

# AGRICULTURE, RURAL DEVELOPMENT, FOOD AND DRUG ADMINISTRATION, AND RELATED AGENCIES APPROPRIATIONS FOR 2009

---

## HEARINGS BEFORE A SUBCOMMITTEE OF THE COMMITTEE ON APPROPRIATIONS HOUSE OF REPRESENTATIVES ONE HUNDRED TENTH CONGRESS SECOND SESSION

---

SUBCOMMITTEE ON AGRICULTURE, RURAL DEVELOPMENT, FOOD AND  
DRUG ADMINISTRATION, AND RELATED AGENCIES

**ROSA L. DELAURO, Connecticut, *Chairwoman***

MAURICE D. HINCHEY, New York  
SAM FARR, California  
ALLEN BOYD, Florida  
SANFORD D. BISHOP, JR., Georgia  
MARCY KAPTUR, Ohio  
JESSE L. JACKSON, JR., Illinois  
STEVEN R. ROTHMAN, New Jersey

JACK KINGSTON, Georgia  
TOM LATHAM, Iowa  
JO ANN EMERSON, Missouri  
RAY LAHOOD, Illinois  
RODNEY ALEXANDER, Louisiana

NOTE: Under Committee Rules, Mr. Obey, as Chairman of the Full Committee, and Mr. Lewis, as Ranking  
Minority Member of the Full Committee, are authorized to sit as Members of all Subcommittees.

MARTHA FOLEY, LESLIE BARRACK, JASON WELLER, and MATT SMITH,  
*Staff Assistants*

---

### PART 3

	Page
Department of Agriculture .....	1
Departmental Administration .....	578
Office of the Chief Financial Officer .....	746
Office of the Chief Information Officer .....	812
Office of the General Counsel .....	993
Office of Communications .....	1056
Office of the Chief Economist .....	1106
National Appeals Division .....	1125
Office of Budget and Program Analysis .....	1131
Homeland Security Staff .....	1135
Office of Civil Rights .....	1147
Office of Congressional Relations .....	1170
Office of Inspector General .....	1177

---

Printed for the use of the Committee on Appropriations

**PART 3—AGRICULTURE, RURAL DEVELOPMENT, FOOD AND DRUG ADMINISTRATION,  
AND RELATED AGENCIES APPROPRIATIONS FOR 2009**

# AGRICULTURE, RURAL DEVELOPMENT, FOOD AND DRUG ADMINISTRATION, AND RELATED AGENCIES APPROPRIATIONS FOR 2009

---

## HEARINGS BEFORE A SUBCOMMITTEE OF THE COMMITTEE ON APPROPRIATIONS HOUSE OF REPRESENTATIVES ONE HUNDRED TENTH CONGRESS SECOND SESSION

---

SUBCOMMITTEE ON AGRICULTURE, RURAL DEVELOPMENT, FOOD AND  
DRUG ADMINISTRATION, AND RELATED AGENCIES

**ROSA L. DELAURO, Connecticut, *Chairwoman***

MAURICE D. HINCHEY, New York  
SAM FARR, California  
ALLEN BOYD, Florida  
SANFORD D. BISHOP, JR., Georgia  
MARCY KAPTUR, Ohio  
JESSE L. JACKSON, JR., Illinois  
STEVEN R. ROTHMAN, New Jersey

JACK KINGSTON, Georgia  
TOM LATHAM, Iowa  
JO ANN EMERSON, Missouri  
RAY LAHOOD, Illinois  
RODNEY ALEXANDER, Louisiana

NOTE: Under Committee Rules, Mr. Obey, as Chairman of the Full Committee, and Mr. Lewis, as Ranking  
Minority Member of the Full Committee, are authorized to sit as Members of all Subcommittees.

MARTHA FOLEY, LESLIE BARRACK, JASON WELLER, and MATT SMITH,  
*Staff Assistants*

---

### PART 3

	Page
Department of Agriculture .....	1
Departmental Administration .....	578
Office of the Chief Financial Officer .....	746
Office of the Chief Information Officer .....	812
Office of the General Counsel .....	993
Office of Communications .....	1056
Office of the Chief Economist .....	1106
National Appeals Division .....	1125
Office of Budget and Program Analysis .....	1131
Homeland Security Staff .....	1135
Office of Civil Rights .....	1147
Office of Congressional Relations .....	1170
Office of Inspector General .....	1177

---

U.S. GOVERNMENT PRINTING OFFICE

## COMMITTEE ON APPROPRIATIONS

DAVID R. OBEY, Wisconsin, *Chairman*

JOHN P. MURTHA, Pennsylvania	JERRY LEWIS, California
NORMAN D. DICKS, Washington	C. W. BILL YOUNG, Florida
ALAN B. MOLLOHAN, West Virginia	RALPH REGULA, Ohio
MARCY KAPTUR, Ohio	HAROLD ROGERS, Kentucky
PETER J. VISCLOSKEY, Indiana	FRANK R. WOLF, Virginia
NITA M. LOWEY, New York	JAMES T. WALSH, New York
JOSÉ E. SERRANO, New York	DAVID L. HOBSON, Ohio
ROSA L. DELAURO, Connecticut	JOE KNOLLENBERG, Michigan
JAMES P. MORAN, Virginia	JACK KINGSTON, Georgia
JOHN W. OLVER, Massachusetts	RODNEY P. FRELINGHUYSEN, New Jersey
ED PASTOR, Arizona	TODD TIAHRT, Kansas
DAVID E. PRICE, North Carolina	ZACH WAMP, Tennessee
CHET EDWARDS, Texas	TOM LATHAM, Iowa
ROBERT E. "BUD" CRAMER, JR., Alabama	ROBERT B. ADERHOLT, Alabama
PATRICK J. KENNEDY, Rhode Island	JO ANN EMERSON, Missouri
MAURICE D. HINCHEY, New York	KAY GRANGER, Texas
LUCILLE ROYBAL-ALLARD, California	JOHN E. PETERSON, Pennsylvania
SAM FARR, California	VIRGIL H. GOODE, JR., Virginia
JESSE L. JACKSON, JR., Illinois	RAY LAHOOD, Illinois
CAROLYN C. KILPATRICK, Michigan	DAVE WELDON, Florida
ALLEN BOYD, Florida	MICHAEL K. SIMPSON, Idaho
CHAKA FATTAH, Pennsylvania	JOHN ABNEY CULBERSON, Texas
STEVEN R. ROTHMAN, New Jersey	MARK STEVEN KIRK, Illinois
SANFORD D. BISHOP, JR., Georgia	ANDER CRENSHAW, Florida
MARION BERRY, Arkansas	DENNIS R. REHBERG, Montana
BARBARA LEE, California	JOHN R. CARTER, Texas
TOM UDALL, New Mexico	RODNEY ALEXANDER, Louisiana
ADAM SCHIFF, California	KEN CALVERT, California
MICHAEL HONDA, California	JO BONNER, Alabama
BETTY MCCOLLUM, Minnesota	
STEVE ISRAEL, New York	
TIM RYAN, Ohio	
C.A. "DUTCH" RUPPERSBERGER, Maryland	
BEN CHANDLER, Kentucky	
DEBBIE WASSERMAN SCHULTZ, Florida	
CIRO RODRIGUEZ, Texas	

ROB NABORS, *Clerk and Staff Director*



**AGRICULTURE, RURAL DEVELOPMENT, FOOD  
AND DRUG ADMINISTRATION, AND RE-  
LATED AGENCIES APPROPRIATIONS FOR  
2009**

---

WEDNESDAY, FEBRUARY 13, 2008.

**DEPARTMENT OF AGRICULTURE**

**WITNESSES**

**EDWARD SCHAFFER, SECRETARY OF AGRICULTURE**

**CHUCK CONNER, DEPUTY SECRETARY OF AGRICULTURE**

**Dr. JOSEPH GLAUBER, ACTING CHIEF ECONOMIST, DEPARTMENT OF  
AGRICULTURE**

**W. SCOTT STEELE, BUDGET OFFICER, DEPARTMENT OF AGRI-  
CULTURE**

**OPENING REMARKS**

Ms. DELAURO. Good morning. The hearing will come to order.

Welcome. Many thanks to all of you for being here today. I want to truly welcome everyone, and particularly I would like to welcome Secretary Schaffer. Good to see you today. We had an opportunity yesterday to catch up for a bit in advance of today's hearing. And I offer you my congratulations.

Secretary SCHAFFER. Thank you.

Ms. DELAURO. And good luck, and I truly do look forward to working with you in the next several months.

I am pleased again to be with the subcommittee members and our Ranking Member, Mr. Kingston, as we begin the hearings for the fiscal year 2008 agricultural appropriations bill. I think it is 2009. In any case, that is where we are, 2009.

I have said before, and so many of you have heard this before but I will repeat, that the issues that we confront on this subcommittee really do speak to what I view as the core responsibilities of the Federal Government. The work that we do here affects people's lives every day: keeping the control healthy and safe; preserving and strengthening our rural traditions, our traditional communities; thinking about problems like energy and its relationship to agriculture and what we can do in that area. And those are issues that are on the horizon. They are not just focused on what is our need today, but what we need to try to do in the future.

And I believe that the USDA has a great opportunity to meet those obligations to its citizens: consumers who want safe drugs and food; farmers who rely on fair and functioning markets; chil-

dren who need healthy food to be able to meet their full potential; and rural communities that need new opportunities to thrive.

In order to achieve these goals, the agency must make sure that its actions keep up with its word. And I am afraid that with the budget that we have before us today, that may not be possible. With gross spending for all USDA programs in our bill, before offsets, cut by \$402 million below 2008, we are going in the wrong direction. The WIC program, rural development, conservation, and research, all will encounter major shortfalls.

Let me also add in terms of program termination, Community Connect broadband grants, community facility grants, farm labor housing, commodity supplemental food programs, multi-family housing direct loans, rural business grants, renewable energy programs, Section 9006 self-help housing grants, single-family housing direct loans, value-add producer grants—these are programs that are all eliminated. I believe that that is a problem.

So I think that the trends are going in the wrong direction. Let me make a few specific comments about areas that I have concern with in the budget.

Country of origin labeling continues to be a problem. I am afraid that its implementation is not moving it in an effective or timely manner. If we are in fact facing delays with COOL, we must know why and exactly how the USDA plans to get it back on track. Neither the subcommittee nor the American people should be willing to stay patient and to be able to just trust the administration considering the department's past record on COOL. I hate to say that the latest proposed user fee seems to be more of the same, thus another delaying tactic.

Animal ID is also moving far too slowly. We have already made a significant investment, \$118 million initiative, yet the program will not meet its January 2009 goal to have all registration complete. The previous Secretary indicated the program should be made mandatory, and then did the opposite. I have asked for clear cost estimates, and then received only a vague answer. No one should expect a blank check from this subcommittee.

In addition, I am concerned that the budget undermines the priorities this administration has outlined in the new Farm Bill. With the conservation title, for example, the administration has proposed expanding it for the next five years. Yet this budget proposal includes significant cuts. The list goes on. Examples of a budget that flies in the face of the Farm Bill, the administration's rhetoric, and our nation's priorities.

Some nutrition programs like CSFP that currently serves 473,000 are zeroed out, while others like WIC are both short-funded and allow for no increase in participation despite current trends. Rural development programs are short-funded as well, eliminating funds entirely, as I mentioned, for community facility grants, rural business enterprise, and opportunity programs.

So, Mr. Secretary, I believe we have room for improvement in a number of areas. I thank you very, very much for being here today. I look forward to asking you about these concerns, some of which I expressed to you when we met yesterday. And I thank you in advance for working with us today and in the days to come.

And I also am mindful that you were not the one that put together this budget. But regardless, again, as I said yesterday, you are the Secretary. You are the person to whom we need to address our questions and our concerns and figure out the ways in which we can carry out our goals and missions.

Ultimately, all appropriations reflect our priority mission. We have big goals, and it is the detail, the budget and the basics that we discuss here today, that get us there. And I view, and I believe that you view, that we have the opportunity and the responsibility to get it right.

So I thank you for being here. And with that, I would like to yield my time and recognize our Ranking Member, Mr. Kingston.

Mr. KINGSTON. Thank you, Madam Chair. And let me welcome the Secretary and his team here. I am not going to say much. I do think that it is necessary to reduce the budget. I think that this budget is a good reflection of some of the needs that are out there. I would frankly like to see you go further. But I know that this committee always likes to have a good discussion about these matters, and we will.

But I think that it is time that the agencies and the cabinets in Washington take a look at their budgets and try to figure out where there are some savings. So I applaud you on that. I think it is a good step. But I also know that in this process, there will be a lot of discussion in the months to come. And the chairwoman and I work closely on these things, and have philosophical disagreements here and there, but we are all very pro-rural America. And I know that you are pro-rural America as well.

Before you leave, if you would—

Ms. EMERSON. I am going to come right back. I am going to come back. So you guys go ahead. I will be back.

Mr. KINGSTON. And that concludes my statement, if Mrs. Emerson wants to say anything on that.

Ms. EMERSON. That is all right. I am happy to say welcome. But I will be back.

Mr. KINGSTON. She has the normal task of all of us to be in two places at once. So that is why Congress was interested in the cloning bill. [Laughter.]

Mr. KINGSTON. But I will yield back.

Ms. DELAURO. How did you vote on that bill, Jack, by the way?

I will ask my colleagues, members of the subcommittee, for opening statements and to put those in the record because we will proceed to testimony, Mr. Secretary. And I understand that your full statement will be put into the record. And we ask you to make your comments and summarize in any way that you see fit.

#### SECRETARY SCHAFER OPENING STATEMENT

Secretary SCHAFER. Thank you, Madam Chairwoman. I do have some brief oral comments that supplement my written testimony, which we will submit for the record. Thank you for the opportunity to appear before the committee and the distinguished members of the committee.

I am pleased to appear here to discuss the fiscal year 2009 budget recommendation for the Department of Agriculture. I am joined today at the table by our Deputy Secretary, Chuck Conner, whom

I believe you all know well. Our Budget Officer, Scott Steele, is on my left. And Joseph Glauber, our Acting Chief Economist, is here with us as well.

I am grateful that the President provided me with this opportunity to serve the people of the United States in this role. And I will do my very best to promote and preserve and enhance the mission of the Department. And I hope that this is the beginning of us developing a relationship between the Department and this committee.

And I can assure you, Madam Chairwoman, that while I am sitting in the chair of Secretary of Agriculture, we will give you the information you need. We won't have vague answers. We will make sure that we develop a working partnership and relationship here so that we can support you with the information you need to make your decisions.

I am also really pleased to be able to lead this Department at a time in history when the agriculture economy has never been stronger. Market prices are at or near record levels for virtually all of our major crops, and income for 2007 in the agriculture arena will exceed \$85 billion. That is up \$18 billion over the year before.

Except for 2006, net cash income has been above \$80 billion for each of the last five years. And we released just yesterday the estimates for 2008, which will establish a new record of over \$96 billion of net cash income from farms and ranches in 2008.

I look forward to working with you, Madam Chairwoman, as well as the other members during this 2009 budget process to ensure that we have the resources that we need to continue making a positive impact on the well-being, the safety, and health of all Americans, while maintaining our fiscal responsibility.

We are proud that the USDA's recommended 2009 budget advances the President's goal of achieving a balanced federal budget by 2012, while also encouraging economic growth and enhancing our security.

Although I am new to the Federal budget process, and as you made the comment that I wasn't involved in generating this budget, certainly I have faced many challenges in developing budgets at the State level. As a Governor for eight years, I was required to make tough decisions on budget issues because of a balanced budget requirement by law in our State.

Today I think we face similar challenges, trying to keep spending under control to meet the President's deficit reduction goals. But by focusing on priority spending, we believe that we present a good budget and sound budget for the Department.

USDA's total budget authority request pending before this committee proposed an increase from \$88 billion in 2008 to \$93 billion in 2009, while the discretionary appropriation request is at \$17.4 billion, a decrease, as you mentioned, of approximately \$400 million from the 2008 enacted level.

The budget before you proposes to terminate about \$1 billion in lower priority earmarks and programs that duplicate other activities. But I would like to point out that even with a tight overall framework, this budget requests that additional funds be allocated to food safety, to nutrition, and high priority bioenergy research.

The budget requests nearly one billion in appropriated funds for the Food Safety and Inspection Service, a record level of funding. This funding will ensure that the demand for inspection is met, and will build on our success in improving the safety of the food supply. We will continue to pursue the development and implementation of inspection systems that are better grounded in science, and that can increase the speed in which we detect and respond to outbreaks of food-borne illness.

Our budget supports increased participation and food costs for the Department's three major nutrition assistance programs: Food Stamps, WIC, and Child Nutrition.

The budget also includes additional funding for bioenergy research aimed at increasing the efficiency of converting cellulose to biofuels. Under the National Research Initiative, USDA will support efforts to develop and enhance feed stock sources and biocatalysts for cellulosic conversion. The Agricultural Research Service will focus on developing sustainable and efficient production of energy from a variety of agriculture sources and products, and enabling on-the-farm processing of cellulosic feed stocks.

Our budget also provides support to ensure that critical program delivery systems are maintained so that the infrastructure is in place to build upon and meet the demands of implementing the new Farm Bill legislation and addressing other needs in rural America.

The budget proposes funding needed to increase enrollment in our conservation programs at a record level of acres. These programs are essential to protecting and preserving our land, our water, and our air resources now, and for our future generations.

Our budget provides \$15 billion for Rural Development programs. This level of support maintains USDA's role in financing rural home ownership, rural utilities and business and industry, and includes almost \$1 billion to protect the rents of low income rural residents.

Within this program level, we are proposing to shift the emphasis from grants to loans, and from direct loans to loan guarantees. And I believe, Madam Chairwoman, you made some comments about the grants, and we will point out that we are not eliminating that support, that we are moving from grants to loan guarantees, which still allows the support programs to be delivered. These shifts really do allow us to continue to address the priorities of this committee and the agency, but at a lower cost to the taxpayer.

All Americans, in particular our farmers and ranchers, know the importance of a healthy economy. It creates jobs and it boosts income. So keeping American agriculture strong means that we must continue to build on our recent successes in trade.

We are forecasting record agriculture exports of \$91 billion in 2008, an increase of \$22 billion in just the last two years. USDA has worked aggressively, along with USTR, to open new markets for American farmers and ranchers. And those efforts are showing results.

Progress was made when the President signed the trade promotion agreement with Peru last December. Congress can continue to help create jobs and economic opportunity by passing the pending free trade agreements. Colombia, Panama, and South Korea

are on the table now, and together with Peru, those four countries can provide the potential for \$3 billion of increased agriculture exports from the United States. And we can see how important that trade is to our economy.

To further support the pending free trade agreement with Colombia, I am hosting a CODEL to Colombia in mid-March. And I would invite you, Madam Chairwoman, to join us, and other interested members, and all Members of Congress to join me to learn firsthand how the free trade agreement between our two countries can increase economic opportunities for our farmers and ranchers here in the United States while helping to improve the lives of our Colombian friends.

We also need to secure a new Farm Bill, Madam Chairwoman. A little more than a year ago, the Administration announced a comprehensive set of Farm Bill proposals for strengthening the farming economy in rural America. These proposals represent a reform-minded, fiscally responsible approach to supporting America's farmers and ranchers in our rural communities.

We are working with Congress to shape a new Farm Bill, but as of today we don't have that new legislation in place. Because of that, the President's 2009 recommended budget for USDA is based on the provisions of the 2002 Farm Bill. It also reflects the Administration's new proposal. We do expect some changes to be made in the budget estimates when the new Farm Bill gets passed and signed by the President, and I am confident that will happen.

In closing, I would like to emphasize that this budget provides the critical response and critical resources that we need to keep our agriculture economy strong, and it is in keeping with the President's policy of funding the highest priorities while restraining spending.

Madam Chairwoman, I do submit my comments for the record, and our team is pleased to now take your questions.

[The information follows:]

**For release only by the  
House Committee on Appropriations**

**Statement by  
Ed Schafer  
Secretary of Agriculture  
Before the Subcommittee on Agriculture, Rural Development,  
Food and Drug Administration, and Related Agencies  
Committee on Appropriations, United States House of Representatives  
February 13, 2008**

Madam Chairwoman and distinguished members of this Committee, I am pleased to appear before you to discuss the fiscal year (FY) 2009 budget for the Department of Agriculture (USDA).

I am joined today by Deputy Secretary Chuck Conner, Scott Steele, our Budget Officer; and Joseph Glauber, our Acting Chief Economist.

This is my first appearance before the Committee. I am grateful that the President has provided me this opportunity to serve the people of the United States, and I will do my very best to promote, preserve and enhance the mission of the Department. I come from an agriculture state and understand the important role the Department plays in the lives of many Americans. I look forward to working with you, Madam Chairwoman, as well as the other Members, during the 2009 budget process to ensure that we have strong programs that serve not only U.S. agriculture, but a broad spectrum of rural residents and consumers. By continuing the effective cooperation between this Committee and the Department, we can build a stronger America.

I am confident that I can build upon the progress of Secretary Mike Johanns and Deputy Secretary Chuck Conner. After reviewing the record, I am proud to report that the Department has made significant progress in achieving its goals to improve the rural economy, strengthen U.S. agriculture, protect America's natural resources, and improve nutrition and health. Specifically, I would like to note:

- Under President Bush's economic policy, rural America and U.S. agriculture has prospered.
- Renewable energy production continues to grow and is contributing to the energy security of the United States as well as improving the farm economy.
- U.S. agricultural exports were at a record level of \$82 billion in 2007. That's an increase of 55 percent since 2001; a record level of \$91 billion is currently forecast for 2008. This would be an unprecedented increase of \$22 billion in just the last two years.
- USDA continues to pursue the President's trade agenda that will create new market opportunities overseas and ensure the United States remains a leader in a rules-based global trading system. In this regard, we are continuing our efforts to achieve a successful conclusion to the Doha Round of multilateral trade negotiations -- one that will provide fundamental reform of agricultural trading practices and spur economic growth and development.



- In the future, as in the past, our long-term economic growth will also be enhanced by supporting international trade, by opening world markets to U.S. goods and services and by keeping our markets open. Progress was made in our efforts to remove trade barriers and ensure a level playing field for U.S. farmers and ranchers when the President signed the Trade Promotion Agreement with Peru last December. Congress can continue to help create jobs and economic opportunity by passing the pending Free Trade Agreements with Colombia, Panama and South Korea.
  
- To further support the pending Free Trade Agreement with Colombia, I will lead a CODEL to Colombia mid-march. I would like to invite you, Madam Chairwomen, and other interested members of Congress to join us.
  
- The Department continued its efforts to regain our beef export markets. We have reopened or maintained the markets in over 40 countries that closed or threatened to close their borders to U.S. beef products after the first detection of BSE. Recently, Peru, Colombia, Panama, and the Philippines have removed their remaining restrictions for beef and beef products in accordance with international guidelines.
  
- In December 2007, the Department made the first major revision of the Supplemental Food Program for Women, Infants, and Children (WIC) food package in nearly 30 years. The changes take into account an improved

understanding of nutritional requirements as well as the changing profile of supplemental nutrition needs of WIC's diverse population.

- Actions were taken to improve the safety of meat, poultry, and egg products, by identifying contamination earlier and reducing the exposure to foodborne pathogens.
- The 2006 supplemental funding provided the resources for USDA to work with domestic partners to prepare for a potential influenza pandemic. Through these efforts, we have played a leadership role in the worldwide effort to stop the spread of the H5N1 virus overseas and have increased our preparedness to deal with an outbreak should one occur.

In 2007, the Administration announced a comprehensive set of Farm Bill proposals for strengthening the farm economy and rural America. The 2009 budget is based on the current Farm Bill and reflective of Administrative proposals. The enactment of the new Farm Bill may affect some of the 2009 budget estimates depending on specific provisions.

#### 2009 Budget

Although I did not participate in the development of the 2009 budget, Deputy Secretary Conner conducted an in-depth review of USDA's budget and program

performance in order to develop a budget that meets the Administration's 2009 budget targets and contributes to the President's policy reducing the deficit and balancing the Federal budget by 2012. Tough choices had to be made to keep spending under control and achieve the President's deficit reduction goals. Therefore, this budget funds the Department's highest priorities, while reducing or terminating duplicative or lower priority programs, including earmarks. I believe this is a responsible budget that funds critical programs and focuses efforts on programs that work and achieve results. Key priorities in the budget include:

- Reducing trade barriers and expanding overseas markets;
- Increasing funding for bioenergy research in support of the President's goal for achieving energy independence;
- Supporting policies that enhance job creation, improve rural infrastructure, and increase homeownership opportunities;
- Ensuring Americans continue to enjoy a safe and wholesome food supply;
- Protecting agriculture from diseases and pests;
- Increasing funding for our major nutrition assistance programs;

- Providing for a record number of acres in conservation programs; and
- Carrying out high priority basic and applied sciences that provide the technology and information necessary for the development of innovative solutions facing American agriculture.

The USDA's total budget authority request pending before this committee proposes an increase from \$88 billion in 2008 to \$93 billion in 2009, while the discretionary appropriation request is \$17.4 billion, a decrease of approximately \$400 million below the 2008 enacted level. The discretionary appropriation request is based on the 2008 enacted level.

I would now like to focus on some specific program highlights.

#### Food and Agriculture Defense Initiative

USDA continues its vigilance in ensuring the safety of our food and agriculture system. The Department is a strong partner in the Administration's efforts to prepare for any potential bioterrorist attack. We are working to ensure an appropriate Government response to a wide array of threats.

To protect American agriculture and the food supply from intentional terrorist threats and unintentional pest and disease introductions, the budget proposes

\$277 million for USDA's part of the President's Food and Agriculture Defense Initiative. Funding for on-going programs is \$264 million, an increase of \$81 million from the 2008 level. Of the total amount for on-going programs, an increase of about \$14 million for Food Defense would enhance research to safeguard the Nation's food supply from foodborne pathogens and pathogens of biosecurity concern. For Agriculture Defense, the budget includes an increase of about \$20 million for research to improve animal vaccines and diagnostic tests. An additional \$47 million would be used to improve USDA's ability to safeguard the agricultural sector through enhanced monitoring and surveillance of pest and disease threats, improve animal identification, strengthen response capabilities, and other efforts, such as an expansion of the National Veterinary Stockpile.

In order to keep USDA in the forefront of avian disease research, the budget requests \$13 million to proceed with the design and planning of the Biocontainment Laboratory and Consolidated Poultry Research Facility in Athens, Georgia. This facility is critically needed to conduct research on exotic and emerging avian diseases that could have devastating effects on animal and human health.

#### Food Safety

One of the Department's top priorities is to ensure the safety of our food supply. The 2009 budget requests record funding of nearly \$952 million, an increase of about \$22 million over 2008, for the Food Safety and Inspection Service (FSIS) to protect the

Nation's supply of meat, poultry and egg products. About 80 percent of the FSIS funding goes for staff pay for Federal and State inspection programs to meet the demand for inspection services. With this funding, in addition to providing necessary food inspection, FSIS will continue to develop the food safety infrastructure to ensure that inspections systems are better grounded in science and inspector observations and data are captured and used in a timely manner. The objective is to reduce the risk of foodborne pathogens in meat, poultry and processed eggs and consequent infection.

The budget estimates that \$140 million in existing user fees for voluntary inspection will be collected. We will submit authorizing legislation to Congress to expand these collections, adding another \$96 million in new user fees. These fees will be used to offset needs in 2010, so they have no direct effect on 2009. The proposed legislation will authorize a licensing fee projected to collect \$92 million from meat, poultry, and egg products establishments based on their volume. An additional \$4 million would be collected from establishments that require additional inspection activities for performance failures such as retesting, recalls, or inspection activities linked to an outbreak.

#### Farm Program Administration and Agriculture Credit Programs

The budget requests \$1.5 billion for the Farm Service Agency to deliver farm programs. This level of funding will support approximately the same number of staff

years as in 2008. The budget includes funding to support on-going operational needs based on current programs and the current delivery system.

USDA's farm credit programs provide an important safety net for farmers by providing a source of credit when they are temporarily unable to obtain credit from commercial sources. The 2009 budget supports about \$3.4 billion in direct and guaranteed farm loans. The 2009 budget proposes loan levels that generally reflect actual usage in recent years.

#### Crop Insurance

Crop insurance is designed to be the primary Federal risk management tool for farmers and ranchers. In 2009, crop insurance is expected to provide coverage for nearly \$72 billion in risk protection, more than double the amount of coverage provided as recently as 2000. This growth has been accomplished, in part, through the development of new and innovative plans of insurance. These innovations have expanded coverage to new crops or improved the coverage available under existing policies.

Over the years, Congress has challenged USDA to expand the availability of crop insurance to under-served commodities, in particular, to livestock and pasture, rangeland, and forage. It is my understanding that USDA is meeting that challenge. Currently, the crop insurance program offers revenue protection for swine, fed cattle,

feeder cattle and lamb. In 2007, the crop insurance program began offering two innovative pilot programs covering pasture, rangeland, and forage. The programs proved to be highly popular with farmers and ranchers and, in 2008, the pilot area is being expanded to provide additional information on program performance.

For 2009, the budget re-proposes legislation to initiate a small participation fee in the Federal crop insurance program to fund modernization and maintenance of a new information technology (IT) system. Modernization of the IT system would improve program efficiency and provide the capacity needed to keep pace with the ever expanding workload for developing new crop insurance products. The fee would generate about \$15 million annually, which would initially supplement the annual appropriation to modernize the IT system. However, in future years, the fee would replace appropriated funding for IT maintenance. Based on current program indicators, we estimate that the fee would amount to about one-quarter cent per dollar of premium sold. In addition, the budget proposes to expand on language included in the 2008 Appropriations Act by including IT modernization as an authorized purpose for mandatory funding already provided under the Federal Crop Insurance Act. Either approach could be implemented without increasing the Federal budget deficit.

#### International Programs

Expanding access to overseas markets and securing a level playing field are critical for the continued prosperity of America's farmers and ranchers. Future growth in



demand for our agricultural products is primarily going to occur overseas, particularly in developing countries which are experiencing rapid economic growth and rising incomes. We must, therefore, ensure that our producers and exporters have the tools they need to be competitive in a rapidly expanding global marketplace.

Our 2009 budget proposals support our continued commitment to opening new markets and expanding trade. Increased funding is provided for the Foreign Agricultural Service (FAS) to maintain its overseas office presence and continue its representation and advocacy activities on behalf of American agriculture.

For the foreign food assistance programs, the budget continues to place the highest priority on meeting emergency and economic development needs of developing countries. The 2009 request for appropriated funding for the McGovern-Dole International Food for Education and Child Nutrition Program is \$100 million. This level will allow USDA to extend school feeding and educational benefits to about 2 million women and children during 2009. The program is helping children in countries with severe educational and nutritional needs. In recent years, more than 15 million children throughout the world have received benefits from the McGovern-Dole program and its predecessor, the Global Food for Education Initiative.

The budget requests appropriated funding of \$1.2 billion for the P.L. 480 Title II program, which provides emergency relief needs and addresses the underlying causes of food insecurity through non-emergency programs. In addition, to help improve the

timeliness, efficiency, and effectiveness of the U.S. Government's response to food needs overseas, increased flexibility is requested in the purchasing of Title II commodities. As the President said in his State of the Union message, this flexibility is important to help break the cycle the cycle of famine. In countries like Bangladesh, this authority would have allowed us to provide more assistance, quicker, to those affected by the cyclone several months ago.

The budget requests funding of \$12.5 million in the Office of the Secretary to support the Department's efforts to assist in agricultural reconstruction activities in Afghanistan and Iraq. USDA is providing technical advisors assigned to the Ministry of Agriculture in Iraq, who are assisting in agricultural economics and planning, soil and water policy, extension, and food safety and animal inspection. This collaboration supported the development of the first national strategic plan for agriculture under the new government. Other USDA agricultural advisors are serving on the Provincial Reconstruction Teams (PRTs) working in the rural provinces of Afghanistan and Iraq on activities such as soil and water conservation, irrigation and water management, grain and seed storage, post-harvest loss reduction, marketing system improvements, and livestock health, nutrition, and breeding. These advisors are providing much needed assistance in addressing a wide range of problems brought on by years in some cases decades, of neglect and mismanagement in the agricultural sectors of these two countries. Additional funding will be needed for USDA to continue to be a key player in these areas.

Conservation

USDA fosters environmental stewardship through conservation programs supported with appropriated and mandatory CCC funding. Since 2001, USDA has provided assistance to farmers and ranchers resulting in conservation on more than 130 million acres of land.

The 2009 budget reflects a strong commitment to conservation and includes nearly \$4.6 billion in mandatory funding. Of this amount, \$775 million is needed to support the Administration's Farm Bill proposals. This funding will be allocated among the various conservation programs described below when new program levels are established by the Farm Bill.

Within the total amount of mandatory funds, the budget proposes \$181 million for the Wetlands Reserve Program (WRP). The projected WRP enrollment for 2009 is approximately 100,000 acres, and will bring the total acreage enrolled in the program to 2,275,000 acres, the maximum level authorized by the 2002 Farm Bill. The WRP is the principal support program of the President's goal to restore, protect, and enhance 3 million acres of wetlands by 2009. The Administration's Farm Bill proposals for WRP would provide the funding necessary to achieve an annual enrollment goal of 250,000 acres.

The Conservation Reserve Program (CRP) accounts for more than half of the mandatory funds with total funding of just under \$2 billion. Enrollment in CRP is expected to decline by about 2 percent to 34.2 million acres in 2009 due to expiring contracts and the conversion of farmable land to crop production. Funding for the Environmental Quality Incentives Program (EQIP) will increase by \$50 million to just over \$1 billion to protect more than 24 million acres in 2009. The budget includes \$360 million for the Conservation Security Program (CSP). This level of funding is expected to support more than 25,400 contracts signed in prior years. The Administration's Farm Bill proposals would increase funding for these programs to increase enrollment and treat more acres. In addition, these proposals would reduce the complexity of conservation programs to encourage greater participation.

The 2009 budget includes \$801 million in discretionary funding for on-going conservation work. This level of funding supports programs that provide the highest quality technical assistance to farmers and ranchers and address the most serious natural resource concerns. The budget includes savings of \$136 million from the elimination of funding for earmarked projects, duplicative programs, and programs that do not represent a core responsibility of the Federal government. No funding is proposed for the Resource Conservation and Development Program and the Watershed and Flood Prevention Operations Program.

Rural Development

USDA's Rural Development (RD) programs support the quality of life and economic opportunities in rural America by providing financial support for housing, water and waste disposal and other essential community facilities, electric and telecommunication facilities, broadband access, and business and industry. This support includes direct loans and grants and guarantees of loans made by private lenders.

The 2009 budget supports a program level of \$14.9 billion for the RD programs. This level is similar to the level requested in the 2008 President's budget, but is about \$3.6 billion less than the amount appropriated for 2008. The difference is due primarily to a reduction in electric loans and the elimination of direct loans for single family housing. The budget supports shifting resources to address the highest priority programs.

The 2009 budget includes almost \$1 billion for rental and voucher assistance to protect the rents of 230,000 low-income households. This is \$518 million more than the amount appropriated for 2008. Of this amount, \$100 million is for vouchers that will promote choice by providing the rental subsidy directly to the low-income tenant. Within the last few years, the period to renew expiring rental assistance contracts has been reduced from five years to one year. This action provided initial budget savings but

increased the number of expiring contracts and, hence, the funding needed for renewing these contracts in 2009 and beyond.

With regard to single-family housing, the 2009 budget reflects a shift from direct to guaranteed loans as proposed for 2008. This shift would reduce the cost of providing homeownership opportunities in rural America in a manner than is consistent with the administration of other Federal housing programs and sustainable as a long-term policy. Guaranteed loans have accounted for almost all the growth in USDA's single-family housing program since the mid-1990's and have proven to be effective in reaching low-income as well as moderate income households. The 2009 budget includes \$4.8 billion for such loans, an increase of \$658 million and an amount estimated to provide about 43,000 homeownership opportunities in rural America.

For the water and waste disposal program, the 2009 budget supports \$1.3 billion in direct loans, \$75 million in guaranteed loans and \$220 million in grants, for a total program level of \$1.6 billion, which is a slight increase over the program level for 2008. The 2009 budget does not repeat the 2008 budget proposal to change the interest rate structure for direct loans, but it does reflect a sizeable shift from grants to direct loans. This shift achieves substantial budget savings while maintaining a high level of financial assistance that most rural communities can afford to repay at low interest rates.

For the electric program, the 2009 budget supports \$4.1 billion in direct loans for distribution, transmission, and power generation improvements. This level is expected

to meet the anticipated demand. It does not include funding for new base-load generation facilities. If legislation to authorize a fee to cover all subsidy costs is enacted, additional loan funding for financing new baseload generation will be considered. It is the Administration's policy that the Department of Energy be the sole source of financial support for nuclear power generation facilities.

The 2009 budget supports almost \$300 million in broadband access loans and \$20 million in distance learning and medical link grants. The funding is sufficient to meet expected demand. It is anticipated that new program regulations for the broadband program will be in place for 2009 to ensure proper administration of the program and that more assistance will be directed to areas without existing providers.

Based on recent trends in applications and the potential availability of carryover, the 2009 funding level for Business and Industry guaranteed loans is \$700 million. In addition, the budget supports almost \$33 million in zero-interest direct loans for intermediary relending.

#### Research

Research to improve the quality and productivity of America's food production and distribution system has contributed to the strength of American agriculture. By improving the competitiveness of agricultural research, we will continue to post gains in agricultural efficiency and production. The Administration strongly believes that merit-

based, peer-reviewed grants represent the best mechanism for providing the highest quality research. In support of this approach, the 2009 budget for the Cooperative State Research, Education and Extension Service (CSREES) includes a \$19 million increase for the National Research Initiative (NRI), the Nation's premier competitive research program for fundamental and applied sciences in agriculture for bioenergy and biobased fuels, a continuing high priority of the Administration. The NRI also supports integrated projects that focus on water quality, food safety, and pest management.

The budget also supports the Administration's goal for earmark reform to bring greater transparency and accountability to the budget process. In this regard, the budget proposes to eliminate \$144 million in earmarked projects within CSREES. The budget also proposes to modify the Hatch and McIntire-Stennis formula programs. This proposal will expand multi-state research programs and direct a higher proportion of these funds to competitively awarded research projects. This will ultimately foster greater competition and improve the quality of USDA supported research. As proposed in the 2008 budget, the 2009 proposal would sustain the use of Federal funds to leverage non-Federal resources, maintain program continuity, facilitate responsiveness to State and local issues, and leverage and sustain partnerships across institutions and States.

The budget for the Agricultural Research Service (ARS) includes \$47 million in increases for high priority research conducted in areas such as emerging and exotic diseases of livestock and crops, bioenergy, plant and animal genomics and genetics,



and human nutrition and obesity prevention. Funding increases for these critical research priorities are offset by the discontinuation and redirection of \$105 million in lower priority programs as well as the elimination of \$41 million in Congressional earmarks.

Finally, the budget includes \$39 million to complete the 2007 Census of Agriculture, the most comprehensive source of statistically reliable information regarding our Nation's agriculture. With information collected at the national, State, and county levels, the Census provides invaluable, comprehensive data on the agricultural economy which are relied upon to keep agricultural markets stable and efficient.

#### Nutrition Assistance

The budget supports increased participation and food costs for the Department's three major nutrition assistance programs -- Food Stamps, WIC, and Child Nutrition. For WIC, the budget supports an average monthly participation of 8.6 million in 2009, up from 8.5 million in 2008. Food Stamp monthly participation is estimated at 28 million, about 200,000 above the 2008 level. School Lunch participation is estimated to grow a little over 1 percent to keep pace with the growing student population to a new record level of 32.1 million children per day.

For Food Stamps, legislation will be repropoed to allow participation of certain households currently not eligible due to retirement and education savings accounts,

child care expenses, and military combat pay. These re-proposals will also include legislation to close a loophole that some States used to enroll people not intended to be served by the program. For 2009, the budget includes increased funding to assess ways to increase participation among the elderly and the working poor, two populations that historically have been underserved. In addition, funds are also included to study ways to improve the application process as well as for nutrition education so that we can continue to refine the program.

The President's appropriation request is \$6.1 billion for WIC and will provide benefits to 8.6 million average monthly participants. Language is repropose to cap the national average grant per participant for State administrative expenses at the 2007 level, which will reduce overall financial requirements by about \$145 million in 2009. This reduction will encourage States to seek ways to be more efficient without affecting core services. In addition, the budget is repropose to limit automatic WIC income eligibility to Medicaid participants with household incomes that fall below 250 percent of the Federal poverty guidelines. The automatic eligibility provisions for Medicaid participants make some people with incomes up to 300 percent of poverty eligible, well above the 185 percent of poverty WIC statutory standard.

The Food and Nutrition Service is working with the States to implement the revised WIC food packages rule promulgated in December. The new rules allow the States to offer fruits and vegetables, whole grains, and more flexibility to offer foods

likely to appeal to a variety of cultural preferences which will improve WIC's ability to achieve its nutritional objectives.

The budget repropose the elimination of the Commodity Supplemental Food Program (CSFP), since the program is only available in limited areas, and overlaps with two of the largest nationwide Federal nutrition assistance programs – Food Stamps and WIC. USDA intends to pursue a transitional strategy to encourage the 30,000 women, infants and children that are eligible for WIC to apply for that program, and to encourage 434,000 elderly CSFP recipients to apply for the Food Stamp Program. As part of this strategy, the budget provides resources for outreach and temporary transitional food stamp benefits to CSFP participants 60 years of age or older. These benefits would equal \$20 per month for the lesser of six months or until the recipient starts participating in the Food Stamp Program. Overall the Food Stamp Program budget includes \$72 million for the transition in 2009.

The Department has had great success in promoting healthy eating habits and active lifestyles with MyPyramid, the new MyPyramid for Pregnant and Breastfeeding Women and associated web-based, interactive tools. There have been 4.3 billion hits to MyPyramid.gov and 3.2 million registrations to MyPyramid Tracker, the on-line tool that assesses diet quality and physical activity status, since MyPyramid was made available April 2005. The budget includes an increase of \$2 million to update and improve these popular tools plus develop the 2010 Dietary Guidelines for Americans. USDA has the lead in developing the Dietary Guidelines — the basis for determining benefit levels in

Food Stamps, School Nutrition Programs, WIC and others, as well as for Federal nutrition policy and nutrition education activities. This supports the HealthierUS Initiative, which is aimed at improving diets and increasing physical activity in order to reduce obesity in America.

Department Management

The 2009 budget continues to support the overall management of the Department. Increased funding is being sought for selected key management priorities including:

- Reviewing agency compliance with civil rights laws in program delivery and affirmative employment goals, while providing effective outreach to ensure equal and timely access to USDA programs and services to all customers.
- Ensuring that ethics oversight and the delivery of ethics services to the agencies is carried out in a consistent manner with clear accountability in the USDA program.
- Providing oversight of program delivery by conducting audits and investigations and limiting fraud, waste, and abuse throughout USDA.
- Funding rental payments to the General Services Administration and security payments to the Department of Homeland Security to provide USDA employees with a safe working environment.

In closing, I want to emphasize that the USDA budget fully supports the President's goals and funds the Department's highest priorities.

That concludes my statement. I look forward to working with Members and staff of the Committee and I will be glad to answer questions you may have on our budget proposals.

## COUNTRY OF ORIGIN LABELING

Ms. DELAURO. Thank you very much, Mr. Secretary.

Let me start with an issue that I mentioned in my remarks, and that is country of origin labeling. We need to make sure that USDA is on track and is going to implement COOL on time. I am concerned that we are not on track to follow the law and to be able to deliver the effort on time.

As I said again, I believe that consumers have a right to know where their food is coming from. According to Food and Water Watch surveys, they have shown that over 80 percent of Americans want to know where their food comes from. The government, especially USDA, you have the responsibility to do that.

We have a choice to avoid products that come from a country with a proven bad safety record when we know where they are coming from. You know, we have labels today for toys, clothes, electronic gadgets, but we appear not to have and can't get to having labels for what we put in our body and what we feed our family. I think there needs to be a common sense approach to make informed decisions about this effort.

I will be straight out with you. I believe that there continues to be foot-dragging where it concerns COOL. Last year the House provided direction, a timeline to USDA to assure that the Department would implement the labeling law on time. USDA, unfortunately, missed the very first milestone.

This committee directed that AMS republish a proposed rule for covered commodities by January 17, 2008. We are past that, a month past that milestone, and we are still waiting to see the published rule. Despite assurances from the staff that AMS is on track to meet the final September 30th deadline, the track record so far really doesn't bode well.

Do you expect, Mr. Secretary, to meet the September 2008 deadline for the other commodities?

Secretary SCHAFER. I do. I have been catching up within the Department on this issue, and I am aware that we missed the September 17th deadline. But I believe that the agency has the resources and the dedication to be able to deliver this public policy by October 1st.

Ms. DELAURO. And that includes all products, or just the—is that fruits, fresh fruits and frozen fruits and vegetables, or it is with all the beef products, et cetera?

Secretary SCHAFER. We are proceeding for all products.

Ms. DELAURO. All products.

Secretary SCHAFER. The Farm Bill, there are some issues in the Farm Bill that may change this. We don't know what is going to come out of—

Ms. DELAURO. Well, you are accurate on some of the concerns within the Farm Bill. And what I don't want us to do is to go down a road that says, okay, and a few we can't get to resolve on the Farm Bill, though I will, as you will, work as hard as we can to make sure that we get a Farm Bill.

What is the ability, if there are delays on the beef side of this issue, to deal with other commodities, to separate them out and get

us on our way to where we need to go with the produce, with the fruits, vegetables, et cetera?

Secretary SCHAFER. We are proceeding along the line that this—

Ms. DELAURO. That we are going to do that?

Secretary SCHAFER. That the public policy will be initiated on October 1st, and we will be prepared to deliver.

Ms. DELAURO. Thank you. Let me also talk about the user fee proposal because I think that there is some concern with that effort, what ultimately winds up being a grocery store tax. And I think that that is the way it will be perceived, and that has its own set of repercussions.

Given the delays surrounding the COOL over the years, my view is, as I again said in my opening remarks, that this is another delaying tactic. You are proposing legislation that would allow you to collect, deposit fees in an interest-earning account, and then use the fees and interest for random compliance audits on retail stores.

Let me see if I can get a better understanding. What is the basis for the compliance checks? How would the compliance audit regimen differ from USDA's other food labeling and certification activities at the retail level? And how would a staff of ten, as proposed in the budget, cover 37,000 retail stores? How will USDA collect the fees from 10,000 grocery stores? And how have the food retailers responded?

Secretary SCHAFER. Maybe Deputy Secretary Conner can walk us through that.

Mr. CONNER. Madam Chair, let me just say that in terms of enforcement of the country of origin labeling, I don't think the particular fee that is being proposed is going to impact that in terms of our audit and enforcement requirement. Obviously, we are proposing a—

Ms. DELAURO. That we don't need the fee?

Mr. CONNER. Well, we need the fee because the budget is tight, Madam Chair. Now, if the fee is not provided, my point simply is that that doesn't mean we are not going to enforce country of origin labeling, and I don't want to leave the subcommittee with that particular thought.

We are proposing an annual \$260 fee for retailers. Now, that would be assessed against them. That would generate, I believe, 9.5, \$9.6 million of revenue that we would use then to offset the general costs. But I want to be clear that that does not mean that if the money is not provided, this is not going to be an excuse for us to come in and say, we cannot do COOL. Okay? I want to be clear—

Ms. DELAURO. So with that, we are keeping to the September 30th deadline here?

Mr. CONNER. That is correct.

Ms. DELAURO. With whatever we want to do. And what has been the response from the retailers?

Mr. CONNER. Well, let me just say I have not—

Ms. DELAURO. Are they going to hear about it?

Mr. CONNER. I have not had any direct contact from them. I am certain they are preparing a response in this regard. I have no

doubt that they don't like it. Most of them do not like the mandatory country of origin labeling rule to begin with, anyway. So—

Ms. DELAURO. And keeping in mind in that regard, I took very seriously the earlier notions that we were loading on costs. And all along, the issue was, well, what are you going to be—what additional fees and costs are you going to put on industry and others, et cetera? So we have been trying to not add additional costs to be able to make sure that the costs are streamlined so we are not dealing with undue burdens.

But I have your commitment that this is not getting in the way of any focus in terms of meeting the deadline that we have established last year?

Mr. CONNER. You do indeed.

Secretary SCHAFER. That is correct. And Madam Chairwoman, I have just—to step back for a minute, I have some good—

Ms. DELAURO. I would very much like to hear why we missed the first milestone, which I haven't heard yet. So, I mean, whether you—what has been the—why?

Secretary SCHAFER. I am asking the same question.

Ms. DELAURO. Thank you. Do we have an answer, Mr. Conner?

Mr. CONNER. Well, Madam Chair, I think the September 30th date is the key milestone here. And that is, I think, what we are focusing on. That is what the subcommittee is focused on, that this is operational this September.

Now, this has been a tough challenge for USDA, Madam Chair. And I just—I will represent the interests of a lot of good career people who are devoting a lot of time to this issue. I mean, we have had, I believe, four legislative changes since the 2002 Farm Bill to country of origin, labeling dramatic changes in terms of implementation.

We have been debating a Farm Bill for a year that has some fairly dramatic changes as well. That is not the easiest environment by which to put in a very, very major program. And this is a major program.

Now, having said that, again, we are going to meet that September 30th date. But I will defend a little bit why we are not hitting absolutely every milestone on the money here because of—there has been problems along the way.

Ms. DELAURO. Well, but the milestone deals with the rule. And so you have to have a rule before we are going to meet the date. So that is why, understanding where you are. Now the milestones were put in there, the dates were put in there, so we could get an understanding of what was happening, what was going on.

So I believe that we need—you have truly an obligation to get back to us to let us know—I understand the problems and I understand good career people doing that. But you also have to have a rule that is forthcoming in order to do this.

Secretary SCHAFER. Yes.

Ms. DELAURO. When are we going to have a rule?

Mr. CONNER. Well, remember, we put out the proposed rule in 2003 on this before we started having other legislative activity in this way. So we have—

Ms. DELAURO. That is the point. 2003.



Mr. CONNER. Yes. So we haven't been sitting on this. We reopened comments on it based upon the most recent legislative changes, I believe some time last year, if I remember the early part of the year.

So again, we have been moving on this, Madam Chair. And we are going to have this for you on September 30th.

Ms. DELAURO. Well, I really, truly would love to have you get back to us on it. And I understand, and I would want to hear back on when we are going to deal with the proposed rule. I know the comment period was extended, the June 7th additional comment period. Please let us know—

Mr. CONNER. We will communicate with you on that. Yes.

Ms. DELAURO [continuing]. How we are moving along this continuum so that this subcommittee is not in the dark. Thank you. [The information follows:]

#### COUNTRY OF ORIGIN LABELING

USDA has developed a report regarding the implementation of country of origin labeling (COOL) provisions of the 2008 Farm Bill. We expect the report to be delivered to the House and Senate Agriculture Appropriation Subcommittees shortly. Our plan is to publish the rules in time to implement COOL by September 30th.

Mr. KINGSTON. Madam Chair, what is this? Do you know off-hand? It may be a motion to adjourn.

As I understand it, we are angry at you guys, and I am sure we are right. [Laughter.]

Mr. KINGSTON. I am sure we are right, but I am not sure why.

Mr. BOYD. Are you angry?

Mr. KINGSTON. Absolutely.

Mr. BOYD. Tell us why you are angry.

Mr. KINGSTON. Well, I am not completely sure why we are mad. But I am saying it is for good cause. I know that. But I think, actually, it has to do with FISA and that there may be a series of dilatory tactics. And the reason why I was asking that is because I was wondering what the Secretary's schedule was and what the chairwoman's schedule is and how we may navigate this, this unpleasant situation, which you all no doubt caused. [Laughter.]

Mr. BOYD. No doubt.

Mr. KINGSTON. Defending my position as a minority member here.

Ms. DELAURO. I just would add a further. I thought members, at least a number of members, were on their way to California for the memorial service in California for our colleague, Tom Lantos. So I am surprised at the votes, to be very honest with you, and I—it is not today? The funeral is today.

Mr. KINGSTON. Yes. I thought that was in the Capitol.

Ms. DELAURO. No. That is tomorrow. That is the memorial service tomorrow.

Well, obviously they made an order so that we are voting this morning. I don't know. Maybe you could tell us something about how many dilatory votes there will be, in which case we—

[Laughter.]

Mr. KINGSTON. Let me ask my staff to find out.

Ms. DELAURO. I have plenty of time for the hearing.

Secretary SCHAFER. As do we. We are on it.

## ALTERNATIVE FUEL

Mr. KINGSTON. In the time remaining, Mr. Secretary, there is a big national debate about corn being devoted for ethanol as we try to make the six million gallons of alternative fuel. And I think— isn't it six that comes from corn ethanol, or four? I know the numbers have changed.

But anyway, the debate being is that the corn requires nitrogen and a lot of energy to convert, and then it diverts it from food stock. And in the South, we can't get it anyhow because we don't have enough infrastructure to get enough of the corn ethanol. And yet, of course, we are interested in biodiesel. We are interested in ethanol, but we would like to see it come from other sources.

How is the USDA geared up to that? Because there is a huge consensus in Congress right now to get off Middle East oil and come up with alternatives.

Secretary SCHAFER. I appreciate the question because this is one we deal with a lot and it is one I have personal interest in as well. The merging of energy and agriculture is starting to be a huge issue. And you point out the positive aspects of it is developing a dependency-free energy resource in the United States of America today is important for us.

This budget includes research in bioenergy feed stocks. And I think the important issue here on the feed versus fuel debate is as we move to the cellulosic feed stocks for ethanol, it moves away from price-distorting efforts on corn. And the resultant efforts in wheat and other crops as well is that acreage is moved into corn and out of other commodity products.

So the research effort, I think, is to take the next step, which is to move the feed stocks into non-feed-distorting prices. There is \$59 million in the budget to generate this research, including facilities that can advance the technology. And that is like a \$20 million increase, I believe.

And we think this is an important mission of the agency, and we are very prepared and interested to pursue a line of renewable energy that is based on feed stocks that will not distort prices in commodity programs.

Mr. KINGSTON. Well, I want you to know that this committee on a bipartisan basis is fairly united on alternative fuel. So we are interested in that debate, and we want to be part of any thinking that you have in terms of being able to help you.

## SAVANNAH SUGAR REFINERY

Another question that I wanted to ask is provincial. We had a sugar refinery explosion in Savannah last week, a tragedy. Six people were killed and about 30 or 40 were severely burned. But from an economic—so a human tragedy is huge, but then on the economic standpoint, I understand that that refinery supplied something like 60 percent of the syrup in the country in terms of sugar. I am not 100 percent sure what the number is, but I know that our refineries are really down in America at the time when sugar almost has an oversupply because of the Mexican imports because of the NAFTA restraints coming off it.

I wanted to bring that up to you. I don't have a proposal about that right now, but is there anything that the USDA could help in terms of maybe a transition or bridge economically, or low interest loan to help the folks get this refinery back on line as soon as possible? It could be down for two years. We just don't know yet. They are still trying to find two more bodies, it is such a mess.

Secretary SCHAFFER. Chuck, do you want to—

Mr. CONNER. Well, Congressman, let me just say that in terms of the assistance, we might want to look at a potential business and industry loan application. RD is a possibility here. My understanding is that plant—the 60 percent figure, that plant processes a lot of imported sugar that is brought into the United States, processed, and shipped back out because it is not—it doesn't have a quota for import and use in the United States. And I believe that plant is about 60 percent of that imported market, but then is re-exported as part of that.

So it is an important consequence down there. It is probably not going to directly so much impact the U.S. sugar supplies as it will the amount of sugar exports going back out of this country.

But perhaps we ought to sit down and see if there might be a fit within one of our RD portfolios to see about some help there. [The information follows:]

#### SAVANNAH SUGAR REFINERY

USDA staff have met with representatives from Imperial Sugar to discuss programs in the Department that could help with the reconstruction of their facilities and provide other assistance to the community. One program that is available is the Business and Industry (B&I) Guaranteed Loan Program, which can provide loan guarantees up to \$25 million. Rural Development staff will be traveling to the site to continue these discussions in the near future.

Mr. KINGSTON. Okay. I will yield back my time for now, and hope we do, if possible, do another round. And I appreciate that.

Secretary SCHAFFER. And Congressman, from USDA, we extend our sympathies and condolences to your constituents that were injured in—

Mr. KINGSTON. It is actually Mr. Barrow's district, but he and I both live in the county and we are very involved in it, both of us.

Ms. DELAURO. Congressman Hinchey. There are about five minutes left in the vote. I think you will be able to get your questions in. I am going to make a suggestion that what we do is that after that, we go to vote, we come back, and then if there are subsequent votes, then we do this—we move on a rotating basis so we can keep the hearing going.

Mr. HINCHEY. Well, thank you, Madam Chairman.

And Mr. Secretary, thank you very much and congratulations. We are very happy to see you and happy that you are in this position. We need somebody who is very competent and capable to run this very important operation.

Secretary SCHAFFER. That is Chuck. [Laughter.]

Mr. HINCHEY. As I was about to add, you are surrounded with competent people with whom we are very familiar. And I think it is the other way around also.

I think that one of the major problems we are facing, obviously, is the allocation of resources in this country. We are seeing, on a large scale, how the administration is focusing more and more re-

sources, more and more of our tax money, on military spending, which is now up about more than 60 percent of the overall budget, and the domestic spending is somewhere in the neighborhood of 40 percent of less.

And all of that is having very negative consequences. We are now spending more on the military than every other country in the world combined. So obviously we are overdoing it.

And we need a policy that is going to refocus our attention on our domestic, internal needs. And I think agriculture is one of the significant aspects of that. And I know that one of the consequences of the budget recommendations that we are confronting is the elimination of the Commodities Supplemental Food Program, the Renewable Energy Program in the agricultural context. The Resource, Conservation, and Development Program also goes away. Grassland Reserve Program. Wildlife Habitat Incentive Program. The Watershed Survey and Planning program. All of those are either dramatically reduced or completely eliminated.

And that is a great deal of concern for all of us who come from rural areas, even in the state of New York, for example. So I just hope that we can work with you and focus our attention on this issue, and get a budget that deals with these issues more effectively.

#### BIOFUELS INITIATIVE AND FOOD COSTS

We are also facing a general economy that is in very questionable condition now. It looks like a recession. The question is how deep and how long that recession is going to be. And one of the major aspects of that is also inflation. We are seeing a dramatic rise in the cost of oil, but we are also seeing a dramatic rise in the cost of food.

And that dramatic rise in the cost of food, some of which is associated with the biofuels program, is having already a very negative impact on a lot of people. The poverty level in America is increasing. Malnutrition is going up. And the ability of families to function properly is being impacted by this.

So I am wondering if you or other members can talk to us about how this biofuels initiative, which is drawing more and more agricultural land out of the production of food, raising the price of food, particularly cereals and things of that nature which are basic and fundamental to middle income and lower income people across the country, how does it make any sense for us to do that, particularly when all the new scientific research shows clearly that the production of biofuels is more expensive and it has a more negative impact on global warming? How can we reverse this process and pay more attention to the need for food and fiber and nutrition of the growing population across America?

Secretary SCHAFER. Congressman Hinchey, I may ask our Acting Chief Economist for some comments here, as he has looked at the impacts of this budget on the economy and on the lifestyles of people in rural areas.

Mr. GLAUBER. Thanks very much. Let me address a couple things. But first let me talk a little bit about biofuel. Again, as you have noted and others have noted, there has been a dramatic change over the last two or three years. Now we are seeing corn

prices in the range of \$5. And most baselines, most projections over the next ten years, show prices remaining very, very high for commodities.

That said, I think we are looking at CPI for food to be in the 3 to 4 percent range. That is up from where it has been over the last decade, in the 2 percent range. We are expecting that to fall again. I think what was mentioned earlier, the real key will be the development of these longer run technologies, like cellulosic ethanol. And I think there, if you look at what it in the Energy Act of 2007, that a lot of the growth in the out years, of course, is attributable to cellulosic or non-corn-based ethanol or non-grain-based ethanol.

So I think that what we are seeing, at least in our projections, is that the current situation will be tight because stock levels are so low. But we do expect to get more of an equilibrium, that prices will come down, moderate a bit. But this means tighter margins for cattle producers—

Mr. HINCHEY. Can I interrupt you and just ask what makes you think that? What makes you think the price is going to—

Mr. GLAUBER. Largely—

Mr. HINCHEY. Demand is high.

Mr. GLAUBER. Right.

Mr. HINCHEY. The population has increased. The economic circumstances are declining. The number of people suffering from malnutrition—in fact, the number of deaths in our country as a result of malnutrition—has gone up significantly.

How do we imagine that this situation is going to alter and to reverse itself?

Mr. GLAUBER. Largely through technological changes, both in terms of corn yields—which have been increasing at a fairly dramatic pace over the last ten years. We expect that to continue. We also see improvements in technology of just extraction of ethanol from corn itself, improvements there.

There is no question, and I don't mean to look at this with a blind eye. We certainly see a tight situation, very tight—we had a tight crop this year. That would be a real concern because of the low level of the stocks.

On the other hand, there is another area that can come into production. Back in 1996, for example, if you just look at the eight major field crops, we had 16 million more acres in production then. And in CRP acreage, the same. This isn't all in CRP. This is just to say there is an area out there that can come into production. We expect that it will come into production from other crops and we will see some supply response in higher prices.

Mr. HINCHEY. Well, I will be surprised, frankly, if that happens any time soon because all the momentum is in the opposite direction. And it seems the driving force is pushing that momentum in the opposite direction. I would hope that what you are saying is correct, but I think it is going to take some strong initiative on the part of your Department, the part of the Congress, and the Administration to deal with this. And I hope that we can cooperate with each other and try to address it in a productive way.

Thanks. Thank you very much.

Mr. GLAUBER. Thank you.

Mr. HINCHEY [presiding]. I guess we are going to have to call a brief recess, if that is okay with you.

Secretary SCHAFER. We will be here.

Mr. HINCHEY. We will call a brief recess, and I am sure the chairwoman will be back directly. Thank you very much.

[Recess.]

Ms. DELAURO [presiding]. We are going to resume, and I will recognize Congresswoman Emerson.

Ms. EMERSON. So sorry. Thank you, Madam Chairman. I am so sorry I had to race off to the other hearing. But it was going to be done by 11:00, so I thought I had better do it first.

And welcome, Secretary Schafer. I know it is a whole new ball game for you, but have great marks for being an excellent governor of North Dakota, and I know you are proud of your service to that state. And we are lucky to have you here in D.C. for however short a time it might be.

#### FARM PROGRAM PAYMENTS

Anyway, I wanted to ask you a couple of questions, or several, but we will see how many I have time for. I understand that the Department is going to review the rule defining "actively engaged" in farming, and has already begun reviewing the rule regarding the participation in farm programs by individuals involved in or engaged in cash rent, crop rent, crop share rent, and flex leases.

And I know you also know that since this is a time of historically high prices and great opportunity for row crop producers, it is also a time of high risk. And changes to the "actively engaged" rule and the rule regarding lease arrangements will likely impact farm program eligibility. These rules will also impact the amount of risk that an individual farmer will have to bear.

My question is: Will the USDA accept the payment limit commissions recommendation and "avoid the changes that force risk-shifting from a landlord to a tenant"? And is there any information that you all can share regarding the timing for that decision and the amount of time over which anything changes might be phased in?

Secretary SCHAFER. Let me ask our Deputy Secretary to answer that question because he has been involved in it internally.

Mr. CONNER. Congresswoman Emerson, as you know, the current definition of "actively engaged" in farming really dates back a very, very long period of time. I am thinking the mid-1970s, although I am not totally sure about that. And this was a key issue that was discussed and debated as part of the payment limit commission report, which was mandated as part of the 2002 bill.

The payment limit commission was very, very clear about saying that any changes to the "actively engaged" in farming should be done at the same time that we put forth a new Farm Bill. They said we should not do it. The Department accepted that recommendation and did not attempt in that interim period to redefine "actively engaged."

We have included it in our Farm Bill recommendations as an area that we are going to pursue in implementing the new Farm Bill to come up with a new, what we believe is a more modern, definition. I will tell you as well, though, Congresswoman, that we have also been clear that this is going to be a very open process.

This is tedious business to try and slice it such—we all want farmers to be the beneficiaries of our farm program benefits. No question about that. That is easier said than done. We understand that. That is why it is going to be a very open and transparent process that we go about once we have a new Farm Bill in place to actually put this new definition of “actively engaged.”

Ms. EMERSON. So then are you basically saying, then, it will probably be phased in over a period of time as opposed to just like with meat axe or something like that?

Mr. CONNER. Well, it is going to take a while, I guess is what I am telling you. And I can't probably define it any more tightly than that. But, I mean, this is not something you are going to see us lay on the table the day after the Farm Bill is signed and say, okay for the 2008 crop, here is the new ball game in town. No. That is not going to happen.

Ms. EMERSON. I appreciate that. Thanks.

#### CUBA TRADE RELATIONS

Mr. Secretary, in your bio it says how hard you worked to normalize trading relations with China and develop that nation as an export market for North Dakota farm products. And as you know, many of us have been working a long time to do something similar, perhaps not with the same vigor, with regard to the country of Cuba.

And I greatly appreciate all the work that the administration has done with other countries to break down trade barriers. But this is really kind of the elephant in the room issue. It is something that many of us on this subcommittee feel very strongly about.

And it is kind of hard for me to talk to my farmers, who really kind of brought the issue of Cuba up with me right after I got elected in 1996. It is hard to discuss with our Missouri farmers, and I know farmers from all across the country, including those in North Dakota, about how we need to make concessions in WT negotiations when we tie our hands and limit access to the Cuban market.

And so I would ask, with the full knowledge that you do have a boss—

Secretary SCHAFER. Thank you.

Ms. EMERSON [continuing]. That in your time as head of the people's department, that you do examine ways for the USDA to increase our agricultural exports by decreasing the obstacles that the administration kind of throws up time and time again.

And I would just simply ask: Is this something that you would be willing to examine? And I won't ask you to go any further than that.

Secretary SCHAFER. Yes. Thank you, Congresswoman. And I would point out that our cash sales for agriculture exports to Cuba are growing. They were up 10 percent from between 2006 to 2007. And so we are finding ways to get products in that market.

Importantly, the effort is to get food products into the hands of the people who need them in Cuba. And we are mindful of cash being used that otherwise could be diverted for other issues, and issues of security and responsibility for the United States as well.

So the cash transfer for egg products is working. We are increasing our exports to the North Dakota farmers as well.

And we will do everything we can to continue on that process, being aware that the President has said anything in the new Farm Bill that contains a lessening of those restrictions on Cuba will be vetoed.

Ms. EMERSON. Well, I mean, while we have increased our exports, the opportunity to further increase them is really there. And as one who has been several times to Cuba, and we actually do see that the foodstuffs that we are exporting get into the hands of normal people as opposed to tourists, and it is not just going to the tourists.

Secretary SCHAFFER. Sure.

Ms. EMERSON. But I know your sensitivity and I know how difficult it is. I don't mean to put you in a tough position on this issue.

My time seems to be up. But let me stop here, and I have got some other questions. Thanks.

Ms. DELAURO. I will just make two very quick points. If we are looking for new markets and new opportunities for our farmers, and this is a bipartisan issue, that we really ought to understand the nature of the Cuban market and begin to do business for our business people and our farmers and ranchers. I mean, I have been there. Mr. Farr has been there. Ms. Emerson. Several others on a bipartisan basis. Mr. Hinchey, et cetera.

In addition to which is where cash gets diverted and so forth and so on, my God, we are looking at countries that we trade with that we have no idea where the cash or the money is going and what it is about. And in fact, they are Communist countries and they are harboring terrorists.

Secretary SCHAFFER. Good point.

Ms. DELAURO. So not your—in any case, Mr. Farr, you are on.

Secretary SCHAFFER. The USDA is prepared to deliver the public policy that we have in front of us.

Mr. FARR. Well, I hope you will also deliver some of that policy in your private talks inside the White House.

I want to just congratulate you on your post. It is really important. This Department has got everything that all the other departments in government have, with the exception of DOD, and yet you feed DOD. So it is very, very important.

And I am looking at your bio, and it is the same as my position here and background, working with the Western State Conference of Legislators, very involved with North Dakota legislators.

#### COLOMBIA TRADE RELATIONS

Thank you for the invite to Colombia. I am a returned Peace Corps volunteer, lived in Colombia for two years, and spent the entire last week in Cartagena with 200 returned Peace Corps volunteers. Colombia is a very exciting country, very entrepreneurial.

And I hope that there is one thing you will do on your trip, and that is where the question is being asked: He is not selling this trade agreement in Colombia; he is selling it here. And the concern that is here is a lot of the concerns that have been discovered post-NAFTA, which is about the negative impact to the countries.



The imports that are coming in from Colombia are already here. I can't find one single new product that Colombia could bring into this country that they haven't already brought in.

What I do hear a lot is what is going to happen. Because we are working very hard to prevent campesino farmers, who are in successful agriculture, of going into coca growing. And the one concern is what is our imports going to do to displace them?

And that hasn't been a very well-answered question. So I hope that your CODEL will—your trip, and can start asking the Colombians, what are you going to do? We have all kinds of economic adjustment programs when people are impacted or dislocated in this country. I am not sure how good they are in Colombia, and I couldn't get that answer last week.

#### ENERGY RESEARCH

I am also a little bit concerned about this jump in suddenness of putting all the research into new energy. First of all, it is the commodity programs that are looking for that, and they have already got a hell of a lot of help. And we have a Department of Energy. And I find the Department of Agriculture really the first responder.

You are the first responder to what is nutrition and how do you get nutrition into schools. And I hope that any of that work you are doing and the research in those areas—and you are also the first responder to any bad bug that is here. And if this research money is being diverted now to look into this cellulose technology, I think the private sector and certainly Department of Energy and others can do that.

California isn't waiting for anybody in the Federal Government to jump on the energy bandwagon. We got billions and billions of private dollars researching every aspect. So what I am worried is what you take away from to enter into this sort of new initiative.

#### LIGHT BROWN APPLE MOTH

And while I am on that sort of bad bug issues, my district is the epicenter for the light brown apple moth, and you have put a lot of effort into it. But what has happened, I mean, is the CDF, California Department of Forestry, is doing the—Agriculture is doing the spraying, and that spraying has just created a 100 percent protest.

Even though it is a pheromone and inert and all of that, it is now the question that—the compound that it is mixed with. And there has yet to be any assurance from anybody at the medical level that this is safe, although you are spending a lot of money trying to do public relations.

And my question is: Have you considered bringing together some Public Health Service officials, including the U.S. Surgeon General, to review the situation? You are going to begin the spraying. The Department is going to begin the spraying fairly soon, in the spring here—to provide some guidance to the public on the effects.

And this is a huge backlash. And I think the pheromone was the least dangerous. But nobody likes being sprayed, even if it is water. And there has been lousy public relations. The Department has had to spend millions on kind of cleaning up bad public relations.

Where the question lacked is—people are filing lawsuits and doing all kinds of stuff—is that there has been nobody from the health side. And I hope to bring that to bear. I am not going to ask—maybe we can talk about that more.

#### SPECIALTY CROPS

What I am also very interested in is that—the specialty crops. You know, the House level of funding was 200 million. And I think that is what you got—we got support from the Department.

What I want to know is: What areas within the specialty crop industry does the Department plan to focus with this research initiative?

Secretary SCHAFER. Areas meaning which foodstuffs or——

Mr. FARR. Which areas of the research in the specialty crop industry? We provide 200 million. The House bill provides 200 million in mandatory funding for five years, and the Senate version only provides 80 million.

Secretary SCHAFER. I will let Chuck handle that.

Mr. CONNER. Congressman Farr, if I could, the resources that we put into this specialty crop industry, including the mandatory funding, really focused a great deal upon research. Most of that research activity is targeted at pest control situations. There is some varietal development dollars that we foresee using in that process as well. But a large percentage, we envision that going for pest research.

Mr. FARR. Like E. coli?

Mr. CONNER. I am sorry?

Mr. FARR. Like E. coli?

Mr. CONNER. You know, it could range anywhere from citrus greening. Obviously, we have been through a horrible situation with citrus canker, just to name two that have been sort of in the media a great deal. But that is not by any means an exclusive list.

I will tell you some of those dollars as well that we have identified that are, I think, in our package as well as in the House-passed bill are in the market promotion area, MAP, for example. Big increases in funding for that particular program. So it is not all disease control, but that is a big percentage of it.

Mr. FARR. Well, yes. We will get into more specifics. I am very interested in the leafy green, particularly the effects of E. coli. The leafy green consumption is way down.

#### CENSUS OF AGRICULTURE

And lastly, because I know we are going to vote, I am very interested in your census. I am very concerned why you cut so much money out of it. Your budget has 39 million to complete the census, the agriculture census. In 2008, it was 52 million.

And what we were very interested, I think, is in the organic data that you were being—you were collecting. Because we need—there is a long-term backlog of data that we need for organic, and that is a very fast-growing industry.

Again, it takes the answer off the air. But I would really appreciate your looking into that. And I have a bunch of other questions on specialty block grants, but my time is up. Thank you.

[The information follows:]

## CENSUS OF AGRICULTURE

The FY 2009 budget requests a total of \$39.5 million for the Census of Agriculture. Funding for the Census of Agriculture is currently cyclical. FY 2009 is a down year in the cycle, coming off FY 2008 which was the peak data collection year for the 2007 Census of Agriculture. The budget includes a proposal to maintain a consistent funding level for the next Census, rather than include cyclical increases and decreases in future budget years.

The 2007 Census of Agriculture includes a entire section on basic organic data, as opposed to two questions in the 2002 Census of Agriculture. This expanded section will include information for organically produced crops and livestock. It will also allow the respondent to identify the commodity as certified organic, transitional, or organic but not certified. If they report certified organic, they will be asked to provide the certifying Agency. This will allow NASS to verify this is an accredited certifying Agency. The section was presented and agreeable to the House Organic Agriculture Caucus during questionnaire development. In addition to providing the most complete picture of organic production in the U.S., this effort will also provide a base list for any future detailed surveys on organic agriculture.

## ANIMAL IDENTIFICATION

Ms. DELAURO. Mr. Farr, let me start down the road on animal identification. I noted, Mr. Secretary, that there really isn't any reference in your testimony with regard to the Animal Identification Program. And oversight of that animal ID program has really been a priority for this committee. It is a topic we spent a lot of time discussing with your predecessor.

It concerns me that it wasn't addressed in your testimony, particularly given the enormous sum of money that this subcommittee and the taxpayers have given to USDA for the program, almost \$120 million we provided for the program. If the Congress previous the funding proposed in the 2009 budget that has been requested, a total of \$24 million for animal ID, we will have given USDA almost \$142 million for the program.

It is a big investment, a massive investment that the public has made already. And this is compared with the delays in delivery, the Department's delivery. I was very disappointed to hear Under Secretary Knight's comments made in the press last week implying that Congress was the obstacle. And I want to quote Mr. Knight.

"If they come in less than \$24 million, they will be making a decision to slow down implementation of animal ID and will be jeopardizing our nation's herd." That is in contrast to Deputy Secretary Conner's quote. In the omnibus funding law that was passed, lawmakers allotted \$9.7 million for the national animal identification system compared to \$33.2 million requested by the administration for fiscal 2008.

And the quote which I know you will recall, Mr. Conner, that, "I think we have the resources to continue on the path that we are on."

Now, despite the significant investment of the subcommittee's time and effort, and in the bipartisan way we came to a conclusion about last year's budget because of the delays in this program, it is not clear what the Department has produced with the almost \$120 million that has been given. I just would like to tally some of APHIS's accomplishments to date.

Out of more than 1.4 million premises, APHIS has only registered to date about 446,000 feed lots and sales barns. That is 31 percent of their goal, after four years and almost \$120 million. One state, Wisconsin, comprises about one-seventh of the total registra-

tions you have achieved to date. Just parenthetically, the Wisconsin program is a mandatory program.

At your current rate of enrolling about 1500 premises per week, just the back of the envelope, I calculate that it will take APHIS another 13 years to achieve its goal of 100 percent registration. I believe that APHIS will miss its January 2009 goal to have all the registrations complete. APHIS is already reportedly several years away from having 48-hour traceability for beef and for dairy cattle.

If the Department is going to have a credible, effective animal ID system, there needs to be a change in the approach. Your predecessor stated that while the current system is voluntary, it, and I quote, "could very well move to a mandatory system."

When I asked Secretary Johanns whether he believed it should be mandatory, he said, and I quote, "I am fully anticipating that at some point this very likely is going to move to a mandatory system. I will be very shocked if any piece of the animal system gets 100 percent identification under a voluntary system."

Then in November 2006, out of the blue, USDA announced that the program would be strictly voluntary. As far as I know, and particularly with this Member of Congress, there was no discussion. I don't know if there was any discussion with other members.

So, Mr. Secretary, let me ask you: Do you believe the country should have a—I am going to lay the questions out, and I want to go back for the answers—do you believe that the country should have a mandatory Animal Identification Program?

Given the Department's management of the program over the past four years, if you could explain to the committee why we should provide the \$24 million you are requesting. What is APHIS going to do with the \$24 million, and what benefits are we going to see with the additional money?

And because I ask every year and I do not receive a satisfactory answer, let me ask again this year: What is the estimated cost for 2009 for the point at which we have a 48-hour trace-back of all covered species in and out of premises? What is your timeline for achieving a 48-hour trace-back for all species?

Because the Department has elected to go forward with the voluntary animal ID system, what assurances do we have that the multiple state and private databases will be compatible with each other and provide not just privacy assurances that producers want, but the data integrity that the country needs for a viable trace-back system?

Do you believe the country should have a mandatory animal identification program?

Secretary SCHAFER. Madam Chairwoman, I am one who appreciates the industry, and I don't like government mandates and controls. And I support a voluntary system. We have almost one-third of the premises registered to date, and we are working hard to continue to get premises signed up, including my conversations with the Cattlemen's Association over the weekend.

And I want to ask the Deputy to speak to your question about his comments on the issue. But I don't believe we have an answer for you today on the cost of fully implementing the system, but we can generate that number and get it to you. But philosophically, I believe we can do it on a voluntary basis.

And you point out some statistics that doesn't show like we are doing the job there, and I understand that. And I am going to direct the agency to get this project completed. But I am going to let Chuck answer some of the technical issues about getting it done.

Ms. DELAURO. Okay.

Mr. CONNER. Thank you, Mr. Secretary. Madam Chair, we had a healthy discussion on this last year as well.

Ms. DELAURO. We have these conversations every year.

Mr. CONNER. Yes, we do. And we appreciate the support and oversight you have given us on this. And I don't want to in any way reflect that somehow we believe you haven't helped us in this process. And we know this is a cooperative arrangement. We are opposed to mandatory animal ID.

Ms. DELAURO. So there will be no movement on mandatory animal ID by this—

Mr. CONNER. Yes. I want to be clear on that, that we are opposed to mandatory. We do believe that the livestock industry in particular works best when these identification efforts become very market-driven. And we are seeing some of this show up in the marketplace today in terms of premiums for products that can trace their identity and this type of thing. But it still has a long way to go.

My own view is I think there will be a market that will continue to develop as people will demand more and more knowledge and information about the sources and where their product has been. And so as this develops, I think the industry is going to respond.

It hasn't been moving as quickly as we had anticipated. I will just tell you that. I don't attribute that to resources.

Ms. DELAURO. What are you going to do with \$24 million?

Mr. CONNER. We are going to continue to register these premises.

Ms. DELAURO. Do what?

Mr. CONNER. And I will say, too, that part of this effort is the analysis itself of the cost/benefit of the money that has been spent so far. And I think our folks have been up to brief you on that. But we are getting ready to have an outside vendor look at this cost/benefit analysis on the money that has been spent today.

I think we have announced that in December, I believe, that that vendor is going to begin to take a look at this because I think we owe you a full explanation in terms of—

Ms. DELAURO. You owe me. You owe this committee. You owe the taxpayers to let them know what you have done with almost \$120 million—

Mr. CONNER. I agree.

[The information follows:]

## National Animal Identification System

USDA does not believe that the NAIS needs to be mandatory to be effective. USDA believes market forces will lead producers to choose to participate in the NAIS. USDA believes that the Federal government should provide a system that allows producers the flexibility to participate at a level that meets their needs. Participation in the program provides marketing and management benefits to producers, as well as the data that animal health officials need to respond quickly and effectively to animal disease events. The livestock industry has expressed a far greater acceptance of, and willingness to partner on, a voluntary system than a mandatory system.

The fiscal year (FY) 2009 budget requests \$24.1 million, an increase of \$14.5 million above the FY 2008 level. The funding will be used to encourage increased participation in the highest priority sectors and improve the animal tracing system so it will begin identifying the birth premise of slaughter animals under investigation during an animal disease outbreak. With the additional funding State and Tribal cooperators will continue to register hundreds of premises a week and individual animal identification will continue to progress.

Of the \$24 million requested in the fiscal year 2009 budget, \$10.5 million will be devoted to cooperative agreements. \$9.4 million of the requested amount will be used for staffing and materials. \$3.4 million of the requested amount will be used for information technology development, maintenance and operations. The remaining \$800,000 will be used for communications and outreach.

Already cooperative agreements that enable premise registration have allowed NAIS to facilitate response activities. For example, in January 2007, the NAIS proved to be a valuable tool during blizzard recovery operations in Colorado. State animal health officials used NAIS premises registration information to make phone calls directly to ranchers in the six counties of southeast Colorado hit hardest by the storm. Having direct access to livestock owners gave Colorado officials the ability to quickly assess the situation and provide relief where help was needed most, delivering feed and water to stranded livestock.

Retrieving trace back data within a 48-hour window is the long-term goal of the NAIS. The NAIS Business Plan indicates several outcomes which will contribute to this long-term goal. For example, USDA expects to achieve its 48-hour trace-back capability in commercial poultry in March, 2008. Further, within 48 hours of a disease event, USDA expects to be able to identify and determine the last production premise for 90 percent of market swine by March, 2009, and trace 70 percent of breeding cattle to their premises of origin by December, 2009.

USDA recently commissioned a study of both the costs and the benefits of NAIS. The study will examine the costs by sector that are required to make 48-hour traceback a reality. When this study has been finalized, we will publish the results and have a more complete understanding of the timeline and costs associated with making 48-hour traceback a reality.

To ensure that the NAIS is a uniform, streamlined information system, USDA has established certain data standards to facilitate input and use of information. For example, for premises registration, USDA provides the Standardized Premises Registration System (SPRS) that 40 States currently use to register premises; the other States use systems that are compliant with the SPRS. Each State or Tribe adheres to the national data standards and guidelines for premises registration established by USDA and published in the *Program Standards and Technical Reference* document. This document is available on the NAIS website.

The U.S. Department of Agriculture (USDA) recognizes that the identification of animals in the production chain and the ability to trace an animal disease to its source are critical to the health and marketability of U.S. livestock and poultry. Recent animal disease detections, both in the United States and abroad, have underscored the need for USDA's NAIS—a modern, streamlined information system that helps producers and animal health officials respond quickly and effectively to animal disease events in the United States. Animal health officials require accurate and complete information to respond effectively to animal disease events and successfully conduct disease surveillance programs. A rapid response minimizes the potential spread of contagious diseases and lessens the detrimental effects of disease events.

The development of NAIS began several years ago as a cooperative effort among USDA, the States, and industry partners. NAIS' ultimate goal is the ability to collect location and movement information of all potentially affected animals within 48 hours of a disease detection. NAIS remains a State-Federal-industry partnership, and USDA is committed to keeping the program voluntary at the Federal level.

USDA's Animal and Plant Health Inspection Service (APHIS) has been implementing NAIS in phases to incorporate stakeholder feedback and address concerns as the system advances. The program is made up of three components:

- Premises registration—the foundation of NAIS—establishes a contact list for all locations in the United States that manage or hold livestock and/or poultry. A registered premises provides an immediate starting point for a disease investigation, allowing for a proactive, rather than reactive, response.
- Animal identification provides producers with a uniform numbering system for their animals and links livestock and poultry to their premises of origin.
- Animal tracing, the final component of NAIS, will allow producers to choose a private or State animal tracking database (ATD) and report certain animal movements that may pose a significant risk of disease transmission. In an animal disease outbreak, this information will make it easier to determine the scope of the disease situation and locate potentially infected and exposed animals.

Over the past four years, USDA has invested funding received for the NAIS as described in the table below and in the summaries following.

	Planned (FY 2004 - FY 2008)	Actual Obligations (Feb 2008)	Planned (Feb 2008)	TOTAL Oblg and Comm (Feb 2008)
IT Development, Maintenance, and Ops	\$18,618	\$15,859	\$2,759	\$18,618
Cooperative Agreements	\$63,116	\$52,400	\$10,716	\$63,116
Communications and Outreach	\$11,297	\$10,504	\$793	\$11,297
Program Management	\$34,701	\$27,062	\$7,639	\$34,701
<b>TOTAL</b>	<b>\$127,732</b>	<b>\$105,825</b>	<b>\$21,907</b>	<b>\$127,732</b>

USDA has received a total of \$127.732 million to support the National Animal Identification System (\$18.793 million in an FY 2004 Commodity Credit Corporation transfer and \$108.939 million in appropriated funding between FY 2005 and FY 2007). Of this amount, as of February 2008, we have invested \$15.859 million in information technology development, maintenance, and operations; \$52.400 million in cooperative agreements with States, Tribes, Territories, nonprofit livestock industry groups, universities, and organizations and institutions serving underrepresented populations; \$10.504 million in communications and outreach at the national level; and \$27.062 million in program management, including staffing, supplies, and materials at APHIS headquarters, regional offices, and in area offices in the States. We have committed an additional \$2.759 million towards IT investments; \$10.716 million towards additional cooperative agreements (majority with the States); \$793 thousand towards outreach and education; and \$7.639 million towards program management.

**Information Technology investment:**

NAIS program objectives are being achieved through the implementation of three components. Listed below each are the IT applications developed and maintained to support each component:

- Premises registration
  - o Standard Premises Registration System
  - o Premises Identification Number Allocator
  - o National Premises Information Repository
  - o Data Management Center
- Animal identification
  - o Animal Identification Number Management System
- Animal tracing
  - o Animal Trace Processing System (ATPS)

USDA has invested approximately 15 percent of its NAIS funds into the development of secure, technologically advanced information systems. Industry-through private systems-and States will maintain animal movement records in Animal Tracing Databases (ATDs). The ATPS will allow authorized State and Federal animal health officials to request information from the administrators of the ATDs in certain situations:

- An indication (suspect, presumptive positive, etc.) or confirmed positive test of a foreign animal disease.
- An animal disease emergency as determined by the Secretary of Agriculture and/or State Departments of Agriculture.



- The need to conduct a traceback or trace forward to determine the origin of infection for a program disease (brucellosis, tuberculosis, etc.).

**Cooperative Agreement investment:**

APHIS has found cooperative agreements to be effective tools in developing and implementing joint projects with State, Tribal, and local governments as well as industry and nongovernmental organizations. Cooperative agreements are Federal funding instruments that require all parties to contribute to the successful completion of the project as outlined in the agreement application and a mutually agreed-upon work plan. Cooperative agreements differ from grants. Although grant recipients follow Federal guidelines, they have more independence in using the funds than cooperative agreement signatories. Cooperative agreement awards require quarterly reporting and Federal oversight in the successful completion of the goals, objectives, and description of efforts outlined in the work plan.

The purpose of NAIS cooperative agreements has evolved over the last several years to keep pace with advances in NAIS' three components. Approximately 50 percent of NAIS funding received has been invested in cooperative agreements. The earliest cooperative agreements initiated NAIS implementation in a broad-based approach and also supported pilot projects and field trials to resolve questions and concerns about NAIS processes, technologies, and costs within States and Tribes. These projects provided valuable information about NAIS implementation in a production environment and helped deliver practical solutions for the routine use of animal identification technology.

Subsequent cooperative agreements focused more on NAIS' first component, premises registration. The purpose of these agreements, which remain a high priority today, has been to increase premises registration, conduct localized outreach and education programs, and enhance the premises registration process for NAIS implementation in States, Tribes, and Territories. These agreements have contributed to the steady progress in premises registration. To date, more than 451,000 premises—approximately 31 percent—are now registered under NAIS. Newer cooperative agreements are more focused on addressing the second NAIS component, animal identification, by increasing the number of animals with official animal identification numbers and increasing the number of animals identified to a birth premises.

Significant progress has been made as a result of Federal funding in the development of all three NAIS components, and all three are currently functional. To further advance the effort, USDA published a draft document in December 2007 titled *A Business Plan to Advance Animal Disease Traceability*. The business plan provides producers, State and Federal animal health officials, and other stakeholders with clear guidance, achievable actions, and effective strategies to progress toward the ultimate 48-hour traceback goal. This business approach targets efforts with the greatest return on investment, with the key focus on the advancement of traceability.

Working with States, Tribes, Territories, and industry partners, USDA administers cooperative agreement funds through seven different organizational components:

1. State and Tribal NAIS field trials and pilot projects;
2. State and Territory NAIS implementation;
3. Tribal NAIS implementation;

4. Nonprofit livestock industry groups' promotion of premises registration;
5. Outreach, education, and premises registration support for organizations and institutions serving underrepresented populations;
6. Congressional earmarked projects; and,
7. Cost-benefit analysis.

Additional information about each NAIS cooperative agreement is available in a separate table.

**Communications and Outreach investment:**

Approximately 9 percent of the NAIS funding USDA has received has been invested in national-level communications and outreach activities. USDA has initiated a series of outreach campaigns to first educate and then motivate producers to register their premises. The first campaign focused on increasing overall producer awareness of the NAIS and encouraged producers to seek more information about the NAIS from their State animal health officials and from USDA's NAIS website.

The campaign was aimed at providing information to producers on NAIS and how they could participate in the system. The major accomplishments of this outreach included the distribution of more than 1.25 million premises identification brochures, along with 1 million NAIS overview brochures to producers, cooperators, industry groups, etc.; the design and distribution of more than 50,000 outreach kits; a redesigned NAIS web site, which received more than 1 million hits per month; advertisements in 14 national and 24 State and regional publications; radio spots on 700 stations; and public affairs support at 28 trade shows, State fairs, and conventions.

The second campaign focused on motivating livestock producers and related stakeholders to register their premises, and it was aligned with State and Tribal efforts. The campaign was implemented in conjunction with State and Tribal Animal Identification Coordinators and included a best practices audit to ensure stakeholder information needs, concerns, and preferences were addressed and appropriate channels and timing of recommended tactics were identified. During the second campaign, a suite of communication products was developed that includes a NAIS video and tools, such as brochures and factsheets, that align with identified program and stakeholder needs. USDA also initiated a Community Outreach Program to assist NAIS partners in their efforts to promote premises registration. APHIS is supporting a network of State and Federal Animal ID coordinators by communicating timely and accurate information on the NAIS on an ongoing basis; providing ongoing training programs to hone communication skills; providing communication materials and promotional products to support event participation; and providing ongoing opportunities to receive campaign updates and exchange best practices.

The Community Outreach Program kick-off included a two-day briefing/media training event in Kansas City. This event provided a venue for all partners to learn the strategic direction of the campaign, obtain tools for encouraging premises registration, share information, and learn from each other.

Key performance metrics are being tracked and reported to gauge the success of recommended communications tools and tactics. Data is collected and reported in three broad areas:

- Outputs: Metrics that report the quantity and frequency of communications
- Outtakes: Metrics that measure the effectiveness of the delivered messages
- Outcomes: Metrics that measure how the communications campaign

impacts APHIS' organizational goals (i.e., number of premises registered each month).

**Program Management Investment:**

USDA has invested approximately 26 percent of NAIS funds into program management. This includes a core NAIS staff that is responsible for developing NAIS policy and administering the program. Among other things, they develop program standards and technical reference materials; draft regulations; provide training and national-level guidance to all stakeholders; serve as liaisons to industry organizations, national committees, and other agencies; present NAIS information at national-level stakeholder meetings; explore ways to integrate existing animal identification processes and procedures such as livestock brands and industry registries with NAIS; maintain currency on existing and emerging animal identification technology; and serve as international liaisons regarding national identification systems, particularly with Canada and Mexico.

Field staff located in area offices across the United States assist States and/or Tribes in preparing NAIS cooperative agreement work plans, budgets, and outcome based performance measures; provide leadership by participating in State/Tribal animal identification coordinating committees; participate with State/Tribal animal identification colleagues in continuing education and outreach programs; develop methods and procedures to transition cooperative State-Federal animal health programs to NAIS compliance and uniformity (PINs & AINs) in that State; work with State veterinary medical associations to provide continuing education for accredited veterinarians; meet directly with accredited veterinarians during normal liaison visits; work with livestock markets operators and dealers to explain their role in NAIS and encourage premises registration; and monitor projects and agreements to make sure they are on track in terms of budget and data collection/analysis.

Ms. DELAURO [continuing]. In the last several years where you have produced almost nothing in terms of animal identification. I hope you read—Mr. Secretary, I hope you have read the July 6, 2007, GAO report on this issue and what their recommendations have been over and over and over again.

If the E.U., if Canada, if Japan, can deal with a mandatory system and get to where they want to go, what is wrong with the United States of America in being able to deal with this issue in animal identification?

Mr. CONNER. In further response to your question, Madam Chair, I am advised that the 2009 money specifically is going to go for cooperative agreements. The cost/benefit analysis that I made reference to is going to be completed early this fall. And just again in terms of the 24—

Ms. DELAURO. Let me quote the GAO. Okay? Please let me quote the GAO. I don't make this information up.

"The USDA awarded 169 NAIS cooperative agreements totaling \$35 million to 49 states, 29 tribes, 2 territories for fiscal years 2004 through 2006 to help identify effective approaches to register premises and ID track. To date, USDA has not consistently monitored cooperative agreements. As a result, the agency cannot be assured that the agreements' intended outcomes have been achieved. USDA has not formally evaluated or consistently shared the results of the cooperative agreements with the state departments of agriculture, industry groups, or other NAIS stakeholders which would enable lessons learned and best practices to inform the program's progress."

You have failed with \$120 million to deal with this issue. I have no reason, and I don't know why this committee would have any reason, and Mr. Knight ought to read the GAO report and not talk about the Congress, but talk about an ineptness and a delaying and, if I might add, a pandering to the industry that says, we are not getting to animal identification, never mind 48-hour trace-back, which is all about what the public health is about and not what the special interests are about, which is what you should be about in terms of the public health and our getting there.

I could go on and on and on in this very short GAO report. And it says that the agency, while they understood the recommendations, "Regarding our recommendations, establish a robust process to select and independently test and evaluate the performance of annual ID and tracking devices to ensure they meet minimum standards. The USDA believes that these standards must be defined through a consensus of affected stakeholders, and that the stakeholders will resolve this issue, and it is imperative that they resolve the issue before selecting specific technologies for NAIS."

Who are we in business to deal with here?

Mr. CONNER. Well, Madam Chair, if I could, you are, as always, extremely well prepared for these hearings, and I appreciate that. I don't think our efforts have been totally futile. We have a very, very large livestock sector in this country. The fact that we are a third of the way there in terms of the premises, are we as far as we like? Absolutely not. But I think that is still a yeoman's task to get to that point.

You mentioned specifically in terms of the cooperative agreements and the information, we have been slow in getting it but we are publishing all of that information online now in terms of the results of those cooperative agreements. I think that was one of the cruxes of the issue identified by the GAO, was just a transparency factor there.

We have been slow in getting there, but we have put much of that information now online so that it is available and reviewable to the public as well.

Ms. DELAURO. I am sorry to say, Deputy Secretary, that you don't have any answers to the questions we have here today. I am not going to leave it at that, but I am going to leave it at that for the time being.

But I will just say this, and I will speak for myself and no one else on this committee: I don't know in good conscience that we can deal with \$24 million for no answers, no progress, and a flawed system, and nothing that tells us how we are going to get to any answers.

Ms. EMERSON. Madam Chair, I actually have just a question. We have a voluntary program in Missouri that is done cooperatively with USDA. And I wonder, I know how the Missouri system actually works.

Do you all have just different specifics about all of the cooperative agreements and exactly the process by which each of the states work that could at least—how each of those states implement their own programs that you could give us that information so that we can at least see how those monies have been spent?

Because that would just be helpful to us because Rosa is correct. The money and not being able to justify or tell us exactly how it was spent, I mean, I know you are embarrassed that that is the case. But let me say that if you would give it to us, just some information just state by state by state, obviously there should be a better matrix set up, but at least we would be able to get some idea.

I know the money has been spent on those programs, at least in my state. But I don't know anywhere else. So it would be helpful to——

Mr. CONNER. I think that is true in other places as well, Congresswoman Emerson. And I think you raise a good point. We have been slow to get it online. But the information that you refer to relative to the cooperative agreements is what we are putting online now. It is also obvious we owe this committee more information, and we are going to get that to you as well.

[The information follows:]

The table below includes a listing of the cooperative agreements APHIS has entered into between FY 2004 and FY 2007 with States, Tribes, Territories, universities, nonprofit livestock industry groups, and organizations and institutions serving underrepresented populations. To date APHIS has obligated \$52,400,292 in cooperative agreements. It is important to note that the cooperative funding obligated varies as the cooperators complete the agreements, and open unused balances are returned to the Agency to be made available for other uses.

Cooperator Name	CURRENT TOTAL	Estimated Number of Premises <sup>1</sup>	Premises Registered <sup>2</sup> (2/25/06)	Percentage of Premises Registered <sup>3</sup>	Other Activities/Accomplishments
Alabama Department of Agriculture	\$636,000.00	35,538	7,829	22.0%	In addition to registering premises and supporting ADAL field personnel, activities since 2005 include establishing a website and help desk for premises registration questions; producing public service radio announcements about premises registration that ran in proximity to the State livestock market news report; running articles in various trade publications to reach more than 30,000 producers; initiating a mass mailing of premises registration forms to 35,000 producers; providing speakers at producer meetings and participating in teaching demonstrations at stockyards; participating in livestock field day events and answering questions about NAIS; contacting and educating 1,200 accredited veterinarians in the State as well as veterinary college students.
Alaska Department of Environmental Conservation	\$95,370.34	354	96	27.1%	In addition to registering premises (slaughter plants, veterinary clinics, farms) and supporting a part-time assistant State veterinarian and support person to manage NAIS efforts in Alaska, activities since 2005 include developing and maintaining a NAIS website; placing articles in newsletters; making presentations to various industry groups; and training different commodity groups

<sup>1</sup> The National Agriculture Statistics Survey (NASS) estimates 1.4 million livestock farms in the United States (premises more than \$1,000 in annual income).

<sup>2</sup> Premises with more than one species are counted one time.

<sup>3</sup> Premises registered in the National Animal Identification System

<sup>3</sup> Percent measured against NASS premise data (reported every 5 years), so percent may exceed 100% due to industry growth.

Cooperator Name	CURRENT TOTAL	Estimated Number of Premises <sup>1</sup>	Premises Registered <sup>2</sup> (2/25/08)	Percentage of Premises Registered <sup>3</sup>	Other Activities/Accomplishments
					(elk producers, Native Nome reindeer herders, Dairy Goat Association, Tanana Valley 4-H, Alaska Farm Bureau, various Alaska agricultural fairs, Alaska Veterinary Medical Association, etc.).
					In addition to registering premises and supporting State personnel, activities since 2005 include meeting with and making presentations to livestock associations, county extension agents/offices, cattle companies, livestock officers at sale barns, and county fairs; maintaining a NAIS webpage; assisting Tribes in registering livestock and developing education programs; taking GPS readings of premises sites; distributing information to stakeholders including 174 feed stores and 5,000 livestock owners in the State.
Arizona Department of Agriculture	\$413,551.00	5,170	944	18.3%	In addition to registering premises and supporting State personnel, activities since 2005 include distributing informational materials and providing one-on-one explanation of NAIS objectives to stakeholders by approximately 40 field State/Federal personnel (stakeholders include practicing veterinarians, livestock owners, patrons of feed stores, and owners and patrons of sale barns); participating in industry meetings, classes, and conference calls to discuss and promote NAIS (13 meetings in the 4th quarter of 2007 alone); and developing and maintaining a NAIS website. There is an active and functional NAIS Coordination Advisory Committee that includes State and Federal personnel, as well as industry, extension, and fair-board participants throughout Arkansas. Within the past year, over 3,500 horses were micro-chipped after their premises were registered.
Arkansas Livestock and Poultry Commission	\$848,300.00	37,614	7,604	20.2%	In addition to registering premises and supporting State personnel, activities since late 2004 include developing a website for NAIS outreach and premises registration;
California Department of Food and Agriculture	\$2,159,481.53	32,500	5,804	17.9%	

Cooperator Name	CURRENT TOTAL	Estimated Number of Premises <sup>1</sup>	Premises Registered <sup>2</sup> (2/25/08)	Percentage of Premises Registered <sup>3</sup>	Other Activities/Accomplishments
					<p>conducting training in information collection and use of GPS; establishing an advisory committee with over 50 members of academia, industry associations, service providers, and State and Federal officials; presenting NAIS information to more than 200 meetings statewide (commodities ranging from CA Cattlemen's Association to CA Woolgrower Association); attending industry tradeshows and answering questions; producing and distributing forms for premises identification; developing and distributing handouts and brochures for producers; developing NAIS videos explaining the system's components; implementing "train the trainer" projects with university extension agents; developing outreach materials about NAIS implementation for CA Farm Bureau, State 4-H, extension offices, universities, and practitioners; holding agriculture professional seminars (Protecting California Livestock and Poultry) for State agriculture teaching professionals; holding traceability exercises for students; establishing an animal identification academy with Chico State University to provide training on NAIS and identification technology; collaborating with UC Davis to develop and add animal traceability concept to the foreign animal disease course; developing and disseminating "The understanding and application of biosecurity measures" to the 4-H animal science project curriculum; and conducting other workshops and training seminars.</p> <p>Also, CDFA was the lead in the Southwest Pilot Project, coordinating the implementation of a system to track animals' in-state and interstate movements in various segments of the dairy and dairy-beef industries. Of more than 31,000 animal movements tracked during the program, the vast majority—27,179—took place in California, in addition to Arizona and Oregon. Cooperators</p>



Cooperator Name	CURRENT TOTAL	Estimated Number of Premises <sup>1</sup>	Premises Registered <sup>2</sup> (2/25/08)	Percentage of Premises Registered <sup>3</sup>	Other Activities/Accomplishments
					evaluated electronic tag and reader performance and provided feedback. They also evaluated ear tag placement and provided recommendations on protocols for proper tagging procedures to reduce tag loss and incidence of infection. [See NAIS Pilot Projects/Field Trials Summary for more information at <a href="http://animalid.aphis.usda.gov/naislibrary/plans.shtml">http://animalid.aphis.usda.gov/naislibrary/plans.shtml</a> .]
					In addition to registering premises and supporting State personnel, activities since late 2004 include establishing an ID Working Group with a majority of producer group representatives. The Colorado Department of Agriculture (CDA) has utilized cooperative agreement monies to fund Extension groups, meetings, and booths at stock shows and similar events. Among other things, Colorado State University Extension agents have attended numerous fairs, shows, and other gatherings to explain NAIS and answer questions. Colorado 4-H has mandated that those who exhibit at 4-H sponsored shows must have premises identification.
Colorado Department of Agriculture	\$2,037,549.35	22,951	6,860	29.9%	CDA also administered the Tri-National Pilot Project, which also included Arizona and New Mexico. The State was interested in finding ways to use existing infrastructure, primarily brand inspectors, in reading, recording, and reporting animal IDs. In addition, there was concern with verification of identity for lost tags or animals of high risk, such as elk from facilities known to be affected by chronic wasting disease. This variety of objectives resulted in several projects trying to determine what equipment and resources would be necessary for NAIS to successfully move from premises registration to animal identification and traceability. [See NAIS Pilot Projects/Field Trials Summary for more information at <a href="http://animalid.aphis.usda.gov/naislibrary/plans.shtml">http://animalid.aphis.usda.gov/naislibrary/plans.shtml</a> .]

Cooperator Name	CURRENT TOTAL	Estimated Number of Premises <sup>1</sup>	Premises Registered <sup>2</sup> (2/25/08)	Percentage of Premises Registered <sup>3</sup>	Other Activities/Accomplishments
Connecticut Department of Agriculture	\$20,000.00	2,539	21	0.8%	USDA's NAIS agreement with Connecticut was originally \$80,000 in FY 2007. Due to unforeseen delays in the hiring process, the State was unable to bring on additional staff during the performance period and fell behind on meeting their objectives. Therefore, the State voluntarily decreased the agreement by \$60,000 and requested an extension to June 2008. With the hiring of an additional staff member, the State intends to use the remaining funds to support an official Connecticut website and provide livestock owners with information to help them with premises registration.
Delaware (combined with Maryland)	\$0.00	1,553	652	42.0%	Delaware has participated with Maryland in a two-State NAIS agreement since 2005. For Delaware, the emphasis of their NAIS agreement has been directed to the dominant agricultural industry: poultry. Activities include visiting producers, participating in meetings, and answering questions. All (100%) of the commercial poultry premises are registered, and 70% (410) of the backyard operations are registered with the state, but these numbers are not yet reflected in the NAIS count. In addition to registering premises and supporting State personnel, activities since late 2004 have included outreach to all livestock segments including beef, dairy, equine, swine and small ruminants; disseminating NAIS information at livestock shows and routine producer visits to farms, ranches, and stables by FDACS field personnel; giving more than 50 presentations to encourage premises registration and update shareholders at producer meetings, trade shows, livestock conferences, Agricultural Youth Associations, etc.; using radio spots and placing advertisements encouraging premises registration in numerous Florida farmer, rancher, and livestock magazines; operating a "NAIS Booth" including on-site premises registration; partnering with Florida Fairs and
Florida Department of Agriculture and Consumer Services (FDACS)	\$1,088,070.72	28,731	4,712	16.4%	

Cooperator Name	CURRENT TOTAL	Estimated Number of Premises <sup>1</sup>	Premises Registered <sup>2</sup> (2/25/08)	Percentage of Premises Registered <sup>3</sup>	Other Activities/Accomplishments
Georgia Department of Agriculture	\$516,444.21	35,431	4,137	11.7%	<p>Livestock Shows to collect premises registration applications; partnering with livestock markets and feed stores to distribute NAIS information (brochures, producer guidelines, premises registration applications and display racks were ordered in volume sufficient for 647 feed stores); integrating premises registration information into animal disease control program mailings, announcements, etc.; and integrating premises registration information with Florida equine identification and interstate passport cards.</p> <p>FDACS also administered the Florida Pilot Project. This project tested applications of identification and tracing elements of NAIS in various settings (calf, cull cow, equine, etc.). The project demonstrated the value-added potential of electronic identification and tracing in cattle programs and evaluated microchip technology in equines, especially as it relates to interstate movement. [See NAIS Pilot Projects/Field Trials Summary for more information at <a href="http://animalid.aphis.usda.gov/nais/naislibrary/plans.shtml">http://animalid.aphis.usda.gov/nais/naislibrary/plans.shtml</a>.]</p> <p>In addition to registering premises and supporting State personnel, activities since 2005 have included mailing NAIS information to more than 3,600 poultry producers and 12,600 livestock producers; setting up NAIS info booths at meetings with various species groups attending; publishing advertisements in magazines including the Georgia Cattlemen's Association Publication; collecting GPS coordinates for premises ID exceptions; demonstrating radio frequency identification (RFID) ear tags and scanner on exhibition steers at the Georgia National Fair; displaying NAIS information in 440 different locations including feed stores and barns; holding producer meetings (156 in 2007 alone); and ensuring limited resource and minority producers have been informed about NAIS.</p>

Cooperator Name	CURRENT TOTAL	Estimated Number of Premises <sup>1</sup>	Premises Registered <sup>2</sup> (2/25/08)	Percentage of Premises Registered <sup>3</sup>	Other Activities/Accomplishments
Hawaii Department of Agriculture	\$177,815.92	1,391	336	24.2%	In addition to registering premises and supporting State personnel, activities since 2005 have included developing a premises registration form and creating a NAIS webpage; initiating three direct mail campaigns to producers and ensuring NAIS posters were displayed at appropriate venues; hosting seven informational workshops about NAIS; participating in producer meetings; and presenting NAIS information to producers during field visits.
Idaho State Department of Agriculture	\$1,733,131.40	18,754	18,318	97.7%	Initially, the Idaho State Department of Agriculture (ISDA) used existing databases within ISDA to populate the NAIS premises identification database. Since then producers have been targeted through outreach events to encourage voluntary registrations and validate the existing premises identification numbers. Presentations have been made to local and State species-specific producer and industry groups, the Farm Bureau, at county and state fairs, University of Idaho Extension events, and veterinary meetings. ISDA personnel discussing NAIS have been a regular part of Beef Quality Assurance workshops and Beef Schools. ISDA created an interactive mobile display to distribute information and to allow producers to test out RFID devices. A trailer with a solar setup to provide power for remote locations is used to move the display around the state. "Identify Your Premises" inserts have been mailed with brand registrations each year to verify and record premises information. A project was initiated with the Brand Department to provide and train Inspectors with GPS units to enable them to take coordinates and educate producers when they conduct inspections. In January 2008, the "Locate in 48" advertising campaign of radio, television, and written material was launched using images from Idaho animal industries. County extension agents have provided information about NAIS

Cooperator Name	CURRENT TOTAL	Estimated Number of Premises <sup>1</sup>	Premises Registered <sup>2</sup> (2/25/08)	Percentage of Premises Registered <sup>3</sup>	Other Activities/Accomplishments
					and electronic identification technology to 4-H steer, swine and sheep exhibitors.  ISDA also coordinated the Northwest Pilot Project (Idaho Coalition Project) to, among other things, explore feasible options for implementing NAIS in Idaho that would translate into practical solutions for the State's beef, dairy, sheep, and cervidae industries. The project focused on familiarizing producers with the technologies involved in the NAIS including RFID tags, readers, and software systems. [See NAIS Pilot Projects/Field Trials Summary for more information at <a href="http://animalid.aphis.usda.gov/nais/naislibrary/plans.shtml">http://animalid.aphis.usda.gov/nais/naislibrary/plans.shtml</a> .]
					In addition to registering premises and supporting State personnel, activities since late 2004 have included initiating mass mailings of premises registration information as well as a support letter from commodity groups to more than 31,000 producers; producing information website; participating in various producer meetings and discussing NAIS (Illinois Pork Producers, Milk Producers, Sheep Association, Business Continuity and Disaster Recovery Meeting, State of IL Veterinary Medical Association, etc.); presenting NAIS information at Beef and Agribusiness roundtables, swine meetings, trade shows; issuing press releases; printing 20,000 Illinois specific brochures; supporting public service announcements and radio advertising about NAIS; distributing posters to livestock markets and county fairs.
Illinois Department of Agriculture	\$696,000.00	30,046	12,489	41.6%	In addition to registering premises and supporting State personnel, activities since late 2004 have included continually educating various producer associations, such as the Indiana State Poultry Association, on the logistics of data collection, data entry,
Indiana State Board of Animal Health	\$515,281.16	34,790	30,789	88.5%	

Cooperator Name	CURRENT TOTAL	Estimated Number of Premises <sup>1</sup>	Premises Registered <sup>2</sup> (2/25/08)	Percentage of Premises Registered <sup>3</sup>	Other Activities/Accomplishments
					and processing premises registration applications; participating in industry cooperator and national NAIS conference calls; collaborating with several different extension educators to help them in policy making recommendations and ID requirements for the 2008 4-H and FFA exhibitions; continually updating information from producers about changes in contact information, species, etc. on existing and newly registered premises.
Iowa Department of Agriculture and Land Stewardship (IDALS)	\$1,014,878.00	47,273	21,696	45.9%	In addition to registering premises and supporting State personnel, activities since 2005 have included broadcasting NAIS information by email to veterinarians through the Iowa Rapid Veterinary Information Network; attending informational meetings such as ID/INFO Expo; initiating two mass mailings to Indiana producers; providing NAIS informational material to veterinary clinics to provide to clients; placing NAIS posters in livestock markets; sending temporary employees farm to farm throughout the State to explain the NAIS in person and answer questions; presenting information to various groups including Women in Agriculture; Iowa Horse Council; Iowa Pork Congress; manning a booth at the World Pork Expo; printing articles in Iowa Farmer Today, Pork Producer magazine, and the IDALS Newsletter.
Kansas Animal Health Department	\$1,886,043.00	39,346	5,555	14.1%	In addition to registering premises and supporting State personnel, activities since late 2004 have included attending producer meetings, livestock/agricultural association meetings, farm shows, more than 100 county fairs, and the Kansas State Fair, promoting and educating producers about NAIS and offering premises registration on-site; participating in numerous radio spots about the system; beginning to implement the "Locate in 48" campaign; a program that has proven successful for other states' premises

Cooperator Name	CURRENT TOTAL	Estimated Number of Premises <sup>1</sup>	Premises Registered <sup>2</sup> (2/25/08)	Percentage of Premises Registered <sup>3</sup>	Other Activities/Accomplishments
					<p>registration participation. Activities are set to begin March 2008.</p> <p>The Kansas Animal Health Department also led the Kansas Pilot Project. This project assessed the feasibility of using RFID technology in multi-deck commercial trailers to monitor the movement of cattle and swine. The project identified a number of factors important to address to successfully use RFID technology in a livestock transportation environment. [See NAIS Pilot Projects/Field Trials Summary for more information at <a href="http://animalid.aphis.usda.gov/nais/naislibrary/plans.shtml">http://animalid.aphis.usda.gov/nais/naislibrary/plans.shtml</a>.]</p> <p>In addition to registering premises and supporting State personnel, activities since late 2004 have included establishing a NAIS committee with small producer, market, government, industry, and extension representatives; making available NAIS information (brochures, posters, etc.) at any Kentucky extension office; most Farm Service Agency offices, livestock markets, and many veterinarians' offices; integrating emergency management information into the premises identification system; maintaining a NAIS website; and adding a premises identification display booth to many county fairs and the state fair.</p> <p>The Kentucky Department of Agriculture (KDA) also led the Southeastern Network Pilot Project. This project incorporated electronic technologies into the identification and data collection processes of auction cattle market sales. The pilot project provided information about why producers may or may not choose to participate; tag reader performance; and the integration of NAIS data collection with auction market systems. [See NAIS Pilot Projects/Field Trials Summary for more information at</p>
Kentucky Department of Agriculture	\$970,369.28	61,251	13,176	21.5%	

Cooperator Name	CURRENT TOTAL	Estimated Number of Premises <sup>1</sup>	Premises Registered <sup>2</sup> (2/25/08)	Percentage of Premises Registered <sup>3</sup>	Other Activities/Accomplishments  <a href="http://animalid.aphis.usda.gov/nais/naislibrary/plans.shtml">http://animalid.aphis.usda.gov/nais/naislibrary/plans.shtml</a>
Louisiana Department of Agriculture	\$117,313.11	19,677	2,039	10.4%	In addition to registering premises and supporting State personnel, activities have included speaking and providing information to producers and other stakeholders at livestock markets, universities, and meetings such as the Louisiana Cattlemen's Association, Louisiana Farm Bureau, or Louisiana Veterinary Medical Association meeting.
Maine Department of Agriculture	\$273,843.00	4,213	419	9.9%	In addition to registering premises and supporting State personnel, activities since late 2004 have included extensive outreach and education to farmers and producers, including a campaign to correct misconceptions about the system; creating an advisory council group that includes 23 livestock representatives who meet regularly to discuss implementation of NAIS and how it would impact Maine based on current State and national regulations; participating in State fairs and forums to explain the NAIS; producing a video specific to Maine illustrating how NAIS works and distributing the video widely to stakeholders.
Maryland Department of Agriculture	\$271,952.28	7,837	1,371	17.5%	The funds Maryland has received between 2004 and 2007 have been used to support NAIS efforts in Delaware as well. In addition to registering premises and supporting State personnel, activities since 2005 have included providing displays and attending all county and state fairs in addition to more than 100 industry, association, and public events; maintaining displays at all county extension and Farm Service Agency offices and five animal health laboratories; providing displays to 20 feed stores that sell day-old chicks; working closely with licensed veterinarians who work in poultry to ensure they have NAIS information to hand out and put on view; providing NAIS information to agriculture secondary school



Cooperator Name	CURRENT TOTAL	Estimated Number of Premises <sup>1</sup>	Premises Registered <sup>2</sup> (2/25/08)	Percentage of Premises Registered <sup>3</sup>	Other Activities/Accomplishments
					teachers and advisors; and mailing NAIS information co-signed by the Executive Director of the Maryland Pork Producers Association to approximately 200 swine operators.
Massachusetts Department of Agricultural Resources	\$175,348.00	3,555	8,065	226.9%	In addition to registering premises and supporting State personnel, activities since 2005 have included hosting 14 education and outreach meetings for stakeholders and developing Massachusetts-specific training materials for educating field inspectors and stakeholders, including a "Barn Book."
					In addition to registering premises and supporting State personnel, activities since 2005 have included mailing NAIS information to producers and providing articles about the system for the Michigan Farm Bureau and the Michigan Cattlemen's Association; hosting NAIS educational meetings beginning with livestock industry groups such as the Michigan Pork Producers, the Michigan Cattlemen's Association, the Michigan Milk Producer's Association, the Michigan Sheep Breeder's Association and the Michigan Deer and Elk Breeder's Association; forming an education task force that presented NAIS information through monthly publications, radio spots, county fair displays, and information packets distributed with routine mail correspondence. Since 2005, the Michigan Department of Agriculture has held 78 NAIS educational meetings. In addition, the State legislature passed a law effective March 1, 2007, requiring all cattle to be identified by RFID before leaving the premises. Only producers who have registered premises are allowed to order RFID tags.
Michigan Department of Agriculture	\$505,952.93	29,011	19,833	68.4%	In addition to registering premises and supporting State personnel, activities since late 2004 have included forming the Minnesota NAIS Advisory Committee made up of 43
Minnesota Board of Animal Health	\$1,255,644.42	44,193	12,217	27.6%	

Cooperator Name	CURRENT TOTAL	Estimated Number of Premises <sup>1</sup>	Premises Registered <sup>2</sup> (2/25/08)	Percentage of Premises Registered <sup>3</sup>	Other Activities/Accomplishments
					<p>members from various agricultural groups; maintaining and updating NAIS information on the State website; attending and speaking at numerous producer meetings about premises registration and NAIS (e.g., Carver County Holstein Association, Farmfest, Minnesota State Fair, Board of Animal Health (BAH) Work Conference, Kandiyohi Emergency Management Council, University of MN Center for Animal Health and Food Safety, MN Foundation for Animal Care, MN Livestock Breeders Association, MN Turkey Growers Association; MN Farm Bureau Commodity Council, Beef Quality Assurance Training, All-Breeds Dairy Convention, etc.); and updating the State's own premises database with NAIS-format premises numbers upon producer request.</p> <p>MBAH also conducted two separate projects as part of the Minnesota Pilot Project: 1) the beef project, which tested the use and applicability of RFID technology in real-world settings, and 2) the swine project, which tested RFID in swine production environments. The results of MBAH's projects show that motivation to report animal movement data is a key factor in recording animal movements successfully. [See NAIS Pilot Projects/Field Trials Summary for more information at <a href="http://animalid.aphis.usda.gov/nais/naislibrary/plans.shtml">http://animalid.aphis.usda.gov/nais/naislibrary/plans.shtml</a>.]</p>
Mississippi Board of Animal Health	\$545,749.69	29,312	1,620	5.5%	<p>In addition to registering premises and supporting State personnel, activities since late 2004 have included demonstrating electronic identification software and readers to stakeholders; supporting Ag-Network radio campaigns to promote premises registration; holding meetings with cattlemen associations, at sale-barns, with the Farm Bureau, and at statewide dairy field days; placing advertisements in the Mississippi Cattlemen's monthly publication with premises registration forms; participating</p>

Cooperator Name	CURRENT TOTAL	Estimated Number of Premises <sup>1</sup>	Premises Registered <sup>2</sup> (2/25/08)	Percentage of Premises Registered <sup>3</sup>	Other Activities/Accomplishments
					in various livestock shows and staffing info booths or conducting educational activities; and initiating mass mailings of premises registration forms to 17,000 producers.
					In addition to registering premises and supporting State personnel, activities since late 2004 have included mailing approximately 61,000 informational pieces distributed through three separate mailings across multiple regions; supporting regionalized radio and internet advertising in conjunction with the mailing; and staffing approximately 70 public meetings and shows with at least 7,750 participants during that same campaign.
Missouri Department of Agriculture	\$1,574,578.85*	79,018	14,029	17.8%	*Beginning in FY 2006, some elected officials in Missouri questioned the need and methods of the NAIS. Restrictions were placed on FY 2007 funds. The State has not spent any of the \$514,800 it received through the FY 2007 agreement; this funding amount should be reduced from the total listed to the right.
Montana Department of Livestock	\$1,032,028.00	19,708	844	4.3%	The Montana Department of Livestock (DOL) has used agreement funding to provide NAIS information to stakeholders at various fairs and expos, including the Montana State Fair (contact with over 100 producers per day), the Northern International Livestock Exposition (contact with over 50 producers per day); and the Montana Stock Growers Association Annual meeting (estimated contact with 500 producers and associated industry people each day). Montana has not been as successful in registering premises as expected. The State has faced some rural addressing issues and it had a vacancy in the State veterinarian position during 2007. DOL is now fully staffed, and the State anticipates significant progress in 2008.

Cooperator Name	CURRENT TOTAL	Estimated Number of Premises <sup>1</sup>	Premises Registered <sup>2</sup> (2/25/08)	Percentage of Premises Registered <sup>3</sup>	Other Activities/Accomplishments
					The Montana Department of Livestock also led the Montana Pilot Project. This project consisted of four trials focusing on animal identification in cattle, animal identification in sheep, animal tracing in cattle, and animal tracing in sheep. The project provided information about long-term retention and readability of electronic tags, among other things. [See NAIS Pilot Projects/Field Trials Summary for more information at <a href="http://animalid.aphis.usda.gov/naislibrary/plans.shtml">http://animalid.aphis.usda.gov/naislibrary/plans.shtml</a> .]
					In addition to registering premises and supporting State personnel, activities since late 2004 have included developing a comprehensive marketing campaign to disseminate the Nebraska catch phrase "Locate in 48" statewide (displays, television and radio service announcements, media venues, handout materials, bill boards, and reference notebooks have been created to provide detailed information on NAIS and are distributed to county agents, veterinarians and auction markets); establishing and maintaining an interactive website; publishing NAIS myth versus fact brochures; recruiting various organizations to assist in outreach including Nebraska county extension agents, FFA groups, 4-H groups, and the Nebraska Brand Committee, and ensuring current map data is available for premises registration (includes verifying and sorting data for the major collection sites of livestock species, auction markets, dealers, and producers).
Nebraska Department of Agriculture	\$1,917,401.17	30,841	16,320	52.9%	In addition to registering premises and supporting State personnel, activities since 2005 have included speaking at stakeholder meetings; attending livestock auctions and answering questions about NAIS; distributing educational DVDs; setting up information booths at various fairs and expos; introducing NAIS to agriculture teachers in the classroom; and supporting equine identification activities.
Nevada Department of Agriculture	\$388,939.00	2,522	1,316	52.2%	

Cooperator Name	CURRENT TOTAL	Estimated Number of Premises <sup>1</sup>	Premises Registered <sup>2</sup> (2/25/08)	Percentage of Premises Registered <sup>3</sup>	Other Activities/Accomplishments
New Hampshire Department of Agriculture	\$52,547.13	2,277	47	2.1%	<p>The New Hampshire Department of Agriculture has been proactive in NAIS outreach and education, but it has faced resistance from farmers and producers. In addition, the State has had limited resources to invest in the NAIS, resulting in a very low number of premises registered. Although resources have been limited, the Division of Animal Industry has given 32 talks about NAIS throughout the state; placed articles about the system in industry related publications; developed an informational and registration NAIS website; attended state fairs and exhibitions and hired an intern to assist in developing training materials to assist with outreach.</p> <p>In addition to registering premises and supporting State personnel, activities since late 2004 have included educating livestock owners about NAIS, especially during animal disease investigations or humane standard investigations; providing updates to the State Board of Agriculture; maintaining a NAIS website; holding meetings with industry groups such as the Pork Board, Holstein Association and New Jersey Hereford Association; and partnering with members of Rutgers Cooperative extension and APHIS to produce several animal health workshops for producers (bovine spongiform encephalopathy, cow/calf care, emergency response, food safety, John's disease) where segments were dedicated to NAIS.</p>
New Jersey Department of Agriculture	\$344,108.00	5,315	998	18.8%	<p>In addition to registering premises and supporting State personnel, activities since 2005 have included providing information to and answering questions from many stakeholder organizations including cattle producers, 4-H, and FFA, among others; working with 25 Tribal groups in the State to ensure consistency; establishing and maintaining a website explaining the NAIS; and producing a video explaining the premises registration process to</p>
New Mexico Livestock Board	\$695,400.00	11,250	1,192	10.6%	

Cooperator Name	CURRENT TOTAL	Estimated Number of Premises <sup>1</sup>	Premises Registered <sup>2</sup> (2/25/08)	Percentage of Premises Registered <sup>3</sup>	Other Activities/Accomplishments
					producers. In addition to registering premises and supporting State personnel, activities since 2005 have included creating a NAIS website for New York livestock producers; creating a brochure with State-specific information about premises registration in New York; installing 7 panel readers and 14 panel antennas at livestock markets as part of an introduction of RFID technology at livestock markets; creating a general presentation for industry partners to use as an education tool; reaching 11,365 producers and stakeholders through presentation and booth set ups; distributing fact sheets, brochures, and newsletters at county and state fair booths; mailing successful registration packets to newly registered premises; training 15 extension agents; discussing NAIS with three species-specific working groups.
New York Department of Agriculture	\$751,922.83	25,559	19,458	76.1%	In addition to registering premises and supporting State personnel, activities since 2005 have included giving approximately 205 presentations in 62 North Carolina counties, reaching an audience of approximately 1,053,281 people (on-site premises registration took place at 30 of these events); producing a mass mail out to more than 27,000 livestock and/or poultry producers in North Carolina about premises identification; developing and distributing question and answer sheets for distribution among field staff. North Carolina Cooperative Extension Services (NCCES) agents, and commodity groups; providing NAIS CDs and brochures for distribution among field staff, NCCES Extension Service agents, and commodity groups; and running NAIS advertisements and six public service announcements in various industry publications.
North Carolina Department of Agriculture	\$487,618.37	36,142	11,451	31.7%	
North Dakota Department of Agriculture	\$968,225.44	14,085	8,451	60.0%	In addition to registering premises and supporting State

Cooperator Name	CURRENT TOTAL	Estimated Number of Premises	Premises Registered <sup>2</sup> (2/25/08)	Percentage of Premises Registered <sup>3</sup>	Other Activities/Accomplishments
					<p>personnel, activities since late 2004 have included attending numerous stakeholder meetings throughout North Dakota to provide information and answer questions about NAIS (ND Stockmen's Association annual meeting, ND Veterinary Medical Association meeting, etc.); initiating a mass mailing about NAIS to ND producers; establishing a ND NAIS Advisory Committee; organizing stakeholder meetings to discuss NAIS; submitting information to various stakeholder publications about NAIS; and establishing an on-line premises registration form.</p> <p>The North Dakota Board of Animal Health also coordinated the "CalAID" Pilot Project with the Dickinson Research Extension Center. The overall goal of the project was to identify and document the physical and electronic processes needed to reach the long-term objective of NAIS—tracing animals to their source locations within 48 hours. The CalAID project was designed to evaluate the beef industry's current capabilities related to electronic identification and the ability to trace cattle. [See NAIS Pilot Projects/Field Trials Summary for more information at <a href="http://animalid.aphis.usda.gov/nais/naisliterary/plans.shtml">http://animalid.aphis.usda.gov/nais/naisliterary/plans.shtml</a>.]</p> <p>In addition to registering premises and supporting State personnel, activities since late 2004 have included coordinating mass mailings of fact sheets and enrollment materials to Ohio producers; developing informational posters for members of industry, extension agencies, livestock auctions/markets, and large animal veterinarians; sponsoring community/outreach meetings with livestock and poultry producers; supporting radio advertisements about NAIS. In 2007, the Ohio Department of Agriculture began its "Premise Registration Day at the Fair" program, utilizing its extensive fair network to educate and promote</p>
Ohio Department of Agriculture	\$697,927.90	48,073	6,433	13.4%	

Cooperator Name	CURRENT TOTAL	Estimated Number of Premises <sup>1</sup>	Premises Registered <sup>2</sup> (2/25/08)	Percentage of Premises Registered <sup>3</sup>	Other Activities/Accomplishments
					NAIS with both adult livestock and poultry producers, as well as 4-H and FFA youth who are involved in fair activities.
Oklahoma Department of Agriculture, Food, and Forestry	\$1,988,360.00	71,420	8,206	11.5%	In addition to registering premises and supporting State personnel, activities since late 2004 have included coordinating mass mailings to 55,000 beef producers (this accounted for an 8 percent increase in premises registration; since January 1, 2007, there has been a 19 percent increase in registrations); continually educating stakeholders about the system through industry trade shows and Oklahoma State University Cooperative Extension; maintaining the <a href="http://OKanimalID.com">OKanimalID.com</a> website; promoting Oklahoma's "Locate in 48" program which utilizes radio, print, and billboard outreach methods to educate the Oklahoma producers; and creating a NAIS working group representing all facets and interests of the Oklahoma livestock community, including members from the Oklahoma Farm Bureau, American Farmers and Ranchers (Formerly Oklahoma Farmers' Union), Oklahoma Pork Council, Oklahoma Cattlemen's Association, Oklahoma Poultry Federation, and the Oklahoma Veterinary Medical Association.
Oregon Department of Agriculture	\$245,136.66	28,634	2,614	9.1%	The Oklahoma Department of Agriculture, Food, and Forestry also coordinated the Oklahoma Pilot Project, which focused on implementing the NAIS in tracing animal movement at various marketing points. The project focused on beef cattle and used RFID tag-reading setups at three different venues: livestock auction markets, preconditioning facilities, and gathering station. [See NAIS Pilot Projects/Field Trials Summary for more information at <a href="http://animalid.aphis.usda.gov/nais/naislibrary/plans.shtml">http://animalid.aphis.usda.gov/nais/naislibrary/plans.shtml</a> .] In addition to registering premises and supporting State personnel, activities since 2005 have included developing



Cooperator Name	CURRENT TOTAL	Estimated Number of Premises <sup>1</sup>	Premises Registered <sup>2</sup> (2/25/08)	Percentage of Premises Registered <sup>3</sup>	Other Activities/Accomplishments
					PowerPoint presentations about NAIS for different Oregon audiences; developing informational materials to hand out to meeting attendees; conducting outreach presentations at producer meetings throughout the State; maintaining a NAIS website; purchasing ear tags and other related NAIS equipment as allowed.
					In addition to registering premises and supporting State personnel, activities since 2005 have included participating in over 38 meetings on premises and animal identification and providing NAIS information to stakeholders.
					The Pennsylvania Department of Agriculture also collaborated with the National Dairy Herd Improvement Association on a Pilot Project. The purpose of the project was to assign NAIS premises identification numbers to Pennsylvania dairy herds and begin field-testing RFID technology. [See NAIS Pilot Projects/Field Trials Summary for more information at <a href="http://animalid.aphis.usda.gov/nais/naislbrary/plans.shtml">http://animalid.aphis.usda.gov/nais/naislbrary/plans.shtml</a> .]
Pennsylvania Department of Agriculture Rhode Island	\$1,212,393.56 \$0.00	42,302 504	28,988 6	68.5% 1.2%	In addition to registering premises and supporting State personnel, activities since late 2004 have included working with producer and industry groups to educate stakeholders about NAIS and premises registration; organizing producer and industry partners into a broad-based NAIS steering committee and meeting with the committee to discuss NAIS issues; providing a special update/training meeting with staff from an 1890 Land Grant Institution; completing a mass mailing to more than 19,000 individuals about premises registration; achieving highest monthly percentage increase in premises registered out of all States in July and August 2007.
Clemson University (South Carolina) South Dakota Animal Industry Board	\$643,727.51 \$1,265,517.04	16,120 22,356	4,446 5,094	27.6% 22.8%	In addition to registering premises and supporting State

Cooperator Name	CURRENT TOTAL	Estimated Number of Premises <sup>1</sup>	Premises Registered <sup>2</sup> (2/25/08)	Percentage of Premises Registered <sup>3</sup>	Other Activities/Accomplishments
					<p>personnel, activities in the past year alone have included attending 14 producer meetings and holding individual conversations with 450 producers; distributing 10,000 South Dakota Premises Registration brochures; hosting SD Animal ID Advisory Committee meetings; visiting all auction markets participating in the Auction Market Electronic Identification Project; and tagging more than 1,500 cows as part of a market cull cow program electronic identification project.</p> <p>The South Dakota Animal Industry Board and South Dakota Department of Agriculture also participated in a Pilot Project. This project's primary focus was to demonstrate low frequency, radio frequency identification technology to both livestock auction facilities and producers while testing the implementation of various set-ups. The South Dakota Department of Agriculture also sponsored a certified beef program for marketing initiatives. [See NAIS Pilot Projects/Field Trials Summary for more information at <a href="http://animalid.aphis.usda.gov/nais/naislbrary/plans.shtml">http://animalid.aphis.usda.gov/nais/naislbrary/plans.shtml</a>.]</p>
Tennessee Department of Agriculture	\$728,389.06	68,010	16,677	24.5%	<p>In addition to registering premises and supporting State personnel, activities since 2005 have included forming partnerships with the Farm Services Agency (FSA), University of Tennessee Extension Service (UT Extension), and Tennessee Farm Bureau; providing producers with plastic ID cards that include an account number and a premises identification number linked to a barcode to facilitate the purchase of animal tags from retail outlets; attending producer, veterinarian, livestock market, and association meetings and developing State-specific educational handout materials for premises registration partners; establishing and maintaining a website providing information on premises registration, animal identification,</p>

Cooperator Name	CURRENT TOTAL	Estimated Number of Premises <sup>1</sup>	Premises Registered <sup>2</sup> (2/25/08)	Percentage of Premises Registered <sup>3</sup>	Other Activities/Accomplishments
					and links to related websites; incorporating NAIS into the State's Process Verified Program for age and source verification of beef calves; hosting fall field days with a NAIS component; and hosting Tennessee Animal ID Advisory Committee meetings.
					In addition to registering premises and supporting State personnel, activities since late 2004 have included forming an Animal ID Committee to aid the Texas Animal Health Commission (TAHC) to implement NAIS in Texas; promoting NAIS across Texas by having personnel give over 200 speeches and distribute over 50,000 handouts; presenting NAIS information and distributing materials at exhibits and trade shows; partnering with industry and county agents to promote NAIS; purchasing NAIS-compliant identification tags for established animal diseases programs to benefit State producers; supplying TAHC field personnel with RFID scanners; and initiating two mass mailings to about 200,000 Texas producers resulting in approximately 9,000 new premises registered.
Texas Animal Health Commission	\$3,320,039.92	187,118	30,699	16.4%	The TAHC also designed a Pilot Project to gain knowledge of the various factors that might keep individuals from participating in various aspects of NAIS and learning why identification equipment did not function properly within a given marketplace (livestock markets, order buyers, and feedlots). [See NAIS Pilot Projects/Field Trials Summary for more information at <a href="http://animalid.aphis.usda.gov/nais/naislibrary/plans.shtml">http://animalid.aphis.usda.gov/nais/naislibrary/plans.shtml</a> .]
Utah Department of Agriculture and Food	\$555,100.00	12,460	9,034	72.5%	In addition to registering premises and supporting State personnel, activities since late 2004 have included meeting with industry representatives, livestock associations, FFA groups, 4-H groups, sale barn owners, farm supply companies and county extension agents to explain NAIS; training brand inspectors and animal control

Cooperator Name	CURRENT TOTAL	Estimated Number of Premises	Premises Registered <sup>2</sup> (2/25/08)	Percentage of Premises Registered <sup>3</sup>	Other Activities/Accomplishments
					<p>officers on NAIS requirements; contacting 415 veterinarians resulting in the registration of 225 veterinary practices, 100% of known veterinary practices in Utah; issuing handheld GPS units to brand supervisors to verify coordinates and driving directions for addresses that will not validate in the premises registration system; developing and maintaining a NAIS webpage on the Utah Department of Agriculture and Food website; sending informational mailings to all known stakeholders; participating in meetings/shows such as the Utah Horse Expo and registering premises on site. Utah ranks 6<sup>th</sup> in percent of premises registered, and all known veterinary clinics and sale barns are registered in the State.</p> <p>Utah also participated in the Northwest Pilot Project to test the effectiveness of a variety of identification methods using real-world production scenarios. Participants tagged 2,046 domestic elk on 48 farms in Utah with RFID and brand supervisors were issued handheld RFID readers to track animal movement. [See NAIS Pilot Projects/Field Trials Summary for more information at <a href="http://animalid.aphis.usda.gov/nais/naislibrary/plans.shtml">http://animalid.aphis.usda.gov/nais/naislibrary/plans.shtml</a>.]</p>
Vermont Department of Agriculture, Food, and Markets	\$188,183.99	4,438	331	7.5%	<p>In addition to registering premises and supporting State personnel, activities since late 2004 have included hosting 14 statewide and county stakeholder meetings and developing an informational DVD on the benefits of Animal Identification. The State did not support NAIS efforts or receive agreement funding in FY 2006 or FY 2007. However, a recent change in leadership (Commissioner of Agriculture and State Veterinarian) is allowing the state to renew efforts to actively support NAIS education and outreach.</p>
Virginia Department of Agriculture and Consumer Services	\$600,256.76	37,673	5,668	15.0%	<p>In addition to registering premises and supporting State personnel, activities since 2005 include hosting quarterly</p>

Cooperator Name	CURRENT TOTAL	Estimated Number of Premises <sup>1</sup>	Premises Registered <sup>2</sup> (2/25/08)	Percentage of Premises Registered <sup>3</sup>	Other Activities/Accomplishments
Washington State Department of Agriculture	\$550,167.29	22,155	1,562	7.1%	meetings of the Virginia Animal Identification Working Group, in which all species groups were represented; educating plant owners and producers about NAIS during routine visits, surveys, and inspections; developing a 4-page advertisement with Cooperative Living Magazine that reached over 340,000 rural Virginians; printing and distributing 1,000 copies of the VAnimal ID poster; forming a solid partnership with the Farm Service Agency; participating in various meetings including the National Institute for Animal Agriculture's ID INFO/EXPO; direct mailing (31,000 livestock owners) to solicit premises registrations (2,000 responses as of 12/31/2007); updating the VAnimal ID program website, which contains a user friendly link to Virginia's online premises registration; providing display booths and personnel at the VA State Fair, VA Equine Expo, VA Veterinary Medical Association Annual Meeting; and giving presentations or briefings to various stakeholder groups including Virginia Cooperative Extension, Virginia Pork Industry Association, Virginia Veterinary Medical Association, Virginia Cattlemen's Association, Virginia State Dairymen's Association, Virginia Dairy Goat Association, Goat Health Day, Farm Service Agency district meetings.  In addition to registering premises and supporting State personnel, activities since 2005 include contacting over 8,000 cattle producers, large animal veterinarians, feedlot owners, and sale yards to inform them about NAIS; using Livestock Brand Inspectors to distribute materials while conducting inspections; distributing 300 educational packets to FFA programs; building partnerships with the WA State Dairy Federation, WA State Veterinary Medical Association, and Washington State University (WSU) to network with local industries; distributing animal identification information to poultry producers and WSU

Cooperator Name	CURRENT TOTAL	Estimated Number of Premises <sup>1</sup>	Premises Registered <sup>2</sup> (2/25/08)	Percentage of Premises Registered <sup>3</sup>	Other Activities/Accomplishments
					extension agents; distributing NAIS information along with brand renewal information to 6,693 registered brand owners (registered 189 (2.9%) of the premises to which applications were mailed); and creating display boards and banners.
					In addition to registering premises and supporting State personnel, activities since late 2004 include radio public service announcements; mass mailings to livestock and poultry producers within the state; hands-on activities at fairs, festivals, and shows; and community outreach meetings held several times a year. Members of the West Virginia Department of Agriculture approach un-enrolled producers through one-on-one contact to visually show them the tools used in NAIS, such as identification tags, identification readers, and the electronic database.
West Virginia Department of Agriculture	\$418,380.77	17,670	8,892	50.3%	Wisconsin implemented the Nation's first mandatory livestock premises registration law. The State has registered all critical location points, including livestock concentration points, slaughtering plants, meat renderers, transfer stations, animal food processors, animal markets, and county and local fairs and exhibitions. The State of Wisconsin and USDA are in full partnership with the Wisconsin Livestock Identification Consortium, which is made up of over 50 agricultural industry groups promoting NAIS. The State is currently focused on continuing education and promoting NAIS to producers and industry including Amish, Hmong, and Hispanic communities. Other ongoing activities supported by the State's agreement with USDA include promoting NAIS to 4-H groups; gaining premises registrations by encouraging private veterinarians to assist; integrating premises identification numbers into all disease databases; conducting direct mail campaigns; partnering with the Farm Service Agency to provide area offices training and
Wisconsin Department of Agriculture, Trade, and Consumer Protection	\$721,605.31	51,373	59,647	116.1%	

Cooperator Name	CURRENT TOTAL	Estimated Number of Premises	Premises Registered <sup>2</sup> (2/25/08)	Percentage of Premises Registered <sup>3</sup>	Other Activities/Accomplishments
					information to allow premises registration on site; encouraging one-on-one dialogue with producers at trade shows and industry meetings; promoting NAIS at fairs, meetings, and conferences; providing uniform, consistent materials (presentations and fact sheets); providing one reliable on-line source to answer questions and to register premises ( <a href="http://www.wild.org">www.wild.org</a> ); and training animal health inspectors to ask for premises registrations and to provide forms and information for unregistered.
Wyoming Livestock Board	\$985,929.00	8,227	1,723	20.9%	In addition to registering premises and supporting State personnel, activities since late 2004 include conducting livestock producer workshops; providing educational materials to several thousand stakeholders via newspapers, monthly agriculture-related publications, radio and television advertisements, and public presentations at a variety of public forums; issuing press releases and participating in media interviews; linking premises registration to the Wyoming brand renewal process; developing the electronic brand inspection tracking database with data entry beginning in November 2007; and implementing electronic brand inspection training. The Wyoming Livestock Board (WLSB) also partnered with the Wyoming Business Council and the University of Wyoming to hold a series of workshops on animal ID across eastern Wyoming. This approach was well-received. Linking premises registration to WLSB's brand renewal process nearly doubled the applications for premises registration, and Wyoming moved nearly 10 points on the national ranking of registered premises (33 to 23) during calendar year 2007.  WLSB also implemented a Pilot Project and conducted four field trials to test various types of RFID devices and readers that might be used to trace the movements of

Cooperator Name	CURRENT TOTAL	Estimated Number of Premises <sup>1</sup>	Premises Registered <sup>2</sup> (2/25/08)	Percentage of Premises Registered <sup>3</sup>	Other Activities/Accomplishments
					sheep and cattle. [See NAIS Pilot Projects/Field Trials Summary for more information at <a href="http://animalid.aphis.usda.gov/nais/naislibrary/plans.shtml">http://animalid.aphis.usda.gov/nais/naislibrary/plans.shtml</a> .]
Territories (Puerto Rico and U.S. Virgin Islands)	\$357,039.22		305		Puerto Rico and the U.S. Virgin Islands have used NAIS agreement funding to support field staff to collect and/or enter data and explain the system to stakeholders; acquired GPS units to help validate premises coordinates; sponsor educational television and radio spots about NAIS, which have been circulated in both English and Spanish; visited individual premises (mainly poultry); organized NAIS committees; and displayed NAIS brochures and other information in local farmer's markets and livestock fairs.
Tribal Nations	\$2,032,179.63		60		APHIS has entered into more than 50 NAIS agreements with Tribal Nations. These cooperative agreements have focused on, among other things, ensuring appropriate software and hardware are available for registering premises and users are trained in their application; information about NAIS is disseminated to Native American stakeholders; and GPS units are available for validating premises locations.
<b>FY 2005 and FY 2007 FIELD TRIALS/PILOT PROJECTS</b>					
California	\$350,000.00				In this project, the California Department of Food and Agriculture will work with three California universities to perform an economic analysis of implementing NAIS, including State premises registration systems, identification systems, and the cost of reporting data.
Colorado	\$295,227.00				In this project, Colorado State University and participating meat and renderer associations will identify potential approaches for collecting animal identification in abattoirs and rendering facilities.
Colorado Department of Agriculture	\$128,376.00				In this project, the Colorado Department of Agriculture will



Cooperator Name	CURRENT TOTAL	Estimated Number of Premises <sup>1</sup>	Premises Registered <sup>2</sup> (2/25/08)	Percentage of Premises Registered <sup>3</sup>	Other Activities/Accomplishments
					be assessing the impact of NAIS with regard to junior livestock identification issues at county fairs, state fairs, and national livestock exhibition events.
Colorado Department of Agriculture	\$300,000.00				This agreement is to support a multi-State electronic sheep identification project.
Kansas Animal Health Dept	\$441,430.00				In this project, Kansas State University will conduct numerous tests to evaluate the effectiveness of radio frequency technologies and determine the economic impact of individual animal identification scanning and recording by U.S. cattle auction.
New Mexico Livestock Board	\$355,508.00				This project will test the effectiveness of an animal identification that uses retinal images, global positioning satellite capabilities, and photographic documentation. The project seeks to provide a solution to assure that animal identity can be verified as needed and recovered in the event that ID devices are lost or removed.
Penn State University	\$205,856.00				The goal of this project is to develop an economically feasible method for the identification of equine that is acceptable to horse owners and that can enhance recording movements.
Purdue University (Indiana)	\$325,000.00				Purdue University will implement a premises identification tool, evaluate identification systems for exhibition animals, and evaluate NAIS compliance at the Indiana State Fair and the North American International Livestock Exposition.
Tennessee Dept of Agriculture Virginia Dept of Agriculture	\$142,973.00 \$220,000.00				In this project, numerous cooperators—including industry, university, and State representatives—will work together to evaluate the efficacy of an ultra-wide band RFID technology. The project will address the ability of this new ID technology to accurately and permanently identify individual beef cattle as they move through normal production environments—without hindering the flow of commerce or requiring substantial facility alteration.
					This project will thoroughly evaluate low frequency RFID

Cooperator Name	CURRENT TOTAL	Estimated Number of Premises <sup>1</sup>	Premises Registered <sup>2</sup> (2/25/08)	Percentage of Premises Registered <sup>3</sup>	Other Activities/Accomplishments
					tags from various manufacturers in several Virginia markets.
<b>INDUSTRY AGREEMENTS</b>					
American Angus Association	\$357,400.00				The agreement with the American Angus Association will facilitate the registration of up to 15,400 new premises as part of the NAIS. Under the terms of their agreement, the American Angus Association will utilize its resources to reach every association member and provide education about the NAIS through the Angus Journal, Angus Beef Bulletin, Angus e-mail list, seminars, national events, affiliates, and other associations. The American Angus Association has 26,000 active members, 8,000 junior members and 95,000 affiliate members.
American Sheep Industry Association (ASI)	\$189,997.00				ASI will be targeting those producers with sheep flock IDs and encourage those who do not have NAIS premises and encourage those who do not have NAIS premises identification numbers (PINs) to acquire them. The benefits of having a PIN for those farms that have multiple species, and for reasons beyond just scrapie eradication, make having a PIN worthwhile.
Future Farmers of America	\$359,995.00				Through this partnership, FFA will develop and provide NAIS educational programs for current FFA members and alumni and will help explain the value of premises registration across the country.
Humane Farm Animal Care	\$300,143.50				Humane Farm Animal Care has contracted with Integrated Management Information, Inc. (IMI Global), a leading provider of verification and Internet solutions for the agricultural/livestock industry, for their cooperative agreement with USDA. IMI Global will work with Humane Farm Animal Care to promote premises registration in accordance with NAIS standards. Specifically, IMI Global, using its verification and Web products and services, will team with Humane Farm Animal Care to educate

Cooperator Name	CURRENT TOTAL	Estimated Number of Premises <sup>1</sup>	Premises Registered <sup>2</sup> (2/25/08)	Percentage of Premises Registered <sup>3</sup>	Other Activities/Accomplishments
					livestock-related organizations on the importance of registering their premises with the NAIS as a key step toward creating a nationwide communications network to assist livestock owners and animal health officials in the event of an animal disease event.
					The National Cattlemen's Foundation, the philanthropic and educational arm of the National Cattlemen's Beef Association (NCBA), will administer Federal funds to deliver premises registration information to cattle producers. The Foundation will match the funds with "in-kind" services of just over \$1 million. NCF hopes to register 70,550 new premises during the 1-year term of the agreement. The cooperative agreement provides for producer education, producer outreach, and beef quality assurance initiatives, relying heavily on "cattlemen-to-cattlemen" activities.
National Cattlemen's Beef Association	\$2,102,000.00				NMPPF will facilitate the registration of dairy farm, dairy calf and heifer grower premises as part of the NAIS. NMPPF is spearheading the effort of IDairy, a consortium of dairy cattle associations formed in 2005 to promote the NAIS in the dairy industry. Since IDairy was established, more than 30,000 dairy producers have registered their premises under the NAIS, but as many as 35,000 commercial dairy farms and dairy calf and heifer grower operations are yet to be registered. IDairy's goal is to have 100 percent of the operations registered in order to enable animal health officials to quickly respond to an animal health emergency. Under NMPPF's agreement, with the cooperation of the rest of the IDairy consortium, they will conduct an outreach campaign including direct mail, advertising, Internet activities, dairy and trade show presentations, and individual contacts with producers including on-site visits.
National Milk Producers Federation (NMPPF) and IDairy	\$1,027,000.00				

Cooperator Name	CURRENT TOTAL	Estimated Number of Premises <sup>1</sup>	Premises Registered <sup>2</sup> (2/25/08)	Percentage of Premises Registered <sup>3</sup>	Other Activities/Accomplishments
National Pork Board (NPB)	\$400,000.00				Under USDA's agreement with NPB, NPB will encourage producers to register their premises by completing the existing State/Tribal premises registration forms. Their objective is to have all commercial swine premises registered by the end of the 12-month project.
United States Animal Identification Organization (USAIO)	\$1,500,000.00				USAIO hopes to register more than 100,000 new premises. Under their agreement, USAIO will focus on a comprehensive outreach program to producers about the important advantages of participation in the NAIS, including animal health and economic benefits.
<b>OTHER AGREEMENTS</b>					
California Department of Food and Agriculture (CDFA)	\$68,580.00				Under this agreement, CDFA will be assessing the value of animal movement tracing through a case study simulating the spread of foot and mouth disease in California.
California Department of Food and Agriculture (CDFA)	\$112,000.00				Under this agreement, CDFA will be conducting a field trial to assess animal identification, data collection, and beef cattle management.
Iowa State University	\$51,150.00				Through this agreement, Iowa State University is developing a National Animal Identification System Module for the National Veterinary Accreditation Program.
					Under this agreement, Kansas State University is leading a multi-institutional team (including personnel from Colorado State University, Michigan State University, and Montana State University) in conducting a benefit-cost analysis. Several segments of the livestock industry are a part of this analysis including small producers, commercial producers; marketing institutions; processing facilities; and rendering operations. Kansas State and its co-contributors are studying the benefits and costs of all components of the NAIS across species. Also, the analysis is seeking to determine the overall distribution of benefits and costs of
Kansas State University	\$499,462.00				

Cooperator Name	CURRENT TOTAL	Estimated Number of Premises <sup>1</sup>	Premises Registered <sup>2</sup> (2/25/08)	Percentage of Premises Registered <sup>3</sup>	Other Activities/Accomplishments
					the NAIS among producers of various sized herds, marketing firms, processors, consumers, and State and Federal government agencies. The final report should be complete by July/August 2008.
					Under this agreement, the Regents of New Mexico State University hosted a meeting and outreach training with key representatives from Tribal Colleges and Universities (TCUs) and Community Based Organizations (CBOs) as well as animal health officials from key States where the highest numbers of Native American producers are located. The objective of the event was to provide the TCUs and CBOs with the latest information about NAIS and engage them in conversation about how best to approach their constituents when presenting NAIS.
New Mexico State University	\$112,275.00				Under this agreement, the Texas Mexico Border Coalition—a Community Based Organization—hosted a meeting and outreach training session that provided Hispanic Serving Institutions and key Community Based Organizations with the latest information about NAIS. The meeting was also developed to further the goals of Animal Identification as a method to better protect and improve animal health.
Texas/Mexico Border Coalition	\$106,314.00				Under this agreement, Virginia State University hosted a meeting and outreach training session entitled "Partnering for Animal Health in American Agriculture – Animal Identification." The session's objective was to establish partnerships among the Historically Black Land Grant 1890 Institutions, community organizations, USDA APHIS Veterinary Services, and State Departments of Agriculture to further the goals of Animal Identification as a method to better protect and improve animal health.
Virginia State University	\$103,993.00				This agreement supports the Wisconsin Department of Agriculture, Trade, and Consumer Protection (DATCP)
Wisconsin Department of Agriculture, Trade, and Consumer Protection	\$1,243,000.00				Agriculture, Trade, and Consumer Protection (DATCP)

Cooperator Name	CURRENT TOTAL	Estimated Number of Premises <sup>1</sup>	Premises Registered <sup>2</sup> (2/25/08)	Percentage of Premises Registered <sup>3</sup>	Other Activities/Accomplishments
					<p>efforts to implement the livestock premises registration program as part of NAIS implementation. DATCP's agreement supports activities such as systems administration; the education of Wisconsin livestock producers about the State's mandatory premises registration law and voluntary animal ID and tracking; compliance and enforcement of Wisconsin's mandatory premises registration law; and an animal identification and tracking implementation project.</p>

Ms. EMERSON. Well, and perhaps you all can have a group to come up and meet with those of us whose districts are impacted by this and states are impacted, and we could just sit down and just go through a little notebook, just real simple. If possible, that would be helpful.

Mr. CONNER. Absolutely.

Secretary SCHAFER. And may I add one thing? I appreciate your passion about this issue because I have some passion for it as well, and here is why. If we are going to properly implement the Country of Origin Labeling in this country, we have to be able to have a tracking system.

Ms. DELAURO. Absolutely right, Mr. Secretary. And I appreciate the comment about passion, which I have a lot of. But this is more than passion. This is understanding that we don't have a process in place to get us in the direction that we have laid out over the last several years, and for which we have appropriated serious funds.

And truly, I don't mean this in an offhanded way. I am going to ignore Mr. Knight's comment.

Secretary SCHAFER. Thank you.

Ms. DELAURO. Because I am going to view that he hasn't read any documents. But let's leave it at a passing. Congress is always—you can say whatever you want. But there is plenty of data to demonstrate where the fault lies here.

I also will get the backup to this GAO report because if they identified 49 states and tribal groups and others, they must have done a lot of interviewing to find that out with regard to these cooperative agreements. And I am going to want to know what they have uncovered in this as well when we begin to talk about this.

So Mr. Boyd.

Mr. BOYD. Thank you, Madam Chairwoman.

Mr. Secretary, welcome to the House Appropriations Committee Subcommittee on Agriculture.

Secretary SCHAFER. Thank you.

Mr. BOYD. I assume it is your first appearing before this subcommittee.

Secretary SCHAFER. It is.

Mr. BOYD. And let me start by—I know all of us regret the disruptions we have had with having to leave and go to the floor, so I apologize for that. It is not uncommon around here.

Just briefly, before I ask my question, to the point that the chairman made on the animal ID. And without addressing the merits or editorializing on COOL, country of origin labeling, animal ID, I am an animal producer, livestock producer, and that is a relatively simple thing to do. I mean, it can be done.

Identifying all the animals in this country with the technology we have today is a simple thing, I think. My sense is if all of us get on the same page, you won't have a great deal of push-back from the industry itself. I really don't.

#### FARM BILL

I want to shift gears slightly, if I might, Mr. Secretary. And all of us here have—one of the things that is greatly on our mind is the Farm Bill. And I know we have many reports that there have

been some high level talks between you and the House leadership on the Farm Bill in the last few days, and I would just like to ask you a couple of questions about that, if you could. And maybe any information that you feel free to share with us, you might.

There are some reports that the administration now supports a ten-year Farm Bill versus a five-year Farm Bill. Is that right? And if so, what is the thinking behind a ten-year Farm Bill versus five?

Secretary SCHAFER. I believe that we are focusing on a five-year Farm Bill. As you know, it has to be scored for ten years, five of the Farm Bill and five beyond. But I haven't been involved in any negotiations supporting a ten-year Farm Bill.

Chuck is our lead negotiator, so I am asking you, Chuck, if there is a ten-year issue on the table.

Mr. CONNER. Well, I think they are talking about a Farm Bill longer than the traditional five or six years at this point primarily because of score-keeping situations in terms of meeting the ten-year PAYGO requirements. And I think there are budget dynamics that are driving that debate, and at least keeping on the table the thought that it might be something longer than a six-year or traditional five- or six-year Farm Bill.

Mr. BOYD. As an advocate of PAYGO, if that is the reason you are doing it, then I am all for it, if that will help us get to where we need to go.

There is a report that there is a House Agriculture Committee/White House proposal that has been agreed to. Can you speak to that? And if so, what is the Senate's involvement in it? Have they had any involvement, and have they agreed to the provisions?

Secretary SCHAFER. We have been meeting with both agriculture leaders in the House and in the Senate, and we have shaped a framework with the House that we believe is moving in the right directions that contains the proposals that the President has been asking for and that would deliver an appropriate, fiscally responsible, reform-minded Farm Bill.

We have mostly worked with the House because the door has been open there to the negotiations. And we believe that while there are a lot of negotiations that must continue, that we have arrived at a point with the House that is in an outline, if you will, that we could come to agreement on between the House and the administration.

We have used that as a starting point or an opening negotiations with the Senate. And we have been, last night and this morning, continued those negotiations to move forward with what I believe—I am getting increasingly confident that we are going to be able to come to an agreement between the House and the Senate with the administration for a Farm Bill that the President would like to sign this year.

Mr. BOYD. Mr. Secretary, the House and the Senate commodity programs, there are not really great differences in the two bills, the House bill and the Senate bill. Is the administration now prepared to support the current commodities titles that are close to what the House and the Senate have done in their individual bills?

Secretary SCHAFER. Chuck, why don't you—as the lead negotiator, as far as the details. As I mentioned, we have kind of



shaped an outline or a framework. Chuck, because of the detail, maybe you want to get into that.

Mr. CONNER. Congressman Boyd, let me just say that in the commodity titles of both the House and the Senate bill, there were provisions that were objectionable to the administration. And we have been calling for a greater reform specifically of that particular title.

And so this framework agreement, if you will call it that, in terms of a way to proceed forward and get these negotiations going, does contain several changes that would be different than what is either in the House- or the Senate-passed versions of the Farm Bill.

Mr. BOYD. Okay. And Madam Chairman, if I might with further questions, obviously if we have an agreement, there is going to be a great deal of pressure on your agency, Mr. Secretary, to put in place the needed tools to implement that agreement. That is going to put incredible pressure on the FSA and your other implementation agencies, departments.

Are you going to make sure, are you guys going to make sure, that in this agreement framework that you have sufficient resources and funds for the FSA and the other implementation departments to get it implemented and get it so that we can serve the public like it is supposed to be served?

Secretary SCHAFER. Yes, sir. I think one of the main missions that I have as the Secretary of USDA is to implement the public policy. And when we get a new Farm Bill, we are going to be prepared to implement that policy as best as possible. If we get it started off in the first months, it will go well in the following years.

And as I mentioned in my opening comments, we prepared the budget without the implementation of the Farm Bill because we don't know what the Farm Bill is going to be. But we are fully prepared to fight for the resources that we need to implement the Farm Bill.

We have got the base there, the structure there, that we can build on to deliver with our agencies and others and FSA, but other agencies, to make sure that the new Farm Bill will be implemented. That is one of my highest priorities.

Mr. BOYD. Mr. Secretary, as you may know and certainly your staff knows, the previous administration cut, slashed, and merged, all in cooperation with the Congress, the Farm Service Agency and other agencies. I mean, it was all something that we agreed needed to be done. And this administration has continued to in some ways slash the funding that was needed for those merged offices.

I just want to make sure that you understand, sir, that a Farm Bill that has no implementation arm out there really causes lots of problems in the country. And so I would encourage you, as you move through this framework and this development of this Farm Bill, to make sure that your departments, implementing departments in the country, are properly funded.

Secretary SCHAFER. And I can assure you, Congressman Boyd, that being from North Dakota, I am aware of the delivery and the importance of the agencies being on the ground, and will be making sure that with the resources we are given, we will deliver that new Farm Bill.

Mr. BOYD. Madam Chairman, thank you for your indulgence.

Ms. DELAURO. Mr. Latham.

Mr. LATHAM. Thank you, Madam Chairwoman. I apologize for not being here earlier. We were trying to keep the lights on here on the leg branch appropriations subcommittee.

Welcome, Mr. Secretary, and congratulations on your appointment and confirmation. And just looking at your resume here, I see you have got Danish heritage, as do I. So maybe we will have some aebleskiver (phonetic) together.

Secretary SCHAFER. I am ready.

Mr. LATHAM. And the guy over here is going, "how do you spell aebleskiver?"

#### HATCH ACT

One thing that has been in the previous administration and this administration's budget every year, and goes nowhere, which it will go nowhere again, is the idea of cutting the Hatch Act funding. And I am always puzzled as to why this continues to be part of budget proposals because it is not going anywhere. I think it would just totally destroy the ongoing type of research that is absolutely critical in agriculture today to be able to plan long-term, to have projects that really are relevant for the future in agriculture.

And I don't know if you have any comments on that. I mean, are we serious about this, or is this something that is just thrown in from habit or something, or what?

Secretary SCHAFER. Well, maybe I could let our Budget Director answer the question.

Mr. LATHAM. Good job. Divert it.

Mr. STEELE. The Secretary wasn't here when these decisions were made, so he needs, probably, some additional information about that.

But Mr. Latham, as you know and you have said yourself today, that we have done this before in prior year budgets and——

Mr. LATHAM. Well, the previous administration, the same thing.

Mr. STEELE. Yes. Previous administrations. And we have a knack of repeating proposals we have done in prior year budgets when we do new budgets, for some reason. We also have a very tight budget this year, as you well can imagine. We had some targets we had to hit.

And so we were trying to see where we could get the biggest bang for the buck in terms of our resources, and over time, we tried to move more money into sort of competitive research funding mechanisms rather than formula funding mechanisms. And our proposals have been consistent in that regard for a number of years now.

And so we again are trying to do that. And so that is one thing we are doing. We are trying to put more money in the competitive side of the equation here, and there is some reductions in the formula funding. It is the way the numbers came out, and we are trying to meet these targets. And I know where you are coming from.

Mr. LATHAM. I hope so because that is where we are all coming from, yes, and where we are going.

Mr. CONNER. If I could, Congressman, let me just say, though, that within our Farm Bill recommendations, we are very strong proponents of research funding. And we have put a lot of money

into our Farm Bill recommendations, some of which is mandatory, I will say to the committee, for high-priority agricultural research.

But Scott is correct in that in terms of this particular request, we have proposed elimination of the earmarks and more of the formula funds being awarded on a competitive basis going forward.

#### BROADBAND LOANS

Mr. LATHAM. Okay. Mr. Secretary, one thing in rural America that has brought a lot of attention is the broadband loans and the controversy about the Department making loans in areas that already have service. And I understand you have got a pretty extensive background, maybe, in this area.

What do you say to the folks that say that we shouldn't be using taxpayer dollars to set up redundant systems that are already in place, and shouldn't we focus on areas that are not served or underserved today?

Secretary SCHAFER. Well, as you point out, I have had some experience in this, both in the public sector as governor and the private sector in the business world. I feel strongly the government has a role in this area, that places that are underserved and unserved are so because of, often, wide open spaces with a lot of geography and few people, where a return on investment just doesn't make sense for the private sector.

And if we look at the parallels of the railroads or the telephone utilities and electricity in the rural electrification and the communications efforts across this country, I believe that broadband application today is in the same area, where we need—where the private sector, having been there, our company could afford to invest only in certain areas where we got a proper return.

Our company was focused on rural areas where the large telecommunications companies didn't know how to deal with markets that were even below three million in population. Some of them got down to a couple of hundred thousand in population. They have no idea how to get the proper return, how to raise the capital, how to get the business put in place in rural areas.

I think the reason for the underserved and unserved area limitation is because we need to focus our dollars where they make sense. And if the conditions are such that private industry has already invested in those areas so there is a service provider there, it doesn't meet the criteria. We need to focus the tax dollars on the places where the private sector won't or can't get involved, and therefore the definitions of underserved and unserved.

Mr. CONNER. Congressman, if I could just quickly add as well, you are probably aware that we have a proposed rulemaking that has been underway that we published the middle part of last year. That comment period is closed, and I suspect probably within the next few months we will be coming out with a final rule that provides this definition of eligible rural communities that will be an update from the current rule. And to begin with, in a few months we will be coming out with that.

Mr. LATHAM. Now, you're talking about communities in millions and, say, a couple hundred thousand. My home town where I grew up and lived was 168 people. We are not talking about hundreds of thousands of people; we are talking about—

Secretary SCHAFER. And that is exactly why where the cost of the technology, depending on the systems you use, a \$200 thousand installation of a radio to deliver broadband in a community of 168 is not going to get you a return that a private investor is interested in. And we need to be able to shore up that effort.

And I would add that I testified as a citizen and a business owner in the rulemaking process to the RUS on this program. I feel very strongly about it. And I believe that the current definition of eligibility on population is 20,000 or less. And those are appropriate focuses to be down in the areas where you are just not going to see the private investment.

Mr. LATHAM. I see I am over time. Thank you, Madam Chair.

Ms. DELAURO. Thank you, Mr. Latham. Mr. Farr.

#### LIGHT BROWN APPLE MOTH

Mr. FARR. I wanted to follow up on that one question I had asked about the light brown apple moth, about whether you would be able to call in the health officials, including the U.S. Surgeon General, to at least review the situation and provide some guidance to the public on the effects. An ounce of prevention will save you a pound of cure.

Secretary SCHAFER. I think that suggestion makes a lot of sense. I would point to the fact that we did an environmental assessment on the applications and chose the appropriate course. And we only use applications that are approved by the EPA.

Mr. FARR. Well they have gotten very difficult because the compound used to mix the pheromone with in order to spray it had been part of that. And it is only the pheromone they looked into. And with lawsuits, then the judge required them to disclose what the ingredients were, which were proprietary information.

And in that whole buildup, a lot of distrust as to the health effects; and, frankly, we have really not had anybody in the health field come out and say, it is okay. It is not going to cause problems. The Department of Health Services in California is taking complaints of health effects, and doctors have been seeing people.

So all we are defending it on is wondering why we got to spray it, and people are—the opinion is, well, they don't care about some nursery stock in some other town or county. Why should they spray my house and my children? And I just think that the public relations on this has been not well thought out. And I would appreciate if we could get together with the Surgeon General or the people in her department about—

Secretary SCHAFER. I met with the California Secretary of Agriculture on this issue last week, and with the same effort of how are we going to handle this. I believe there have been four major lawsuits, and I understand that at least one judge said that there would be a negative impact on the environment—

Mr. FARR. There is. That is not the issue. It is not the issue of lawsuits and how you are going to—it is this leadership responsibility concerning adverse health effect.

Secretary SCHAFER. Yes. And I agree with you, and we will try to generate a group of appropriate people to look at that public health aspect.

## FLEX ACRE PROPOSAL

Mr. FARR. Thank you. I noticed in your budget you want to eliminate the flex acres. I want to just tell you that Congress will kill that, as we always have, because as long as you are going to be able to plant with somebody that has other benefits coming to them, then what you are doing is taking people that have no marketing assistance for their crops, who are all total private sector high risk, and then giving farmers who don't take that same amount of risk, who also have other biofuels and things like that.

It seems to me that this is not a smart way to try to get rid of the commodity program, by allowing people to grow strawberries at the same time that they are taking the benefits from the commodity program.

Secretary SCHAFER. The administration's Farm Bill proposal asks that producers be allowed that flexibility to plant fruits and vegetables and rice, wild rice, on farm program base acres. And that is a direction which we are pursuing.

Mr. FARR. Why?

Secretary SCHAFER. And Chuck, maybe you want to get into how the policy is—

Mr. FARR. Why would you give them that benefit when the other people don't get any?

Mr. CONNER. Congressman Farr, let me just say that our flex acre proposal in the Farm Bill was not the most popular provision that we put out there. And I would be the first to acknowledge that it came up against some strong opposition. We put it forward, honestly, because we have \$5.2 billion of direct payments per year under our current price support programs that are in jeopardy of being considered as trade-distorting if we don't correct this problem.

Mr. FARR. But they would just cut them off. If you want to grow those crops, you just get out of being on the welfare system. Get out.

Mr. CONNER. Well, let me just say that the problem we have is the WTO—and I don't want to overstate this because this is not a formal ruling—but the WTO has raised concerns that by not allowing the planting of fruits and vegetables on those base acres that are eligible for the direct payment—it doesn't have anything to do with whether or not you plant them or not, but by restricting that eligibility, that you are in effect saying to the producer, you can only grow this select group of crops by getting the direct payment.

And by that limitation and saying you must grow these crops, their claim is that that is trade-distorting, and therefore the \$5.2 billion must be counted in that trade-distorting category.

If we end up having to count that as trade-distorting, Congressman, we have got problems with the WTO. And I won't elaborate any more on that. I would be happy to privately walk you through all the details on that. Now, we don't accept this and we have been defending the green box aspect of direct payments.

But I am telling you it is a problem going forward. That is why we have raised the issue. Again, we understand that there is strong opposition to it out there. The key industry group that is pushing this issue is from my home state in Indiana. They have

been given a large pilot project to take care of their concerns in terms of the growing of tomato crops and that.

So we have been looking at this and we have been working back and forth on this. But that is the reason why, is we are trying to avoid a situation where a large chunk of our price support payments could be declared as trade-distorting and would cause us big problems.

Mr. FARR. But you are going to wipe out other farmers by allowing them to do it in just the domestic competition, where you have got ones that have help from USDA and others that have no help.

Mr. CONNER. Yes.

Mr. FARR. The ones that have no help will not be able to meet the market price. I just think it is——

Mr. CONNER. We talked about this at last year's hearing. We did put out that very detailed analysis from the—I believe it was Congressional—not Congressional Research, Economic Research Service, I am, the ERS. And it did show some impact, and we have acknowledged that.

But it is a relatively small impact out there, and it's pretty sector-specific. There are only a couple of industries that are impacted by this very much. And I don't think anyone has disputed that analysis, and we have made that available to the folks as well because I think it is important you have good data before proceeding down this path.

Mr. FARR. Well, whatever you do to try to lift it, I will do to try to stop it.

Mr. CONNER. I understand. We have a full understanding of that, sir.

Ms. DELAURO. Thank you, Mr. Farr. Mr. Kingston.

Mr. KINGSTON. Thank you, Madam Chair.

Mr. Secretary, your budget eliminates some programs and some duplications. Could you give us an example or two of those?

Secretary SCHAFER. Why don't I ask Scott to do that. And while he is looking——

#### BEEKEEPERS

Mr. KINGSTON. While he is looking, let me say something that is unrelated. But we have an issue with the disaster payments to beekeepers, and it has to do with their participation in NAP. And so I think we may have a letter or an inquiry in front of you guys about that, but it doesn't seem to be moving.

So without asking you to agree or disagree, I am just asking you if you can——

Secretary SCHAFER. Check it? Yes.

Mr. KINGSTON [continuing]. Yes, move it along. That would be very helpful. And then I will give you another question, give you another minute.

#### SCHOOL NUTRITION

But this committee has been very interested in school nutrition and nutrition education, and often we found that the USDA does the nutrition formula and then the Department of Education actually tracks it a little bit better.

And it seems to me, and we put report language in the bill last year, that there needs to be some coordination so that you know down the road if a child in the third grade gets some nutrition education and some physical education, how does he look five years later. Is it taking hold or not, or are these just kind of feel-good programs.

MyPyramid, you did talk about the number of hits. But I don't know, they might be hits by USDA employees or providers. You never know. I mean, I know on my own political web page the hits are usually me or my opponent. [Laughter.]

Mr. KINGSTON. Nobody that you are trying to really get to. But that report language was in the bill, and we would probably put that language or similar language in that. And so maybe during the course of the year, before we pass the bill—I mean, in the course of the next couple of months—you could respond to us on some movement in that direction.

[The information follows:]

## Nutrition

The Richard B. Russell National School Lunch Act (NSLA) requires that the nutrition standards for the school meal programs reflect current nutrition knowledge as presented in the latest issue of the *Dietary Guidelines for Americans* (DGAs). The Child Nutrition and WIC Reauthorization Act of 2004 (P.L. 108-265) amended Section 9(a) of the NSLA by requiring the Secretary to issue guidance to increase the consumption of foods and food ingredients that are recommended by the most recent DGAs.

The 2005 DGAs provide more specific nutrition advice than in the past and its implementation will require significant changes in the school meal patterns and nutrition standards. National School Lunch Program (NSLP) and School Breakfast Program (SBP) regulations will need to require that school menus promote the consumption of whole grain foods, fruits, vegetables, and fat-free or low-fat milk or milk products, as emphasized in the 2005 DGAs. These changes would increase the nutrient density of meals and provide the food sources of nutrients of concern for children.

Given the complexity of issues in conforming meal pattern requirements to the 2005 *Dietary Guidelines*, the Food and Nutrition Service (FNS) decided to contract with the Institute of Medicine (IOM) to convene a panel of experts from diverse specialties in child nutrition. This expert panel will provide recommendations to update the meal patterns and nutrition requirements for both the NSLP and the SBP. FNS estimates that IOM will take approximately 24 months to provide recommendations. FNS will then engage in the formal rulemaking process to promulgate a proposed rule that incorporates the IOM recommendations to the fullest extent practicable.

While IOM is working to develop recommendations, FNS is encouraging State agencies to provide technical assistance to School Food Authorities so that they can begin implementing the applicable recommendations of the 2005 DGAs within the current meal pattern requirements and nutrition standards. To support these efforts, FNS will issue updated guidance and a series of nutrition fact sheets to assist foodservice professionals and assist menu planners in implementing the 2005 DGAs.

FNS is also working with the National Food Service Management Institute to create a resource that will allow School Food Service Directors to train their managers and staff on whole grains. We have also entered into a cooperative agreement with Texas A&M University to conduct research to assist food service personnel in providing appealing whole grain products to children.

In addition, USDA is promoting healthful meals, nutrition education and physical activity in schools through the HealthierUS School Challenge. This initiative supports the *Dietary Guidelines* by encouraging schools to offer more fruits, vegetables, and whole grain products; opportunities for physical activity; and nutrition education. Under the HealthierUS School Challenge, elementary schools that voluntarily meet specific criteria are recognized by USDA's HealthierUS School Challenge with gold, silver, or bronze awards. Currently, 203 schools across the country are certified as HealthierUS schools.

Finally, to assist State agencies in their program oversight of nutritional quality of school meals, FNS is currently providing on-site School Meals Initiative Training and Technical Assistance.



## BUDGET ELIMINATIONS AND DUPLICATIONS

And then let me get back to the first question, if you——

Secretary SCHAFER. Yes. Scott.

Mr. STEELE. Thank you, Mr. Kingston. Well, of course, I would start off by saying that a number of terminations in the budget relate to earmark-type programs off the bat, so——

Mr. KINGSTON. This would be White House e-mails?

Mr. STEELE. No.

Mr. KINGSTON. I was just curious.

Mr. STEELE. This would be the White House definition of earmarks.

Ms. DELAURO. Which doesn't apply to themselves. Okay.

Mr. STEELE. Well, it's a one-way, yes. In any case, that is part of it, and we traditionally do that. It is not something new this year, obviously, that we have done.

Another thing that the Secretary mentioned previously in his discussion was we have moved away from some grant programs in Rural Development, per se, and where we have an alternative program that offers the same—not necessarily a duplicate, but a similar type of program, where you have a direct loan program or a guaranteed program.

We have tended to move away from the grant program aspect more to more of the loan programs because we only pay for the subsidy level of the direct loans and the guaranteed loans. And the guaranteed loans have a lower subsidy level than some of the direct programs, so we tend to move—so in cases like single family housing, we had a direct loan program. And so last year we proposed to go to a guaranteed—the single family guaranteed loan program.

Mr. KINGSTON. Well, how about eliminations on things that aren't earmarks?

Mr. STEELE. Well, yes. We mentioned of the RC&D program, which is not necessarily an earmark. It is something that Congress has put in year after year. And we have proposed various alternatives to lower the funding in that program, and given the tight budget, it didn't score very high on our priority list. And last year we had cut it, I think, to \$19 million, and this year we have cut it to zero.

Mr. KINGSTON. Which I think you did—was it two years ago? Was it last year?

Mr. STEELE. Yes. Zeroed out in October. It just comes up as a lower priority for us, and we know there are other ways of communicating our programs to the general public in terms of what programs might be available for them to apply for, through outreach and other aspects.

Mr. KINGSTON. Well, let me ask you this. You know, often administrations do—and I have only worked with two, but I know that they will put in veterinarian fees and fee increases and things, knowing that it is never going to pass, but it kind of is some window decorating for their own budget, and eliminating things which they know Congress is going to build back in it.

But were there any specifics that—hey, you got this program here, and it is so similar to this program here that why not consolidate it? Was there anything like that?

Mr. STEELE. Well—

Mr. KINGSTON. And I will give you an example. One thing on earmark is if we are doing soybean research at an ARS station in Iowa and we are doing one also in Missouri, maybe we shouldn't do it at both places. Did you just randomly eliminate both of them, or did you say, this is good but we certainly should do it in Missouri and not Iowa? They don't even grow soybeans in Iowa, do they?

Mr. STEELE. Maybe Georgia, yes.

Ms. DELAURO. What about the \$13.2 million for Georgia, Mr. Kingston?

Mr. KINGSTON. I am asking. You can—which \$13 million is that? [Laughter.]

Ms. DELAURO. But actually, you and the administration are on the same wavelength. They want to do away with earmarks, but they have got \$13.2 million for Athens, Georgia. And I notice that that is an interest of yours as well.

Mr. KINGSTON. Yes, it is.

Ms. DELAURO. So shall we do away with earmarks?

Mr. KINGSTON. It is an interest of mine, and that was eliminated in the past. So that is what I am asking. I mean, there are no secrets. They are all open for discussion.

But on earmarks, did you find any duplications, or did you just say—

Mr. STEELE. Well, I don't think we did an analysis of all the earmarks. I think it was an across-the-board blanket policy decision.

Mr. KINGSTON. And you know, the one in Athens, Georgia, Madam Chair, is what our proposal is to eliminate; there are four in the country, and to put them all under one roof. And it actually—

Mr. STEELE. You are talking about the poultry lab now?

Mr. KINGSTON. Yes. And it actually does pass the consolidation type question. And I don't represent Athens—

Ms. DELAURO. It is an earmark.

Mr. KINGSTON. But I don't represent Athens, Georgia, either. I want to make sure you know that.

Ms. DELAURO. That is okay.

Mr. KINGSTON. Although it is a—

Mr. STEELE. We are patterning after the one in Ames, Iowa.

Mr. KINGSTON. So what I'm hearing, though, is we haven't found something—for example, I know in another bill at another time, I read somewhere where the Federal Government actually has 72 different jobs programs. I don't know if that is accurate. This was five or six years ago. And it would appear to me that there would be plenty of room for consolidation of 72 programs with the job title, that some of them could have been consolidated.

Did you see anything like that?

Mr. STEELE. Well, I would say that it is hard. There is always a constituency for all these programs. And I think in the Rural Development area, we have a large number of small programs that could be combined into something—a more general type of a program.

The Business and Industry Loan Program does cover some of the same kinds of constituents and applicants that some of the other smaller RD programs do cover. So we have shifted more towards this B&I industry loan program rather than doing some other smaller loan programs that we had available.

So that would be an example. And I think some of the stuff in the conservation area as well—we have a number of different conservation programs that could be combined into a bigger program. I think some of our Farm Bill proposals head in that direction. I don't know. Maybe, Chuck, you might—

Mr. CONNER. Well, I mean, Congressman Kingston, I think one of the examples that you are looking for here, and frankly, it is one that is very controversial with this committee, is the Commodity Supplemental Food Program. And the Department is in no way suggesting that the people that are currently benefitting under the Commodities Supplemental Food Program should not receive food assistance.

But we do think, as opposed to having a yet third program, that a better and more efficient way of running that program is for those people to be participating in the very large Food Stamp and WIC Programs as well. And so this is an example where again—and I know this is controversial—

Mr. KINGSTON. Well, it is controversial. But that is why we came to this town. So it is a legitimate discussion.

Mr. CONNER. And that is the reason. I am not in any way suggesting those people aren't qualified and eligible, but believe that there is a better program and a more efficient way for us to serve those same people.

Mr. KINGSTON. Well, I would like to see your reasoning on that if you have it, even though it is more of a authorizing question, and also, if WIC should be combined with it. I do see that you got a lot of poverty brokers who are protecting their own job and not necessarily putting the need of the recipient first.

[The information follows:]

#### COMMODITY SUPPLEMENTAL FOOD PROGRAM

The Commodity Supplemental Food Program (CSFP) is not a nationwide program, operating in parts of 32 States, in the District of Columbia, and through two Indian Tribal Organizations. CSFP benefits and target populations largely overlap with the Food Stamp Program (FSP) and the Special Supplemental Nutrition Program for Women, Infants, and Children (WIC). The Administration believes the needs of the CSFP population are best met by encouraging that population to participate in our core nutrition assistance programs: FSP and WIC.

#### CONSERVATION RESERVE PROGRAM

I want to switch gears on one other thing, CRP. Would you support allowing, at a point of the tree growth, allowing people to harvest pine straw on the CRP program? And I think they cannot do it now. There is a nutrient question in the first five to ten years of the growth of the pine tree. But after that, it seems like they ought to be able to contract with a pine tree for harvest.

Secretary SCHAFER. I will say I know nothing about that.

Mr. KINGSTON. You don't have that in North Dakota? [Laughter.]

Mr. CONNER. If I could, Congressman, I think that generally speaking, and this is reflected in our own Farm Bill recommenda-

tions, we support greater economic use on certain CRP ground, particularly as it relates to potentially using that product from that land for biofuels production.

And we have, I think, shown that we believe that there can be the benefits of CRP, but if managed properly, also some energy benefits that come off of that very same land, sort of a win/win situation, wildlife as well as energy.

And I think, generally speaking, I am somewhat familiar with your situation with the trees, and I think it falls into that category of, in the future, we need to be looking at managed economic uses that also preserve the benefits of the CRP.

Mr. KINGSTON. All right. Well, thank you. I yield back.

#### IMPROPER PAYMENTS

Ms. DELAURO. Thank you very much, Mr. Kingston. There are about 473,000 people who are the beneficiaries of this supplemental program. Let me just mention this to you in terms of duplication because I think it is interesting. USDA cannot assure that it is not making improper payments to individual or entities. This is GAO again, I don't make up the numbers, I could not make this up: From 1999 through 2005, USDA paid \$1.5 billion in farm payments in the names of 172,801 deceased individuals, either as an individual recipient as a number of an entity. Of this total, 40 percent went to those who had been dead for more than three years, 19 percent of those dead for more than seven.

Most of these payments were made to deceased individuals. I could go on. Do you want to talk about duplication and consolidation and eliminating programs? I sometimes wonder. In 2006, USDA admitted it made \$2.8 billion of improper payments to farmers. Do you mean we cannot deal with the technology to address that issue and save taxpayers' money, if you want to save money. We are on the same wave length, maybe we have different pieces of it.

#### FSA COMPUTER SYSTEM

But let me just get to another issue which addresses this issue of overpaying and duplication, which are the FSA computer. We have talked about it at length because it is about the delivery system, it is about the various payments, et cetera, and this computer system, we renewed it in January 2007. It was inoperable for a period of one month. And the Secretary again testified before this subcommittee on the computer problems. Breaking Point focused particular attention on this.

Last week, we delivered our business plan for revamping the FSA computers. We expect approval of the court order and resources are going to be substantial. The Farm Bill would probably have to address the issue but it needs to come ahead of the Farm Bill just to get the current problems worked out, your responses? Thirty seven and half million in a supplemental last spring for the network because it needs to be in place for database application stabilization and the other needs. We have provided resources again addressing the problems, but we have yet, Mr. Secretary, to get a business plan for our budget request for the near term or the long-term plan.

Let's talk about the Farm Bill for a second; have people met with the authorizers to request funding in the Farm Bill? What is the status of the business plan for the IT issue in the Farm Bill as a first question?

#### IMPROPER PAYMENTS

Mr. SCHAFER. Madame Chairwoman, if I may back up just to the issue of making payments to dead farmers. I would point out that often farm programs are contractual between the U.S. government and farm and ranch owners. And that the death of a recipient does not mean that we do not have obligations with contracts for the estates and things like that. So while the land may remain in ownership of a family member, the payment goes to an individual that is named in the contract. Those need to be sorted out with the estate. They often take a long period of time, and I think the bigger issue here was the FSA field offices were likely delivering that program inconsistently.

Ms. DELAURO. They make mention of that but there is not a process in essence to deal with—

Mr. SCHAFER. Right.

Ms. DELAURO [continuing]. The entities, if they are being paid for two years, for one year, for whatever it is. So there isn't again a system in place in which to try to deal with the inequities.

Mr. SCHAFER. My point is that just because the GAO says that they were improper payments does not make them improper. And we believe that in many cases, those payments were proper, maybe the wrong name, it might have been an extended estate deal. It might have been a contractual relationship that we were obligated to pay. But we very much take this to heart and are concerned about making sure that taxpayers' dollars are spent wisely and appropriately.

Ms. DELAURO. Well, but it says here again in GAO, I'm sorry to interrupt you, for example, over one half of the 1.1 billion entities from 1999 to 2005, in one case specifying a member of an entity deceased in 1995, over \$400,000 in payments for 1999 to 2000. USDA relies on the farming operation's self-certification that the information provided USDA is accurate. Operations are also required to notify USDA of any changes, such as the death of a member. Such notification would provide you with the current information. It is complex, but we do not have systems or processes in place that deal with the complexity so we do not deal with duplication.

#### FSA COMPUTER SYSTEM

Now, we have also talked about in the conservation portion of your budget, again the Farm Bill talks about conservation, talk about a high priority for conservation, and yet we are going to look at—this gets to the point of management as well, the budget cuts of \$136 million for NRCS and 1,440 staff years from NRCS that have been cut in 2009. In the aggregate, these numbers include a number of programs that the budget eliminates that did not directly impact the Farm Bill program, but if you just take a look at this, these are the main efforts to provide technical assistance for people in the field to budget is going to seriously impede the ability

of trying to address what services are going to have to be supplied to people from the Farm Bill. And that would seem to me to be—we have asked again and again and again I said in a short-term/long-term, we provided money on an immediate basis for the computer systems. I was in Kansas with my colleague Jerry Moran looking at the system there, which are a problem, so that it is about the service delivery, whether it is computers, whether it is the ability to deal with what NRCS has to do, there is a disconnect between what we lay out for the future and what the budget document reflects, and I do not know how you are going to be able to——

Mr. SCHAFER. Well, let me say this, we were very appreciative last year when we had the problem in the FSA offices of program delivery that your committee supported additional resources to fix that problem. Those dollar resources went to hardware servers, hardware type assistance that we needed to fix. And I would also point out that while we fixed the hardware side of things, we still have modernization to do in the software applications.

Ms. DELAURO. We understand that with regard to the computers it is about \$456 million to do this. I do not know if that is accurate.

Mr. SCHAFER. Well, what we know is not accurate; is any estimate in the hardware delivery system is going to be more. IT is always in a cost overrun.

Ms. DELAURO. How do we pay for this?

Mr. SCHAFER. It is hugely expensive.

Ms. DELAURO. How do we pay for this?

Mr. CONNER. If I could, Madame Chair, let me just say in terms of the expected cost, I am advised here, literally just now, that our total MIDAS implementation costs \$305 million.

Mr. SCHAFER. As you know as well, I would just add that for the Chair's sake——

Ms. DELAURO. Is that based on a plan because GAO also intimated that there was not a plan? Where is the plan? Where again is the plan? We said, "Here is the money, get us a plan for us to take a look at." We wound up—I cannot remember what the agency was, but we spent \$25 billion someplace and then it could not interface with somebody within the agency, it could not interface with somebody else's set of computers.

Mr. CONNER. Madame Chair, I think you would see that the record from our testimony last year, I was fairly critical what the agency, how we had performed in this way. We do now have a business plan in place. That business plan took a long time to develop internally. It is done, it has been approved by the Office of Management and Budget. I believe that was done around the first of December. I am not sure what the process is here, Madame Chairman, but you all should have a copy of that business plan. And if you do not, we will attempt to rectify that situation immediately because that has now cleared through USDA, cleared by OMB. We for the first time believe we have got the business case and the business plan on really how to proceed here, and that has been something we have been demanding on the management level within the agency for a long time and have been frustrated by, to be real candid.

Ms. DELAURO. Well, \$305 million, \$456 million, I do not know where we get the money.

Mr. CONNER. We will get that plan to you. I am advised that if it is not here, we will make sure.

[The information follows:]

#### FSA COMPUTER SYSTEM BUSINESS PLAN AND TIMETABLE

The business case for the effort to modernize farm program delivery systems known as Modernize and Innovate the Delivery of Agricultural Systems (MIDAS) has been approved by OMB and a project manager has been hired. Two small management contracts for business process mapping and project planning have now been awarded. A request for proposals (RFP) for the initial major phase of the project for acquisition of software and integration services is under review with a target of awarding a contract in FY 2009 assuming funding can be secured in 2008. A second major contract required for hosting the system would be awarded six to twelve months after the software contract is awarded. The project is planned to be largely completed about 2 years after awarding the software acquisition and integration contract. However, total time required for full completion could take from 2 to 4 years.

The business case will be provided to the Subcommittee staff at a meeting to be scheduled during March.

Ms. DELAURO. But there is no—if I do not ask the question, where is the request if this is important? Not “if” it is, it is critical. It is critical for the farm service agents, what they do. It is going to be critical when the Farm Bill gets passed and what NCRS is going to be able to do. It is critical in order for you to maintain your budget integrity and of duplicates of payment. I look at all kinds of things that come down the pike that show us we are going to avoid the duplication here or avoid the duplication here but there is no mechanism, no infrastructure in place to avoid that, so it goes on and on and on. And I do not know if the GAO recommends that we go and get the \$75,000 that was overpaid or this or that. Honestly, obviously we will say they will forget about it after a while because there are other things that we are doing, but if you want to take a look at saving and cutting back on spending, there are some real places to go before we begin to cut the commodity supplemental food program which appears to work or the community facilities program, which these communities rely on. That is my point.

Mrs. Emerson.

Mrs. EMERSON. I will change the subject, although quite frankly I would like to continue on that subject, and I will say that obviously when you have got so many computer problems, and we are going to get a new Farm Bill written here, just putting the software together to implement the new Farm Bill is going to be mighty scary. So it will be very useful us to see the plan, the business plan and your timetable for total deployment.

#### DRIED DISTILLERS GRAIN EXPORTS

Secretary Schafer, all of us in Congress and the administration have made a commitment to increasing domestic renewable fuel production. Obviously, you worked very hard on your end when you were in North Dakota. Obviously, too, this is going to require increased Ethanol production over the near term and rapid development of cellulosic Ethanol. I believe that it is pretty clear, well, we can all pretty well agree that there has been an impact on the cost

of feed for livestock because of this. And I read with some note that we export a large portion of the dry distillers' grains, the DDGs, while US via survey indicated that only 30 percent of domestic feeding operations are considering utilizing those DDGs, so the question is what are you all doing to increase the adoption of dry distillers' grains? Is it an educational challenge? Is it logistical? Is there something that we in this committee can do to help?

Mr. SCHAFER. Well, logistical issues are one of the problems, and we have examples of where feed lots are being—background lots are being put together or close to Ethanol facilities so that distillers' grain can move correctly. I do not at this point in time do not have identified any particular issues or public policy requirements that we would need to pursue the higher use of distillers' grains. I can assure you from speaking with industry that the Ethanol industry is very interested in keeping healthy livestock operations out there as a market for these distillers' grains, and I am aware of the private programs to sell this byproduct.

Mrs. EMERSON. Right.

Mr. SCHAFER. But I guess as a direct answer, I am not sure that we have any particular direction to put on the table to say we need help with this. We are aware of the issue and are making sure that the distillers' grain out there is mold free and E. Coli free and things so it is a proper cattle feed.

Ms. DELAURO. Mrs. Emerson, let me just interrupt for a second because we have three minutes left on a vote, so I wanted to mention that.

Mrs. EMERSON. I see.

Ms. DELAURO. Okay, because we are going to have a vote and come back.

Mrs. EMERSON. Okay, well, I guess I then will not ask my next question because we have to run, and I will submit it for the record. Thanks.

Mr. SCHAFER. Thank you.

Ms. DELAURO. We will adjourn for the moment.

[Recess.]

Ms. DELAURO. The hearing is called to order. I thank you and beg your indulgence. I did not realize there would be five votes. We have a procedural motion, so we will finish quickly with remaining questions.

#### NRCS AND FSA COORDINATION

Mr. Secretary, as I mentioned to you when we were in the hall, I am going to send some information to you with regards to NRCS and the FSA coordination communication issue, which appears to be a serious issue in terms of its implication for policy in this coordination of effort that we were talking about. And there again there is the information that exists from if there is an IG report or a GAO report which spells out what some of the issues are. So let me get that into you for the record.

Mr. SCHAFER. Thank you.

#### IMPORT SAFETY

Ms. DELAURO. I want to ask about the action plan for FSA. Deputy Secretary Conner, when the plan was released, you said,



“USDA looks forward to working with our federal partners and stakeholders to make the plan’s recommendation a reality. In so doing, we will bolster the state’s product.” In the report, USDA is mentioned about 27 times and was given some 15 separate assignments to deal with in terms of the import safety issue. This was a very high profile administration plan, and it comes to the level of the highest officials in each agency to take responsibility for it. When I look at the news page of [www.importsafety.gov](http://www.importsafety.gov), the only two press releases since the November release of the plan relate to the FDA. It does not look like there were any other actions mentioned or agencies mentioned, but I really want to try to ascertain what USDA is doing in terms of its import safety plan, your plan, going forward on your assignments and what the interaction with agencies are and meetings, et cetera, and how are you going to respond to the assignment?

Mr. CONNER. Congresswoman DeLauro, let me just say that I think we will have to supply for the record for you, you mentioned the 50 action items——

Ms. DELAURO. Fifteen, 15 action items, 27 references to USDA and you have got 15 assignments.

Mr. CONNER. I think probably the best would be for us to supply that for the record for you. I think as we talked yesterday in your office, one of the outgrowths, if you will, of the import safety working group was really a greater emphasis, if you will, upon the notion of keeping products that we do not want in this country out of our borders. And I think our system in the past has relied too heavily upon finding it at the borders and stopping it at that point, and obviously our ability to put enough resources at the border to see that level. And I think our food imports in this country are in the \$60-plus billion range, record high quantities of imports in addition to record exports, so you are just not going to see that much product. And so the emphasis of the working group was really to sort of go at the point of origination for much of our food supply and work with those countries and those companies for certification and auditing requirements so that product that we do not want in this country never gets on its path toward coming to this country. Not to say that border de-emphasized but I think the key enforcement is to go to the country of origin and have the food safety measures in place so that this product is safe when it starts to head to the U.S. In a nutshell, that sort of summarizes the general intent of the Import Safety Working Group. Again, we will be happy to supply the details.

Ms. DELAURO. That would be very, very helpful in terms of where USDA is and obviously when FDA comes up, I will talk to them about their responsibility.

Mr. CONNER. Yes, absolutely.

[The information follows:]

**ACTION PLAN FOR IMPORT SAFETY  
U.S. Department of Agriculture**

Status Report

BACKGROUND

On November 6, 2007, Secretary Leavitt delivered the Import Action Plan for Import Safety to President Bush. The Plan puts the Nation on the verge of a major transformation in the way we view imported consumer products and assure their safety. The Plan was developed following a careful examination of import product safety issues, and it contains 14 broad recommendations and 50 short and long term action steps that will enhance the safety of imports entering the United States for the 21st Century.

For each of the Action Plan's recommendations that pertain to the Department's operations, USDA has identified Implementation Leads. Implementation Leads are responsible for working with appropriate staff within USDA, as well as participating in relevant working groups with other Departments and agencies, and submitting implementation information to the Office of Management and Budget (OMB) and the lead agency for each recommendation and action step.

The recommendations and specific action steps that will likely require collaboration among relevant Departments or agencies have been identified, and lead agencies have been assigned. The lead agencies will be responsible for convening and leading a working group to devise an implementation plan for their assigned recommendation or action step.

OMB will convene a short-term Interagency Working Group to respond to questions on the implementation plans. OMB will work with agencies to ensure steady progress in completing specific actions needed to implement recommendations included in the plan.

OMB and National Security Council will review progress and work with agencies to identify challenges and potential solutions to implementing plans. In addition, a subgroup of this Interagency Working Group will meet to demonstrate how each Government Accountability Office high risk food safety issue is being addressed by the import safety action plan, Food and Drug Administration (FDA) food protection plan, or a separate agency plan. Where a high risk issue is not covered by an existing plan, the Food Safety Subgroup will work to develop a specific plan with milestones. To facilitate agencies' completion of the implementation plans, informal interagency working groups will continue to meet as needed to resolve outstanding issues.

## **Status of Recommendations**

### **Recommendation 1—Create New and Strengthen Existing Safety Standards**

These action steps are specific to the Consumer Products Safety Commission (CPSC) and Health and Human Services (HHS)/FDA so there is no active involvement by USDA.

### **Recommendation 2—Verify Compliance of Foreign Producers with United States Safety and Security Standards Through Certification**

These action steps are specific to HHS/FDA, CPSC, and the Department of Homeland Security (DHS)/Customs and Border Protection (CBP). The Food Safety and Inspection Service (FSIS) requires official foreign health certificates to accompany shipments exported to the United States from approved foreign countries.

### **Recommendation 3—Promote Good Importer Practices**

#### **3.1 Develop Good Importer Practices**

- HHS/FDA, as lead agency, will conduct a joint meeting with all relevant agencies on Thursday, March 6. FSIS, as representative for USDA, will participate in this call.
  - FDA will draft umbrella guidance which will be circulated for comment by work group participants.
  - FDA will also circulate Department of Transportation and Canada's import best practices for consideration by the work group members.
- Once the initial meeting is held, FDA will schedule a follow-up meeting to discuss next steps, once comments are received on the draft document.
- FSIS will pursue parallel guidance for importers responsible for meat, poultry, and egg products by establishing a work group with importers, brokers, and official import establishment managers, including eligible sources of product, relationships with foreign establishments and relationships with U.S. production establishments, wholesalers, and retailers.
- FSIS will develop a training program to coincide with the release of FSIS Public Health Information System (PHIS), which will interface with CBP's Automated Commercial Environment (ACE)

### **Recommendation 4—Strengthen Penalties and Take Strong Enforcement Actions to Ensure Accountability**

#### **4.1—Amend the Food and Drug Cosmetic Act, Federal Meat Inspection Act, Poultry Products Inspection Act, Egg Products Inspection Act, and Consumer Product Safety Act to include asset-forfeiture remedies for criminal offenses.**

- The Department of Justice, as lead agency, has circulated draft legislative language for relevant agencies comment. FSIS and USDA/Office of General Counsel reviewed this draft and comments were provided.

### **Recommendation 5—Foreign Collaboration and Capacity Building**

USDA/Foreign Agricultural Service is designated as the USDA implementation lead, and is working with the State Department (lead agency) on the long-term initiative to refine mechanism to share food safety information with key counterparts.

**Recommendation 6—Harmonize Federal Government Procedures and Requirements for Processing Import Shipments (Common Mission)**

- DHS/CBP, as lead agency, outlined a strategy to coordinate implementation of plans by each agency that will cross over to "common mission" during a conference call held in February 2008. A follow-up meeting has been set up for March 7, 2008, to discuss CBP, CPSC and FDA's draft implementation plans for this recommendation.
- FSIS specific initiatives include expanding continued cross-training programs for agencies involved with imported products (Animal and Plant Health Inspection Service (APHIS), CBP, and FDA) and the exchange of information on non-compliance of FSIS regulated products, including importers of record, with APHIS, CBP and FDA
- DHS/CBP will facilitate a multi-agency meeting on Friday, March 7. FSIS will represent all USDA agencies at this initial meeting. Discussion will involve how to move forward to harmonize day-to-day operational procedures, develop a strategic plan for rapid response, co-locate border officials where possible, and leverage Federal resources to prevent unsafe products.
- Presentations will be made by each Department (USDA is scheduled for Thursday, March 20 to provide a better understanding of each agency's (Department) mission, role and port of entry responsibilities (for both day-to-day as well as any rapid response mechanisms currently in use). FSIS is coordinating with other agency contacts on this presentation.

**Recommendation 7—Complete a Single-Window Interface for the Intra-agency, Interagency, and Private Sector Exchange of Import Data**

- USDA submitted the implementation plan to interface with CBP's ACE/ITDS to OMB on November 12, 2007.

- Each USDA agency is participating in in-depth discussions with CBP to complete business requirements, standard data elements, and interface functionality to enable connection with ACE (January-April 2008).
- The FSIS PHIS will enable the interface when deployed.

#### **Recommendation 8—Information Gathering**

These action steps are specific to the DHS/CBP so there is no active involvement by USDA.

#### **Recommendation 9—Expand Laboratory Capacity and Develop Rapid Test Methods for Swift Identification of Hazards**

9.2 Increase the capacity and capability of Food Emergency Response Network (FERN) laboratories by developing and validating methods to increase the number of chemical, radiological and microbial threat agents that can be rapidly detected in food as well as broadening the reach of the methods to allow foreign laboratories to provide information.

- FSIS will identify expanded listing of chemical, biological and microbial threats for import products
- FSIS will identify FERN Cooperative Agreement projects/laboratories that will develop and validate methods for an expanded threat agent list in order to expand capacities and capabilities to test a broad range of threat agents.
- FSIS will broaden the reach of the methods by incorporating ties with the Department of Defense (DOD) program support, reagent sources, methods and first responder capabilities, which will create a need to renew reimbursable agreement with Critical Reagent Program.
- FSIS will assure that foreign labs can utilize methods by adherence to International Organization for Standardization laboratory standards and ties to DOD first response capabilities on foreign soil. Includes site visit to DOD first responders and food testing labs abroad.

9.3 Develop rapid test methods for pathogens and other contaminants to ensure that test results are quickly available at ports-of-entry for determining whether or not a product should be admitted into the United States.

- Assure validity of rapid tests and relevant meaning of test results in mobile versus confirmatory laboratories. FERN and Cooperative Agreement Projects are designed to compare and verify results from mobile units and established FERN labs

**Recommendation 10—Strengthen Protection of Intellectual Property Rights to Enhance Consumer Safety**

These action steps are specific to the Department of Commerce so there is no active involvement by USDA.

**Recommendation 11—Maximize the Effectiveness of Product Recalls**

These action steps are specific to the CPSC and HHS/FDA. Though there is no active involvement by the USDA, FSIS is participating in meetings organized by HHS/FDA to ensure harmonization and consistent practices as mandatory recall authority is pursued by FDA.

**Recommendation 12—Federal-State Rapid Response**

USDA/APHIS is designated as the USDA implementation lead, and is working with the CPSC (lead agency) on the long-term initiatives to strengthen the coordinated efforts between federal and state to exchange information.

**Recommendation 13—Expedite Consumer Notification of Product Recalls**

USDA has not designated an implementation lead for this recommendation; however, FSIS is participating in meetings organized by HHS/FDA to ensure harmonization and consistent practices.

**Recommendation 14—Track-and-Trace**

USDA/APHIS is designated as the USDA implementation lead, and is working with the HHS/FDA (lead agency) on the long-term initiatives to develop best practices for the use of electronic track-and-trace technologies.

## FOOD SAFETY

Ms. DELAURO. Let me as a follow-on to that question, and I just say to this to you, Mr. Secretary, I know you are new and last January the GAO did issue a report, which listed our food safety as high risk. I do not know if you have had a chance to see that report yet. If you have not, I urge you please to do so because there are so many implications that follow from what that report has laid out. And the USDA Inspector General added food safety to her list of major management challenges that face the Department as well. We have asked for a report, the House and Senate subcommittees have asked for a report from USDA and the FDA as to how they intend to respond to that effort, and I look forward to reading those. To be very honest today, we have not had the FDA or USDA specifically respond to some of the pieces that GAO laid out of a year ago. I think it is an important report, and I think it describes a lot of what our interests are.

Mr. SCHAFER. Very good, yes.

[The information follows:]

## GAO HIGH RISK LIST

The GAO high-risk listing of food safety activities is very broad and concerns the overlapping authority for food safety activities among FSIS, the Food and Drug Administration (FDA), national Marine Fisheries Service, the Environmental Protection Agency, and the Department of Homeland Security. It also recommends that Congress enact uniform food safety legislation. FSIS is working with the other agencies to determine the best approach for addressing the weaknesses identified by GAO.

Ms. DELAURO. Mrs. Emerson.

## DRIED DISTILLERS GRAIN RESEARCH

Mrs. EMERSON. Thanks, Madame Chairman. Let me go back to this DDGs issue that I had to kind of leave for a vote. If we are exporting 70 percent of that to Japan and Europe, it still seems to me that there is something missing here because logistically, we obviously in some instances have a logistics problem, but on the other hand, I have to believe there is in many cases an educational problem too. And I do not know if there is something that you all can do through FSA or even with our NRCS folks who work with the livestock guys a lot, something that we can do to start trying to keep some of that here and trying to do something also simultaneously that is going to abate the high cost of any kind of feed for our livestock?

Mr. SCHAFER. Well, we have—and Chuck can talk too here—we do have money in the budget for some research on the benefits of using distillers' grains as a feed. And of course all that is included in the research is the communication of the findings.

Mrs. EMERSON. Right.

Mr. SCHAFER. And, Chuck, if you want to elaborate more?

Mrs. EMERSON. Even through our extension services.

Mr. SCHAFER. Sure, yes, exactly.

Mr. CONNER. I think most of that funding is included in the funds for the Agricultural Research Service, mainly those dollars are used for feeding trials because, obviously I think you are

aware, that different species react differently to different concentrations.

Mrs. EMERSON. Right.

Mr. CONNER. And this is kind of a new field, and so we have been doing a lot of that feeding trial research just to figure how much, for example, DDGs can be fed in pork without it impacting the—

Mrs. EMERSON. Digestive systems.

Mr. CONNER [continuing]. Digestive system as well as the consistency of the meat itself. So I want to say the figure is \$6.9 billion, it sticks in my mind, but I may be off on that, but there is money within the ARS budget for that purpose and has been prior to this as well.

Mrs. EMERSON. So we have actually done research, we have started research on this. For how long has it been ongoing, do we know?

Mr. GLAUBER. We had a co-op in South Dakota state doing some things on the sorts of things to make DDGs more edible for non-ruminants.

Mrs. EMERSON. Or figure out how to mix it with XY and Z.

Mr. GLAUBER. Yes, and I think that export figure is going down. The industry is transforming so rapidly, and we are beginning to see I think—

Mrs. EMERSON. But is the information from the research getting out to the population who would benefit from knowing that you take 20 percent of this or 10 percent because obviously it is great to have the research and if we have some conclusive results, surely we would want to tell somebody or why would we be spending the money for it?

Mr. CONNER. I am not sure I can answer that directly, Congresswoman. I can only give you anecdotal evidence and that is there are people feeding DDGs today who two years ago would not have imagined ever doing so, and obviously there is the factor of the economics of that. But I think our information is getting out there and again that figure—I think that export number is coming down pretty dramatically as our producers are demanding—

Mrs. EMERSON. Well, it would be helpful, and if you do keep those statistics, I would be curious to know what that is.

Mr. CONNER. We will do that.

[The information follows:]

#### DRIED DISTILLERS GRAIN

Exports of industrial co-products of corn (including corn gluten feed and meal and dried distillers grain) have fallen slightly (6 percent) from FY 2006 to FY 2007 largely due to reduced demand by the European Union for corn gluten feed. However, the demand for DDG has surged, virtually doubling in just 2 years and up 50 percent from FY 2006 to FY 2007 as Mexico, Canada, and Asian countries seek cheaper feed ingredients compared to corn and U.S. supply expands with more ethanol production.

#### RENEWABLE FUEL STANDARDS WAIVER PROCESS

Mrs. EMERSON. A week ago today I guess the corn futures on the CBOT fell based on the rumor of RFS waiver and given the impact that such rumors can have on the price farmers receive, I would



be interested in knowing whether or not you all have any input into that decision to implement an RFS waiver?

Mr. SCHAFER. No idea.

Mrs. EMERSON. Chuck.

Mr. SCHAFER. Yes, Chuck.

Mr. CONNER. Yes, I think we actually talked about this yesterday, Congresswoman, just to be clear on this because the statute took so many different turns. But, yes, USDA is actually involved in the legislative consultation process. We are required to be at the table when decisions are made by statute is my understanding.

Mrs. EMERSON. And so those consultations have begun?

Mr. CONNER. I am going to let Joe—I apologize for passing on this one.

Mr. GLAUBER. I know there is a process. We have been in contact with EPA on a whole variety of issues but on the waiver issue, yes.

Mrs. EMERSON. So how does that whole thing work as a process? How does the process work? I'm just curious.

Mr. GLAUBER. Yes, well, the cases are brought before the parties.

Mrs. EMERSON. Right.

Mr. GLAUBER. This is not just EPA but also USDA and DOE. And without commenting on the decision-making itself, a variety of factors are looked into to include availability to all of the issues that Californians raise, whether or not those are valid concerns.

Mrs. EMERSON. And that group of three, if you will, then says yea or nay?

Mr. CONNER. Just for clarification, these are petitions from the state.

Mrs. EMERSON. Right.

Mr. CONNER. And I think you know that.

Mrs. EMERSON. Right.

Mr. CONNER. I think by statute EPA is the—

Mrs. EMERSON. Lead agency.

Mr. CONNER [continuing]. Overseeing or lead agency, there you go, lead agency, and it is in consultation with ourselves in both departments and then they get the final.

#### MCGOVERN-DOLE FOOD FOR EDUCATION PROGRAM

Mrs. EMERSON. Can I ask another question? How long have you been in the post now?

Mr. SCHAFER. Two weeks.

Mrs. EMERSON. Two weeks, yes. Are you familiar with the McGovern-Dole Food for Education Program?

Mr. SCHAFER. I believe I had a quick briefing on that.

Mrs. EMERSON. It is a great program, and we are grateful that we had \$100 million to spend on it last year. In essence, it allows us to feed, particularly young girls, but kids going to school in very difficult circumstances where girls do not traditionally go to school. I believe, quite frankly, that it probably helps if you are able to feed a child as opposed to having a runaway or a terrorist group come in and say, "I will take your child to school, and I will feed them so you do not have that burden," that we are doing a great service with the McGovern-Dole. I guess you could call it a "soft power" type of issue but needless to say it is very, very important.

I know that the World Food Program and some of the NGOs are really concerned because it is more expensive now to not only transport our feed grains and other commodities and because of that we are going to be able to reach fewer people. I do not think there is any doubt that if you talk to USAID, as well as to the USDA folks who participate, that this program has made a huge difference in people's lives. And we actually graduate countries from it, and they have been able to fulfill some of the prerequisites, if you will. But I am worried because the administration basically put in their budget the same amount of money but yet, at least as Josev Sharon told me when I talked to her maybe 10 days ago now, that they had 20 percent less product to give out, and so we are not reaching that many people. I do not know, do you think there is any way that we can work together to mitigate the harm in what is now a diminished contribution on the part of the United States, even though it is the same amount, it is obviously 20 percent less people that we can reach? Is there some other way we can kind of fill in a backstop or use other programs and kind of rearrange the budget so that we are able to not cut back on the number of people?

Mr. SCHAFER. Should we ask our budget master here?

Mrs. EMERSON. I do not know, do you have any idea? Our money is just not going as far so \$100 million last year is worth \$80 million this year, and so it is problematic because this is such an important program.

Ms. DELAURO. Will the gentlelady yield for one second on that?

Mrs. EMERSON. Yes.

Ms. DELAURO. I do not know what your view is, Mr. Secretary, on making McGovern-Dole a mandatory program? It is currently obviously a discretionary program. In the House bill, the—

Mrs. EMERSON. Yes, we obviously would very much like it to be a mandatory program.

Ms. DELAURO. So I do not know what your view is?

Mrs. EMERSON. So anyway the question is since we have less money, and if our committee is able to plus that up, that is a lot of money, what can we do?

Mr. SCHAFER. As you mentioned, there is \$100 million in the bill for the program in our recommended budget and that covered about three million children, I believe, in the last year. Our anticipation is we can with the \$100 million in the budget approach that same number even with higher transportation costs, et cetera. One of the ways that we believe that we can impact this is through commodity credit corporation sales. Two days ago, we sold \$65 million worth of grain, wheat specifically, at a good price. And we are going to take 80 percent of those dollars and get them into food banks and community food programs and nutrition programs not only here but internationally.

Mrs. EMERSON. So you think you are supplementing or backstopping that?

Mr. SCHAFER. Correct. And actually we are working on a program that would infuse communities as recipients for matching programs to again leverage the strength of the USDA commodity programs to provide more food and nutrition.

Mr. CONNER. Those commodities would be distributed specifically to McGovern-Dole as well.

Mrs. EMERSON. Oh, they would be, so they would be earmarked. Is that pretty easy to do since it is coming from a different pot, if you will?

Mr. SCHAFER. We probably better get the experts commenting on that.

[The information follows:]

#### McGOVERN-DOLE

USDA is working to maintain the number of beneficiaries it has been serving under McGovern-Dole through innovative actions like the "Stocks-for-Food" program, which was extremely successful during FY 2007 and is being continued in FY 2008. To offset part of the increase in commodity costs, in July 2007, former Secretary Johanns authorized the exchange of uncommitted Commodity Credit Corporation (CCC) owned bulk commodities for finished food products that can be programmed under McGovern-Dole and several domestic food assistance programs. During FY 2007, the Stocks-for-Food initiative provided additional food products to McGovern-Dole of almost \$10 million. USDA did not initiate new program grants but rather was able to maintain the level of recipients at more than 2.5 million children. The initiative is being continued during FY 2008, and McGovern-Dole is expected to receive approximately \$10 million of additional commodities this year.

Mrs. EMERSON. Alright.

Mr. SCHAFER. I do not know whether it is easy or not but it is obviously necessary to get that——

Mrs. EMERSON. Well, I would be grateful if we could get a little information just like programmatically how you are going to make that work because this is such a success story and this is one of the good things that our country does, and it is so important that we continue using these types of programs to help people like us a little bit better. Alright, Madame Chair, I am out of time, sorry.

#### FOOD SAFETY

Ms. DELAURO. Very, very good question. Again, there are so many areas in this subcommittee where there is bipartisan support for efforts, and this is clearly one of them. I mentioned food safety before, Mr. Secretary, it is obviously an issue near and dear to my heart. Let me just ask you as a new Secretary, in looking at what is been our difficulty with food safety, both domestically and internationally, what you are prepared to do about this issue? What are you trying to do in terms of goals on this issue? I am not talking about bio-terrorism, and I know that is part of it, but what you want to do?

Mr. SCHAFER. Well, I certainly as a consumer appreciate food safety out there, and really one of the strong missions of the USDA is to deliver a safe, abundant supply of food to the citizens of the United States and to the world actually, and we plan on doing that. Obviously, we have limited resources. We are trying to deal with the projects as best we can. And one of the ways that we have talked about, and you and I spoke about it the other day, yesterday, is the risk-based assessments, the risk-based inspections, and we believe that working with producers, that we have the ability to assess the risk and put the resources of our inspectors where we have the most risky places. There seems to have been last spring a rash of incidences of food safety that were put upon us in a group that we had not expected and had not seen before and all of a sud-

den we had a whole bunch of cases back to back. And that opened our eyes I believe at the USDA about focusing on those higher risk areas. We have changed some of the inspection procedures. And this important issue, I think, is top of mine personally and top of mine for USDA as a Department, that our strongest mission is to deliver safe food. As I mentioned, we have the ability for the science, we have the ability for assessment, we have the ability for enforcement, and it is an important issue, and we are going to deliver it strongly.

Ms. DELAURO. Let me add, if you will, if I can for a moment our trade agreements. You referenced trade agreements in Peru and the others that are pending in Colombia and Venezuela. By the way, there is an article in yesterday's or today's Washington Post that actually talks about the real chaos in Colombia, the political chaos and whether you are a cattleman or businessman and so forth, there is a record number of hostage taking without any dialogue and what is going on across the border from Venezuela. Venezuela is obviously very concerned, but I think it is a good article to read in that context.

But let me get to the food safety issue on our trade agreement. As I understand it, for instance, with Peru, and obviously trade agreements bring in more product, both exports and imports, my understanding on the food side of the exports, we have seen a number—we have seen contaminated product come from Peru. Now, there will be an increased volume of contaminated product or there will be more use of product of which will be contaminated. Also, my understanding is the legality when this happened, if we then try to place restrictions, if you will, on the Peruvian government to talk about standards, we are then liable to WTO, to get adjudicated with the WTO, to litigate because then we are in fact placing a restraint or a restriction that was something new, so that is already signed. I look at these trade agreements for a whole variety of issues. One of the things you just said is you thought one of the strong missions of USDA was safe food. So to date, I have not seen any real discussion or focus or language in our trade agreement that talk about the increased volume, especially when we know the product has had real difficulty with contamination. So my sense is we are in a position with Peru of increased volume of potentially contaminated product that we will not have any legal course. When looking at free trade agreements, we believe they are important, important of our public health, food, I believe has got to be at the top of that list. I would just ask you to comment?

Mr. SCHAFER. Well, I am in agreement that it is an issue, and I can tell you this, if it comes down to worrying about legal recourse in WTO or food safety for the American people, I am going to fall on the side of food safety for the American people. I will let the lawyers fight it out over there, but I am sure Ambassador Schwab does not appreciate me saying that. Food safety is very important. There are standards of safe foods in the trade agreements. They must be met. And if they are not met, then we do have recourse according to the agreements, and we will continue to do so. But in lieu of agreements, our first mission is America first. We have to make sure that our food supply is safe. If I have to get

black and blue because we protected the food supply for the American people, I am willing to do that.

Mr. CONNER. Congresswoman, if I could just add something to that as well.

Ms. DELAURO. Sure.

Mr. CONNER. As you know, in terms of regulation, we have jurisdiction over meat and poultry products at the Department. But in order to import, and this is true in Peru, this is true in countries where we have free trade agreements, it is true in any country that desires to ship to us, we audit the plants that are proposing to ship to us to ensure that they have equivalency to U.S. food standards. And there is nothing in any trade agreement that is pending out there that in any way supersedes our right to regulate on that equivalency basis. The standard simply being that we would treat that country and that foreign plant the same as if something were happening in a plant in the United States. And I do not think that there is any provision in any trade agreement that alters that fundamental principle in any way.

And I might just add, once we review these plants and approve them, they are subject to annual audits as well, so it is not just a one time and then you are free to go.

Ms. DELAURO. But our trade agreements are expansive in that dimension, so you are a party of these talks, negotiations or these deliberations and therefore have your obligation with food safety at large and whatever other agencies, whether it is Commerce, whether it be the FDA or so forth. And people see the GAO report, we have got 15 agencies that deal with food safety in this government, which is of itself a problem. So let's put that aside for the moment in terms of our trade agreements.

Mrs. EMERSON. Madame Chair, let me just ask how do you define an "audit" of a facility? Does that mean you physically send somebody down there to look at it and go through a checklist?

Mr. CONNER. I know it is a live body audit.

Mrs. EMERSON. A live body audit.

Mr. CONNER. But, Congresswoman, much beyond that, I am going to need to get you the experts on that.

[The information follows:]

## Equivalence Audits

The Food Safety and Inspection Service (FSIS) conducts equivalence audits of foreign food regulatory systems in countries that now export meat, poultry or egg products to the United States and in those that apply for determinations of initial equivalence. I have asked FSIS to provide additional information on the equivalence audits.

The information follows:

A principle shared by all World Trade Organization (WTO) trading partners is that equivalent food regulatory systems need not be identical as long as they meet the level of public health protection deemed appropriate by the importing country. The burden for demonstrating equivalence rests with the exporting country. If the exporting country objectively demonstrates equivalence, the importing country is obliged to accept its food regulatory system as equivalent.

FSIS makes equivalence decisions through an evaluation process that includes three interlinked components: document analysis, on-site audit, and port-of-entry reinspection.

For many years, the United States audited export-certified establishments in foreign countries as a means to determine whether a foreign food inspection program was "at least equal to" our U.S. system. Today, FSIS is moving at the forefront of international change from traditional compliance audits to a food regulatory system equivalence audit. There are two types of foreign food regulatory system audits: initial equivalence audits and equivalence verification audits.

In initial equivalence audits, FSIS forms an interdisciplinary team of experts to fully examine each component of the foreign food regulatory system. FSIS conducts initial equivalence audits as needed upon application by a foreign government.

FSIS does annual system equivalence verification audits in part because the FMIA requires USDA to certify annually to Congress that all export-certified foreign establishments are equivalent. More importantly, FSIS conducts annual audits for public health protection and has made public commitments to do so. In equivalence verification audits, an FSIS auditor (or an audit team when necessary) conducts a general assessment of all food regulatory system components. FSIS conducts equivalence verification audits at least once a year in every country that is eligible to export meat, poultry, or egg products to the United States.

All reports of initial equivalence audits and equivalence verification audits are posted on the FSIS web site when they are "final," which is immediately after the final version is delivered to the audited country.

#### PRINCIPLES OF EQUIVALENCE

The United States is a member of the World Trade Organization (WTO) and has signed the *WTO Agreement on the Application of Sanitary and Phytosanitary Measures* (the "SPS Agreement"). The SPS Agreement includes, among other things, equivalence rules for international trade in meat and poultry products. In particular, Article 4 requires a WTO importing country to accept the food regulatory system of a WTO exporting country if it achieves the importing country's level of sanitary protection. Importing countries may set any level of protection they deem to be appropriate.

Prior to the SPS Agreement, FSIS evaluated exporting countries under U.S. inspection laws that required foreign food regulatory systems to be "at least equal to" our domestic system. When the United States implemented the SPS Agreement in 1995, all "equal to" exporting countries were automatically found "equivalent." Since that time, FSIS has used SPS principles as a framework for the process it uses to evaluate equivalence when a country initially requests eligibility to export to the United States and to annual verifications that eligible countries continue to have equivalent food regulatory systems.

The FSIS equivalence evaluation process consists of three triangulating components: document analysis, on-site audits, and port-of-entry reinspection of products. Foreign on-site audit methodologies have evolved over time from a traditional inspection form to one that is system-based.

#### TRADITIONAL AUDITS

Around 1967, FSIS initiated a comprehensive program to audit foreign meat and poultry establishments. These audits were essentially inspections of certified foreign establishments to determine whether they were "equal to" comparable U.S. establishments. Agency auditors were stationed in Washington and in the countries of Argentina, Costa Rica, Australia, New Zealand, Denmark, Germany, Belgium and Canada. From these bases of operation, FSIS audited each country that exported meat or poultry to the United States every calendar quarter—except for very low volume exporting countries that may have been audited less frequently than four times each year. All certified establishments in each exporting country were audited at least once a year and many were audited more often.

The original foreign audit program continued until 1988, when it was substantially revised. At that time, all FSIS auditors stationed overseas were recalled to Washington effective as soon as their current assignment was completed. Quarterly audits of exporting countries continued under the revised program, but establishment visits were limited to 30 plants in countries with more than 30 certified establishments, and all establishments if the country had fewer than 30 certified. In countries with more than 30 certified establishments, plants were selected for review based upon past audit findings and port-of-entry reinspection results. Additional establishments were selected randomly from among those currently exporting to the United States.

FSIS revised its foreign audit program again in the mid-1990's, when quarterly audits were reduced to once a year, and the emphasis of audits changed from establishment inspections to audits of the foreign system for regulating establishments. The system audit is a transparent, collaborative method to initially determine and annually verify the equivalence of international trading partners.

#### SYSTEM AUDITS

The system audit focuses on two essential components of safe food production that must be present in a foreign food regulatory system: (1) *industry process control*, which is executed by establishments through sanitary measures such as sanitation standard operating procedures, HACCP and quality assurance systems, and microbial/chemical testing programs; and (2) *government inspection, verification and enforcement* activities exercised in a form and at an intensity appropriate to assure the effectiveness of industry process controls and detect noncompliance. Exporting countries must meet this fundamental level of protection to establish and maintain equivalence.

FSIS conducts two types of system audits: (1) initial equivalence audits, and (2) equivalence verification audits.

#### **INITIAL EQUIVALENCE AUDITS**

FSIS conducts initial equivalence audits of foreign meat, poultry and egg product food regulatory systems as a prerequisite to trade with the exporting country. Both the FMIA and the PPIA place a positive requirement on USDA to establish the equivalence of a foreign country's food regulatory system before accepting meat or poultry products from them for sale in U.S. commerce.

Any foreign country can apply for eligibility to export meat, poultry, or egg products to the United States. Normally, the application process begins with a letter to FSIS from a foreign government asking for clearance to export its products for sale in U.S. commerce. FSIS responds to these letters with a standard package consisting of questionnaires designed to collect detailed information about the foreign food regulatory system; with examples of completed questionnaires that demonstrate how FSIS would answer them; and with copies of pertinent U.S. laws, regulations, and other documents. The initial package provides an applicant country with information about the U.S. meat and poultry food regulatory system and conveys expectations about sanitary measures that FSIS anticipates in an equivalent foreign system. In summary, the initial eligibility package explains by example the level of sanitary protection that FSIS deems appropriate.

Foreign countries often take months to assess the initial eligibility package and complete all necessary questionnaires. Upon request, FSIS provides advice and guidance to foreign governments concerning any portion of the application process. When the completed application is received, FSIS conducts an initial document analysis. In many cases, further information or clarification is needed. FSIS advises the foreign government of data or other information needed to finish the evaluation, and works collaboratively with its food regulatory officials to facilitate this process. Upon completion of the document analysis step, FSIS makes a decision as to whether the foreign food regulatory system documentation (1) meets all U.S. import requirements in an equivalent manner, and (2) cumulatively provides the *same* level of public health protection attained domestically. If this step is satisfactorily completed, FSIS plans an on-site audit of the entire foreign meat and/or poultry food regulatory system.

Initial equivalence audits are conducted by a multidisciplinary team of experts. Composition of the audit team may include a veterinarian, food technologist, microbiologist, chemist, residue technician, compliance officer, the document analysis case officer, and others as needed. In some instances, auditors may possess multiple skills and will perform more than one function. The audit planning process begins with each auditor becoming completely familiar with all documentation submitted by the foreign government. The audit scope includes system records such as country laws, regulations, notices, and other program implementation



documents; records of establishment operations, inspection results, enforcement activities; chemical residue controls from farm to slaughter; microbiological and chemical testing programs; laboratory support, sampling programs, testing methodologies, and special U.S. import requirements such as pathogen reduction and HACCP programs. Data collection instruments are devised to evaluate each foreign food regulatory system component.

During the on-site audit, FSIS auditors correlate foreign program documentation with observations about program delivery. Thus the goal of an initial equivalence audit is to verify that the foreign food regulatory system has satisfactorily implemented all the country laws, regulations, and other inspection or certification requirements that FSIS found to be equivalent during the document analysis step. Follow-up audits are conducted when necessary to complete the initial equivalence on-site process.

When both the document analysis and on-site audit steps have been satisfactorily completed, FSIS publishes a proposed rule in the *Federal Register* that announces results of the first two steps and proposes to add the country to its list of eligible exporters. Upon receipt of public comments, FSIS makes a decision about system equivalence based upon all available information and publishes a final rule in the *Federal Register* announcing country eligibility.

After a country is determined to have an equivalent food regulatory system, FSIS relies on it to carry out daily inspection and verification activities in foreign meat, poultry, or egg product establishments that are certified by the national inspection service as meeting all U.S. import requirements. FSIS does not approve individual foreign establishments, but does monitor them during annual system equivalence verification audits.

No products are accepted from a foreign country until its initial equivalence has been established.

#### **EQUIVALENCE VERIFICATION AUDITS**

Annual equivalence verification audits provide the Secretary information necessary to make the statutory report to Congress. Not later than March 1 of each year, the Secretary of Agriculture must submit to the Committee on Agriculture of the House of Representatives and the Committee on Agriculture, Nutrition, and Forestry of the Senate a comprehensive and detailed written report with respect to administration of the Federal Meat Inspection Act (FMIA) during the immediately preceding calendar year. This report includes, among other things, a certification by the Secretary that foreign plants exporting carcasses or meat or meat products to the United States have complied with requirements that achieve a level of sanitary protection equivalent to that achieved under United States requirements with regard to all inspection, building construction standards, and other provisions. By tradition, the scope of USDA's annual report includes poultry products as well even though the Poultry Products Inspection Act (PPIA) has no parallel reporting requirement.

In addition to their statutory purpose, equivalence verification audits provide U.S. consumers evidence of how FSIS and the foreign food regulatory system ensure that imported meat and poultry products are as safe and wholesome as domestic products. They also afford evidence to the U.S. meat and poultry industries that FSIS is holding foreign competitors to the same high standards of performance achieved domestically.

Since annual equivalence verification audits are only conducted in countries that have already demonstrated an equivalent food regulatory system, these countries continue to export meat and/or poultry products to the United States while the verification is underway.

#### THE AUDIT PROCESS

Foreign food regulatory system equivalence audits are conducted in four phases: planning, execution, evaluation, and feedback. For example, an annual system equivalence verification audit would consist of the following activities. See also Appendix A for a flowchart of the audit process.

1. PLAN. FSIS prepares a consolidated annual plan to audit each country that exports meat, poultry or egg products to the United States. Individual country audit plans are based, in large part, upon prior experience with the exporting country. For example, all previous FSIS audit reports are reviewed to identify issues for inclusion in the current audit. Port-of-entry reinspection data are also reviewed at this time to determine trends and identify areas of special interest for audit. These documents and data are used by FSIS to develop an audit plan that is customized for each country. The plan includes a list of foreign establishments selected for centralized records review. A subset of these establishments is further selected for on-site audit. FSIS uses a statistical method for establishment selection. Additional establishments may be added for cause. See Appendix B for Tables 1, 2, and 3. The audit plan is transmitted to the exporting country for comment before implementation. The audit protocol is sufficiently detailed to inform the exporting country of the audit objectives, scope and criteria, who will be visiting, what they wish to see, where they wish to go, and when they wish to do so. Special emphasis is given to adoption of new sanitary measures or food regulatory system changes that have occurred since the last audit either through initiative of the exporting country or in response to new U.S. import requirements.

2. EXECUTE. An auditor (or in some cases an audit team) is dispatched to the exporting country's inspection headquarters and/or to sub-offices as agreed in the audit protocol. Opening discussions are held with exporting country officials to determine if the national system of inspection, verification and enforcement is being implemented as documented, and to identify significant trends or changes in operations. The FSIS auditor examines a sample of program records that evidence exporting country regulatory activities, and accompanies country officials on field visits to a representative sample of establishments that are eligible for export to the United States. Exporting country officials conduct a review to verify that each selected establishment continues to achieve the U.S. level of sanitary protection. Particular attention is paid to how eligible establishments address food safety hazards, some of which may be different from those encountered in the United States. FSIS auditors observe establishment activities and correlate review findings made by exporting country officials. Selected microbiological and chemical laboratories are also reviewed, and a farm or feedlot is visited to verify animal drug controls. In a closing meeting, the FSIS auditor provides exporting country officials an overview of conditions observed and ensures that audit observations are clearly understood.

3. EVALUATE. FSIS conducts a post-audit evaluation of all data collected on-site. When evaluating audit data, FSIS considers how

sanitary measures of the foreign food regulatory system compare or contrast to those used in the U.S., and determines whether the foreign system cumulatively provides the same level of protection.

4. FEEDBACK. FSIS thereafter sends the exporting country a draft audit report and provides them an opportunity to comment on its findings. After consideration of country comments, a final report is prepared. An action plan is mutually developed to address any issues raised by the audit. These issues are tracked by FSIS until resolution and are automatically included as items of special interest in the next audit

All reports of initial equivalence audits and equivalence verification audits are posted on the FSIS web site when they are "final," which is immediately after the final version is delivered to the audited country.

In some instances, when a more in-depth audit of a country is deemed necessary, FSIS will dispatch an interdisciplinary team of experts to conduct an equivalence verification. And occasionally, a country may be identified for more than one audit per year. These decisions are made on a case-by-case basis. As stated previously, initial equivalence audits are always conducted by a team of experts.

Mrs. EMERSON. Okay, I was just curious if it was a physical inspection.

Mr. CONNER. It is definitely, we put people there in the plant.

Mrs. EMERSON. Okay, and that would be before every single trade agreement that would have——

Mr. CONNER. That would be before any plant anywhere can ship to the United States, meat, poultry and egg products, whether they have a pending free trade agreement or not.

Mr. SCHAFER. And this goes back to the Deputy's comments earlier about making sure that we inspect the products there before it gets to our shores.

Mrs. EMERSON. Right, right, okay. Thank you, Madame Chair.

#### MEAT SLAUGHTERING PLANTS

Ms. DELAURO. Ms. Kaptur.

Ms. KAPTUR. Thank you, Madame Chair. I apologize for being late. We had four simultaneous hearings. I am just glad that the women of this committee have held up. And we have an opportunity to welcome the Secretary and your able staff.

Mr. SCHAFER. Thank you.

Ms. KAPTUR. Very glad to have you here today. The first issue I want to raise is a parochial one, to ask the Secretary's help, someone in your office, to work with us on a particular problem we are having in Ohio with the federal certification of meat slaughtering plants and their ability to serve local agriculture, where you do not have huge mega lots, cattle lots or feeding lots, and then the cost of this to a small slaughterhouse compared to a massive operation, which dissuades our local cattlemen from being able to both slaughter and then ship their product out of state. If you could find somebody in your organization over there that could work with us, I would be pleased to send you a letter from our local cattlemen explaining how the current feed structure is really very onerous on the smaller producers and see what can we do to allow them to compete in this market. Perhaps someone, I am not quite sure who under JIPSA or who ever there really is responsible for this, but I would surely be grateful for that.

Mr. SCHAFER. Well, I think to start with, you found the person, who is myself.

Ms. KAPTUR. Okay, great.

Mr. SCHAFER. This is an item that I am interested in. We pursued this in North Dakota when I was Governor. We supported legislation that allowed small, local processors to ship their meat into other states and other areas. It is something that I have a lot of interest in, and I would love to work with you on it.

Ms. KAPTUR. Alright, sir, I will send you a letter from our local extension office, working with all these producers and if we could figure out a way to work through this, I would be forever grateful because they really have been trying very hard. And they should have a right, if they have a quality product, they should be allowed to compete in this country. And we at the federal level should not discriminate against them for however it is happening with price structure or whatever. And there is some sort of federal beef scale that appears to be very onerous on smaller producers.

Mr. SCHAFER. And we are also working with state cooperative agreements as well, I believe, to help ease those rules in states that qualify.

Ms. KAPTUR. Alright.

Mr. SCHAFER. So it is an item of interest for me, and I would be glad to work on it with you.

[The information follows:]

#### MEAT SLAUGHTER/PROCESSING PLANT CERTIFICATION

Since January 1, 2006, FSIS has sent out 33 information packets on obtaining Grants of Inspection to requestors from Ohio.

FSIS provides a variety of outreach activities to assist the smaller meat slaughter plants. For example, the agency conducts outreach visits to small and very small establishments to improve communication between FSIS and small business owners. FSIS personnel explain the purpose and process the agency uses when conducting Food Safety Assessments and offer resources to plant owners and operators to help them become prepared for an assessment. FSIS also holds Regulatory Education Sessions to bring inspectors and plant operators together to hear a common message about the regulations. Educational net seminars are conducted to review compliance guidance that is prepared specifically for small and very small operators. The seminars are recorded and posted on the FSIS web site. FSIS has a small and very small plant web page that includes Frequently Asked Questions and information on how to access resources such as model food safety and food defense plans. Most recently, FSIS has offered educational materials and outreach to small and very small slaughter operators on the control of Specified Risk Materials and *E. coli* 0157:H7.

#### IMPORTS

Ms. KAPTUR. Thank you. Thank you very, very much. I notice in your testimony that you mention how many more exports the United States is sending out. That has to do a lot with our excellent producers, but also the value of the dollar. What about imports? Can you tell us as an agency what has happened with imports over the last year in the same manner in which you have—someone is looking for that, if you do not have it yet, I will wait for the answer on that. I would be very interested in the trend of exports and imports if you could present that in a few seconds.

Mr. SCHAFER. Joe is our Acting Chief Economist.

Ms. KAPTUR. Okay.

Mr. SCHAFER. And I think he will be glad to answer.

Mr. GLAUBER. I did not have a chance to correct the Deputy before but imports are up around \$75 billion, so they too have increased largely because of the cost, the price levels for a lot of these items, just like it is for our exports, have increased substantially. We have a net trade balance of around \$15 billion.

Ms. KAPTUR. Fifteen billion, and can you give us the trend on that over a decade, kind of talk to us about where are the lines?

Mr. GLAUBER. Sure, the export levels, if you were to go back to the mid-90's, in the mid-90's, we had at the time record export levels. They dipped a bit in the late 90's, both with the Asian financial crisis and the fact that we had very high year over year bumper crops worldwide, and so price levels of all the commodities fell, and of course we remember that is when we had very large CCC outlays as well. They started to pick up again in 2002 and again over the last two years, we have been seeing just rapid growth. In fiscal year 2006, for example, exports were at \$69 billion, last year, \$82 billion, and our 2008 forecast is \$91 billion.

Ms. KAPTUR. Okay, what is happening with imports then?

Mr. GLAUBER. Imports over that period have been fairly steady growth. If I were to go back to just the last three years in 2006, it was \$64 billion, so we only had a net trade surplus in agriculture of around of \$4.6 billion, again the \$68.6 billion compared to the \$64 billion. Last year, we imported \$70 billion, again up from where it had been in 2006 but a net trade balance of \$11.9 billion. And then this year going to \$75.5 billion. And it has been fairly steady.

A lot of our imports are counter-seasonal, that is they come from South America or the southern hemisphere or even Mexico and other places where we are not necessarily growing that crop at the time. They will come in in the winter months, in the shorter seasons. A lot of the imports, we also count alcoholic beverages or at least beer, beer is included in our imports, and that has been going up fairly rapidly as well.

Ms. KAPTUR. But compared to 20 years ago, the amount of imports have really—

Mr. GLAUBER. Yes, absolutely.

Ms. KAPTUR [continuing]. Displaced a lot. I wanted to bring this to the Secretary's attention if the Chair would give me just a couple of extra minutes on this point if that is alright. One of the issues I have struggled with through my whole career here is how better to capture food dollars to empower our local farmers and producers. Yesterday, I had a great experience, the chair lady would really be interested in this. I went out to one of the few places in the world where there is adult housing for individuals with autism, adult housing, and they were dedicating a hoop house.

And in this hoop house, they are working to raise—they were raising lettuce, mustard greens, radishes in Ohio, harvesting in February. Do you know how cold it is there right now? And their goal is to make money by selling these products on a rotating basis through all four quarters of the year and identifying people in the restaurant community and institutional users and so forth entering the marketplace. And I said to them, "Let us think about this. You could put a farmer's market right out there on the street in front of you, and you could sell to the public. You can get your EBT transfer or you can cash in food stamp cards right there." And you are very interested in the Internet and electronics, I noticed by your resume, so I am going to try to communicate this idea.

What if we were to somehow put the power of USDA together in some pilot efforts around the country using the Senior Farmer's Market Coupon Program, which is a program that operates about half of the states, in about one congressional district in every state, and the WIC Farmer's Market Coupon Program where we have just added fruits and vegetables to the WIC Program and put the Food Stamp Program with that, knowing in those regions you have your producers that are already identified and participating, these are real local farmers trying to make it in this very complex marketplace.

If we were to somehow electronically help them, sooner rather than later, so that they could begin to capture some of the food dollars that are being drained off food stamps, WIC and Senior Farmer's Market Coupon Program for local production. Now, with Senior Farmer's Market you have to buy local. With WIC Farmer's Mar-

ket, the requirements are not quite as stringent and with food stamps, not at all. So large numbers of our food stamp dollars are being drained off to all these supermarkets where the shelves are full of foreign imports, and I am saying to myself how can we, through electronics, get these farmer's markets more equipped so that they can at least begin to move up the chain and recapture some of those food dollars? I want to share that idea with you because my career in Washington, it has been a while now, and I have found that the production side of USDA really does not communicate well with the nutrition side, and that is where most of the dollars are, the nutrition side. So if you could look at some pilot efforts in your tenure, there are places ready to go. I am sure the chairwoman has some, we have some, other members of our committee, nobody has fought harder for those in need than Congresswoman Emerson, I just think we are almost there but nobody has ever had your background in the Secretary's position. My time has expired, but I wanted to draw your attention to that. And I have other questions after others have an opportunity.

[The information follows:]

#### FARMERS MARKETS

FNS supports the participation of farmers' markets in the Food Stamp Program (FSP) by allowing alternative approaches (paper script, tokens and wireless point-of-sale (POS) technology) to process food stamp transactions when traditional EBT POS equipment cannot be used. We have had some success, Farmers' Markets' participation in the FSP has risen 22 percent between 2006 and 2007. In 2006, 436 farmer's markets were authorized to accept food stamp benefits; by 2007, 532 were authorized. FNS continues to look at various ways to assist farmers' markets to accept food stamp EBT benefits efficiently and securely. As part of this goal, FNS became a founding member of USDA's Farmers' Market Consortium. The Consortium was formed in November 2005 to further the cause of farmers' markets and includes five USDA agencies and representatives from the U.S. Department of Health and Human Services, the Kellogg and Ford Foundations, Drake University, and Project for Public Spaces.

Mr. SCHAFER. Thank you.

Ms. DELAURO. Mrs. Emerson.

Mrs. EMERSON. Madame Chair, I am "questionless."

#### WIC PROGRAM

Ms. DELAURO. Let me ask a couple of questions if I can, one has to do with the WIC Program, and we did talk about this. I will not go through any narrative but in 2008, let me just ask—and this is not a fair question to you, Mr. Secretary, so, Mr. Conner, let me ask you, why did the department not revise budget requests for Fiscal 2008 when it became apparent that the budget request as submitted would not be adequate to maintain our participation in the WIC Program?

Mr. CONNER. You are talking about 2008, Congresswoman, am I correct on that?

Ms. DELAURO. Right, Congress requested \$5.4 billion for the WIC Program. We saw dramatic increases in the time of the President's budget and when—was enacted. Congress provided over \$6 billion for WIC, which was \$630 million more than the Department requested for the program. There are trends.

Mr. CONNER. Yes, Congresswoman, if I could, just generally speaking, and this is applicable to both as well as the situation in

our 2009 budget, we found ourselves chasing this WIC Program level up substantially. In fact, chasing it—it was moving faster than we were able to really deal with it in terms of our own budget process. I think, as I noted to you in our private meeting yesterday, we did receive additional dollars for the WIC Program from OMB and additional allocation which we were grateful for. I will tell you during the course of time that it took to get that additional money, the cost estimates of the program went up just about as much as what we had sought, that we thought was a full funding for the situation. So the cost increases have been great. I do not think—if I could, just real quickly, I do not think that we have got a situation at all where anyone has been denied access to this program. It has put a lot of strain on our total discretionary budget, but yet we understand that this is something that we have got to do. This is an important program, and again I do not think anybody has been turned away to date even though we have had trouble keeping up with the program increase.

Ms. DELAURO. We had the \$400 million in emergency supplement.

Mr. CONNER. In emergency, that is right.

Ms. DELAURO. Because you mentioned 2009 so I will as well, and the contingency fund, as I understand for 2009, we are looking at some similar sets of circumstances. I do not know why we will assume that there will be a decrease in participation for 2009. We see the volatility as you have pointed out. Is it wise to assume no contingency fund will be available in 2009 if it does not decrease as you anticipate? I am going to ask two things. Will we get a revised budget request if you find that the submitted budget request will not be adequate to cover the food cost and the participation for 2009? That is one question. The other thing is what we need to do is we need to get monthly reports on WIC. I think the conference report, what we set out in the conference report was to require that we get those reports. Again, this program is near and dear not only to my heart but to others as well. What I do not understand is some of the rationale in looking at next year given what we know. Can we get these reports, monthly reports on expenditures?

Mr. CONNER. Let me just say obviously, Congresswoman, we will—

Ms. DELAURO. Because it is required, I am asking if we can get it.

Mr. CONNER. Whatever information we can possibly generate for you, and I assume that is monthly. Okay, Dennis said we collect this monthly.

Ms. DELAURO. Okay, but let me also mention the reports are required. It is not just, okay, maybe this month, maybe next. The reports are required by the conference report.

Mr. CONNER. Okay, alright, well, if we have not been meeting the requirement, Madame Chairwoman, we will make sure we are if that has not been the case. You mentioned lower participation, I guess we are not seeing dramatically—a dramatic increase in participation, but we are seeing some under our own numbers and again perhaps we can share those with you just by comparison. But I think we are showing—



Ms. DELAURO. My understanding is the participation in October of 2007 was over 8.6 million. The budget requests assumes the average participation will be 8.6 million for the whole year.

Mr. CONNER. Okay, we can reconcile the numbers. The data I have got showed us at 8.5 million at 2008, and we are going to be up to 8.6 million in 2009, but I think we can reconcile those numbers with you and your staff on that point.

[The information follows:]

THE SPECIAL SUPPLEMENTAL NUTRITION PROGRAM FOR WOMEN, INFANTS, AND CHILDREN

Since 2001, the Administration has consistently sought to ensure that all eligible women, infants and children seeking to participate in the WIC program can be served. USDA has developed the requested monthly report on the Special Supplemental Nutrition Program for Women, Infants, and Children (WIC). We expect the report to be delivered to the House and Senate Agriculture Appropriation Subcommittees shortly.

Ms. DELAURO. Will you provide a revised budget request because the budget is not adequate either for participation——

Mr. CONNER. Well, Mr. Secretary, I will just continue on I guess. I will tell you I cannot commit to what the President and the Office and Management and Budget may do in terms of supplemental requests. You know that that is not something that is done lightly because of the difficulty of getting supplemental requests through clean is always challenging, both for you as well for us in that process as well. I would just go back and note though that we have denied access to the program to no one, even in years of a difficult budget situation. So, again, while I cannot commit to what Mr. Nussle and the White House would do in terms of a supplemental, our track record I think is pretty good on this one.

Ms. DELAURO. And I think we will have the debate and discussion around the administration's cap.

Mr. CONNER. Yes, absolutely.

Ms. DELAURO. Ms. Kaptur.

FOOD BANKS

Ms. KAPTUR. Thank you, Madame Chair. I just wanted to make the Secretary aware that in parts of America that are already in recession, our food banks are hard up for food. I do not know what USDA might be able to do, I gather you do not have a lot of surpluses out there, I do not know. But I can tell you in our area, we need dry milk, we need protein. And is this an issue that you are focusing on elsewhere in the country? We have feeding kitchens that need immediate help, they are down to tuna fish and noodles five times a week. Can you take a look at this issue or are you taking a look at this issue for our country for those areas that are being particularly hard hit right now?

Mr. SCHAFER. Yes, I believe we talked about this a little bit maybe before you got here.

Ms. KAPTUR. Okay.

Mr. SCHAFER. And we were pleased to announce that yesterday we sold \$65 million worth of wheat to put into the barter commodity program for food banks across this country. We also are trying to find other areas of surplus that we can put into this pro-

gram. We have had vivid examples of food banks that do not have—that have empty shelves, that do not have enough food.

Ms. KAPTUR. We used to give away bread, we do not give away bread anymore.

Mr. SCHAFER. We are committed to moving products into that. We are also working on a program that would encourage communities, a way to involve a community in matching the food that would come in so we can generate, we can leverage the food that we can move into the food bank now to a higher level. And it is something we are aware of and, like I said, we have taken some action just yesterday and will continue to do so.

Ms. KAPTUR. I am really glad to hear that, and I want to encourage you to perhaps send some of your staff to visit some of these areas. One of our local food banks that gets the federal commodities under CFSP and TFAP, they are even thinking about how can they grow some of their own food, and we have farmers going bankrupt. It seems so ridiculous to have land and greenhouses not under production while people go hungry. I am encouraging you at the departmental level, and I offer my district just because I am selfish here this morning, it is my chance to talk to you, to come to an area like ours. In fact, we have the head of the nutrition service I think coming out in a week or so, and how can we connect whatever you have to meet the growing need of hungry people and undernourished people? Our food banks have not faced this in a long time. And maybe there is a way to, as we are facing this planting season, I want to think out of the box here a little bit, what if we use some of our farmers and said to them plant an extra acre of that or that or that, and they could get a payment for that but then that food would go to those food banks or if we have gleanings. We have stuff being put under the soil in the fall, if we could involve our Workforce Investment Programs, our WIA programs over at the Department of Labor to involve some of those folks in gleaning. We are just not organized at the federal level to make those connects. You are a businessman, you can understand this, but I would encourage you to think about looking at certain areas that are being heavily hit and kind of ask yourself the question, how can you send somebody out to help us piece together in the disarray in the federal establishment and use the powers we have to move more food into these kitchens and shelves as the year proceeds. It is not going to get any better this year. And I think the planting season is about to happen, and the gleaning season will happen a few months from now, and we have the opportunity to do something, maybe there are some powers there you have that you could exercise, sir. So I just again put that one on the record. Maybe when the Assistant Secretary comes out, she could spend some time there too because this is really on our minds, how to do this and trying to help our local people out.

Mr. SCHAFER. Thank you, Congresswoman, because we have been involving Nancy Johner in these issues and trying to say how can we use the programs we have already better—

Ms. KAPTUR. Right.

Mr. SCHAFER [continuing]. To get food into the food banks and really it was generated from someone inside the department, just

like you, that this is a food bank in New York City and went, there are empty shelves here and that is a bad deal.

[The information follows:]

#### FOOD BANKS

USDA is aware of the economy's affect on food banks and has been trying to be creative with ideas on how to address the needs of the food banks. As you know, the types and amounts of bonus commodities available are dependent on market conditions. When agricultural markets are strong there is less need for USDA to make purchases to support American agriculture. However, earlier this year, USDA began a new initiative to barter government-owned bulk commodities with U.S. food processors in exchange for value-added agricultural products that can be distributed through USDA's domestic and international food assistance programs. Although market conditions and the availability of government-owned stocks will determine the future scope of this program, it is a novel initiative that will provide additional foods to the Emergency Food Assistance Program (TEFAP) over the next few months. In addition, the Secretary's Farm Bill proposal included an additional \$2.75 billion over 10 years for fruit and vegetable purchases for the nutrition assistance programs, including TEFAP. We recognize bonus food donations have declined and intended that this proposal provide a steadier, on-going stream of nutritious foods for the program. We will continue to look for ways to help address this problem.

Ms. KAPTUR. I had every food bank director—and I do not want to abuse the time here, but every food bank director in our region, the feeding kitchens, the food pantries, the Toledo ministries, all the ministers and those people stood in my waiting room, they are so exhausted. And they are dealing with really sick people many times. And the figure that shocked me, I said, "Who are your clientele?" They said, "Marcy, well over half of them are mentally ill." So these people are coming in, so they become another last resort for the de-institutionalization of our mentally ill but the facts are they are trying to serve a difficult and repetitive population, and I just know, I just know the resources are there within USDA and Labor to do this right, and maybe even HHS, we just have not had the creativity, we have not had the spark at the top that can help us put this together. So just know we are out there, we are needy, we need help right now.

#### COLOMBIA

Totally different subject, when you go down to Colombia, are you going to go to the Afro-Colombian area on the northwest coast, which is very impoverished, as you look at what can be done to help stabilize Colombia?

Mr. SCHAFER. The trip is just two days. We will be only in Medellin and the surrounding area, and we will be meeting with a cross-section of labor leaders, both for and against the free trade agreement. Also with people who have generated new farms and new flower-growing operations and new ways to get out of the drug-induced poverty nation into a private enterprise-generated economic base for the people of Colombia. We are going to try to understand that. We will not be getting into the areas you are talking about because of the limitations of the time, but we are aware of the situation there.

Ms. KAPTUR. Right, I wanted to place that on the record. It is a deep concern to many individuals in our area that have done missions there. Thank you, Madam Chair.

## CLONED ANIMAL MEAT

Ms. DELAURO. I essentially have really one more question. This has to do with the meat from cloned animals.

Mr. SCHAFER. Yes?

Ms. DELAURO. I have several questions. The FDA announced on cloning, USDA announced that it was encouraging the "cloning of—voluntary moratorium so the industry can come together and discuss the necessary steps". What are the necessary steps that you are referring to, what are the necessary steps? Will you give me a commitment to include consumers as well, but what are those necessary steps?

Mr. SCHAFER. Madam Chairwoman, this obviously is an issue that has been at the top of the headline view for most people. And I think, just to reiterate the situation, the FDA said this was safe feed and food products in the area, and we rely on them to provide that safety. We are working with various stakeholder groups to say the consumer is not ready for this yet. We need to be able to understand the consumers' concerns, look at proper labeling, look at how we are going to distribute and not mix and those kinds of things. We are trying to better understand the role of technology in this by meeting with the stakeholder groups. We think a voluntary moratorium right now is appropriate because everybody is agreeing to the voluntary moratorium. As we look at the industry and talk to the folks, it is moving properly. Should that start to shift, and we cannot hold the people to the voluntary moratoriums until we can understand the proper direction here, then the USDA is going to have to act in a more forceful manner. But at this point in time, we think the voluntary moratorium has been agreed to by industry. They understand the consumer education that needs to take place, and we are working with them strongly to be able to deliver that in the future.

Ms. DELAURO. Tell me about your views on labeling.

Mr. SCHAFER. Well, my view, and we discussed this a little bit with the Country of Origin Labeling, I think consumer choice is based on the best information you can get. And while there are a lot of scientific issues in labeling as far as what is used and what is not and what it constitutes, we have to sort that out from a scientific standpoint about what can be, what should be and what is not misleading or what is proper on labeling. But my own personal philosophy is the more information a consumer has, the better choices they are going to make, and labeling plays a strong issue there.

Ms. DELAURO. Would you support voluntary labeling?

Mr. SCHAFER. For anything?

Ms. DELAURO. No, for cloned products.

Mr. SCHAFER. I do not know if I am smart enough to say that yet. We are just starting to develop this. The FDA said it is safe. We are trying to walk through the process with the producers here. On the outside, admittedly not knowing much about this, if a producer came and said we want to label our product as coming from a cloned animal, I do not particularly see anything wrong with that. I am sure we have to vet it through a thousand lawyers.

Ms. DELAURO. Or not come from a cloned animal.

Mr. SCHAFER. If an industry would like to label something in that manner, we would try to work out a way to do so.

Ms. DELAURO. Also from the standpoint because the USDA said it "would be open to discussion with industry on possible verification" of its applied chain management plan for the—trading partners are aware of whether or not they were cloned or non-cloned products. And I know in trade here, is the USDA supportive—where do you come down on the issue of the labeling with regard to our trading partners and whether it is cloned or a non-cloned product?

Mr. SCHAFER. I cannot say that I have addressed that, Madame Chairwoman. Have we talked about that internally? I do not know.

Mr. CONNER. If I could, Madam Chairwoman, I want to be clear here that I do not think anyone has questioned science here in terms of the safety of the cloned animals. They have been determined to be as safe as the original. And on that basis, we have no reason or desire in any kind of mandatory way to require regulation of this product, labeling this product for either domestic or international markets.

Ms. DELAURO. I asked about voluntary.

Mr. CONNER. And in terms of the voluntary labeling—

Ms. DELAURO. You are not interested in it in terms of mandatory, in terms of the domestic?

Mr. CONNER. Because, again, these products have been determined to be as safe as the original. There would be no difference to regulate them differently, if that makes sense. I am probably not articulating that well.

On the international side, let me just say though that we have a number of certification programs we operate within USDA, certified Angus beef, all kinds of things that are not safety related. They are commercial market related. And to the extent that there is a desire within the industry to market, if you will, a guarantee to not be cloned sort of label on their product, that is a certification program that we could operate again just like we operate other commercial types of activities. We could do that domestically. We could even work with the industry to find that kind of certification for international markets but that is obviously very voluntary and initiated between the buyer and the seller and not necessarily initiated from the Department of Agriculture as a regulator in that process.

Ms. DELAURO. I know the European Union has determined that it is a safe product, but the European Union has 27 different countries, and my understanding is I think that each of those countries can make a determination of what they want to do. Now, we are going to sell product to a number of countries. In order to tell you that you must label, they do this in some instances as GMO, as I understand it, and do we comply on an international basis with a labeling process because it is part of our trade protocol, but we will not deal with a labeling process as part of a domestic market or some other reason, which I have difficulty understanding. And I think, first of all, I will just say honestly, what is wrong with labeling a product? If we are of certainty of its safety, let us let the free market reign and have an individual who walks into a store say, "I am going to buy a cloned product today and it is so labeled, and

tomorrow I may not want to buy a cloned product” in the same way I am looking at whatever else it comes from, an organic product, a non-organic product? But my point is I am looking at what you are saying, I am trying to read between the lines, I am trying to understand the languages, we may be looking at a different set of rules and regulations of the domestic market than we are looking at in terms of an international market and it is going to be predicated on what the industry wants to do. Am I wrong?

Mr. CONNER. The only thing I would add is it is not predicated on what the industry wants to do but predicated on buyer and seller transactions, and this is something the buyer is requesting. I think we need—it is our job in this case as this overseer, is to provide and facilitate that operation.

Ms. DELAURO. So we equate the international buyer with the US buyer, are they two different entities, the US buyer?

Mr. CONNER. Again, it is buyer and seller. We have made the determination that the product is safe, and we have performed that regulatory function. After that, it is simply our responsibility to respond to—

Ms. DELAURO. FDA also said that they—I think what they said was is there is no basis to require labeling of food products and clones for their products.

Mr. CONNER. Yes, key word “require.”

Ms. DELAURO. But we are dealing with, to require the label clones of their products, but if the buyer requires that, then you are open internationally to doing that and you are open domestically to doing that so if somebody says, “Hey, I am going to do this, I require a label on this”?

Mr. CONNER. Let me just quickly respond here. I hope I am not leaving anything out to try and read between the lines, Congresswoman, because that is not my intent. There are two different voluntary aspects of this, there is the straight commercial aspect of a buyer who requests that his suppliers send me only clone-free products, and the supplier provides that assurance and the buyer accepts that assurance and the transaction occurs. In that case, obviously, there is virtually no role for the Department of Agriculture in that commercial transaction. There is another transaction though that could conceivably occur in the future where there is a market out there for this product, if the seller of this product wants to provide any certification that is a cloned-free product, much like organic or certified Angus beef or whatever the case may be where we develop standards that the industry would have to meet in order to have a cloned-free product. If they meet those standards, we audit them and there is some kind of a stamp that goes on that as a USDA cloned-free animal. Again though that is initiated by buyer and seller in this transaction, and they would come to us. We have a process that they petition for us to consider that type of an arrangement.

Ms. DELAURO. But Safeway wants to have labeled this product, and we say whatever you do here, we want it labeled, you will concur with their request?

Mr. CONNER. Well, there is a petition process that Safeway and its suppliers then would go through in order for us to develop a certification process. Now, to be clear, Congresswoman, that certifi-

cation process is not an overnight process. The standards that we have to put in place, the enforcement mechanism, it is a process.

Ms. DELAURO. What would you think about if consumers rose up, it is about buyers, it is about sellers, it is about industry, what if consumers—and we know where consumers are on this issue, I think we know. Consumers are very edgy and their right to know. Where do consumers fit in this?

Mr. SCHAFER. Madam Chairwoman, I share your interest in this because I think it is something, as you said, all of the consumers out there are going: what is going on, what is happening? I think the point is that if we look at a market-driven system, if Safeway, for instance, said we are only going to accept meat that is labeled clone-free or is cloned, I do not know, whatever they want, then it is up to the sellers of that product to say if we are going to sell our product in there. We have to meet the requirements that they are telling us to do so. They can petition them, the USDA, to come up with the appropriate labeling and protocol to get the labeling and the inspection area to get the labeling so that they can meet the demands of their buyer. And I think that is the business process of the buyer and seller.

Ms. DELAURO. Exactly, you characterize it as a business process, but you go into markets today, you turn it over and you look at nutrition value—over 100 stores and so forth to deal with labeling. We do have stuff that is labeled now that is organic, non-organic. I do not fully understand why the consumers' view on this seems to be at a second tier level in terms of a label. We are positing that the science is safe, and we also have some concerns and that is not your jurisdiction, the science, given the science review board analysis of the risk assessment ability of FDA. That is a whole other subsidiary here, which we do not have to go into, but you posit that, why then do we have a follow-on that says no labeling? I have a hard time with that. We are going to go around on a circle on this.

Mr. SCHAFER. Sure.

Ms. DELAURO. You are going to talk about the business model, I take it from a consumers' perspective.

Mr. SCHAFER. And I believe, Madam Chairwoman, that the consumer is represented in this equation because it would be the demand of the consumer for, in this example, a clone-free product from the supermarket requesting that product to be labeled, so the consumer really is what is going to drive the store to say that that is the kind of product we want to stock because our job is to meet the demands of the consumer. So I believe the consumer is represented in this and should be strongly.

Ms. DELAURO. I hope so, I am not sure, but we will follow it and we also could do legislation for the labels.

Mr. SCHAFER. Sure.

Ms. DELAURO. It just needs to be fair in the marketplace and it is an appropriate role for the government to be able to play in it. Ms. Kaptur.

#### WIND ENERGY

Ms. KAPTUR. Thank you, Madam Chair. I wanted to ask you, Mr. Secretary, is there anybody over there at USDA that you would

term your best “wind expert,” power, wind energy expert? You probably have a lot of wind farms in North Dakota.

Mr. SCHAFER. We do, yes.

Ms. KAPTUR. We do not have a single one in Ohio. We have got one municipal landfill up in my area, the first place in the state of Ohio that has decided to bring wind on and it is very, very successful. I can tell you the farmers in our area want it, but we are not a state with renewable energy credits. We do not have a renewable energy portfolio. So do you have anybody over there at USDA tasked with wind energy?

Mr. SCHAFER. Congresswoman, I first thought your question was wondering if we had any politicians over there. [Laughter.]

Which we do. But I do not know the renewable—I do not know if we do. Renewable energy is a big deal and certainly North Dakota, as you mentioned, has been called the “Saudi Arabia of wind energy.”

Ms. KAPTUR. Oh, interesting, I represent Lake Erie. We are the Saudi Arabia of wind in the Midwest, so we are competing.

Mr. SCHAFER. But I do not know if we have any wind experts, it is really kind of not in our purview there.

Ms. KAPTUR. Okay.

Mr. SCHAFER. But renewable energy is, and I am sure that as an adjunct to the renewable bio-energy folks, there are some issues that crop up on wind generation. I do not know, but we will be glad to find somebody if there are.

Mr. CONNER. Yes, we certainly have a number of people that are involved in alternative energy, and I would consider them experts. I do not know if any of them specifically focused just on wind though. We will find out.

#### USDA ENERGY PROGRAMS

Ms. KAPTUR. Well, I would be very interested in who you might discover over there. I am going to ask you to submit for the record a cross-cut of your budget regarding all USDA energy programs because according to what we currently—so we can compare it to last year. According to the data I have, energy alternatives through Agriculture seem not to have fared well in your budget but programs like bio-diesel fuel education, Renewable and Energy Efficiency Improvement Program, Bio-mass Research and Development Program, the CCC Bio-energy Program and value-added agricultural product market development all were zeroed out in your budget. I am someone who is extraordinarily interested in energy production in our country through sustainable sources, many of them in agriculture, and therefore would want to see how you look at your energy responsibilities across various accounts and then compare it to the prior year. Do you happen to have that now or will you have to prepare that?

Mr. SCHAFER. I think we have it.

Mr. STEELE. Yes, we have it.

Ms. KAPTUR. Oh, great. And, Budget Officer Steele, could you summarize briefly for the record what it shows?

Mr. STEELE. Thank you, madam.

Ms. KAPTUR. Compared to prior years, are my numbers wrong?



Mr. STEELE. No, your numbers are accurate. We do not have a request in the budget for the CCC Bio-energy Program. The market itself has taken off substantially out there, and we do not have to provide a lot of credit to the private sector to produce Ethanol as we did in the past, so that program does not show up in the budget.

We have also, as you point out, lowered some of our activities in the grants area, and we would be moving that business, the 9006 Program for example, into our Business Industry Loan Program, which also has the authority to make energy loans. And we also have a big increase in our Farm Bill.

Mr. CONNER. \$1.6 billion.

Mr. STEELE. \$1.6 billion to really help ramp up our activities on energy.

Ms. KAPTUR. I am a little nervous about the 9006 since I wrote that title in the House and Tom Harkin in the Senate for the first time in American history, so we sort of guard the energy footprints in our farm bills very, very closely because they were hard fought up here.

Mr. STEELE. I understand.

[The information follows:]

UNITED STATES DEPARTMENT OF AGRICULTURE  
Biobased Products, Bioenergy/Renewable Energy Related Programs

(Dollars in Thousands)

	FY 2007 Actual	FY 2008 Estimate	FY 2009 Budget
<u>Biobased Products, Bioenergy/Renewable Energy Related Programs a/</u>			
Commercialization.....	\$50,999	\$76,109	\$33,626
Research and Development .....	102,760	104,125	117,112
Education and Outreach.....	149	399	1,884
Energy Efficiency and Conservation.....	689	689	3,489
<b>Total, Biobased Products, Bioenergy/Renewable Energy Programs (Budget Authority).....</b>	<b>154,597</b>	<b>181,322</b>	<b>156,111</b>
Total, Biobased Products, Bioenergy/Renewable Energy Programs (Program Level).....	(276,588)	(444,387)	(251,761)
<b>RECAP, by Agency, Budget Authority:</b>			
Agricultural Research Service (ARS).....	72,105	71,071	70,557
Cooperative State Research, Education, & Ext. Service (CSREES).....	17,370	19,098	32,322
Economic Research Service (ERS).....	0	1,000	1,357
Forest Service (FS).....	33,050	40,090	41,750
Natural Resources Conservation Service (NRCS).....	69	69	69
Office of the Chief Economist (OCE).....	2,454	2,175	2,320
Departmental Administration (DA).....	386	353	386
National Agricultural Statistic Service (NASS).....	200	200	3,000
Rural Development (RD).....	28,963	47,266	4,350
<b>Total, Biobased Products, Bioenergy/Renewable Energy Programs .....</b>	<b>154,597</b>	<b>181,322</b>	<b>156,111</b>

a/ Does not include mandatory funding or Farm Bill proposals.

**UNITED STATES DEPARTMENT OF AGRICULTURE**  
**Biobased Products, Bioenergy/Renewable Energy Related Programs**

(Dollars in Thousands)

	<b>FY 2007 Actual</b>	<b>FY 2008 Estimate</b>	<b>FY 2009 Budget</b>
<b>Biobased Products, Bioenergy/Renewable Energy Programs Detail</b>			
<b>OFFICE OF THE SECRETARY</b>			
<b>Office of the Chief Economist (OCE)</b>			
Commercialization			
Interagency biobased procurement efforts.....	\$774	\$501	\$462
Preferred Procurement and Labeling Program for Biobased Products.....	76	149	228
Subtotal, Commercialization.....	850	650	690
Research and Development.....	1,604	1,525	1,630
<b>Total, OCE.....</b>	<b>2,454</b>	<b>2,175</b>	<b>2,320</b>
<b>Departmental Administration (DA)</b>			
Commercialization:			
Federal Procurement of Biobased Products (Sec. 9002).....	386	353	386
<b>Total, DA.....</b>	<b>386</b>	<b>353</b>	<b>386</b>
<b>RESEARCH, EDUCATION AND ECONOMICS</b>			
<b>Agricultural Research Service (ARS)</b>			
Research and Development.....	72,045	71,011	70,497
Education and Outreach.....	53	53	53
Energy Efficiency and Conservation.....	7	7	7
<b>Total, ARS.....</b>	<b>72,105</b>	<b>71,071</b>	<b>70,557</b>
<b>Cooperative State Research, Education, &amp; Ext. Service (CSREES)</b>			
Research and Development:			
Formula Programs.....	6,512	4,709	3,702
National Research Initiative.....	7,386	7,631	26,801
Special Research Grants-Earmarks.....	1,175	4,461	0
Small Business Innovation Research.....	1,788	1,788	0
Subtotal Research and Development.....	16,861	18,589	30,503
Education and Outreach			
Formula Programs.....	96	96	1,406
Subtotal, Outreach and Education.....	96	96	1,406
Energy Efficiency and Conservation:			
Formula Programs.....	413	413	413
<b>Total, CSREES.....</b>	<b>17,370</b>	<b>19,098</b>	<b>32,322</b>
<b>Economic Research Service (ERS)</b>			
Research and Development.....	0	750	932
Education and Outreach.....	0	250	425
<b>Total, ERS.....</b>	<b>0</b>	<b>1,000</b>	<b>1,357</b>

**UNITED STATES DEPARTMENT OF AGRICULTURE**  
**Biobased Products, Bioenergy/Renewable Energy Related Programs**

(Dollars in Thousands)

	<b>FY 2007</b>	<b>FY 2008</b>	<b>FY 2009</b>
	<b>Actual</b>	<b>Estimate</b>	<b>Budget</b>
<b>National Agricultural Statistics Service (NASS)</b>			
Energy Efficiency and Conservation-Biobased	200	200	3,000
<b>Total, NASS</b>	200	200	3,000
<b>NATURAL RESOURCES AND ENVIRONMENT</b>			
<b>Forest Service (FS)</b>			
Commercialization-Renewable Energy	20,800	27,840	28,200
Research and Development:			
Biobased Products Research-Renewable Energy	1,500	1,500	1,500
Biomass and Bioenergy Research	10,750	10,750	12,050
Subtotal Research & Development	12,250	12,250	13,550
<b>Total, FS</b>	33,050	40,090	41,750
<b>Natural Resources Conservation Service (NRCS)</b>			
Energy Efficiency and Conservation	69	69	69
Web-Based Tools to Support Energy Management	69	69	69
<b>Total, NRCS</b>	69	69	69
<b>RURAL DEVELOPMENT</b>			
<b>Rural Development (RD)</b>			
Commercialization:			
Guaranteed Business and Industry Loans	3,113	4,320	4,350
Guaranteed Business and Industry Loans (Program Level)	(71,402)	(100,000)	(100,000)
Rural Economic Development Loans	90	598	0
Rural Economic Development Loans (Program Level)	(400)	(1,399)	(0)
Value-added Grants	2,952	6,600	0
Renewable Energy/Efficiency Grants	19,102	17,874	0
Renewable Energy/Efficiency Loans	3,706	17,874	0
Renewable Energy/Efficiency Loans (Program Level)	(57,098)	(184,458)	(0)
Subtotal, Commercialization	28,963	47,266	4,350
<b>Total, RD</b>	28,963	47,266	4,350
<b>Total, USDA Biobased Products, Bioenergy/Renewable Energy Programs</b>	<b>154,597</b>	<b>181,322</b>	<b>156,111</b>

UNITED STATES DEPARTMENT OF AGRICULTURE  
Bioenergy/Renewable Energy Programs

(Dollars in Thousands)

Bioenergy/Renewable Energy Programs a/

	FY 2007 Actual	FY 2008 Estimate	FY 2009 Budget
Commercialization.....	\$39,363	\$59,266	\$17,950
Research and Development .....	35,073	39,310	59,182
Education and Outreach.....	149	399	1,229
Energy Efficiency and Conservation.....	489	489	3,289
<b>Total, Bioenergy/Renewable Energy Programs (Discretionary Budget Authority).....</b>	<b>75,074</b>	<b>99,464</b>	<b>81,650</b>
<b>Total, Bioenergy/Renewable Energy Programs (Program Level).....</b>	<b>(197,065)</b>	<b>(362,529)</b>	<b>(177,300)</b>
<b>RECAP, by Agency, Budget Authority:</b>			
Agricultural Research Service (ARS).....	21,331	21,838	25,189
Cooperative State Research, Education, & Ext. Service (CSREES).....	10,461	13,441	28,135
National Agricultural Statistics Service (NASS).....	0	0	2,800
Economic Research Service (ERS).....	0	1,000	1,357
Forest Service (FS).....	14,250	15,850	19,750
Natural Resources Conservation Service (NRCS).....	69	69	69
Rural Development (RD).....	28,963	47,266	4,350
<b>Total, Bioenergy/Renewable Energy Programs .....</b>	<b>75,074</b>	<b>99,464</b>	<b>81,650</b>

a/ Does not include mandatory funding or Farm Bill proposals.

UNITED STATES DEPARTMENT OF AGRICULTURE  
Biomass/Renewable Energy Programs

(Dollars in Thousands)

	FY 2007 Actual	FY 2008 Estimate	FY 2009 Budget
<b>Biomass/Renewable Energy Programs Detail</b>			
<b>RESEARCH, EDUCATION AND ECONOMICS</b>			
<b>Agricultural Research Service (ARS)</b>			
Research and Development.....	\$21,271	\$21,778	\$25,129
Education and Outreach.....	53	53	53
Energy Efficiency and Conservation.....	7	7	7
<b>Total, ARS.....</b>	<b>21,331</b>	<b>21,838</b>	<b>25,189</b>
<b>Cooperative State Research, Education, &amp; Ext. Service (CSREES)</b>			
<b>Research and Development:</b>			
Formula Programs.....	1,609	1,194	1,001
National Research Initiative.....	6,555	6,800	25,970
Special Research Grants-Earmarks.....	0	3,150	0
Small Business Innovation Research.....	1,788	1,788	0
Subtotal Research and Development.....	9,952	12,932	26,971
<b>Education and Outreach:</b>			
Formula Programs.....	96	96	96
Institution Challenge Grants.....	0	0	655
Subtotal, Outreach and Education.....	96	96	751
Energy Efficiency and Conservation.....	413	413	413
Formula Programs.....	10,461	13,441	28,135
<b>Total, CSREES.....</b>	<b>10,461</b>	<b>13,441</b>	<b>28,135</b>
<b>National Agricultural Statistics Service (NASS)</b>			
Energy Efficiency and Conservation.....	0	0	2,800
<b>Economic Research Service (ERS)</b>			
Research and Development.....	0	750	932
Education and Outreach.....	0	250	425
<b>Total, ERS.....</b>	<b>0</b>	<b>1,000</b>	<b>1,357</b>
<b>NATURAL RESOURCES AND ENVIRONMENT</b>			
<b>Forest Service (FS)</b>			
Commercialization-Renewable Energy.....	10,400	12,000	13,600
<b>Research and Development:</b>			
Bio-based Products Research-Renewable Energy.....	1,500	1,500	1,500
Biomass and Bioenergy Research.....	2,350	2,350	4,650
Subtotal Research & Development.....	3,850	3,850	6,150
<b>Total, FS.....</b>	<b>14,250</b>	<b>15,850</b>	<b>19,750</b>

**UNITED STATES DEPARTMENT OF AGRICULTURE**  
**Bioenergy/Renewable Energy Programs**

(Dollars in Thousands)

	<u>FY 2007</u> <u>Actual</u>	<u>FY 2008</u> <u>Estimate</u>	<u>FY 2009</u> <u>Budget</u>
<b>Natural Resources Conservation Service (NRCS)</b>			
Web-Based Tools to Support Energy Management and Anaerobic Convertors.....	69	69	69
<b>Total, NRCS.....</b>	<b>69</b>	<b>69</b>	<b>69</b>
<b>RURAL DEVELOPMENT</b>			
<b>Rural Development (RD)</b>			
Commercialization:			
Guaranteed Business and Industry Loans.....	3,113	4,320	4,350
Guaranteed Business and Industry Loans (Program Level).....	(71,402)	(100,000)	(100,000)
Rural Economic Development Loans.....	90	598	0
Rural Economic Development Loans (Program Level).....	(400)	(1,399)	(0)
Value-added Grants.....	2,952	6,600	0
Renewable Energy/Efficiency Grants.....	19,102	17,874	0
Renewable Energy/Efficiency Loans.....	3,706	17,874	0
Renewable Energy/Efficiency Loans (Program Level).....	(57,098)	(184,458)	(0)
Subtotal, Commercialization.....	28,963	47,266	4,350
<b>Total, RD.....</b>	<b>28,963</b>	<b>47,266</b>	<b>4,350</b>
<b>Total, USDA Bioenergy/Renewable Energy Programs.....</b>	<b>75,074</b>	<b>99,464</b>	<b>81,650</b>

UNITED STATES DEPARTMENT OF AGRICULTURE  
Biobased Products Programs

(Dollars in Thousands)

Biobased Products Programs <sup>a/</sup>

	FY 2007 Actual	FY 2008 Estimate	FY 2009 Budget
Commercialization.....	\$11,636	\$16,843	\$15,676
Research and Development.....	67,687	64,815	57,930
Education and Outreach.....	0	0	655
Energy Efficiency and Conservation.....	200	200	200
<b>Total, Biobased Products Programs (Budget Authority).....</b>	<b>79,523</b>	<b>81,858</b>	<b>74,461</b>
Total, Biobased Products Programs (Program Level).....	(79,523)	(81,858)	(74,461)
<b>RECAP, by Agency, Budget Authority:</b>			
Agricultural Research Service (ARS).....	50,774	49,233	45,368
Cooperative State Research, Education, & Ext. Service (CSREES).....	6,909	5,657	4,187
Forest Service (FS).....	18,800	24,240	22,000
Office of the Chief Economist (OCE).....	2,454	2,175	2,320
Departmental Administration (DA).....	386	353	386
National Agricultural Statistic Service (NASS).....	200	200	200
<b>Total, Biobased Products Programs.....</b>	<b>79,523</b>	<b>81,858</b>	<b>74,461</b>

<sup>a/</sup> Does not include mandatory funding or Farm Bill proposals.



**UNITED STATES DEPARTMENT OF AGRICULTURE**  
**Biobased Products Programs**

(Dollars in Thousands)

**Biobased Products Programs Detail**

**OFFICE OF THE SECRETARY**  
**Office of the Chief Economist (OCE)**

Commercialization:				
Interagency biobased procurement efforts.....	\$774	\$501		\$462
Preferred Procurement and Labeling Program for Biobased Products.....	76	149		228
Subtotal, Commercialization.....	850	650		690
Research and Development.....	1,604	1,525		1,630
<b>Total, OCE.....</b>	<b>2,454</b>	<b>2,175</b>		<b>2,320</b>

**Departmental Administration (DA)**

Commercialization:				
Federal Procurement of Biobased Products (Sec. 9002).....	386	353		386
<b>Total, DA.....</b>	<b>386</b>	<b>353</b>		<b>386</b>

**RESEARCH, EDUCATION AND ECONOMICS**

<b>Agricultural Research Service (ARS)</b>				
Research and Development-Biobased.....	50,774	49,233		45,368
<b>Total, ARS.....</b>	<b>50,774</b>	<b>49,233</b>		<b>45,368</b>

**Cooperative State Research, Education, & Ext. Service (CSREES)**

Research and Development-Biobased				
Formula Programs.....	4,903	3,515		2,701
National Research Initiative.....	831	831		831
Special Research Grants-Farmarks.....	1,175	1,311		0
Subtotal, Research and Development-Biobased.....	6,909	5,657		3,532
Education and Outreach.....				
Formula Programs.....	0	0		655
<b>Total, CSREES.....</b>	<b>6,909</b>	<b>5,657</b>		<b>4,187</b>

**National Agricultural Statistics Service (NASS)**

Energy Efficiency and Conservation-Biobased.....	200	200		200
<b>Total, NASS.....</b>	<b>200</b>	<b>200</b>		<b>200</b>

**NATURAL RESOURCES AND ENVIRONMENT**

<b>Forest Service (FS)</b>				
Commercialization.....	10,400	15,840		14,600
Research and Development-Biobased.....	8,400	8,400		7,400
<b>Total, FS.....</b>	<b>18,800</b>	<b>24,240</b>		<b>22,000</b>
<b>Total, USDA Biobased Products Programs.....</b>	<b>79,523</b>	<b>81,858</b>		<b>74,461</b>

## ALTERNATIVE ENERGY EXPERTS

Ms. KAPTUR. So I would appreciate that for our own perusal and for the record. I also wondered, Mr. Secretary, in pushing this agenda for sustainable and renewable energy through agriculture, do you have a team of people that travel? For example, I come from a state with no renewable energy portfolio. They are trying to get it down there in our state capitol, but you were governor and you know what that is like. And yet we have a region right on Lake Erie with all this wind, we have the asset. And I am bringing in lots of grant money and other money to our region to tool up wind energy and solar and geothermal but not through Agriculture. Do you have a team of energy experts that could look at what we are doing and maybe partner with us where it is appropriate with some of our schools, places that exist on rural campuses where perhaps the rural electric provider, the adjacent rural electric provider could cooperate with them? I do not know, you are sort of out there and you are not connected but yet as I see you as potential. Do you have a group of energy people that travel the country? Do you have a team that looks at areas and looks for potential?

Mr. SCHAFER. I think, as the Deputy Secretary mentioned, we do have alternative energy experts in USDA. I believe with our focus and our limited resources, they are there in the bio-energy field. I am not sure that we have the capability to go in and measure a wind tunnel or test geothermal wells or things like that to see if they have potential. In my opinion, having been governor, it seems to me that that is a state purview, knowing the infrastructure and capabilities of alternative energy from the state level I think is most important. But I am reluctant to say we have a lot of information and availability of experts in wind and geothermal and other things that are not bio-based renewable energy. We know that area, I am not sure that we really have a lot of smarts in the other areas.

Ms. KAPTUR. Okay, that is an honest answer. I would appreciate a summary that your department might give us that talks about the energy programs you do have, the bio-energy programs that you do have, the loan programs, value-added, whatever it might be, that we could share with our farmers and our local rural town executives because our state is behind the others. Chances are they do not know.

Mr. SCHAFER. And we are glad to provide that. And I would also point out that through the Rural Development Programs, that we do have loan programs, we do have assessment capabilities of business plans, which would include using the proper technology and resources. So we are able to deliver support and grant loan and direct loan—or loan guarantee programs.

Ms. KAPTUR. Alright.

Mr. SCHAFER. Or businesses that develop in rural areas, so we can look at it from a business standpoint, whether it is an appropriate investment and get appropriate return on investment from that standpoint. Again, we will give you all those programs, we will get you what we have. They are available through your local rural development agency.

Ms. KAPTUR. Okay.

[The information follows:]

#### ENERGY PROGRAMS

Under the direction of USDA's Energy Council, an Energy Matrix was created to assist the public in navigating the numerous USDA programs that respond to energy-related issues and opportunities. The Matrix allows the public to search either by agency, technology type or program. The website is: <http://www.usda.gov/rus/index2/0208/EnergyPrograms.htm>.

This site contains a comprehensive listing of the USDA programs that provide outreach and education, technical assistance, financial support for infrastructure, and the adoption of energy-saving products by USDA. The list of programs includes those that are directly involved in energy-related issues and those that may have ancillary involvement.

Mr. SCHAFER. And there is a strong USDA support group out there to help your local businesses in rural areas to expand.

Ms. KAPTUR. Well, I would like to make this information available to them. And, Madame Chair, I do not know if you face this in Connecticut or not, but let me give you an issue, Mr. Secretary, where again we need attention at the top. One of the counties I represent, Lucas County, has a population of over 450,000. Its major city is Toledo. The county government has decided to power the downtown, the county government has its headquarters in the downtown of a city of 350,000, so it is not in a rural area, but the county government, which does include a lot of rural lands on the outside, decided that they were going to create a power system in the downtown where they were going to procure bio-mass to fuel their burner that they are going to be using and to put this through a steam plant in the downtown. I said, "Who are you working with on this?" They said, "Chevron." I said, "Chevron? Where are you going to buy your product?" "Well, we will let Chevron worry about that." I said, "No, why not work with our farmers in the region?" "Well, Marcy, where would we get the corn cobs, where would we get the input?" I said, "Well, that is exactly where you get it, from some of our co-ops." But where I would appreciate help, if you could identify somebody in your department that I could introduce to our county commissioners and say this is how you think—to these urban country commissioners, this is how you think about networking with the country even though USDA does not see inside the city yet, they want to partner with a rural provider that would be Rural Development, that would be providing this input over a long period of time. If there is somebody in your shop there that you could refer me to that I could put them in touch with, I would be grateful because I think there is a marriage here.

Mr. SCHAFER. Well, we will do that. I am pretty sure that we have a Rural Development agency in Toledo, so we can make that hook up.

Ms. KAPTUR. Thank you, Madame Chair.

Ms. DELAURO. I have no more questions. We are going to conclude the hearing. Let me just offer my appreciation to you, Mr. Secretary, Deputy Secretary Conner, Dr. Glauber, and to Mr. Steele, who is our steady participant over the next several months. I appreciate your patience and your willingness to be so forthcoming, and I look forward to a very productive relationship, Mr. Secretary. Thank you very, very much.

Mr. SCHAFER. Thank you, Madame chairwoman.

Ms. DELAURO. The hearing is concluded. Thank you.

**UNITED STATES DEPARTMENT OF AGRICULTURE  
SECRETARY OF AGRICULTURE  
QUESTIONS FOR THE RECORD-HOUSE APPROPRIATIONS HEARING  
February 13, 2008**

QUESTIONS SUBMITTED BY MS. DeLAURO

Ms. DeLauro: Please provide a cross-cut table for fiscal years 2007 through 2009 by agency and program, with department-wide totals and a description for each activity included, for both funding and FTEs for each of the following areas:

- Food safety:  
Food safety research
- Organic agriculture
- Animal welfare
- Selected Pests and Diseases:  
Viral hemorrhagic septicemia  
Avian influenza  
BSE
- Nutrition
- Renewable energy
- Enterprise zones/empowerment communities
- Information technology
- Conservation (showing domestic and mandatory separately and including research)
- Domestic food programs
- Codex Alimentarius
- Tobacco-related activities and expenditures
- International Activities:  
Activities conducted outside the United States,  
including USDA employees stationed abroad;  
Trade
- Laboratory networks, such as the National Animal Health Lab Network
- Biotechnology

Response: The attached crosscut exhibits reflect obligations in the actual fiscal year incurred. The information is provided for the record.

[The information follows:]

**UNITED STATES DEPARTMENT OF AGRICULTURE**  
**Food Safety and Food Safety Research Programs**  
(Dollars in Thousands)

	2007	2007	2008	2008	2009	2009
	<u>Actual</u>	<u>FTE</u>	<u>Estimate</u>	<u>FTE</u>	<u>Budget</u>	<u>FTE</u>
<b><u>Agency</u></b>						
Agricultural Research Service (ARS).....	\$105,176	819	\$104,495	819	\$105,762	822
Cooperative State Research, Education, and						
Extension Service (CSREES).....	24,824	8	24,721	8	39,420	8
Economic Research Service (ERS).....	693	5	693	5	693	5
Food and Nutrition Service (FNS).....	775	0	1,991	0	2,000	0
Food Safety and Inspection Service (FSIS).....	892,136	9,276	929,742	9,515	951,946	9,515
Office of the Chief Economist (OCE).....	370	3	368	3	387	3
<b>Total, Food Safety Programs.....</b>	<b>1,023,974</b>	<b>10,111</b>	<b>1,062,010</b>	<b>10,350</b>	<b>1,100,208</b>	<b>10,353</b>

The Agricultural Research Service conducts food safety research designed to yield science-based knowledge on the safe production, storage, processing and handling of plant and animal products, and on the detection and control of toxin-producing and/or pathogenic bacteria and fungi, parasites, chemical contaminants and plant toxins, to assist regulatory agencies and the food industry in reducing the incidence of foodborne illnesses.

The Cooperative State Research, Extension, and Education Service seeks to reduce the incidence of foodborne illness and provide a safer food supply by supporting research, education, and extension activities addressing current priority issues and multiple disciplines in food safety. Some examples include food safety basic and applied research, antimicrobial resistance, consumer and professional food safety education, food processing technology, and food biosecurity. Food safety research is supported through the National Research Initiative, the National Integrated Food Safety program, both of which are awarded competitively. Hatch Act and other formula funds support food safety projects, including multistate projects.

The Economic Research Service conducts economic research on food safety programs and policies, including consumer benefits from risk reduction, production tradeoffs in reducing hazards, impact of proposed regulations and international harmonization, and the implications of changing demographics on food safety economics.

The Food and Nutrition Service's (FNS) food safety education funds are used to reinforce and expand its efforts to provide Child Nutrition Programs operators with continuous, effective training and technical assistance in food safety and food defense. FNS develops materials, ensures their delivery at all appropriate levels, makes training available at all possible levels, and facilitates the implementation of food safety requirements into the operators' food service operations.

The Food Safety and Inspection Service (FSIS) is the public health agency responsible for ensuring that the Nation's commercial supply of meat, poultry, and processed egg products is safe, wholesome, and accurately labeled and packaged. FSIS is composed of two major inspection programs: (1) Meat and Poultry Inspection and (2) Egg Products Inspection. FSIS conducts inspection activities at Federally-inspected establishments; and for States not under Federal inspection, the agency ensures that State meat, poultry, and egg products inspection programs have standards that are at least equivalent to Federal standards. FSIS also ensures that meat, poultry, and egg products imported to the United States are produced under standards equivalent to U.S. inspection standards, and facilitates the certification of exported goods.

The Office of the Chief Economist houses the Office of Risk Assessment and Cost Benefit Analysis (ORACBA), which employs scientists who serve on the Executive Board of the 18-agency Risk Assessment Consortium (RAC). ORACBA provides financial support for RAC programs to advance development and understanding of risk assessment; ensures major USDA food safety regulations are supported by sound risk assessments and economic analyses; and provides technical advice to agencies and international organizations on modeling dose-response relationships. Risk assessment methods are used to assess risk reduction potential of alternative livestock production practices and antimicrobial interventions in slaughter and processing environments.

**UNITED STATES DEPARTMENT OF AGRICULTURE**  
**Organic Agriculture**  
(Dollars in Thousands)

	FY 2007		FY 2008		FY 2009	
	Actual	FTE	Estimate	FTE	Estimate	FTE
<b>FARM and FOREIGN AGRICULTURAL SERVICE</b>						
Risk Management Agency						
Organic Program	\$112	2	\$112	2	\$196	3
<b>MARKETING AND REGULATORY PROGRAMS</b>						
Agricultural Marketing Service						
National Organic Program	2,057	13	3,127	19	3,881	22
<b>RESEARCH, EDUCATION AND ECONOMICS</b>						
Agricultural Research Service						
Organic Agriculture Research	60,821	148	58,757	141	47,168	113
Cooperative State Research, Education and Extension Service						
Organic Agriculture	10,346	2	12,010	2	6,580	2
Economic Research Service						
Organic farming and consumer preferences	950	3	950	3	950	3
<b>Total, Organic Agriculture</b>	<b>74,286</b>	<b>167</b>	<b>74,956</b>	<b>166</b>	<b>58,775</b>	<b>142</b>

**PROGRAM DESCRIPTIONS**

**FARM and FOREIGN AGRICULTURAL SERVICES**

**Risk Management Agency:**

Since enactment of the Agricultural Risk Protection Act of 2000, over 370 commodities covered by the Risk Management Agency (RMA) are now eligible for coverage. Coverage is available for both transitional to organic and certified organic acreage, in accordance with approved underwriting guidelines and procedures. Organic farmers are eligible for production losses from damage due to multiple perils including insects, disease, and/or weeds. Organic producers participating in the crop insurance program are required to pay 5% surcharge on their crop insurance policy due to very limited data on organic production, yields, and pricing. For this reason, RMA is unable to estimate empirical premium rates, or expected yields for organic production for any crop. The Administration's Farm Bill proposal would build on efforts to collect further organic market data. As organic price data becomes available, RMA will continue to analyze empirical information for possible development of unique organic prices as actuarially appropriate.

**MARKETING AND REGULATORY PROGRAMS**

**Agricultural Marketing Service:**

The National Organic Program is authorized by the Organic Foods Production Act of 1990, and requires AMS to develop and maintain national standards governing the production and handling of agricultural products labeled as organic. AMS provides support to the National Organic Standards Board, reviews materials for the national list of allowed synthetic materials, and coordinates the enforcement and appeals process. The legislation also requires AMS to examine and accredit State and private certifying agents to ensure their compliance with national organic standards. AMS accredits foreign agents who certify products labeled organic for export to the U.S. and a foreign government that operates an organic accreditation program for organic exports to the U.S. must be approved under a recognition agreement granted by USDA. The nationwide program supports USDA Goal 2 by increasing the efficiency and enhancing the competitiveness of domestic agricultural marketing for organic products. Program administration is funded from appropriations.

**RESEARCH, EDUCATION AND ECONOMICS**

The Administration's Farm Bill proposes \$10 million for this mission area to conduct research on conservation and environmental outcomes of organic agriculture, and new seed varieties suited to organic agriculture.

**Agricultural Research Service:**

**ARS Organic Agriculture Research:**

- Develop transition strategies for conventional-to-organic production with known risk of economic loss.
- Identify plant growth efficiency mechanisms and combine with soil fertility management strategies to increase crop productivity under organic production conditions.
- Develop whole-system biological-based strategies for weed, insect pest, and disease control using preventive management as first defense, and therapeutic controls as rescue practices.
- Compare the prevalence of pathogens and their transport in organic and conventional fresh produce production, and develop whole-system strategies to prevent their occurrence.
- Develop whole-system biological-based management strategies for prevention of parasites in small ruminant grazing animals.
- Determine the effects of organic production practices and whole-farm systems on ecosystem services, and provide guidelines to support USDA Farm Bill Conservation Title programs.
- Identify optimal whole-farm strategies to integrate crop and livestock enterprises to increase on-farm resource utilization, increase profitability, and enhance natural resource quality.
- Develop market-driven production strategies to satisfy urban consumer demand for regional organic and other specialty food products, and diversify food supply chains for increased national food security.



**Cooperative State Research, Education and Extension Service:**

CSREES provides national program leadership for organic agriculture through formula and competitive programs, such as the Organic Transitions Program, which funds the development and implementation of research, extension, and higher education programs to improve the competitiveness of organic producers and producers who are adopting organic practices. FTE are based on a portion of staff time of various staff associated with program activities and awards.

**Economic Research Service:**

ERS examines the expansion of organic farming, one of the fastest growing segments of U.S. agriculture, and the changes in consumer preferences for organically grown products.

UNITED STATES DEPARTMENT OF AGRICULTURE  
Animal Welfare  
(Dollars in Thousands)

	FY 2007		FY 2008		FY 2009	
	Actual	FTE	Estimate	FTE	Estimate	FTE
<b>MARKETING AND REGULATORY PROGRAMS</b>						
Animal and Plant Health Inspection Service						
Animal Welfare	\$17,473	183	\$20,498	200	\$21,522	204
<b>RESEARCH, EDUCATION AND ECONOMICS</b>						
Agricultural Research Service						
Animal Well-Being Research	2,086	6	2,309	7	2,309	7
Cooperative State Research, Education and Extension Service						
Animal Welfare	9,973	1	8,610	1	6,496	1
Economic Research Service						
Economics of Animal Welfare	23	0	23	0	23	0
<b>Total, Animal Welfare</b>	<b>29,555</b>	<b>190</b>	<b>31,440</b>	<b>208</b>	<b>30,350</b>	<b>212</b>

**PROGRAM DESCRIPTIONS**

**Animal and Plant Health Inspection Service:**

Animal Care provides leadership for determining standards of humane care and treatment of animals. We implement these standards and achieve compliance through inspection, education, and cooperative efforts.

**Agricultural Research Service:**

Food animal production is important to US consumers as a major source of food nutrients and part of the national economy, valued at over \$100 billion annually. Measures of animal well being and stress give producers and consumers information to evaluate management practices and determine which methods best assure the well being and productivity of animals used in food production. The demand for this knowledge has increased in recent years as more animal welfare specifications are being placed on production systems by the retail and food service industries.

ARS conducts research to understand and optimize the care and well being of production animals. Animal stress is a both a societal and economic production concern. Improved states of well being are known to be associated with better health, growth and reproduction. The research strategy focuses on indicators of animal stress and well being that can be refined and applied to the assessment of individual management practices and development of decision support systems. Stress caused by social, psychological, nutritional and environmental stressors and the interactions thereof in the physiology of the animal need to be understood to limit negative impacts on care, production efficiency and well being.

Animal stress and well being research benefits animals, producers and consumers by reducing animal health care costs and improving food production efficiencies. Achievement of these economic and societal goals will help make US animal products more affordable in domestic markets and competitive in world markets.

**Cooperative State Research, Education and Extension Service:**

The Agency provides national program leadership for research, extension, and education programs in animal welfare and well-being as a component of the CSREES Animal Systems Portfolio. These programs are carried out in cooperation with our university partners through a variety of funding authorities. CSREES also ensures that these programs are coordinated with other Federal agencies such as ARS and APHIS. In addition, CSREES staff ensure that all animal research funded by the Agency is in compliance with the Animal Welfare Act and other Agency policies related to animal welfare. FTE are based on a portion of staff time of various staff associated with program activities and awards.

**Economic Research Service:**

ERS monitors current developments on animal welfare to identify possible implications for U.S. livestock and food production. ERS also maintains a briefing room on its website titled, "Animal Production and Marketing Issues: Animal Care and Food Safety" that touches on the subject of animal welfare and defines pertinent terms.

**UNITED STATES DEPARTMENT OF AGRICULTURE**  
**Selected Pests and Diseases**  
(Dollars in Thousands)  
Estimated Funding

	2007 Actual	FTE	2008 Estimate	FTE	2009 Budget	FTE
<b>Bovine Spongiform Encephalopathy (BSE):</b>						
Research and Methods Development.....	\$7,109	10.0	\$6,990	8.5	\$6,990	8.5
Agricultural Research Service.....						
Control.....						
APHIS/Direct Appropriations (Animal Health Monitoring and Surveillance-AHMS).....	17,119	115.0	17,553	115.0	17,799	115.0
APHIS/CCC Funding (BSE Surveillance).....	401	0.0	0	0.0	0	0.0
Total, Control.....	17,520	115.0	17,553	115.0	17,799	115.0
Regulatory.....						
Food Safety and Inspection Service.....						
Surveillance of Feed Animals.....	1,773	10.0	1,773	10.0	1,773	10.0
Advanced Meat Recovery Systems.....	1,229	0.0	1,229	0.0	1,229	0.0
Overhead and Administration.....	98	2.0	98	2.0	98	2.0
Ongoing Inspection and Related Activities.....	3,100	12.0	3,100	12.0	3,100	12.0
Total, BSE.....	27,729	137.0	27,643	135.5	27,889	135.5
<b>Avian Influenza - High and Low Path</b>						
Research.....						
Agricultural Research Service/Direct Approp.....	2,358	3.3	2,499	3.8	2,499	3.8
Agricultural Research Service/Suppl. Approp.....	4,129	0.0	0	0.0	0	0.0
CSREES - Research and Education.....	644	0.5	483	0.5	231	0.5
Total, Research.....	7,131	3.8	2,982	4.3	2,730	4.3
Control.....						
APHIS/Direct Appropriations (2008 combined w HPAI).....	57,689	185	66,973	161	66,849	159
APHIS/Suppl. Appropriations.....	31,691	71	0	0	0	0
APHIS/CCC Funding.....	3,745	29	0	0	0	0
Total, Control.....	93,325	285	66,973	161	69,849	159
Total, AI.....	100,456	289	69,955	165	82,579	163
<b>Viral Hemorrhagic Septicemia</b>						
APHIS/Direct Appropriations.....	0	0.0	5,561	0.0	2,528	0.0
APHIS/Contingency Fund.....	1,052	0.0	0	0.0	0	0.0
Total, VHS.....	1,052	0.0	5,561	0.0	2,528	0.0

7/10/2008

**UNITED STATES DEPARTMENT OF AGRICULTURE**  
**Nutrition Crosscut**  
**(Dollars in Thousands)**

	2007	2007	2008	2008	2009	2009
	<u>Actual</u>	<u>FTE</u>	<u>Estimate</u>	<u>FTE</u>	<u>Budget</u>	<u>FTE</u>
<b>Obesity and Healthy Weight</b>						
Agricultural Research Service.....	\$21,049	71	\$23,360	72	\$30,019	132
Cooperative State Research, Education and Extension Service.....	86,337	3.5	88,342	3.5	83,391	3.5
Economic Research Service.....	4,978	20	4,978	22	4,978	22
Food, Nutrition and Consumer Services.....	730,100	38	779,847	40	788,064	40
Total, Obesity and Healthy Weight.....	842,464	133	896,527	138	906,452	198
<b>All Other Nutrition Promotion/Education and Research Programs (excludes the above)</b>						
Agricultural Research Service.....	64,968	219	61,979	218	49,460	153
Cooperative State Research, Education and Extension Service.....	20,950	3.5	23,476	3.5	19,197	3.5
Economic Research Service.....	7,402	30	7,402	32	7,402	32
Total, All Other Nutrition Programs.....	93,320	249	92,857	250	76,059	185
<b>Totals, by Agency</b>						
Agricultural Research Service.....	86,017	290	85,339	290	79,479	285
Cooperative State Research, Education and Extension Service.....	107,287	7	111,818	7	102,588	7
Economic Research Service.....	12,380	50	12,380	54	12,380	54
Food, Nutrition and Consumer Services.....	730,100	38	779,847	40	788,064	40
<b>Total, Nutrition.....</b>	<b>935,784</b>	<b>382</b>	<b>989,384</b>	<b>388</b>	<b>982,511</b>	<b>383</b>

The Agricultural Research Service (ARS) Human Nutrition Research Program's portfolio of projects answers a wide spectrum of human nutrition questions by providing authoritative, peer-reviewed, science-based evidence. ARS scientists study the role of food and dietary components in human health from conception to advanced age. Research is conducted in four overarching areas - Nutrition Monitoring and the Food Supply, Science-Based Evidence for Dietary Guidance, Preventing Obesity and Related Diseases, and Life-Stage Nutrition and Metabolism. Under the Preventing Obesity and Related Diseases area ARS focuses on understanding the causes and consequences of obesity and developing integrated food and physical activity strategies for the prevention of obesity and related diseases. New directions include the ARS Obesity Prevention Research Initiative that will be initiated in 2008 to study the role of the healthful eating and physical activity patterns set forth in the *Dietary Guidelines for Americans* in preventing unhealthy weight gain.

Cooperative State Research, Education, and Extension Service (CSREES), in partnership with the Cooperative Extension System, delivers community-based nutrition education programs that help individuals, families, and communities make informed decisions and food and lifestyles that support their health, economic, and social well-being

through the Expanded Food and Nutrition Education Program and through Smith-Lever and other extension formula funds. CSREES also sponsors nutrition-related research through the Hatch Act and other formula programs, and through competitive awards under the National Research Initiative. Projects funded under the National Research Initiative are intended to lead to a better understanding of the behavioral and environmental factors that influence obesity and help and evaluate effective interventions to prevent obesity.

Economic Research Service conducts economic research and analysis on food choices and the nutrition outcomes from those choices. Topics of research include the demographic, social, and economic determinants of food and nutrient consumption; interrelationships between food and non-food consumption; consumer valuation of quality, safety, and nutrition characteristics; and the role of information in determining food choices.

The Food and Nutrition Service (FNS) employees develop guidance materials and policy documents; formulate education interventions; disseminate knowledge and effective strategies; and perform a variety of other activities. The agency also works with public and private entities that have a shared interest and responsibility for nutrition and related issues to coordinate and promote nutrition education for the FNS target populations. The Food Stamp, Child Nutrition, and WIC Programs use the latest *Dietary Guidelines for Americans* to calibrate their food benefits. All of the nutrition assistance programs, myriad nutrition education and promotion programs government-wide, as well as private sector nutrition education and promotion efforts, use the *Dietary Guidelines for Americans* as their focal point. The purpose of Food Stamp Nutrition Education is to improve the likelihood that Food Stamp Program participants, applicants, and eligible low-income people will make healthy food choices within a limited budget and choose active lifestyles consistent with the current *Dietary Guidelines for Americans* and MyPyramid. Team Nutrition under the Child Nutrition Programs complements the President's HealthierUS Initiative and strives to instill healthy behaviors in children to prevent nutrition-related health problems, including obesity, diabetes, and other nutrition related illnesses. For WIC Program participants, nutrition education is conducted through individual or group sessions and through the provision of materials designed to achieve a positive change in dietary and physical activity habits and improve health status. Participants are also counseled on the importance of WIC foods in preventing and overcoming specific risk conditions indentified during certification activities.

**UNITED STATES DEPARTMENT OF AGRICULTURE**  
**Biobased Products, Bioenergy/Renewable Energy Related Programs**

(Dollars in Thousands)

	FY 2007 Actual	FTE	FY 2008 Estimate	FTE	FY 2009 Budget	FTE
<b>Biobased Products, Bioenergy/Renewable Energy Related Programs <sup>M</sup></b>						
Commercialization	\$50,999		\$76,109		\$33,626	
Research and Development	102,760		104,125		117,112	
Education and Outreach	149		399		1,884	
Energy Efficiency and Conservation	689		689		3,489	
<b>Total, Biobased Products, Bioenergy/Renewable Energy Programs (Budget Authority)</b>	<b>154,597</b>	<b>343</b>	<b>181,322</b>	<b>356</b>	<b>156,111</b>	<b>334</b>
<b>Total, Biobased Products, Bioenergy/Renewable Energy Programs (Program Level)</b>	<b>(276,388)</b>		<b>(444,387)</b>		<b>(251,761)</b>	
<b>RECAP by Agency Budget Authority</b>						
Agricultural Research Service (ARS)	72,105	174	71,071	170	70,557	176
Cooperative State Research, Education, & Ext Service (CSREES)	17,370	3	19,098	3	32,322	3
Economic Research Service (ERS)	0	0	1,000	5	1,357	7
Forest Service (FS)	33,050	106	40,090	100	41,750	97
Natural Resources Conservation Service (NRCS)	69	1	69	1	69	1
Office of the Chief Economist (OCE)	2,454	6	2,175	6	2,320	6
Departmental Administration (DA)	386	0	353	0	386	0
National Agricultural Statistics Service (NASS)	200	0	200	0	3,000	18
Rural Development (RD)	28,963	53	47,266	71	4,350	26
<b>Total, Biobased Products, Bioenergy/Renewable Energy Programs</b>	<b>154,597</b>	<b>343</b>	<b>181,322</b>	<b>356</b>	<b>156,111</b>	<b>334</b>

<sup>M</sup> Does not include mandatory funding or Farm Bill proposals  
Note: FTE distribution is only available by Agency. It is not available by function.

**UNITED STATES DEPARTMENT OF AGRICULTURE**  
**Biobased Products, Bioenergy/Renewable Energy Related Programs**  
(Dollars in Thousands)

**Biobased Products, Bioenergy/Renewable Energy Programs Detail**

**OFFICE OF THE SECRETARY**  
Office of the Chief Economist (OCE)

	FY 2007 Actual	FTE	FY 2008 Estimate	FTE	FY 2009 Budget	FTE
Commercialization						
Interagency biobased procurement efforts	574	2	501	1	542	1
Preferred Procurement and Labeling Program for Biobased Products	76	0	149	0	228	1
Subtotal, Commercialization	650	2	650	2	690	2
Research and Development	1,604	4	1,525	4	1,630	4
<b>Total, OCE</b>	<b>2,454</b>	<b>6</b>	<b>2,175</b>	<b>6</b>	<b>2,320</b>	<b>6</b>

**Departmental Administration (DA)**

Commercialization						
Federal Procurement of Biobased Products (Sec 9002)	386	0	353	0	386	0
<b>Total, DA</b>	<b>386</b>	<b>0</b>	<b>353</b>	<b>0</b>	<b>386</b>	<b>0</b>

**RESEARCH, EDUCATION AND ECONOMICS**

**Agricultural Research Service (ARS)**

Research and Development	72,045	174	71,011	170	70,497	176
Education and Outreach	53		53		53	
Energy Efficiency and Conservation	7		7		7	
<b>Total, ARS</b>	<b>72,105</b>	<b>174</b>	<b>71,071</b>	<b>170</b>	<b>70,557</b>	<b>176</b>

**Cooperative State Research, Education, & Ext. Service (CSREES)**

Research and Development						
Formula Programs	6,512		4,709		3,702	
National Research Initiative	7,386		7,631		26,801	
Special Research Grants-Earmarks	1,175		4,461		0	
Small Business Innovation Research	1,788		1,788		0	
Subtotal Research and Development	16,861		18,589		30,503	
Education and Outreach						
Formula Programs	96		96		751	
Institution Challenge Grants	0		0		655	
Subtotal, Outreach and Education	96		96		1,406	
Energy Efficiency and Conservation						
Formula Programs	413		413		413	
<b>Total, CSREES</b>	<b>17,370</b>	<b>3</b>	<b>19,098</b>	<b>3</b>	<b>32,322</b>	<b>3</b>

**Economic Research Service (ERS)**

Research and Development	0		750		932	
Education and Outreach	0		250		425	
<b>Total, ERS</b>	<b>0</b>	<b>0</b>	<b>1,000</b>	<b>5</b>	<b>1,357</b>	<b>7</b>

Printed 7/10/2004

**UNITED STATES DEPARTMENT OF AGRICULTURE**  
**Biobased Products, Bioenergy/Renewable Energy Related Programs**

(Dollars in Thousands)

	FY 2007 Actual	FTE	FY 2008 Estimate	FTE	FY 2009 Budget	FTE
<b>National Agricultural Statistics Service (NASS)</b>						
Energy Efficiency and Conservation-Biobased	200	0	200	0	3,000	18
<b>Total, NASS</b>	200	0	200	0	3,000	18
<b>NATURAL RESOURCES AND ENVIRONMENT</b>						
<b>Forest Service (FS)</b>						
Commercialization-Renewable Energy	20,800	81	27,840	77	28,200	73
Research and Development						
Biobased Products Research-Renewable Energy	1,500	3	1,500	3	1,500	3
Biomass and Bioenergy Research	10,750	22	10,750	20	12,050	21
Subtotal Research & Development	12,250	25	12,250	23	13,550	24
<b>Total, FS</b>	33,050	106	40,090	100	41,750	97
<b>Natural Resources Conservation Service (NRCS)</b>						
Web-Based Tools to Support Energy Management	69	1	69	1	69	1
<b>Total, NRCS</b>	69	1	69	1	69	1
<b>RURAL DEVELOPMENT</b>						
<b>Rural Development (RD)</b>						
Commercialization						
Guaranteed Business and Industry Loans	3,113		4,320		4,350	
Guaranteed Business and Industry Loans (Program Level)	(71,402)		(100,000)		(100,000)	
Rural Economic Development Loans	90		598		0	
Rural Economic Development Loans (Program Level)	(400)		(1,399)		(0)	
Value-added Grants	2,952		6,600		0	
Renewable Energy/Efficiency Grants	19,102		17,874		0	
Renewable Energy/Efficiency Loans	3,706		17,874		0	
Renewable Energy/Efficiency Loans (Program Level)	(57,098)		(184,458)		(0)	
Subtotal, Commercialization	28,963	53	47,266	71	4,350	26
<b>Total, RD</b>	28,963	53	47,266	71	4,350	26
<b>Total, USDA Biobased Products, Bioenergy/Renewable Energy Programs</b>	154,597	343	181,322	356	156,111	334

Printed 7/10/2008



**Departmental Administration****Commercialization**

Departmental Administration carries out numerous outreach and education activities associated with the BioPreferred procurement program. Through these activities, DA encourages Federal Agency procurement officials to use biobased products. DA has developed numerous tools, including awareness brochures, online training, and a "How to do Biopreferred Business" guide to assist the Federal community in buying biobased products.

**Office of the Chief Economist**

The Office of the Chief Economist is responsible for identifying available biobased products in the marketplace and working with manufacturers to gather product information for designation rulemakings. Through these rulemakings, biobased items (groupings of products) are designated as being available for preferred Federal procurement. In addition, OCE is working with DA to draft a biobased labeling regulation that will create a broadly accepted label that biobased products manufacturers can use to denote the biobased composition of their products.

**Research, Education and Economics****Agricultural Research Service****Research and Development**

In the area of renewable energy products, ARS conducts research to enable the production of bioenergy in ways that (1) minimize the consequent impact on existing markets for food, feed and fiber; (2) maintain the long-term productivity of the natural resource base; and (3) maximize economic returns to farmers and other agricultural producers and processors.

For biobased products, ARS conducts research to develop industrial and consumer products, including biodegradable and compostable products, from agricultural commodities and byproducts that enhance the rural economy by expanding markets for farm products, reduce dependence on imported petroleum and other critical imports (i.e., rubber), and enhance the environment through reducing landfill deposits.

**Cooperative State Research, Education and Extension Service****Research and Development****Formula programs:**

The Hatch Act program supports research conducted by the 1862 land-grant universities through formula allocations and through multi-state projects. Institution directors have the discretion to use Hatch funds for various projects, including renewable energy.

**The National Research Initiative:**

The National Research Initiative (NRI) competitively awards fundamental and applied research projects, and projects that integrate research, extension, and/or education. Competition is open to scientists at all academic institutions, Federal research agencies, private and industrial organizations, and individuals. In FY 2008, the NRI will support research to advance the biological conversion of post-harvest lignocellulosic biomass to value-added industrial products and fuels.

An increase of \$19,170,000 is proposed for the NRI in FY 2009 for Bioenergy and Biobased Fuels from Agriculture.

**Special Research Grants-Earmarks:**

Funds reported here are derived from earmarked Special Research Grants. Recipients are land-grant institutions. The Administration opposes the use of earmarks because they do not provide funding through a process that is competitively based.

**Small Business Innovation Research:**

The Small Business Innovation Research (SBIR) program competitively awards grants to organizations that qualify as a small business concern for research or research and development purposes. In FY 2008, the Biofuels and Biobased Products topic area under the SBIR program will focus on the sustainable production of biofuels and related co-products and on the development of new industrial crops.

**Education and outreach****Formula programs:**

Funds reported here are derived from Smith-Lever 3 b&c formula funds, which provides extension grants to 1862 land grant institutions. Extension activities at the state level assess biomass resources to develop strategies to promote renewable energy and to disseminate information through newsletters and workshops to educate extension agents about renewable energy so they can help their clients make informed decisions.

**Institution Challenge Grants:**

The proposed increase in FY 2009 under the Challenge Grants program will establish a Biobased Products and Bioenergy Academic Center of Excellence. Competitively-awarded grants will be provided to a university-led consortium. The center will integrate scientific, technical, business, social, and ethical issues associated with the emergence of bioenergy systems to create undergraduate curricula that can be adopted by other universities.

**Energy Efficiency and Conservation:**

Funds reported here are a combination of Hatch Act, McIntire, and Evans-Allen formula funding.

**National Agricultural Statistics Service****Energy Efficiency and Conservation:**

Current funding levels allow the agency to collect limited information on the use of fertilizers for selected crops. Funding proposed in the FY 2009 President's budget will be used for a Census of Agriculture follow-up of energy produced on the farm and an annual data series on agricultural inputs used to create energy.

**Economic Research Service****Research and Development**

The agency is conducting research to analyze bioenergy industry impacts upon infrastructure, domestic feed and livestock industries, U.S. and global policies, environmental quality, rural communities and food prices.

**Natural Resources and Environment****Natural Resources Conservation Service****Energy Efficiency and Conservation:**

Web Based tools to support Energy Management and Anaerobic Convertors are provided through the Conservation Technical Assistance (CTA) program. This program provides technical assistance supported by science-based technology and tools to help people conserve, maintain, and improve their natural resources. The CTA Program provides the technical capability, including direct conservation planning, design, and implementation assistance, that helps people plan and apply conservation on the land. A variety of tools for energy conservation have been developed and made available to farmers and ranchers on <http://www.nrcs.usda.gov/Technical/energy/>. These tools include energy estimators for animal housing, irrigation, nitrogen, and tillage.

**Forest Service****Research and Development**

R&D provides science and technology to sustainably produce, manage, harvest, and convert woody biomass to cellulosic ethanol, other biofuels and chemicals.

Provides for the Woody Biomass Grant Program, targeting funds towards small businesses to assist in building capacity for biomass utilization in support of fuels reduction and restoration. Funds also provide for processing and administering multi-product sales that includes biomass, solar wind special land use proposals and authorizations, and geothermal lease applications.

**Rural Development****Commercialization**

Business and Industry (B&I) guaranteed loans to finance technologies that convert biomass into affordable electricity, fuel, chemicals, pharmaceuticals and other materials.

**Renewable Energy and Energy Efficiency improvement program**

The Section 9006 energy program provides loan guarantees and grants to agricultural producers and rural small businesses to purchase and install renewable energy systems and make energy efficiency improvements. Renewable energy systems include those that generate energy from wind, the sun, biomass, and geothermal sources.

Value-added producer grant program

This program provides grants for planning activities and for working capital for marketing value-added agricultural products, and for farm-based renewable energy.

Rural Economic Development grant and loan (REDGrant, REDLoan)

These programs provide funding for rural projects utility organizations. The agency provides zero interest loans and grants to local utilities which they, in turn, pass through to local business for projects that will create and retain employment.

The Empowerment Zone and Enterprise Community program is administered by the Rural Development mission area. It is not a department-wide initiative. Because the program delivery is in conjunction with other RD programs, FTEs associated with EZ/EC cannot be specifically identified. The information on funding is provided for the record.

[The information follows:]

The Empowerment Zone and Enterprise Community Program  
(Dollars in Thousands)

	FY 2007 EZ/EC Obligations			FY 2008 EZ/EC Estimated			FY 2009 EZ/EC Estimated		
	Program Level	Subsidy Rate	Budget Authority	Program Level	Subsidy Rate	Budget Authority	Program Level	Subsidy Rate	Budget Authority
<b>RURAL HOUSING PROGRAMS:</b>									
Direct Community Facility Loans	\$1,035	6.41	\$66	0	5.55	0	\$1,748	5.72	\$100
Sec 502 Dir Single Family Housing	3,886	10.03	390	\$17,978	9.37	\$1,685	0	6.72	0
Sec 504 Housing Repair Loans	196	29.55	58	627	28.27	177	670	26.87	180
Sec 515 Multi-family Housing Loans	0	45.67	0	1,457	42.61	621	0	41.16	0
<b>Subtotal Housing Loans</b>	<b>5,116</b>		<b>514</b>	<b>20,062</b>		<b>2,483</b>	<b>2,418</b>		<b>280</b>
Community Facility Grants	890		890	993		993	0		0
Sec 504 Housing Repair Grants	144		144	596		596	600		600
Sec 523 Mutual Self-Help Grants	140		140	993		993	0		0
Sec 533 Housing Preservation Grants	594		594	596		596	600		600
<b>Subtotal Housing Support Programs</b>	<b>1,768</b>		<b>1,768</b>	<b>3,178</b>		<b>3,178</b>	<b>1,200</b>		<b>1,200</b>
<b>TOTAL HOUSING PROGRAMS</b>	<b>6,885</b>		<b>2,283</b>	<b>23,240</b>		<b>5,660</b>	<b>3,618</b>		<b>1,480</b>
<b>RURAL BUSINESS PROGRAMS:</b>									
Guar Business and Industry Loans	90	4.36	4	0	4.32	0	3,908	4.35	170
Rural Business Enterprise Grants	6,930		6,930	7,252		7,252	0		0
Rural Business Opportunity Grants	983		983	990		990	0		0
RDLF Intermediary Relending	1,993	44.07	878	2,037	42.89	874	2,103	41.85	880
Rural EZ/EC Grants	11,698		11,698	8,130		8,130	0		0
<b>TOTAL BUSINESS PROGRAMS</b>	<b>21,693</b>		<b>20,493</b>	<b>18,409</b>		<b>17,245</b>	<b>6,011</b>		<b>1,050</b>
<b>RURAL UTILITIES PROGRAMS:</b>									
Direct Water and Waste Disposal Loans	15,852	9.96	1,579	17,160	6.81	1,169	39,788	3.77	1,500
Water and Waste Disposal Grants	9,646		9,646	11,443		11,443	4,500		4,500
<b>TOTAL UTILITIES PROGRAMS</b>	<b>25,498</b>		<b>11,225</b>	<b>28,603</b>		<b>12,611</b>	<b>44,288</b>		<b>6,000</b>
<b>TOTAL PROGRAMS</b>	<b>54,077</b>		<b>34,001</b>	<b>70,251</b>		<b>35,517</b>	<b>53,917</b>		<b>8,530</b>

UNITED STATES DEPARTMENT OF AGRICULTURE  
Information Technology Investments  
Based on Exhibit 53's as dated January 4, 2008  
(Dollars in Millions)

AGENCY	FY 2007		FY 2008		FY 2009	
	Actual	FTE	Estimate	FTE	Estimate	FTE
<b>Farm and Foreign Agricultural Services:</b>						
Foreign Agricultural Service .....	\$24.62	45	\$27.70	47	\$30.30	52
Farm Service Agency a/ .....	214.91	347	396.36	380	395.10	380
Risk Management Agency .....	19.90	37	28.70	38	31.50	41
<b>Subtotal, FFAS</b> .....	<b>259.43</b>	<b>429</b>	<b>452.76</b>	<b>465</b>	<b>456.89</b>	<b>473</b>
<b>Food Nutrition and Consumer Services:</b>						
Food and Nutrition Service .....	644.03	60	682.52	59	712.29	59
<b>Food Safety:</b>						
Food Safety and Inspection Service .....	38.26	109	31.13	109	32.13	109
<b>Natural Resources and Environment:</b>						
Natural Resources Conservation Service a/ .....	69.66	59	125.51	59	128.22	59
Forest Service .....	419.55	772	443.10	784	455.50	878
<b>Subtotal, NRE</b> .....	<b>488.21</b>	<b>831</b>	<b>568.61</b>	<b>843</b>	<b>583.72</b>	<b>937</b>
<b>Research, Education and Economics:</b>						
Agricultural Research Service .....	33.91	199	36.56	199	37.58	199
Cooperative State Research, Education & Extension Service .....	8.90	35	9.40	34	9.44	34
Economic Research Service .....	7.92	53	7.93	51	9.13	51
National Agricultural Statistics Service .....	23.53	92	24.23	90	24.23	90
<b>Subtotal, REE</b> .....	<b>74.26</b>	<b>379</b>	<b>78.11</b>	<b>374</b>	<b>79.38</b>	<b>374</b>
<b>Rural Development:</b>						
Rural Development a/ .....	104.26	161	132.35	161	130.10	161
<b>Marketing and Regulatory Programs:</b>						
Agricultural Marketing Service .....	45.26	116	47.70	123	49.06	130
Animal and Plant Health Inspection Service .....	83.23	197	89.45	179	84.66	178
Grain Inspection, Packers & Stockyards Administration .....	7.12	31	10.02	32	7.15	32
<b>Subtotal, MRP</b> .....	<b>135.61</b>	<b>344</b>	<b>147.17</b>	<b>334</b>	<b>140.87</b>	<b>340</b>
<b>Office of the Chief Financial Officer:</b>						
Office of the Chief Financial Officer b/ .....	142.30	137	117.80	155	168.40	156
<b>Office of the Chief Information Officer:</b>						
Office of the Chief Information Officer a/ .....	178.70	775	51.01	775	98.50	769
Service Center Modernization Initiative-IT (SCMI-IT) .....	109.00		a/		a/	
<b>Other Staff Offices:</b>						
Departmental Administration .....	28.70	33	39.51	33	37.11	33
Office of Civil Rights .....	1.90	12	1.86	12	1.86	12
Office of the Chief Economist .....	2.23	5	1.38	5	1.23	5
Office of the General Counsel .....	1.37	3	1.30	3	1.40	3
Office of Inspector General .....	5.19	13	5.67	13	5.14	13
Office of Budget & Program Analysis .....	0.57	4	0.50	4	0.62	4
Office of Communications .....	0.99	7	0.97	7	1.05	7
<b>Subtotal, Staff Offices</b> .....	<b>40.95</b>	<b>77</b>	<b>51.2</b>	<b>77</b>	<b>48.40</b>	<b>77</b>
<b>Total, Information Technology Investments</b> .....	<b>2,106.71</b>	<b>3,301</b>	<b>2,312.64</b>	<b>3,352</b>	<b>2,410.69</b>	<b>3,455</b>

## NOTES:

a/ Service Center Modernization Initiative-Information Technology (SCMI-IT) funding shifted to FSA, RD, and NRE beginning in FY 2008.

b/ Includes an increase of \$25 million for the Government-wide Human Resources Line of Business Initiative, \$10 million for the Financial Management Modernization Initiative and \$5 million for the Corporate Financial Management System.

Agency	Information Technology Program Description		FTE Calculation	
	The AMS Information Technology Program works to ensure that the agency's technology is aligned with the Department's goals and objectives, Presidential Management E-gov initiatives, as well as the Agency's goals and objectives.	The FTE calculation is a total count of staff that are classified in the IT series (0335, 0391, 2210).	The FTE calculation is a total count of staff that are classified in the IT series (0335, 0391, 2210).	
APHIS	The APHIS mission is to protect the health and value of American agriculture and natural resources. Overall, the APHIS IT program strives to support this mission through timely, wise and effective use of information technology resources. APHIS fosters a collegial environment to solve agency challenges and promotes productive internal and external collaboration to deliver its mission. Through the use of technology, APHIS' mobile work force is able to collect, disperse and use information at any time and any place in a user friendly, reliable secure manner.	FTEs provided are based on the requirements, as set forth in the project plan, for implementing and supporting the individual investments in the APHIS portfolio.	The FTE calculation is a total count of staff that are classified in the IT series (0335, 0391, 2210).	
ARS	The purpose of the ARS Information Technology (IT) program is to support and enhance the Agency's administrative and research programs through state-of-the-art information technology, as well as position the Agency to take advantage of productivity-enhancing technologies as they evolve. In addition, all Agency IT activities and programs must be developed and carried-out in a manner consistent with the USDA and ARS Enterprise Architecture as well as all applicable laws, policies, and requirements.	The FTE calculation is a total count of staff that are classified in the IT series (0335, 0391, 2210).	The FTE calculation is a total count of staff that are classified in the IT series (0335, 0391, 2210).	
Civil Rights	CR's Data Management and Customer Service Division supports EEO and civil rights program complaint tracking and processing functions. CR has developed and implemented a USDA-wide IT Civil Rights Enterprise System that provides an integrated data tracking solution for agency Civil Rights Offices, the Assistant Secretary for Civil Rights, and the Department's customers and stakeholders. The system provides consistent, accurate data to satisfy the Department's numerous reporting requirements consistent with the President's Management Agenda and legislation related to the Government Paperwork Elimination Act and government activities.	The FTE calculation is a total count of staff that are classified in the IT series (0335, 0391, 2210).	The FTE calculation is a total count of staff that are classified in the IT series (0335, 0391, 2210).	
CSREES	The Cooperative State Research, Education and Extension Service (CSREES) Information Systems and Technology Management (ISTM) unit is responsible for information technology applications, operations and policy with CSREES. The ISTM staff is comprised of Federal employees and private contractors, who work together to provide quality customer service.	The FTE calculation is a total count of staff that are classified in the IT series (0335, 0391, 2210).	The FTE calculation is a total count of staff that are classified in the IT series (0335, 0391, 2210).	
DA	Manage both department-wide and agency-specific systems, as well as the Agency's information management program. Functions include: policy, security, enterprise architecture, capital planning, system development and maintenance, web development, telecommunications, network engineering, customer support, and GIS.	The FTE calculation is a total count of staff that are classified in the IT series (0335, 0391, 2210).	The FTE calculation is a total count of staff that are classified in the IT series (0335, 0391, 2210).	
ERS	This budget component is for the general support system for ERS, which includes routine life-cycle maintenance for LAN/WAN infrastructure components, applications development, and the website.	FTEs reflect contributions ERS's IT specialists, who are all in the 2210 series.	The FTE calculation is a total count of staff that are classified in the IT series (0335, 0391, 2210).	
FAS	FAS's IT program enhances IT to support the FAS mission of expanding global trade, implements integrated and effective IT processes and standards, maximizes the effectiveness of the IT workforce, and implements an architecture that provides a secure and robust system. In addition to Headquarters, the Information Technology Division (ITD) supports 95 offices world-wide. ITD directly support the following: International Cable System, Overseas Administrative support, International Passport System, IPAWS, International Funds Control Reporting System, Food Aid Information System (FAIS), U.S. Super Program, Dairy Import Licensing System, Export Administration System, Agricultural Trade Issues Collaboration (ASAC), Market Intelligence - Global Commodity Analysis, Global Crop Production Intelligence System (Geospatial), Global Agricultural Tariff Database and Production, Supply & Export Sales Reporting, US Trade/Global Ag Trade, and Multilateral Tariff Database and Production, Supply & Export Sales Reporting.	The FTE calculation is a total count of staff that are classified in the IT series (0335, 0391, 2210).	The FTE calculation is a total count of staff that are classified in the IT series (0335, 0391, 2210).	
FNS	FNS provides a variety of information technology services that support the mission of the Food Stamp and Special Nutrition Programs. These services include the following systems and tools: ALMT, URS, e-URS, FMS, FSOCS, STARS, STARS II, WIC-TIP, WIC-UPC, ROAP, NDB, IPAS, CNRP Internet Tools, APDs, EFT State Grants, AMA, SAM, ONMP, PCIMS, ECOL, and WBSCH. The IT infrastructure provides the general support system for all FNS information technology systems and services. It encompasses the hardware and software infrastructure systems, the Web, Local Area Network (LAN) and Wide Area Network (WAN) telecommunications infrastructure and related hardware and software, as well as supporting service contracts. It also includes IT security infrastructure and associated security management supporting service contracts. The IT infrastructure consists of IT infrastructure hardware and software, the American Bank and other IT infrastructure, and business applications.	The FTE calculation is a total count of staff that are classified in the IT series (0335, 0391, 2210).	The FTE calculation is a total count of staff that are classified in the IT series (0335, 0391, 2210).	

Agency	Information Technology Program Description	FTE Calculation
FSA	FSA's IT program is committed to delivering effective and efficient business services to our customers while modernizing and transforming business operations. FSA utilizes the full range of IT resources (software development, commercial off the shelf software, security technology, telecommunications, IT hardware, contract services, etc.) to ensure that its business services are delivered in a timely and efficient manner. FSA's Business Mission of "equitably serving all farm, ranch, and agricultural communities" is supported by providing effective, efficient agricultural programs for all Americans by leveraging information technology capabilities. In support of that mission, FSA's IT program plans, acquires, develops, manages and secures information technology resources, services, products and telecommunication within the USDA IT Governance framework. FSA employs strategies to continually implement our vision, achieve our mission and align with USDA's vision and mission. FSA's IT program includes development of the Public Health Information System (PHIS), OCEIO IT, and other information technology systems. FSA's IT program also includes the maintenance of IT infrastructure.	The FTE calculation is a total count of staff that are classified in the IT series (0315, 0391, 2210).
FSIS	Components of FSIS IT program include development of the Public Health Information System (PHIS), OCEIO IT, and other information technology systems. FSIS IT program also includes the maintenance of IT infrastructure.	The FTE calculation is a total count of staff that are classified in the IT series (0315, 0391, 2210).
GIPSA	GIPSA's information technology program provides Agency-wide network and telecommunications services, hardware and software operational services, and application development and maintenance. The IT program includes an investment in a sweeping multi-year project to modernize and integrate the Agency's business applications.	The FTE calculation is a total count of staff that are classified in the IT series (0315, 0391, 2210).
NARS	The NARS Information Technology (IT) Program provides effective and efficient information technology services to ensure timely, accurate, and useful agricultural statistics are produced and disseminated to the public. These IT services are provided through: (1) sound security procedures and practices, (2) an integrated and easy-to-access data and metadata environment, (3) a stable hardware and software infrastructure, and (4) standardized and easy-to-use applications to process data from hundreds of surveys each year and the Census of Agriculture. The NARS IT program also includes the maintenance of IT infrastructure and the development of agricultural statistics annually.	The FTE calculation is a total count of staff that are classified in the IT series (0315, 0391, 2210).
NRCS	Three major investments: Conservation Program Delivery - IT applications to support NRCS conservation on the land; NRCS - Natural Resource Information, Inventory & Assessment - Collections of Natural Resource Data supporting GIS and Inventories of US Natural Resources. Former UH - 005-45-01-11-01-1000-00-111-160; NRCS - Water and Climate Information System (WIC) - Water & Climate data collection, reporting, & projections for Western US, includes SNOTEL.	The FTE calculation is a total count of staff that are classified in the IT series 2210.
OCE	OCE has a very small IT program. Most activity involves maintaining the OCE Local Area Network (LAN) and associated basic office infrastructure such as the firewall, email, PCs, printers, shared drives, switches and routers. OCE also has the Bioprotected Information System project, which is a Web site supporting preferred information and data for the public. The project is a Web site supporting preferred information and data for the public. The project is a Web site supporting preferred information and data for the public. The project is a Web site supporting preferred information and data for the public.	FTEs calculated based on 3 full-time IT staff plus an estimated share of time of 8 non-IT staff. The non-IT staff are mostly involved in responding to requests for budget data, IT requests, and other information technology needs. Technical requests from the OCEIO and OCEIO as well as a small amount of time maintaining the OCE Web site and providing project management.
OCEIO	Starting in FY 2008, there will no longer be a CCE appropriation. Although the CCE appropriation is not continuing, the Service Center Modernization Initiative - Information Technology (SCMI-IT) efforts continue to show the scope expansion of the IT program. The SCMI-IT efforts continue to show the scope expansion of the IT program. The SCMI-IT efforts continue to show the scope expansion of the IT program. The SCMI-IT efforts continue to show the scope expansion of the IT program.	The FTE calculation is a total count of staff that are classified in the IT series (0315, 0391, 2210).
OCTO	Corporate Financial Management System (CFMS) - The CFMS consists of the core financial management system. Foundation Financial Information System, a budget execution and accounting application; financial reporting solutions - Financial Data Warehouse and Financial Statements Data Warehouse, and two data marts - Automated Cash Reconciliation Worksheet and Customer Support Center. In addition CFMS includes legacy financial and accounting systems, including the Financial Management Modernization Initiative (FMMI) - accountable real and eventually personal property. Financial Management Modernization Initiative (FMMI) - FMMI targets the replacement of the current corporate financial management system, Foundation Financial Information System, and the replacement of the legacy financial and general ledgers used in USDA's agencies' programs/systems.	The FTE calculation is a total count of staff that are classified in the IT series (0315, 0391, 2210).

Agency	Information Technology Program Description	FTE Calculation
OCC	OCC is a small staff office with one General Support System consisting of Microsoft servers that support OCC's requirements for IT systems, including basic information sharing, storage and retrieval, electronic mail, internet access, printing and scanning. OCC provides a secure, reliable and cost-effective IT infrastructure in support of its goals and objectives, which are linked to USDA's strategic goals.	The FTE calculation is a total count of staff that are classed in the IT series (0335, 0391, 2210).
OIG	OIG's Information Technology Program works to ensure that the Agencies technology is aligned with the Departments goals and objectives, Presidential Management E-gov initiatives, as well as our own goals and business applications. The program consist of IT infrastructure (hardware/software), data and voice network, security and business applications.	The FTE calculation is a total count of staff that are classed in the IT series (0335, 0391, 2210).
RD	Rural Development's Information Technology (IT) Program provide our customers with IT services to accomplish their business needs. IT services includes: (1) continued transitioning of our major legacy systems to web-based applications in order to better support rural America; (2) establishing increased protection to our information infrastructure to become resilient against assaults, vulnerabilities, as well as unforeseen attacks; (3) providing capital planning and investment control which is a methodical approach in order to decide upon, manage, and evaluate information technologies investments; and (4) developing an E-Government endeavor which will include information technologies which will transform the relations of the government with citizens, businesses, and other government agencies.	The FTE calculation is a total count of staff that are classed in the IT series (0335, 0391, 2210).
RMA	RMA's IT program consists of a small CIO staff that performs oversight functions such as: developing and executing the IT strategic plan; maintaining agency IT policies and procedures; performing IT governance functions; developing and maintaining the Enterprise Architecture; administering change management processes; formulating security management across the enterprise; executing IT contract management; conducting IT budget formulation and risk management across the enterprise; conducting IT project management; The CIO also administers the Agency IT infrastructure including desktops, operating environments, databases, management, and systems in telecommunications, and other IT activities that support business processes and systems in program delivery. CIO staff is complemented by a small federal staff of developers, analysts, and testers assigned directly to business areas to facilitate the maintenance of legacy business processes.	The FTE calculation is a total count of staff that are classed in the IT series (0335, 0391, 2210).
OBPA	OBPA's IT program consists of a small general support system using Microsoft and Linux technology to support OBPA's business needs. The OBPA IT program provides a secure and reliable IT infrastructure in support of its business goals and objectives, which are linked to USDA's strategic goals.	The FTE calculation is a total count of staff that are classed in the IT series (0335, 0391, 2210).
OC	OC's IT program, headed by the OC Chief Information Officer provides and coordinates information technology services to the agency including enterprise architecture, cyber security; network administration; application support; liaison with the Office of the Chief Information Officer (OCIO) units supporting OC; and oversight of contractors developing and maintaining applications for OC centers. It maintains servers that gives the Broadcast Media and Technology Center the ability to stream audio and video to the public.	The FTE calculation is a total count of staff that are classed in the IT series (0335, 0391, 2210).



**CONSERVATION**  
(Dollars in Thousands)

AGENCY / PROGRAM:	2007		2008		2009	
	Actual	Staff Years	Estimated	Staff Years	President's Budget	Staff Years
<b>Natural Resources Conservation Service:</b>						
Conservation Technical Assistance.....	\$627,272	5,724	\$711,901	6,096	\$680,810	5,525
Grazing Lands Conservation Initiative.....	27,225	231	9,930	85	0	0
Soil Surveys.....	87,782	758	90,715	749	92,229	726
Snow Surveys.....	10,586	71	10,685	71	10,806	68
Operation of Plant Materials Centers.....	10,495	98	10,782	93	10,928	85
Watershed Surveys and Planning.....	6,056	41	0	0	0	0
Watershed & Flood Prevention Operations.....	8,875	139	29,790	112	0	0
Emergency Watershed Protection Program.....	10,692	213	0	275	0	0
Watershed Rehabilitation Program.....	31,309	113	19,860	48	5,920	34
Resource Conservation & Development.....	51,088	453	50,730	437	0	0
Healthy Forest Reserve Program.....	2,476	1	1,986	1	a/	
Other Funding (Reimbursement / Trust Funds).....	78,968	241	77,520	224	44,270	200
<b>Farm Bill Programs (Mandatory CCC Funds):</b>						
Wetlands Reserve Program.....	247,855	190	455,000	328	181,479 a/	130
Environmental Quality Incentives Program.....	992,851	2,171	1,000,000	2,630	1,050,000 a/	2,762
Ground & Surface Water Conservation.....	69,730	161	60,000	139	60,000 a/	139
Klamath Basin.....	8,284	20	0	0	a/	a/
Grassland Reserve Program.....	12,987	21	0	0	a/	a/
Wildlife Habitat Incentives Program.....	42,457	77	85,000	154	a/	a/
Farm & Ranch Lands Protection Program.....	73,083	24	97,000	32	97,000 a/	32
Conservation Security Program.....	294,358	200	381,752	260	360,000 a/	245
Agriculture Management Assistance.....	4,559	27	10,000	20	a/	
Conservation Reserve Program (non-add).....	(80,638)	(807)	(60,000)	(478)	(84,000)	(841)
Subtotal, Farm Bill funding.....	1,746,164	2,891	2,088,752	3,561	1,748,479	3,308
<b>Total, NRCS.....</b>	<b>2,698,988</b>	<b>11,779</b>	<b>3,102,651</b>	<b>12,230</b>	<b>2,593,442</b>	<b>10,787</b>
<b>Farm Service Agency:</b>						
Conservation Reserve Program (Mandatory Funds).....	1,948,248		1,995,046		1,949,572	
Emergency Forestry Conservation Reserve Program (Mandatory Funds).....	6,060		23,682		25,326	
Subtotal, CRP and EFCRP.....	1,954,308	1,149	2,018,728	1,149	1,974,898	1,149
Grassroots Source Water Protection Program.....	3,712	3	3,713	3	0	0
Reforestation Pilot Program.....	0	0	794	1	0	0
<b>Total, FSA.....</b>	<b>3,912,328</b>	<b>1,152</b>	<b>4,041,963</b>	<b>1,153</b>	<b>3,949,796</b>	<b>1,149</b>
<b>Cooperative State Research, Ed. &amp; Extension Ser.:</b>						
Cooperative State Research, Education and Integrated Extension Activities.....	145,190	46	110,103	50	96,302	43
<b>Total, CSREES.....</b>	<b>53,766</b>	<b>21</b>	<b>53,809</b>	<b>22</b>	<b>52,145</b>	<b>22</b>
<b>Total, CSREES.....</b>	<b>198,956</b>	<b>67</b>	<b>163,912</b>	<b>72</b>	<b>148,447</b>	<b>65</b>
<b>Agricultural Research Service.....</b>	<b>223,172</b>	<b>2,013</b>	<b>222,514</b>	<b>2,013</b>	<b>199,580</b>	<b>1,951</b>
<b>Economic Research Service.....</b>	<b>8,202</b>	<b>52</b>	<b>8,204</b>	<b>55</b>	<b>8,357</b>	<b>55</b>
<b>Total, USDA Soil and Water Conservation.....</b>	<b>7,041,846</b>	<b>15,063</b>	<b>7,539,244</b>	<b>15,523</b>	<b>6,899,622</b>	<b>14,007</b>

a/ The 2009 program level is expected to be established in the new Farm Bill

**Natural Resources Conservation Service:**

Conservation Technical Assistance: The Conservation Technical Assistance (CTA) program is the major delivery program within the Conservation Operations account. CTA helps private landowners, conservation districts, Tribes, local units of government, and other organizations by providing technical assistance through a national network of locally respected, technically skilled, professional conservationists. These conservationists deliver consistent, science-based, site-specific solutions to help private landowners conserve, maintain, and improve the Nation's natural resource base.

Grazing Lands Conservation Initiative: Provides technical assistance to landowners, training, and demonstrations targeted to improve the health of grazing lands. The Grazing Land Conservation Initiative (GLCI) is a nationwide collaborative process of individuals and organizations working to maintain and improve the management, productivity, and health of the Nation's privately owned grazing land. This process has formed coalitions that represent the grass root concerns that impact private grazing land. The coalitions actively seek sources to increase technical assistance and public awareness activities that maintain or enhance grazing land resources.

Soil Surveys: The National Cooperative Soil Survey Program (NCSS) is a partnership led by NRCS of Federal land management agencies, state agricultural experiment stations and state and local units of government that provide soil survey information necessary for understanding, managing, conserving and sustaining the nation's soil resources.

Soil surveys provide an orderly, on-the-ground, scientific inventory of soil resources that includes maps showing the locations and extent of soils, data about the physical and chemical properties of those soils, and information derived from that data about potentialities and problems of use on each kind of soil in sufficient detail to meet all reasonable needs for farmers, agricultural technicians, community planners, engineers, and scientists in planning and transferring the findings of research and experience to specific land areas.

Snow Surveys: The purpose of the Snow Survey and Water Supply Forecasting (SS/WSF) Program and the National Water and Climate Center (NWCC) is to lead the development and transfer of water and climate information and technology which support natural resources conservation. The SS/WSF Program is carried out by NRCS staff in the 12 western states (AK, AZ, CA, CO, ID, MT, NM, NV, OR, WA, UT and WY).

Plant Materials Centers: Plant Materials Centers (PMCs) develop conservation systems using plant materials. PMC service areas cover all 50 States as well as the territories. PMCs 1) develop technology for the effective installation, use and maintenance of plants; 2) assemble, test, select, release, and provide for the commercial production of plants to protect and conserve our natural resources; and 3) provide appropriate training and education to NRCS staff, partners and the public.

Watershed and Flood Prevention Operations: NRCS provides technical and financial assistance to local communities and sponsoring organizations to construct flood protection, water supply, and water quality improvement projects. The 2009 budget provides no funding for this activity. Because benefits from this program are highly localized, local sponsoring organizations as well as State and local governments are expected to assume a greater role in identifying and addressing water resource problems.

Watershed Rehabilitation Program: This program provides financial and technical assistance to communities for planning and financing the rehabilitation of Federally constructed flood prevention dams that have reached the end of their design lives. The budget includes \$6 million in discretionary funds for technical assistance to help local governments and private landowners plan the rehabilitation of those dams with the greatest potential for damage.

Resource Conservation and Development Program: The RC&D program provides technical assistance to local communities to develop and implement strategic plans that address their locally identified natural resource and economic development concerns.

Healthy Forest Reserve Program: Assists landowners in restoring, enhancing and protecting forest ecosystems to 1) promote the recovery of threatened and endangered species, 2) improve biodiversity, and 3) enhance carbon sequestration.

Wetlands Reserve Program: WRP is a voluntary program in which landowners are paid to retire land from agricultural production if those lands are restored to wetlands and protected, in most cases, with a long-term or permanent easement. Landowners receive fair market value for the land and are provided with cost-share assistance to cover the restoration expenses.

Environmental Quality Incentives Program: Program provides assistance to landowners who face serious natural resource challenges that impact soil, water and related natural resources, including grazing lands, wetlands, and wildlife habitat management. The program emphasizes land management practices such as the application of comprehensive nutrient management plans.

Ground and Surface Water Conservation: The Ground and Surface Water Conservation (GSWC) Program was developed to assist landowners in the High Plains Aquifer, locally known as the Ogallala Aquifer, to promote ground and surface water conservation by offering cost share payments for water conservation practices.

Klamath Basin: Provided \$50 million in CCC funding, in addition to what is available for the regular EQIP program, for ground and surface water conservation in the Klamath Basin.

Grassland Reserve Program: The Grassland Reserve Program's (GRP's) emphasis is on supporting grazing operations, plant and animal biodiversity and grassland and land containing shrubs or forbs under the greatest threat of conversion.

Wildlife Habitat Incentives Program: The purpose of the program is to develop high quality wildlife habitat that supports wildlife populations of local, State, and national significance. Although the primary purpose is wildlife habitat development and enhancement, the benefits are not limited to wildlife. Practices installed through WHIP are often compatible with and beneficial to farming and ranching enterprises.

Farm and Ranchland Protection Program: Program allows NRCS to purchase conservation easements for the purpose of protecting topsoil by limiting nonagricultural uses of the land, especially on lands with prime, unique, or other productive soil or historical and archaeological resources.

Conservation Security Program: Program is a voluntary program that provides financial and technical assistance on Tribal and private agricultural working lands to support ongoing conservation stewardship. The program provides payments to producers who maintain and enhance the condition of natural resources.

Agriculture Management Assistance: Agricultural Management Assistance (AMA) provides cost share assistance to agricultural producers to voluntarily address issues such as water management, water quality, and erosion control by incorporating conservation into their farming operations.

#### **Farm Service Agency:**

Conservation Reserve Program: The Conservation Reserve Program (CRP) provides technical and financial assistance to eligible farmers and ranchers to address soil, water, and related natural resource concerns on their lands in an environmentally beneficial and cost-effective manner. The program provides assistance to farmers and ranchers in complying with Federal, State, and Tribal environmental laws, and encourages environmental enhancement.

Emergency Forestry Conservation Reserve Program: The Emergency Forestry Conservation Reserve Program (EFCRP) helps eligible landowners and operators restore and enhance forestland damaged by 2005 hurricanes Dennis, Katrina, Ophelia, Rita and Wilma. Trees planted through EFCRP will help reduce flood effects, protect water sources, decrease soil erosion and improve wildlife habitat.

Emergency Conservation Program: The Emergency Conservation Program (ECP) provides emergency funding and technical assistance for farmers and ranchers to rehabilitate farmland damaged by natural disasters and for carrying out emergency water conservation measures in periods of severe drought.

**Grassroots Source Water Protection Program:** The Grassroots Source Water Protection Program is a relatively new partnership between the Farm Service Agency (FSA) and the nonprofit National Rural Water Association (NRWA). It is designed to help keep surface and groundwater water pollution from affecting drinking water, relying primarily on education and outreach to encourage farmers, ranchers, and producers to take voluntary action to prevent drinking water pollution.

**Reforestation Pilot Program:** The 2008 Consolidated Appropriations Act provided \$800,000 to the Farm Service Agency to conduct a pilot program demonstrating the use of new technologies that increase the rate of growth of reforested hardwood trees on private, non-industrial forest lands. The lands enrolled in the pilot program were to be those on the coast of the Gulf of Mexico that were damaged by Hurricane Katrina in 2005.

**Cooperative State Research, Ed.& Extension Ser.:**

**Cooperative State Research, Education and Integrated:** CSREES funding under Hatch and National Resources Inventory enhances understanding of soil processes, increases agricultural productivity, and improves our environment. CSREES also provides funds under the Section 406 Integrated program for the knowledge needed to address water quality and quantity issues in rural and agricultural watersheds. Funding provided for the McIntire-Stennis Cooperative Forestry Act and for the 1890's Land-Grant Colleges and Universities is provided for the following:

**McIntire-Stennis Cooperative Forestry Research Act:** The McIntire-Stennis Cooperative Forestry Research Act provides formula funding for grants used to assist all states in carrying out a program of state forestry research at state forestry schools and colleges. The grants are to be used for developing a trained pool of forest scientists capable of conducting needed forestry research, which includes: (1) ecological restoration; (2) catastrophe management; (3) valuing and trading ecological services; (4) energy conservation, biomass energy and bio-based materials development; (5) forest fragmentation; (6) carbon sequestration and climate change; and (7) ways of fostering healthy forests and a globally competitive forest resources sector.

**1890's Land-Grant Colleges and Universities:** Through the Act of August 30, 1890 (the Second Morrill Act), and several other authorities, these institutions may receive federal funds for agricultural research, extension, and teaching. CSREES conducts its programs primarily in partnership with land-grant university scientists and cooperative extension faculty. Research performed at land-grant colleges and universities is being conducted to discover new, improved ways to use and manage natural resources and educational programs that teach best management practices will enhance environmental and economic benefits, as well as human well-being.

**Extension:** Smith-Lever 3b & c extension funding helps apply knowledge gained through the soil and water programs to communities across the nation.

**Agricultural Research Service:** ARS' research programs in environmental stewardship support scientists at seventy locations. Emphasis is given to developing technologies and systems that support profitable production and enhance the Nation's vast renewable natural resource base.

**Economic Research Service:** ERS is exploring a range of agri-environmental program designs, including multi-objective approaches. Focus is on subsidy programs, land retirement, wetland restoration, market-based approaches and compliance mechanisms to address soil erosion, nutrient runoff, and wildlife habitat concerns. Alternate program designs are analyzed in terms of government cost, overall cost-effectiveness, and distribution of costs and benefits (overall and within the farm sector).

## Domestic Food Programs

(Dollars in Thousands)

Program	Actual 2007	SY	Estimated 2008	SY	Estimated 2009	SY
Food Stamp Program.....	\$38,161,534	64	\$39,782,554	98	\$43,348,804	98
Child Nutrition Program:						
Appropriation.....	7,614,523	154	7,647,869	164	7,925,700	164
Transfers from Section 32.....	5,731,073		6,253,548		6,529,983	
Total - Child Nutrition Programs.....	13,345,596	154	13,901,417	164	14,455,683	164
Fresh Fruit and Vegetable Program.....	0		9,831		0	
Special Supplemental Nutrition Program (WIC).....	5,204,430	0	6,020,000	0	6,100,000	0
Commodity Assistance Program.....	177,572	0	210,288	0	70,370	0
Nutrition Programs Administration.....	140,252	1,099	141,581	1,050	150,251	1,085
Total, Food and Nutrition Service Funds.....	57,029,384	1,317	60,065,671	1,312	64,125,108	1,347

The Food and Nutrition Service (FNS) is responsible for managing the domestic nutrition assistance programs. Its mission is to increase food security and reduce hunger in partnership with cooperating organizations by providing children and low-income people access to food, a healthful diet, and nutrition education in a manner that supports American agriculture and inspires public confidence.

The Food Stamp Program serves as the primary source of nutrition assistance for all eligible low-income people. It enables participants, about 50 percent of whom are children, to improve their diets by increasing food purchasing power using benefits that are redeemed at retail grocery stores across the country.

The Child Nutrition Programs consist of the National School Lunch, School Breakfast, Special Milk, Child and Adult Care, and Summer Food Service Programs. The programs provide reimbursement to State and local governments for nutritious meals and snacks served to approximately 30 million children in schools, child care institutions, adult day care centers, and after-school care programs.

The Fresh Fruit and Vegetable Program promotes children's consumption of fresh fruits and vegetables and funds the availability of free fresh and dried fruits and fresh vegetables to all children in participating schools.

The Special Supplemental Nutrition Program for Women, Infants, and Children addresses the supplemental nutrition needs of at-risk, low-income pregnant, breastfeeding, and postpartum women, infants, and children up to five years of age. It provides participants monthly supplemental food packages targeted to their dietary needs, nutrition education, and referrals to a range of health and social services.

The Commodity Assistance Program consists of the following accounts: Commodity Supplemental Food Program (CSFP), administrative expenses for the Emergency Food Assistance Program (TEFAP), assistance to the Nuclear Affected Islands, Disaster Relief, the Senior Farmers' Market Nutrition Program (SFMNP), and the Farmers' Market Nutrition Program (FMNP).

CSFP provides supplemental foods to low-income pregnant, postpartum and breastfeeding women, infants, and children up to age six and the elderly. TEFAP supplements the diet of needy Americans through donations of nutritious USDA commodity foods to States. Pacific Island Assistance provides commodities and funds to the nuclear-affected zones of the Republic of the Marshall Islands. Disaster Assistance provides funding for use in non-Presidentially declared disasters and for Presidentialy declared disasters.

The purposes of the SFMNP are to: (1) provide resources in the form of fresh, nutritious, unprepared, locally grown fruits, vegetables, and herbs from farmers' markets, roadside stands and community supported agriculture programs to low-income seniors; (2) increase the domestic consumption of agricultural commodities by expanding or aiding in the expansion of domestic farmers' markets, roadside stands, and community supported agriculture programs; and (3) develop or aid in the development of new and additional farmers' market, roadside stands and community supported agriculture programs.

The FMNP provides a direct link between nutrition and the Nation's small resources farmers by providing women, infants, and children special vouchers to purchase and consume fresh local fruits, vegetables, and herbs directly from farmers, farmers' markets and roadside stands.

The Nutrition Programs Administration administers the nutrition assistance programs of FNS. It also includes the budget of the Center for Nutrition Policy and Promotion.

**UNITED STATES DEPARTMENT OF AGRICULTURE**  
**Codex Alimentarius**  
**(Dollars in Thousands)**

	2007	2007	2008	2008	2009	2009
<u>Agency</u>	<u>Actual</u>	<u>FTE</u>	<u>Estimate</u>	<u>FTE</u>	<u>Budget</u>	<u>FTE</u>
Food Safety and Inspection Service.....	3,669	7	3,735	7	3,827	7
Grain Inspection, Packers and Stockyards Administration.....	28	a/	30	a/	30	a/
Agricultural Marketing Service.....	258	2	322	2	284	2
Animal and Plant Health Inspection Service.....	42	0	0	0	0	0
Foreign Agricultural Service.....	785	5	1,108	7	1,223	8
Total, Codex Activities.....	4,782	14	5,195	16	5,364	17

a/ <1 FTE

The Food Safety and Inspection Service (FSIS) U.S. Codex Office, located in FSIS, is the U.S. contact point for the Codex Alimentarius Commission and its activities. Codex Alimentarius is the major international mechanism responsible for protecting the health of the consumers, ensuring fair trade practices in food trade, and promoting coordination of all food standards work undertaken by international governmental and non-governmental organizations. The Codex Office works closely with the U.S. Delegates to various committees, as well as government agencies, members of Congress, non-governmental agencies and members of the public.

The Grain Inspection, Packers and Stockyards Administration's Federal Grain Inspection Service represents official U.S. grain standards and keeps abreast of international standards setting.

The Agricultural Marketing Service is involved with several Codex Committees developing product and processing standards, import and export inspection protocols, and pesticide residue standards.

The Animal and Plant Health Inspection Service coordinated the annual task force meeting held March 2007 and provided translation services via the State Department.

The Foreign Agricultural Service (FAS) has an active role in monitoring Codex and promoting Codex standards and developments that facilitate U.S. trade. As the U.S. Sanitary and Phytosanitary (SPS) Enquiry Point for the World Trade Organization, FAS is responsible for coordinating with U.S. regulatory agencies and U.S. industry regarding foreign SPS measures, as well as technical barriers to trade measures related to agriculture.

**UNITED STATES DEPARTMENT OF AGRICULTURE**  
**PROGRAM - BY - PROGRAM SUMMARY**  
**Outlays and Staff Years Related to Tobacco Activities**  
**FY 2007 Actual, FY 2008 Estimate, and FY 2009 Budget**  
(Dollars in Thousands)

	<u>2007 Actual</u>		<u>2008 Estimate</u>		<u>2009 Budget</u>	
	<u>Outlays</u>	<u>Staff Years</u>	<u>Outlays</u>	<u>Staff Years</u>	<u>Outlays</u>	<u>Staff Years</u>
<b><u>Agency/Activity:</u></b>						
<b>Cooperative State Research, Education, and Extension Service (CSREES):</b>						
Special Research Grant: Evaluate Non-smoking Alternative Uses of Tobacco (MD).....	0	a/	\$298	a/	0	a/
<b>Economic Research Service:</b>						
Forecasting and Projection .....	\$100	1	96	1	0	0
Costs of Production and Structural Change .....	0	0	0	0	\$65	1
Total, Economic Research Service.....	100	1	96	1	65	1
<b>National Agricultural Statistics Service:</b>						
Agricultural Statistics .....	200	1	200	1	200	1
<b>Foreign Agricultural Service:</b>						
World Market Analysis .....	204	1	210	1	217	1
<b>Agricultural Marketing Service:</b>						
Market News .....	170	1	178	1	178	1
Standardization .....	204	2	204	2	204	2
Fees for Grading Tobacco.....	3,464	30	1,880	16	1,880	16
Total, Agricultural Marketing Service .....	3,838	33	2,262	19	2,262	19
<b>Farm Service Agency:</b>						
Administrative Expenses of Tobacco Buyout.....	7,955	105	7,582	97	7,902	97
<b>Risk Management Agency/FCIC:</b>						
Crop Insurance:						
Indemnities .....	58,045	--	55,415	--	57,077	--
Producer-paid Premiums (applied to indemnity payments) b/ .....	-21,391	--	-22,786	--	-23,470	--
Net Indemnities c/ .....	36,654	--	32,629	--	33,607	--
Administrative Expenses for Delivery of Insurance						
Delivered by Private Insurance Companies .....	11,858	4	12,626	4	13,004	4
Total, Crop Insurance .....	48,512	4	45,255	4	46,611	4
<b>TOTAL DIRECT OUTLAYS (EXCLUDING THE COMMODITY CREDIT CORPORATION) AND STAFF YEARS .....</b>						
	<u>\$60,809</u>	<u>145</u>	<u>\$55,903</u>	<u>123</u>	<u>\$57,257</u>	<u>123</u>



	<u>2007 Actual</u>		<u>2008 Estimate</u>		<u>2009 Budget</u>	
	<u>Outlays</u>	<u>Staff</u>	<u>Outlays</u>	<u>Staff</u>	<u>Outlays</u>	<u>Staff</u>
<b>Agency/Activity:</b>						
<b>Commodity Credit Corporation: d/</b>						
1. Price Support Program--Sales Proceeds Adjustment...	3,186	--	0	--	0	--
2. Tobacco Buyout: e/						
Tobacco Payments .....	955,495	--	960,000	--	960,000	--
Other Tobacco Expenses.....	5,390	--	7,000	--	4,500	--
Receipts from Tobacco Trust Fund b/.....	-933,791	--	-960,000	--	-960,000	--
Subtotal, Tobacco Buyout.....	27,094	--	7,000	--	4,500	--
TOTAL CCC Net Outlays and Receipts (-).....	30,280	--	7,000	--	4,500	--
3. Tobacco Trust Fund.....	933,791	--	960,000	--	960,000	--
4. Realized Losses .....	-251,821	--	7,000	--	4,500	--
5. U.S. General Fund Tobacco Assessment						
Excise Taxes e/ .....	-933,791	--	-960,000	--	-960,000	--

**Footnotes:**

a/ Less than one staff year is associated with CSREES tobacco activities. The CSREES budget consists of numerous programs that award thousands of individual grants to colleges and universities and other eligible recipients. These programs were managed at the national level by a staff of about 380 full time employees at the end of FY 2007 along with a number of temporary and intermittent employees. Grants management includes developing program regulations, establishing broad program goals, reviewing proposals, preparing grant documentation, post-award review of progress, and similar activities necessary to achieve program goals. The staff year estimate associated with this crosscut is based on a portion of staff time for numerous CSREES program and administrative staff who have worked on program activities and the award of CSREES funds related to this crosscut.

b/ Numbers with minus (-) sign denote receipts.

c/ Reflects primarily Government paid premium subsidies and any excess gain or loss.

d/ Reflects CCC estimates in the 2009 President's Budget Request.

e/ Includes transition payments to producers and quota holders and assessments on tobacco products per P.L. 108-357. The tobacco assessments are General Fund excise taxes and are not credited back to USDA.

**UNITED STATES DEPARTMENT OF AGRICULTURE**  
**International Activities Crosscut**  
(Dollars in Thousands)

Agency	2007 Actual	2007 FTEs	2008 Estimate	2008 FTEs	2009 Budget	2009 FTEs
Animal and Plant Health Inspection Service (APHIS)	\$26,825	83	\$21,315	83	\$24,497	95
Agricultural Marketing Service (AMS)	2,083	11.3	2,099	11.3	2,195	11.3
Agricultural Research Service (ARS)	19,885	36	20,096	34	20,096	34
Cooperative State Research, Education, and Extension Service (CSREES)	6,871	2	8,837	2	4,947	2
Economic Research Service (ERS)	9,910	66	10,123	67	11,377	76
Foreign Agricultural Service (FAS)	838,912	1,118	975,779	1,167	970,088	1,174
Farm Service Agency (FSA)	6,148	64	6,332	64	6,500	64
Food Safety and Inspection Service (FSIS)	28,995	167	29,354	167	29,879	167
Grain Inspection, Packers and Stockyards Administration (GIPSA)	3,171	16.5	3,210	16.5	3,521	17
Forest Service (USFS)	6,886	24	7,383	24	2,000	8
National Agricultural Statistics Service (NASS)	902	8	902	8	902	8
Office of the Secretary (OSEC)	1,611	0	1,611	0	14,461	0
<b>Total, USDA International Activities</b>	<b>952,179</b>	<b>1,596</b>	<b>1,087,041</b>	<b>1,644</b>	<b>1,080,471</b>	<b>1,657</b>

**UNITED STATES DEPARTMENT OF AGRICULTURE**  
**International Activities Crosscut**  
(Dollars in Thousands)

	<u>2007</u> <u>Actual</u>	<u>2007</u> <u>FTEs</u>	<u>2008</u> <u>Estimate</u>	<u>2008</u> <u>FTEs</u>	<u>2009</u> <u>Budget</u>	<u>2009</u> <u>FTEs</u>
<b>International Trade</b>						
<b>Sanitary/Phytosanitary:</b>						
<b>APHIS</b>						
Expand Trade Issues Resolution Management activities to protect and expand U.S. exports to foreign markets which may be threatened or constrained by trade barriers disguised as sanitary phytosanitary measures .....	\$12,505	52	\$12,417	52	\$15,533	64
<b>AMS</b>						
Trading and standards organizations and reporting on international markets, .....	2,083	11.3	2,099	11.3	2,195	11.3
<b>ARS</b>						
Support research on Bovine Spongiform Encephalopathy (BSE) and other transmissible SE's. ARS is proposing to conduct research on infected animals in collaboration with research agencies overseas, to study the suspected disease agents in quarantine to develop rapid detection methods, and to investigate the nature and transmission of the BSE agent, disposal of carcasses and feedstuffs, and detection of ruminant proteins in ruminant feedstock.....	11,669	17.6	11,937	14.95	11,937	14.95

**UNITED STATES DEPARTMENT OF AGRICULTURE**  
**International Activities Crosscut**  
(Dollars in Thousands)

<b>FAS</b>	<b>2007</b>	<b>2008</b>	<b>2009</b>	<b>2009</b>
	<b>Actual</b>	<b>Estimate</b>	<b>Budget</b>	<b>FTEs</b>
SPS Issues Resolution .....	23,297	23,897	26,814	242
<b>FIS</b>				
Codex Program .....	3,659	3,735	3,827	7
<b>GPSA</b>				
ISO-9000 certification: Develop and refine technology to detect the presence of bio-engineered grain and genetic traits expressed in grain .....	521	531	542	3
International Trade Services: Expand activities to resolve ongoing grain quality issues .....	100	100	400	1
Biotechnology: Facilitate agricultural trade by offering testing, standardization, and process verification services for grains & oils .....	2,550	2,579	2,579	13
<b>GPSA</b> .....	3,171	3,210	3,521	17
<b>Subtotal, Sanitary/Phytosanitary</b> .....	56,394	57,205	63,027	356
<b>Other International Trade:</b>				
<b>APHIS/FAS</b>				
Avian Influenza .....				
<b>APHIS</b>				
Appropriated .....	7,430	8,898	8,964	31
Supplemental .....	6,890	0	0	
<b>FAS</b> .....	11,630	3,000	3,000	7
<b>ARS/CSREES</b>				
Expand research on biotechnology risk assessment to address recent questions about preventing gene flow out of transgenic plants, controlling unintended effects on non-target plants, and arresting the development of resistant populations .....	5,997	5,990	5,990	14.4
<b>ARS</b> .....	5,141	5,107	5,516	2
<b>CSREES</b> .....				

**UNITED STATES DEPARTMENT OF AGRICULTURE**  
**International Activities Crosscut**  
(Dollars in thousands)

	2007 Actual	2007 FTEs	2008 Estimate	2008 FTEs	2009 Budget	2009 FTEs
<b>CSREES</b>						
Support research on Bovine Spongiform Encephalopathy (BSE) and other transmissible SE's. CSREES is proposing to conduct research on infected animals in collaboration with research agencies overseas, to research the suspected disease agents in quarantine to develop rapid detection methods, and to investigate the nature and transmission of the BSE agent, disposal of carcasses and feedstuffs, and detection of ruminant proteins in ruminant feedstock.	1,730	0	3,730	0	1,431	0
<b>CSREES</b>	6,871	2	9,837	2	4,947	2
<b>ERS</b>						
Research program on trade includes supporting WTO negotiations; monitoring economic indicators of agricultural market performance; providing mid- to long-term forecasts of world agricultural market conditions; and assessing the technological, economic, policy, and institutional forces influencing the performance of global agricultural markets	9,620	64	9,450	63	9,550	64
Provide funding to expand international market outlook and forecasting in ERS as part of a wider initiative to strengthen USDA's market analysis program. The international cross cut will develop greater expertise on international commodity markets by providing funding additional staff, development of new forecasting tools, training, international travel, data acquisition and collaborative agreement with international partner institutions.	0	0	500	3	1,650	11
<b>CSREES</b>	9,620	64	9,950	66	11,200	75
<b>FAS</b>						
<b>Salaries and Expenses:</b>						
Formulate trade policy, monitor compliance with trade agreements, and identify restrictive tariffs. Also, reporting on world agricultural products and trade, and analyzing implications of government policies that can affect U.S. competitiveness are activities that fall under Market Access, Intelligence, and Analysis	54,637	300	55,607	321	59,526	321
Activities like market development, promotion and outreach; financial marketing Trade Development's activities are designated to facilitate trade in U.S. agricultural products overseas and introduce U.S. exporters to potential foreign customers.	52,331	119	52,631	127	54,060	127
<b>FAS Salaries and Expenses</b>	107,168	419	108,238	448	113,616	448

**UNITED STATES DEPARTMENT OF AGRICULTURE**  
**International Activities Crosscut**  
(Dollars in Thousands)

	<u>2007</u> <u>Actual</u>	<u>2007</u> <u>FTEs</u>	<u>2008</u> <u>Estimate</u>	<u>2008</u> <u>FTEs</u>	<u>2009</u> <u>Budget</u>	<u>2009</u> <u>FTEs</u>
<b>Trade/Export Programs:</b>						
CCC Export Credit Guarantees.....	44,260	(50)	56,205	(50)	31,068	(50)
Market Development Programs.....	240,000	(108)	248,000	(108)	202,000	(108)
Export Subsidy Programs .....	0	0	0	0	3,000	3
Trade Adjustment for farmers.....	826	1	8,000	1	0	0
<b>FAS Trade/Export Programs.....</b>	<b>285,086</b>	<b>1</b>	<b>315,205</b>	<b>1</b>	<b>236,068</b>	<b>3</b>
<b>Total, FAS.....</b>	<b>403,884</b>	<b>430</b>	<b>426,443</b>	<b>456</b>	<b>352,684</b>	<b>458</b>
<b>FSIS</b>						
Cross-cutting activities to ensure that meat, poultry, and egg products imported to the United States are produced under standards equivalent to U.S. inspection standards, and facilitates the certification of exported goods.....	10,540	110	11,435	110	11,873	110
Expand the level of comprehensive reviews of foreign inspection programs.....	3,252	13	3,252	13	3,252	13
Educational and technical outreach through Codex.....	100	1	100	1	100	1
International Trade Data System.....	100	0	0	0	0	0
Overtime and holiday reimbursements, import and export inspection.....	3,144	11	2,527	11	2,603	11
Voluntary (trust fund) import and export inspection.....	3,849	12	3,964	12	4,083	12
Support for personnel and development of laboratory capability for meeting EU residue testing requirements.....	4,341	13	4,341	13	4,341	13
<b>FSIS.....</b>	<b>25,326</b>	<b>160</b>	<b>25,619</b>	<b>160</b>	<b>26,052</b>	<b>160</b>

**USFS**

International Forestry - advancing US interests through international policy

The International Forestry (IF) program promotes sustainable forest management overseas and brings important technologies and innovations back to the United States. Forest Service land managers and scientists deliver their expertise overseas through technical cooperation, training, and policy assistance, and in disaster preparedness and response. The program focuses on key natural resource needs in countries with significant forest resources and important forest product related trade with the U.S. The program is critical in protecting U.S. investments in a wide array of domestic natural resource conservation issues, including invasive species, biodiversity conservation, migratory species, and in advancing forest conservation.....

	6,866	24	7,383	24	2,000	8
--	-------	----	-------	----	-------	---

**UNITED STATES DEPARTMENT OF AGRICULTURE**  
**International Activities Crosscut**  
(Dollars in Thousands)

	<u>2007</u> <u>Actual</u>	<u>2007</u> <u>FTEs</u>	<u>2008</u> <u>Estimate</u>	<u>2008</u> <u>FTEs</u>	<u>2009</u> <u>Budget</u>	<u>2009</u> <u>FTEs</u>
<b>OSDC</b>						
Supports a number of cross-cutting, trade related and biotechnology activities of the Department .....	1,611	0	1,611	0	1,961	0
<b>Total, International Trade Initiatives.....</b>	<b>474,515</b>	<b>725</b>	<b>494,701</b>	<b>753</b>	<b>413,768</b>	<b>748</b>
<b>International Economic Development and Trade Capacity Building</b>						
<b>ARS</b>						
USDA/ARS-USDAID Resource Support Service Agreement (RSSA) for the hiring of technical staff in support of USDA and collaborative research with international agricultural research centers and national agricultural research systems in biotechnology, integrated pest management, soils and climate change, (Reimbursable from Agency for International Development).....	2,199	5	2,199	5	2,199	5
<b>ERS</b>						
Emerging Markets Projects.....	290	2	173	1	177	1
USDAID through FAS.....	(91)		(100)		(100)	
<b>ERS.....</b>	<b>290</b>	<b>2</b>	<b>173</b>	<b>1</b>	<b>177</b>	<b>1</b>
<b>FAS</b>						
<b>Salaries and Expenses:</b>						
Support for U.S. trade policy agenda through trade capacity building activities	24,139	76	21,139	82	32,598	91
Trade Related Technical Assistance. ....						

**UNITED STATES DEPARTMENT OF AGRICULTURE**  
**International Activities Crosscut**  
(Dollars in Thousands)

	2007 Actual	2007 FTEs	2008 Estimate	2008 FTEs	2009 Budget	2009 FTEs
<b>Reimbursable Programs:</b>						
USDAID and other for developmental assistance.....	58,928	158	59,000	158	59,000	157
Other USDA appropriations.....	39,908	30	44,121	30	43,546	21
<b>Food Assistance Activities:</b>						
P.L. 480 Title I.....	17,000	0	0	0	0	0
McGovern-Dole Program.....	99,000	15	99,300	15	100,000	15
Food for Progress.....	147,236	22	277,000	22	340,000	13
FAS Food Assistance Activities.....	263,236	37	376,300	37	440,000	26
<b>Total, FAS.....</b>	<b>346,303</b>	<b>301</b>	<b>456,439</b>	<b>307</b>	<b>531,598</b>	<b>307</b>
<b>FSA</b>						
USDAID funds to support FSA employees handling commodity purchases under						
P.L. 480 Title II.....	6,148	64	6,332	64	6,500	64
<b>NASS</b>						
Technical assistance and training to improve agricultural statistics programs in foreign						
countries, and training programs in U.S. for visitors from foreign countries.....	902	8	902	8	902	8
<b>FAS</b>						
Provincial Reconstruction Teams.....	6,500	4	10,000	4	0	0
<b>OSEC</b>						
a/ Provincial Reconstruction Teams.....	0	0	0	0	12,500	0
<b>Total, International Economic Development and Trade Capacity Building.....</b>	<b>421,270</b>	<b>542</b>	<b>535,045</b>	<b>547</b>	<b>612,876</b>	<b>552</b>
<b>Total, USDA International Activities.....</b>	<b>952,179</b>	<b>1,596</b>	<b>1,087,041</b>	<b>1,644</b>	<b>1,090,471</b>	<b>1,657</b>

a/ There are no FTE associated with the funding. This is funding that OSEC provides to FAS and other agencies on a reimbursable basis.



**UNITED STATES DEPARTMENT OF AGRICULTURE**  
**Laboratory Networks**  
(Dollars in Thousands)

	<b>FY 2007</b>		<b>FY 2008</b>		<b>FY 2009</b>	
	Actual	FTE	Estimate	FTE	Estimate	FTE
<b>FOOD SAFETY</b>						
<b>Food Safety &amp; Inspection Service</b>						
Food Emergency Response Network (FERN)	\$2,917	22	\$11,350	22	\$11,350	23
<b>MARKETING AND REGULATORY PROGRAMS</b>						
<b>Animal and Plant Health Inspection Service</b>						
National Animal Health Laboratory Network	6,273	32	6,605	36	9,556	36
<b>RESEARCH, EDUCATION AND ECONOMICS</b>						
<b>Cooperative State Research, Education, and Extension Service</b>						
National Plant Diagnostic Network	4,800	1	4,765	1	5,650	1
National Animal Health Laboratory Network	4,800	1	4,765	1	5,650	1
Extension Disaster Education Network and Asian Soybean Rust	300	1	300	1	2,977	2
<b>Total, Laboratory Networks</b>	<b>19,090</b>	<b>57</b>	<b>27,785</b>	<b>61</b>	<b>35,183</b>	<b>63</b>

**PROGRAM DESCRIPTIONS:**

**Food Safety & Inspection Service:**

The Food Emergency Response Network (FERN) is a food testing laboratory network, consisting of federal, state, and local governmental laboratories, formed by FSIS and FDA in recognition of the need to protect the nation's food supply. The two federal agencies were encouraged from the White House Homeland Security Council and the specific mandates listed in HSPD-9 to form the Network. The goal of the FERN is to have a robust food testing laboratory network capable of (1) responding to an event involving the intentional or accidental contamination of the food supply, (2) maintaining U. S. agricultural and industrial economic stability by rapid identification if an event occurs and (3) ensuring/restoring consumer confidence in the safety of the Nation's food supply by the Network's rapid response. Costs include divisional operating costs (training, travel, supplies, equipment), Cooperative Agreement costs, and equipment purchased for states.

**Animal and Plant Health Inspection Service:**

A National Animal Health Laboratory Network (NAHLN) was established to address significant emergent biological and chemical threats, including foreign animal diseases and bioterrorist threats, to animal agriculture and to a secure food supply in the United States. Under the NAHLN business model, the NVSL's diagnostic testing operations will be used primarily for confirmatory testing of samples identified by the NAHLN laboratories as inconclusive.

**Cooperative State Research, Education, and Extension Service:**

The objective of the National Plant Diagnostic Network is to establish a national network of diagnostic laboratories to rapidly and accurately detect and report plant diseases and other pests of national interest, particularly those pathogens that have the potential to be intentionally introduced through bioterrorism. This network works closely with the Animal and Plant Health Inspection Service's Plant Protection and Quarantine Unit. FTE are based on a portion of staff time of various staff associated with program activities and awards.

The National Animal Health Laboratory Network objective is to rapidly and accurately detect and report pathogens of national interest through a national network of state and university diagnostic laboratories. The network provides geographically distributed diagnostic support to Animal and Plant Health Inspection Service's Veterinary Services Unit by training diagnostic personnel to improve service capabilities; expanding standardized rapid and sensitive testing capabilities; improving the nation's Bio-Safety Level 3 capabilities and assuring quality standards and proficiency testing; and improving communications to share data.

The Extension Disaster Education Network is a multi-state effort that reduces the impact of disasters through education. This network serves as an outreach arm of the Plant and Animal Diagnostic Networks; particularly to help educate first detectors. The network will receive a \$300,000 allocation in FY 2008 and \$700,000 allocation in FY 2009. The Pest Information Platform for Extension and Education (PIPE) provides timely information to legume growers on the national disease management picture, saving them millions of dollars per year. Asian soybean rust of soybeans was the first crop-disease combination addressed by this system and remains its primary focus. In FY 2009, \$2,277,000 is proposed for PIPE activities.

**UNITED STATES DEPARTMENT OF AGRICULTURE**  
**Biotechnology Related Programs**  
(Dollars in Thousands)

	2007	2007	2008	2008	2009	2009
	Actual	FTE	Estimate	FTE	Budget	FTE
<b>Totals, by Agency</b>						
Agricultural Research Service.....	\$187,393	401.0	\$184,469	387.5	\$176,920	371.9
Animal and Plant Health Inspection Service.....	12,618	89.0	13,902	93.0	18,786	115.0
Cooperative State Research, Education, and Extension Service.....	111,390	5.0	113,678	5.0	75,587	5.0
Economic Research Service.....	750	3.5	750	3.5	750	3.5
Foreign Agricultural Service.....	3,189	18.0	3,305	18.0	3,422	18.0
Forest Service.....	3,519	13.0	3,519	13.0	3,359	13.0
Grain Inspection, Packers, and Stockyards Administration.....	2,550	13.0	2,579	13.0	2,579	13.0
Office of the Chief Economist.....	125	1.0	124	1.0	132	1.0
Office of the Secretary.....	1,611	10.0	1,611	10.0	1,961	10.0
<b>Total, Biotechnology Related Programs</b>	<b>323,145</b>	<b>553.5</b>	<b>323,937</b>	<b>544.0</b>	<b>283,496</b>	<b>550.4</b>
<b>BIOLOGICAL RESEARCH:</b>						
<b>Plants:</b>						
Agricultural Research Service.....	49,512	115.8	47,313	107.3	46,193	104.7
Cooperative State Research, Education, and Extension Service.....	36,392	2.5	36,147	2.5	24,756	2.5
Forest Service.....	2,866	7.0	2,866	7.0	2,866	7.0
<b>Animals:</b>						
Agricultural Research Service.....	25,812	53.4	26,058	46.5	22,875	40.8
Cooperative State Research, Education, and Extension Service.....	35,945	2.5	35,706	2.5	24,569	2.5
<b>Microbial:</b>						
Agricultural Research Service.....	31,265	73.2	31,778	69.6	29,847	65.1
Cooperative State Research, Education, and Extension Service.....	14,352	a/	14,257	a/	9,802	a/
Forest Service.....	298	1.0	298	1.0	298	1.0
<b>Bioinformatics:</b>						
Agricultural Research Service.....	12,986	25.5	13,408	26.2	13,408	26.2
Cooperative State Research, Education, and Extension Service.....	10,282	a/	10,213	a/	7,031	a/
<b>Risk Assessment/Risk Management:</b>						
Agricultural Research Service.....	5,997	13.7	5,960	14.4	5,956	14.4
Cooperative State Research, Education, and Extension Service.....	5,141	a/	5,107	a/	3,516	a/
<b>Other Activities:</b>						
Cooperative State Research, Education, and Extension Service.....	248	a/	247	a/	183	a/
Subtotal, Biological Research.....	231,096	294.6	229,358	277.0	191,301	264.2
<b>Subtotal, Biological Research, by Agency:</b>						
Agricultural Research Service.....	125,572	281.6	124,517	264.0	118,280	251.2
Cooperative State Research, Education, and Extension Service.....	102,360	5.0	101,677	5.0	69,857	5.0
Forest Service.....	3,164	8.0	3,164	8.0	3,164	8.0
Subtotal, Biological Research.....	231,096	294.6	229,358	277.0	191,301	264.2
<b>SOCIAL IMPACT RESEARCH:</b>						
Cooperative State Research, Education, and Extension Service.....	1,169	a/	2,109	a/	538	a/
Economic Research Service.....	750	3.5	750	3.5	750	3.5
Subtotal, Social Impact Research.....	1,919	3.5	2,859	3.5	1,288	3.5
<b>Total, Research.....</b>	<b>233,015</b>	<b>298.1</b>	<b>232,217</b>	<b>280.5</b>	<b>192,589</b>	<b>267.7</b>

**UNITED STATES DEPARTMENT OF AGRICULTURE**  
**Biotechnology Related Programs**  
(Dollars in Thousands)

	2007	2007	2008	2008	2009	2009
	Actual	FTE	Estimate	FTE	Budget	FTE
<b>INFRASTRUCTURE:</b>						
Research Facility:						
Cooperative State Research, Education, and Extension Service.....	414	a/	2,159	a/	285	a/
Training/Career Development:						
Cooperative State Research, Education, and Extension Service.....	141	a/	828	a/	89	a/
Instrumentation/Equipment:						
Cooperative State Research, Education, and Extension Service.....	44	a/	28	a/	17	a/
Grain Inspection, Packers and Stockyards Administration.....	2,550	13.0	2,579	13.0	2,579	13.0
Plant Germplasm Repositories:						
Agricultural Research Service.....	43,782	83.8	41,388	79.4	41,160	79.4
Forest Service:						
National Forest System.....	100	1.5	100	1.5	100	1.5
State and Private Forestry.....	190	3.0	190	3.0	30	3.0
Research and Development.....	65	0.5	65	0.5	65	0.5
Animal Germplasm Repositories:						
Agricultural Research Service.....	14,695	31.6	15,294	39.7	14,210	36.9
Microbial Germplasm Repositories:						
Agricultural Research Service.....	1,652	3.6	1,640	4.1	1,540	4.1
Data Bases:						
Genetic Resource Information Network and National Ag. Library: Agricultural Research Service.....	1,692	0.4	1,630	0.3	1,630	0.3
Cooperative State Research, Education, and Extension Service: Databases/Repositories.....	2,076	a/	2,270	a/	1,178	a/
Subtotal, Infrastructure.....	67,401	137.4	68,171	141.5	62,983	138.7
<b>REGULATORY:</b>						
Animal and Plant Health Inspection Service:						
Veterinary Biologics.....	1,566	18.0	1,654	18.0	1,958	19.0
Biotechnology Regulatory Services.....	10,533	70.0	11,728	74.0	16,306	95.0
Pest Detection.....	519	1.0	520	1.0	522	1.0
Subtotal, An. & Plant Health Insp. Service...	12,618	89.0	13,902	93.0	18,786	115.0
<b>INTERNATIONAL PROGRAMS:</b>						
Foreign Agricultural Service.....	3,189	18.0	3,305	18.0	3,422	18.0
<b>OTHER PROGRAMS:</b>						
Cooperative State Research, Education, and Extension Service: Molecular/Cellular/Biophysical Techniques and Instrumentation Development.....	5,186	a/	4,607	a/	3,623	a/
Office of the Chief Economist: Risk Assessment.....	125	1.0	124	1.0	132	1.0
Office of the Secretary: Biotechnology and Trade Activities.....	1,611	10.0	1,611	10.0	1,961	10.0
<b>Total, Biotechnology Related Programs.....</b>	<b>323,145</b>	<b>553.5</b>	<b>323,937</b>	<b>544.0</b>	<b>283,496</b>	<b>550.4</b>

a/ <1 FTE

UNITED STATES DEPARTMENT OF AGRICULTURE  
Biotechnology Related Programs  
(Dollars in Thousands)

**ARS**

ARS research in biotechnology is targeted at new and improved methods to produce quality-enhanced crops that resist pests, diseases and stress, more productive and environmentally friendly methods of livestock production, and processing technologies that protect the environment while improving the quality and safety of food for consumers. Research ranges from fundamental studies of basic life processes to applied research that focuses directly on creating new products or solving agricultural problems. ARS-funded biotechnology research also includes development of new plant products, safer biological pesticides, healthier animals, new assay methods to improve food safety and safeguard the environment, and new fuels. ARS research integrates biotechnology product development with risk assessment to develop data to guide biotechnology regulatory decisions. ARS biotechnology risk assessment research includes improving and assessing genetic engineering technology and evaluating the interaction of transgenic plants with their environment. For all research, the primary goal is to increase the competitiveness of U.S. agriculture while protecting the environment.

**APHIS**

APHIS's biotechnology crosscut includes three components that address regulatory functions related to biotechnology and the protection of American agriculture. The primary component of the APHIS biotechnology crosscut is the Agency's Biotechnology Regulatory Services (BRS). BRS functions as the Agency's regulatory arm for the biotechnology industry. The program's regulations, oversight, and compliance activities are designed to allow the safe field testing of genetically engineered organisms, without impacts to human health or the environment.

The Agency's Pest Detection program supports the BRS program's compliance activity through inspection of field test sites. The use of this program's expertise allows for the efficient use of APHIS resources. The Veterinary Biologics program administers the Virus Serum Toxin act to ensure that veterinary biologics produced or available in this country are safe, pure, and effective. Advancements in the veterinary biologics science include biotechnology aspects. The program's licensing and product review must consider the application of biotechnology in the products sent forth for licensing, as well as ensuring that the industry complies with applicable regulations.

**CSREES**

Through national program leadership and competitive and formula funding, CSREES provides support for research, education, and outreach in the development and use of biotechnology and genomics. This support involves promoting cutting-edge scientific research for development of beneficial new tools and products that seek new and better ways to sustain and improve agriculture, to protect our environment, and to generate new economic opportunities for agricultural communities. CSREES also administers the Biotechnology Risk Assessment Grants program to assist Federal regulatory agencies in making science-based decisions about the effects of introducing genetically-modified organisms into the environment. The PTE estimate associated with this crosscut is based on a portion of staff time for numerous CSREES program and administrative staff who have worked on program activities and the award of CSREES funds related to this crosscut.

**EIS**

EIS conducts economic research on the supply of biotechnology-derived crops and the impact these crops have on the marketplace. Topics of research include the adoption of genetically engineered crop varieties and resulting changes in production costs, yields, and pesticide use; consumer acceptance; market differentiation; trade implications; and cross-country differences in regulations.

**FAS**

FAS provides technical assistance, education, and outreach programs for emerging markets and developing countries that are designed to support the development of science-based regulatory policies and promote food security. Funding for biotechnology activities is allocated from FAS's direct appropriations. FTE's reported consist of Headquarters and overseas staff.

**FS**

FS R&D works closely with university and industrial partners to bring biotechnology innovation into advancing better planting stocks, improving the genetic resistance to insects and diseases, and enhancing forest productivity. The development and application of breakthrough biotechnology helps protect our forests from epidemics, restore specific species, and provide resources to meet wood and energy demands for the future.

**GIPSA**

GIPSA works with other countries private and public sectors to promote the use of U.S. sampling and inspection methods to facilitate trade by minimizing differences in test results between GIPSA and the receiver.

**OCE**

Activities include maintaining expertise in ecological risk assessment models for organisms that are the product of biotechnology and review of rules and associated analyses pertaining to biotechnology.

**OSEC**

The utilization of biotechnology is producing an expanded array of commercial products, including commodity crops with unique characteristics, improved specialty crops and transgenic animals. Other activities include quantitative analyses and studies to support increasingly complex compliance activities; continued development of a regulatory and trade strategy for specialty crops; and increased communication materials for both domestic and international markets.

## WEB-BASED SUPPLY CHAIN MANAGEMENT SYSTEM

Ms. DeLauro: AMS, FSA and FNS have been developing a commodity management system called the Web-based Supply Chain Management system. Please provide a status report on this project, including a report of full funding in out-years and a schedule of implementation.

Response: The modernized Web-based Supply Chain Management system (WebSCM) under development will replace the aging Processed Commodity Inventory Management System (PCIMS) and related systems using commercial off-the-shelf enterprise resource planning technology to streamline food procurement operations for USAID and FAS commodity focused missions as well as AMS, FSA, and FNS. The new system will improve the procurement, delivery, and management of more than 200 commodities and 4.5 million tons of food through domestic and foreign feeding programs operated by USDA and USAID in the U.S. and throughout the world. I have asked the agencies to provide a more detailed status of the system. The information follows:

AMS, FSA, FAS, and FNS have been working collaboratively with the contractor, SRA International, to develop and implement the system. In October 2007, SRA selected a software supply chain management package, called SAP. The agencies are currently working with SRA to complete the design phase for WebSCM and module prototypes are expected to be developed this year.

AMS received \$20 million each year for this project in fiscal years 2006 and 2007, \$9.9 million in FY 2008, and is requesting \$20 million for FY 2009. The total project, including planned system improvements, is estimated at \$100 million. WebSCM is scheduled to replace the basic functionality of PCIMS during FY 2009. Once the core system is operational, we will begin incorporating system enhancements to expand functionality as identified and approved in the business plan.

## TRAVEL COSTS FOR THE USDA SECRETARY

Ms. DeLauro: Please update the list in last year's hearing volume to include all travel by Secretary Johanns and all travel by Secretary Schafer from March 26, 2007 through the date of receipt of this question, including both official and political travel and categorizing each trip (or segments of a trip) as official or political. Please include all the same types of information requested last year and provide total official travel spending for each official. Please provide the costs for any staff accompanying the Secretary on each trip above.

Response: The information is submitted for the record.

[The information follows:]

**Travel Expenditures for Secretary Mike Johanns and Edward Schafer**

March 26, 2007 through September 19, 2007

**Expenses for Secretary Johanns: Does not include expenses for supporting staff.**

Departure Date	Return Date	Location	Purposes of Travel	Sponsor	Account	Number of Supporting Staff	Total Costs	Reimbursements		
								By Whom	Full	Partial
3/26/2007	3/26/2007	Philadelphia, PA	Official: Tour of Fresh Produce Market, USDA Nutrition Panel Discussion	USDA/OSEC	FY 07 OSEC Travel	N/A	\$226.00	n/a	n/a	n/a
4/11/2007	4/11/2007	Fayetteville, AR	Official: Tour University of AR School of Agriculture and Tyson Center for Excellence in Food Safety. Lunch with USDA and State Officials. USDA and State Staff Remarks at Community Leaders Luncheon with Congressman Boozman and South American Trade Leaders and Ambassadors. Tour and Media Availability at Henderson Farm	USDA/OSEC	FY 07 OSEC Travel	N/A	\$489.75	n/a	n/a	n/a
4/17/2007	4/17/2007	Ames, IA	Official: Call-in to Live Radio/WHO Big Show with Ken Root, Farm Bill Proposal Panel Discussion at Iowa State University. Media Availability Outside Farmer Theater. Traditional Soybean Harvest Festival. Community Back Stage Greetings at Hilton Coliseum. Remarks at the Iowa FFA State Convention	USDA/OSEC	FY 07 OSEC Travel	N/A	\$407.85	n/a	n/a	n/a
4/18/2007	4/18/2007	Kansas City, MO	Official: Remarks at USDA/USDA Food Aid Conference. Media Availability and One-on-One Interviews	USDA/OSEC	FY 07 OSEC Travel	N/A	\$233.76	n/a	n/a	n/a
5/7/2007	5/7/2007	Chicago, IL	Official: Remarks to Organic Trade Association. Remarks to USDA, Remarks to United Fresh Produce Board of Directors. Tour Trade Show Floors. Media Availability. Meeting with Organic Executives	USDA/OSEC	FY 07 OSEC Travel	N/A	\$390.75	n/a	n/a	n/a
5/10/2007	5/10/2007	St. Louis, MO	Official: Remarks at the World Ag Forum. Media Availability. Interview with Alan Biringa - Bloomberg News. Editorial Board with the St. Louis Post Dispatch	USDA/OSEC	FY 07 OSEC Travel	N/A	\$1,167.68	n/a	n/a	n/a
5/14/2007	5/19/2007	Paris, FR and Brussels, BE	Official: Attend Ministerial for DOHA	USDA/FAS	FY 07 FAS	N/A	\$7,882.93	n/a	n/a	n/a
5/30/2007	6/2/2007	Brussels, BE and London, UK	Official: World Trade Organization (WTO)	USDA/FAS	FY 07 FAS	N/A	\$4,137.47	n/a	n/a	n/a

Expenses for Secretary Johanns: Does not include expenses for supporting staff.										
Departure Date	Return Date	Location	Purpose of Travel	Sponsor	Account	Number of Supporting Staff	Total Costs	Reimbursements		
								Date	By Whom	Full / Partial
6/11/2007	6/11/2007	Deadwood, SD	Official: Remarks to Western Governors Association Meeting, Media Availability at Masonic Temple, Governor's Luncheon, Meeting with Canadian Premier's Carver and Deer	USDA/OSEC	FY 07 OSEC Travel	N/A	\$937.00	n/a	n/a	n/a
6/17/2007	6/23/2007	Beaumont, TX and General S&P	Official: USDA's Policy	USDA/OAS	FY 07 OAS	N/A	\$12,212.10	n/a	n/a	n/a
7/3/2007	7/3/2007	Ames, IA	Official: Remarks at Dedication Ceremony of USDA High Containment Large Animal Facility, Tour New Facility, Media Availability, Open Meeting with Producers Hosted by Congressman Tom Latham	USDA/OSEC	FY 07 OSEC Travel	N/A	\$502.25	n/a	n/a	n/a
8/7/2007	8/7/2007	Morgan, MN	Official: Radio Call, Farm Press Open Meeting on 2007 Farm Bill, Ag Jambores with Local Farm Network, Media Availability-Press Conference, Lunch with Local Producers, Tour of Farm, Remarks at Event, Remarks at Event with Senator Norm Coleman at Christian Farm	USDA/OSEC and Coleman for Senate	FY 07 OSEC Travel	N/A	\$390.05	Full Payment (Check #4205) for political segment	Collection for Senate (Christian Farm Event)	n/a
8/9/2007	8/9/2007	Nashville, TN	Official: Live RFD-TV Program on 2007 Farm Bill Process, Media Availability, Meeting with Leadership of Tennessee Ag Community, Remarks to Tennessee Farm Bureau Federation Conference	USDA/OSEC	FY 07 OSEC Travel	N/A	\$653.30	n/a	n/a	n/a
8/28/2007	8/29/2007	DeKalb, IL	Official: Radio Call, 10.4 Market Check Presentation to E.I. Water Cooperative, Media Availability-Press Conference, Taped Television Show with Oprah Winfrey, Sam Houston, Tour Farm Program Show, Trade Roundtable Meeting with Farm Bureau President Bob Stefanski, Meeting with Congressman Tim Johnson, Tour the ShowStop by the Jay Lane Estate	USDA/OSEC	FY 07 OSEC Travel	N/A	\$1,420.05	n/a	n/a	n/a
9/12/2007	9/12/2007	Kansas City, MO	Official: Tour Boyce's Corned Beef Plant with Secretary Leavitt, Press Availability with Secretary Leavitt, Producers Roundtable on Import Safety with Secretary Leavitt, Phone Call to	USDA/OSEC	FY 07 OSEC Travel	N/A	\$390.75	n/a	n/a	n/a

**Expenses for Secretary Johanns: Does not include expenses for supporting staff.**

Departure Date	Return Date	Location	Purpose of Travel	Sponsor	Account	Number of Supporting Staff	Total Costs	Reimbursement		
								Date	By Whom	Full
8/4/2007	8/7/2007	San Salvador, El Salvador Guatemala City, GT	Official: CAFTA-DR Official: Remarks at the Midwest International Trade Association Meeting, San Salvador, El Salvador Interview Media Availability with Governor Heitsman, Governor's Ag Advisory Committee Meeting Political: Nebraska GOP Reception, Dedication of Nebraska Republican Party HQ	USDA/OS	FY 07 FAS	N/A	\$3,884.00	08/	na	na
9/13/2007	9/17/2007	Lincoln, NE		USDA/OS/SEC and Nebraska Republican Party	FY 07 OSEC Travel	N/A	\$714.80	Full Payment on 10/20/07 (Check #3701) for political segment	Nebraska Republican party	\$194.85 na





POLITICAL APPOINTEE TRAVEL

Ms. DeLauro: Please update the information provided last year for all political appointees, by name, on the USDA roster as of the date of receipt of this question, except the Forest Service, and provide totals by appointee.

Response: The information is submitted for the record.

[The information follows:]

Agency	Traveler	Departure Date	Return Date	Location	Purpose of Travel	Amount	Total Costs	Number of Supporting Staff	Date	By	Full	Partial	Subtotal Amount	
Office of the Secretary	Charles Connor	4/17/2007	4/17/2007	Madison, WI	Growing Conservation Media Summit Theodore Roosevelt Conservation Partnership	USDA		\$188.40						
	Charles Connor	4/23/2007	4/23/2007	Des Moines City, IA	State Office of Rural Health (OSRH) Region C Annual Meeting, 2007 Radio Show, Secretary's Press Conference, and Beginning Farmers and Ranchers	USDA		\$174.45						
	Charles Connor	7/9/2007	7/9/2007	Des Moines, IA	Ken Root Radio Interview, Meet and Greet USDA State Office Employees, USDA State Office Open House Luncheon, Media Availability, Meeting with Dr. Norman Borlaug, and Meeting with USDA Regional Director Mr. William Kumpke	USDA		\$433.45						
	Charles Connor	10/18/2007	10/18/2007	Des Moines, IA	Continental Breakfast (CONEL)	USDA		\$200.10						
	Charles Connor	11/7/2007	11/7/2007	Madison/Des Moines, IA	Free Trade Agreement Meeting	USDA		\$12,348.40						
	Charles Connor	11/18/2007	11/18/2007	Des Moines, IA	Interview, Meet and Greet USDA Regional Council Luncheon, Editorial Council Luncheon, Editorial Board with Sr. Paul Elmer Press	USDA		\$448.75						
	Charles Connor	11/14/2007	11/14/2007	Des Moines City, IA	Interview with the Packer, NAB Media Availability/Press Conference, Meet and Greet USDA Regional Council Luncheon, Remarks at New Jersey Farm Bureau Convention, Media Availability, Editorial Board	USDA		\$400.75						
	Charles Connor	11/15/2007	11/15/2007	Des Moines, IA	14th Session of Conference of Agricultural Ministers, Editorial Board	USDA		\$214.40						
	Charles Connor	11/16/2007	11/21/2007	Rome, Italy	14th Session of Conference of Agricultural Ministers, Editorial Board, Media Availability, Radio Interview with USDA Regional Council, Editorial Board Meeting with the Council	USDA		\$1,120.50						
	Charles Connor	11/28/2007	11/28/2007	Des Moines, IA	Illinois Farm Bureau VIP Luncheon, Media Availability, Remarks by ASOP, Interview with Roger Burt	USDA		\$118.30						
	Charles Connor	12/2/2007	12/2/2007	Des Moines, IA	Remarks at American Seed Trade Association, Media Availability, Call-in Radio Interview, Lunch with USDA Regional Council, Remarks at DNR Progressive Farmers and Ranchers	USDA		\$246.75						
	Charles Connor	12/2/2007	12/2/2007	Des Moines, IA	Media Summit	USDA		\$166.75						
	Charles Connor	12/2/2007	12/2/2007	Des Moines, IA	Media Interviews, ID Corn Growers Convention Media Availability, SD Corn Growers Convention and Remarks Meeting with SD Corn Growers Assoc. State	USDA		\$500.10						
Charles Connor	1/5/2008	1/6/2008	Spring Valley, IA	Editorial Board with Sr. Paul Elmer Press, Remarks at Corn Growers Assoc. State	USDA									

[illegible]

[illegible]



[illegible]

[illegible]



Agency	Traveler	Destination	Month	Location	Purpose of Travel	Account	Travel Costs	Number of Supporting Documents	By Whom	File
BUCKS	KAHNE	5/14/2007	5/14/2007	New Bedford, MA	State Fair Expo	USA	\$125.35			
BUCKS	KAHNE	5/14/2007	5/14/2007	Burlington, VT	MASSACHUSETTS ASSOC.	USA	\$132.51			
BUCKS	KAHNE	5/17/2007	5/17/2007	Lawrence, MA	MASS. Sheep & Poultry Show	USA	\$131.20			
BUCKS	KAHNE	5/18/2007	5/18/2007	Salt Lake City, UT	Utah Wildlife Resources Ass. Conf.	USA	\$120.20			
BUCKS	KAHNE	5/19/2007	5/19/2007	Lawrence, MA	Southern Assoc. of State Depts. of Ag. Conf.	USA	\$149.00			
BUCKS	KAHNE	5/20/2007	5/20/2007	Lawrence, MA	Farm Bill Event	USA	\$219.00			
BUCKS	KAHNE	5/21/2007	5/21/2007	New Orleans, LA	Poultry & Egg Export Council Annual Meeting	USA	\$272.20			
BUCKS	KAHNE	5/26/2007	5/26/2007	Washington, DC	American Feed Trade Assoc. Meeting	USA	\$542.40			
BUCKS	KAHNE	7/04/2007	7/04/2007	Portland, ME	USDA Region Conference	USA	\$1,199.80			
BUCKS	KAHNE	7/10/2007	7/10/2007	Portland, ME	Visit Canadian Office, US Agency	USA	\$172.31			
BUCKS	KAHNE	8/7/2007	8/14/2007	Lawrence, MA	Mass. Wholesaler Depts. of Agriculture	USA	\$288.42			
BUCKS	KAHNE	8/29/2007	8/29/2007	Lawrence, MA	USDA Region 2007	USA	\$204.40			
BUCKS	KAHNE	9/21/2007	9/21/2007	Washington, DC	2008 National Conf. on Food Safety	USA	\$2,159.70			
BUCKS	KAHNE	10/16/2007	10/16/2007	Denver, CO	Meet Industry Tour & Industry Meeting	USA	\$554.50			
BUCKS	KAHNE	10/18/2007	10/18/2007	Denver, CO	Meet Industry Tour & Industry Meeting	USA	\$1,392.97			
BUCKS	KAHNE	11/04/2007	11/04/2007	San Francisco, CA	Farm Bill Event & Local Stock Exchange Assoc.	USA	\$593.80			
BUCKS	KAHNE	11/16/2007	11/16/2007	Denver, CO	South Dakota Farm Bureau Annual Meeting	USA	\$532.30			
BUCKS	KAHNE	11/28/2007	11/28/2007	Washington, DC	South Dakota Cattlemen's Assoc. Meeting	USA	\$29.70			
BUCKS	KAHNE	11/29/2007	11/29/2007	Denver, CO	Academy of Veterinary Consultants National Conference	USA	\$181.20			
BUCKS	KAHNE	11/29/2007	11/29/2007	Denver, CO	US National Resources Conf. on Farm Bill	USA	\$14.20			
BUCKS	KAHNE	12/4/2007	12/4/2007	Lawrence, MA	CA Ag Commissioners and Dealers Assoc.	USA	\$288.00			
BUCKS	KAHNE	12/4/2007	12/4/2007	Lawrence, MA	CA Animal Board Conference	USA	\$294.20			
BUCKS	KAHNE	12/5/2007	12/5/2007	Washington, DC	US Ag. Consultants Conf. on Agriculture	USA	\$602.50			
BUCKS	KAHNE	1/23/2008	1/23/2008	Lawrence, MA	USDA Region Groundbreaking Ceremony	USA	\$1,418.00			
BUCKS	KAHNE	1/23/2008	1/23/2008	Washington, DC	Albuquerque-Salt Lake City Conference	USA	\$442.30			
BUCKS	KAHNE	2/12/2008	2/12/2008	Washington, DC	Alaska Cattlemen's Annual	USA	\$1,315.00			
BUCKS	KAHNE	2/12/2008	2/12/2008	Washington, DC	2008 Cattle Industry Annual Symposium	USA	\$1,433.20			
BUCKS	KAHNE	2/12/2008	2/12/2008	Washington, DC	2008 Cattle Industry Annual Symposium	USA	\$27,244.14			
BUCKS	KAHNE	3/19/2007	3/19/2007	New Orleans, LA	National Influenza Report Meeting	USA	\$1,199.70			
BUCKS	KAHNE	4/11/2007	4/11/2007	Lawrence, MA	Expansion of New Service Office	USA	\$379.80			
BUCKS	KAHNE	4/16/2007	4/16/2007	Portland, ME	Feed Market	USA	\$1,394.80			
BUCKS	KAHNE	4/23/2007	4/23/2007	Lawrence, MA	APR Meeting	USA	\$566.60			

[illegible]

[illegible]

[illegible]

[illegible]

[illegible]

Agency	Traveler	Report Date	Report Date	Location	Purpose of Travel	Account	Total Costs	Amount of Reimbursing Agency	Agency Code	Bill
Total, Tasha Tash	Tasha Tash	11/17/2007	11/17/2007	Portland, ME	Dedication Ceremony of J. L. ...	UNDA	\$14.00			
	Tasha Tash	11/16/2007	11/17/2007	New Orleans, LA	Headlands Trail and Reef Project ...	UNDA	\$122.10			
Total, Tasha Tash							\$136.10			
Total, Karl Smith	Karl Smith	9/16/2006	9/22/2006	Chicago & Kenosha, IL	Attend the Northeast Conference ...	UNDA	\$1,031.20			
	Karl Smith	11/16/2007	11/18/2007	Salt Lake City, UT & San ...	Attend the Northeast Conference ...	UNDA	\$1,573.20			
	Karl Smith	12/15/2007	12/16/2007	Portland, ME	Attend the Northeast Conference ...	UNDA	\$1,244.78			
	Karl Smith	12/15/2007	12/16/2007	Portland, ME	Attend the Northeast Conference ...	UNDA	\$1,244.78			
	Karl Smith	12/15/2007	12/16/2007	Portland, ME	Attend the Northeast Conference ...	UNDA	\$1,244.78			
	Karl Smith	12/15/2007	12/16/2007	Portland, ME	Attend the Northeast Conference ...	UNDA	\$1,244.78			
	Karl Smith	12/15/2007	12/16/2007	Portland, ME	Attend the Northeast Conference ...	UNDA	\$1,244.78			
	Karl Smith	12/15/2007	12/16/2007	Portland, ME	Attend the Northeast Conference ...	UNDA	\$1,244.78			
	Karl Smith	12/15/2007	12/16/2007	Portland, ME	Attend the Northeast Conference ...	UNDA	\$1,244.78			
	Karl Smith	12/15/2007	12/16/2007	Portland, ME	Attend the Northeast Conference ...	UNDA	\$1,244.78			
Total, Karl Smith							\$6,993.08			
Office of the Under Secretary for Research, Education and Economics										
Total, Karl Smith	Karl Smith	4/17/2007	4/22/2007	Plymouth Meeting, PA	Chemical Industry Dedication of ...	UNDA	\$1,232.40			
	Karl Smith	4/22/2007	4/24/2007	Portland, ME	Attend the Northeast Conference ...	UNDA	\$1,232.40			
	Karl Smith	4/22/2007	4/24/2007	Portland, ME	Attend the Northeast Conference ...	UNDA	\$1,232.40			
	Karl Smith	4/22/2007	4/24/2007	Portland, ME	Attend the Northeast Conference ...	UNDA	\$1,232.40			
	Karl Smith	4/22/2007	4/24/2007	Portland, ME	Attend the Northeast Conference ...	UNDA	\$1,232.40			
	Karl Smith	4/22/2007	4/24/2007	Portland, ME	Attend the Northeast Conference ...	UNDA	\$1,232.40			
	Karl Smith	4/22/2007	4/24/2007	Portland, ME	Attend the Northeast Conference ...	UNDA	\$1,232.40			
	Karl Smith	4/22/2007	4/24/2007	Portland, ME	Attend the Northeast Conference ...	UNDA	\$1,232.40			
	Karl Smith	4/22/2007	4/24/2007	Portland, ME	Attend the Northeast Conference ...	UNDA	\$1,232.40			
	Karl Smith	4/22/2007	4/24/2007	Portland, ME	Attend the Northeast Conference ...	UNDA	\$1,232.40			
	Karl Smith	4/22/2007	4/24/2007	Portland, ME	Attend the Northeast Conference ...	UNDA	\$1,232.40			
	Karl Smith	4/22/2007	4/24/2007	Portland, ME	Attend the Northeast Conference ...	UNDA	\$1,232.40			
	Karl Smith	4/22/2007	4/24/2007	Portland, ME	Attend the Northeast Conference ...	UNDA	\$1,232.40			
	Karl Smith	4/22/2007	4/24/2007	Portland, ME	Attend the Northeast Conference ...	UNDA	\$1,232.40			
	Karl Smith	4/22/2007	4/24/2007	Portland, ME	Attend the Northeast Conference ...	UNDA	\$1,232.40			
	Karl Smith	4/22/2007	4/24/2007	Portland, ME	Attend the Northeast Conference ...	UNDA	\$1,232.40			
	Karl Smith	4/22/2007	4/24/2007	Portland, ME	Attend the Northeast Conference ...	UNDA	\$1,232.40			
	Karl Smith	4/22/2007	4/24/2007	Portland, ME	Attend the Northeast Conference ...	UNDA	\$1,232.40			
Total, Karl Smith							\$18,984.00			

Agency	Traveler	Departure Date	Return Date	Destination	Purpose of Trip	Amount	Total Costs	Supporting Doc#	By Date	Final
Gail Buchman	Gail Buchman	8/28/2007	8/29/2007	Princeton, NJ	International Meeting from Biomas	USA	\$1,102.70			
	Gail Buchman	12/11/2007	12/11/2007	Orlando, FL	US Science Conference	USA	\$484.20			
	Gail Buchman	12/11/2007	12/11/2007	Orlando, FL	US Science Conference	USA	\$1,082.10			
	Gail Buchman	12/11/2007	12/11/2007	Orlando, FL	US Science Conference	USA	\$765.70			
	Gail Buchman	12/11/2007	12/11/2007	Orlando, FL	US Science Conference	USA	\$1,154.50			
	Gail Buchman	12/11/2007	12/11/2007	Orlando, FL	US Science Conference	USA	\$483.00			
	Gail Buchman	12/11/2007	12/11/2007	Orlando, FL	US Science Conference	USA	\$1,172.90			
	Gail Buchman	12/11/2007	12/11/2007	Orlando, FL	US Science Conference	USA	\$1,132.10			
	Gail Buchman	12/11/2007	12/11/2007	Orlando, FL	US Science Conference	USA	\$1,114.00			
	Gail Buchman	12/11/2007	12/11/2007	Orlando, FL	US Science Conference	USA	\$1,176.10			
	Gail Buchman	12/11/2007	12/11/2007	Orlando, FL	US Science Conference	USA	\$484.20			
	Gail Buchman	12/11/2007	12/11/2007	Orlando, FL	US Science Conference	USA	\$776.10			
	Gail Buchman	12/11/2007	12/11/2007	Orlando, FL	US Science Conference	USA	\$1,172.90			
	Gail Buchman	12/11/2007	12/11/2007	Orlando, FL	US Science Conference	USA	\$1,172.90			
	Gail Buchman	12/11/2007	12/11/2007	Orlando, FL	US Science Conference	USA	\$1,172.90			
	Gail Buchman	12/11/2007	12/11/2007	Orlando, FL	US Science Conference	USA	\$1,172.90			
<b>Total, Gail Buchman</b>							<b>\$48,476.40</b>			
Merle P. Mason	Merle P. Mason	4/21/2007	4/21/2007	Alameda, CA; Saratoga, CA	US Representative State Visit	USA	\$2,851.87			
	Merle P. Mason	5/7/2007	5/7/2007	Orlando, FL	2007 Farm Bill Meeting	USA	\$1,072.30			
	Merle P. Mason	5/14/2007	5/14/2007	Orlando, FL	2007 Farm Bill Meeting	USA	\$1,450.00			
	Merle P. Mason	5/21/2007	5/21/2007	Orlando, FL	2007 Farm Bill Meeting	USA	\$740.10			
	Merle P. Mason	5/27/2007	5/27/2007	Orlando, FL	2007 Farm Bill Meeting	USA	\$1,340.10			
	Merle P. Mason	6/5/2007	6/5/2007	Orlando, FL	2007 Farm Bill Meeting	USA	\$2,450.20			
	Merle P. Mason	6/13/2007	6/13/2007	Orlando, FL	2007 Farm Bill Meeting	USA	\$4,870.80			
	Merle P. Mason	6/20/2007	6/20/2007	Orlando, FL	2007 Farm Bill Meeting	USA	\$3,473.00			
	Merle P. Mason	6/27/2007	6/27/2007	Orlando, FL	2007 Farm Bill Meeting	USA	\$487.00			
	Merle P. Mason	10/11/2007	10/11/2007	Orlando, FL	2007 Farm Bill Meeting	USA	\$311.10			
	Merle P. Mason	10/18/2007	10/18/2007	Orlando, FL	2007 Farm Bill Meeting	USA	\$4,500.00			
	Merle P. Mason	11/17/2007	11/17/2007	Orlando, FL	2007 Farm Bill Meeting	USA	\$334.00			
	Merle P. Mason	11/24/2007	11/24/2007	Orlando, FL	2007 Farm Bill Meeting	USA	\$744.10			
	Merle P. Mason	12/18/2007	12/18/2007	Orlando, FL	2007 Farm Bill Meeting	USA	\$593.90			
	Merle P. Mason	12/18/2007	12/18/2007	Orlando, FL	2007 Farm Bill Meeting	USA	\$593.90			
	Merle P. Mason	12/18/2007	12/18/2007	Orlando, FL	2007 Farm Bill Meeting	USA	\$593.90			





Agency	Traveler	Departure Date	Return Date	Location	Purpose of Travel	Amount	Total Costs	Number of Reporting Periods	Days	Per Diem	Reimb.
Total, Thomas C. Dwyer	Thomas C. Dwyer	10/29/2007	11/01/2007	Norfolk, VA	Memorial Day Observance, VA	USA	\$1,077.75	1	1		
	Thomas C. Dwyer	11/02/2007	11/02/2007	Kenner, LA	St. Patrick's Day	USA	\$2,451.74	1	1		
	Thomas C. Dwyer	11/04/2007	11/04/2007	Kenner, LA	St. Patrick's Day	USA	\$2,451.74	1	1		
	Thomas C. Dwyer	11/04/2007	11/04/2007	Kenner, LA	St. Patrick's Day	USA	\$2,451.74	1	1		
	Thomas C. Dwyer	11/04/2007	11/04/2007	Kenner, LA	St. Patrick's Day	USA	\$2,451.74	1	1		
	Thomas C. Dwyer	11/04/2007	11/04/2007	Kenner, LA	St. Patrick's Day	USA	\$2,451.74	1	1		
	Thomas C. Dwyer	11/04/2007	11/04/2007	Kenner, LA	St. Patrick's Day	USA	\$2,451.74	1	1		
	Thomas C. Dwyer	11/04/2007	11/04/2007	Kenner, LA	St. Patrick's Day	USA	\$2,451.74	1	1		
	Thomas C. Dwyer	11/04/2007	11/04/2007	Kenner, LA	St. Patrick's Day	USA	\$2,451.74	1	1		
	Thomas C. Dwyer	11/04/2007	11/04/2007	Kenner, LA	St. Patrick's Day	USA	\$2,451.74	1	1		
	Thomas C. Dwyer	11/04/2007	11/04/2007	Kenner, LA	St. Patrick's Day	USA	\$2,451.74	1	1		
	Thomas C. Dwyer	11/04/2007	11/04/2007	Kenner, LA	St. Patrick's Day	USA	\$2,451.74	1	1		
	Thomas C. Dwyer	11/04/2007	11/04/2007	Kenner, LA	St. Patrick's Day	USA	\$2,451.74	1	1		
	Thomas C. Dwyer	11/04/2007	11/04/2007	Kenner, LA	St. Patrick's Day	USA	\$2,451.74	1	1		
Total, Thomas C. Dwyer							\$37,446.93				
Office of Communications											
Total, David Thomas	David Thomas	4/12/2007	4/12/2007	Portland, ME	From Will Travel and contacts to feed	USA	\$450.00				
	David Thomas	4/12/2007	4/12/2007	Portland, ME	From Will Travel and contacts to feed	USA	\$450.00				
	David Thomas	4/12/2007	4/12/2007	Portland, ME	From Will Travel and contacts to feed	USA	\$450.00				
	David Thomas	4/12/2007	4/12/2007	Portland, ME	From Will Travel and contacts to feed	USA	\$450.00				
	David Thomas	4/12/2007	4/12/2007	Portland, ME	From Will Travel and contacts to feed	USA	\$450.00				
	David Thomas	4/12/2007	4/12/2007	Portland, ME	From Will Travel and contacts to feed	USA	\$450.00				
	David Thomas	4/12/2007	4/12/2007	Portland, ME	From Will Travel and contacts to feed	USA	\$450.00				
	David Thomas	4/12/2007	4/12/2007	Portland, ME	From Will Travel and contacts to feed	USA	\$450.00				
	David Thomas	4/12/2007	4/12/2007	Portland, ME	From Will Travel and contacts to feed	USA	\$450.00				
	David Thomas	4/12/2007	4/12/2007	Portland, ME	From Will Travel and contacts to feed	USA	\$450.00				
	David Thomas	4/12/2007	4/12/2007	Portland, ME	From Will Travel and contacts to feed	USA	\$450.00				
	David Thomas	4/12/2007	4/12/2007	Portland, ME	From Will Travel and contacts to feed	USA	\$450.00				
	David Thomas	4/12/2007	4/12/2007	Portland, ME	From Will Travel and contacts to feed	USA	\$450.00				
	David Thomas	4/12/2007	4/12/2007	Portland, ME	From Will Travel and contacts to feed	USA	\$450.00				
Total, David Thomas							\$37,446.93				
Total, Chris Connolly	Chris Connolly	12/04/07	12/04/07	Kenner, LA	U.S. - China Joint Commission on	USA	\$2,451.74				
	Chris Connolly	12/04/07	12/04/07	Kenner, LA	U.S. - China Joint Commission on	USA	\$2,451.74				
	Chris Connolly	12/04/07	12/04/07	Kenner, LA	U.S. - China Joint Commission on	USA	\$2,451.74				
	Chris Connolly	12/04/07	12/04/07	Kenner, LA	U.S. - China Joint Commission on	USA	\$2,451.74				
	Chris Connolly	12/04/07	12/04/07	Kenner, LA	U.S. - China Joint Commission on	USA	\$2,451.74				
	Chris Connolly	12/04/07	12/04/07	Kenner, LA	U.S. - China Joint Commission on	USA	\$2,451.74				
	Chris Connolly	12/04/07	12/04/07	Kenner, LA	U.S. - China Joint Commission on	USA	\$2,451.74				
	Chris Connolly	12/04/07	12/04/07	Kenner, LA	U.S. - China Joint Commission on	USA	\$2,451.74				
	Chris Connolly	12/04/07	12/04/07	Kenner, LA	U.S. - China Joint Commission on	USA	\$2,451.74				
	Chris Connolly	12/04/07	12/04/07	Kenner, LA	U.S. - China Joint Commission on	USA	\$2,451.74				
	Chris Connolly	12/04/07	12/04/07	Kenner, LA	U.S. - China Joint Commission on	USA	\$2,451.74				
	Chris Connolly	12/04/07	12/04/07	Kenner, LA	U.S. - China Joint Commission on	USA	\$2,451.74				
	Chris Connolly	12/04/07	12/04/07	Kenner, LA	U.S. - China Joint Commission on	USA	\$2,451.74				
	Chris Connolly	12/04/07	12/04/07	Kenner, LA	U.S. - China Joint Commission on	USA	\$2,451.74				
Total, Chris Connolly							\$37,446.93				

Agency	Traveler	Destination	Return Date	Location	Vehicle of Travel	Account	Total Items	Number of Supporting Documents	By Date	By Name	By Date
<b>Office of the Chief Financial Officer</b>											
Jessica Bartoloni	Jessica Bartoloni	New Orleans, LA	5/21/2007	New Orleans, LA	Information Meeting	USA	\$1,149.70				
Jessica Bartoloni	Jessica Bartoloni	New Orleans, LA	6/22/2007	New Orleans, LA	Information Meeting	USA	\$1,032.50				
Jessica Bartoloni	Jessica Bartoloni	New Orleans, LA	8/15/2007	New Orleans, LA	Information Meeting	USA	\$1,132.50				
Jessica Bartoloni	Jessica Bartoloni	New Orleans, LA	10/14/2007	New Orleans, LA	Information Meeting	USA	\$2,116.70				
Jessica Bartoloni	Jessica Bartoloni	New Orleans, LA	10/22/2007	New Orleans, LA	Information Meeting	USA	\$665.25				
Jessica Bartoloni	Jessica Bartoloni	New Orleans, LA	1/14/2008	New Orleans, LA	Information Meeting	USA	\$1,327.50				
Jessica Bartoloni	Jessica Bartoloni	New Orleans, LA	1/21/2008	New Orleans, LA	Information Meeting	USA	\$1,413.40				
<b>Total, Jessica Bartoloni</b>							<b>\$9,110.10</b>				
Charles Christopher	Charles Christopher	New Orleans, LA	5/21/2007	New Orleans, LA	Information Meeting	USA	\$1,149.70				
Charles Christopher	Charles Christopher	New Orleans, LA	6/22/2007	New Orleans, LA	Information Meeting	USA	\$1,032.50				
Charles Christopher	Charles Christopher	New Orleans, LA	8/15/2007	New Orleans, LA	Information Meeting	USA	\$1,132.50				
Charles Christopher	Charles Christopher	New Orleans, LA	10/14/2007	New Orleans, LA	Information Meeting	USA	\$2,116.70				
Charles Christopher	Charles Christopher	New Orleans, LA	10/22/2007	New Orleans, LA	Information Meeting	USA	\$665.25				
Charles Christopher	Charles Christopher	New Orleans, LA	1/14/2008	New Orleans, LA	Information Meeting	USA	\$1,327.50				
Charles Christopher	Charles Christopher	New Orleans, LA	1/21/2008	New Orleans, LA	Information Meeting	USA	\$1,413.40				
Charles Christopher	Charles Christopher	New Orleans, LA	5/21/2007	New Orleans, LA	Information Meeting	USA	\$1,149.70				
Charles Christopher	Charles Christopher	New Orleans, LA	6/22/2007	New Orleans, LA	Information Meeting	USA	\$1,032.50				
Charles Christopher	Charles Christopher	New Orleans, LA	8/15/2007	New Orleans, LA	Information Meeting	USA	\$1,132.50				
Charles Christopher	Charles Christopher	New Orleans, LA	10/14/2007	New Orleans, LA	Information Meeting	USA	\$2,116.70				
Charles Christopher	Charles Christopher	New Orleans, LA	10/22/2007	New Orleans, LA	Information Meeting	USA	\$665.25				
Charles Christopher	Charles Christopher	New Orleans, LA	1/14/2008	New Orleans, LA	Information Meeting	USA	\$1,327.50				
Charles Christopher	Charles Christopher	New Orleans, LA	1/21/2008	New Orleans, LA	Information Meeting	USA	\$1,413.40				
<b>Total, Charles Christopher</b>							<b>\$9,110.10</b>				
<b>Office of the Chief Information Officer</b>											
David McQuinn	David McQuinn	New Orleans, LA	5/21/2007	New Orleans, LA	Information Meeting	USA	\$1,149.70				
David McQuinn	David McQuinn	New Orleans, LA	6/22/2007	New Orleans, LA	Information Meeting	USA	\$1,032.50				
David McQuinn	David McQuinn	New Orleans, LA	8/15/2007	New Orleans, LA	Information Meeting	USA	\$1,132.50				
David McQuinn	David McQuinn	New Orleans, LA	10/14/2007	New Orleans, LA	Information Meeting	USA	\$2,116.70				
David McQuinn	David McQuinn	New Orleans, LA	10/22/2007	New Orleans, LA	Information Meeting	USA	\$665.25				
David McQuinn	David McQuinn	New Orleans, LA	1/14/2008	New Orleans, LA	Information Meeting	USA	\$1,327.50				
David McQuinn	David McQuinn	New Orleans, LA	1/21/2008	New Orleans, LA	Information Meeting	USA	\$1,413.40				
<b>Total, David McQuinn</b>							<b>\$9,110.10</b>				





[illegible]

[illegible]

Agency	Traveler	Departure Date	Return Date	Location	Purpose of Travel	Amount	YTD Total	Number of Reporting Staff	By Date	Full	Partial
Richard Raymond	Richard Raymond	9/17/2007	9/26/2007	Amst. IL	Search of Transpiration	USDA	\$1,372.15	1			
	Richard Raymond	10/1/2007	10/2/2007	Chicopee, IL	Search of Transpiration	USDA	\$603.45	1			
	Richard Raymond	10/17/2007	10/24/2007	Chicopee, IL	Search of Transpiration	USDA	\$1,276.45	1			
	Richard Raymond	10/27/2007	11/2/2007	Amst. IL	Site Visit	USDA	\$7,495.10	1			
	Richard Raymond	11/14/2007	11/16/2007	Amst. IL	Search of Transpiration	USDA	\$399.81	1			
	Richard Raymond	11/23/2007	11/29/2007	Amst. IL	Search of Transpiration	USDA	\$1,602.36	1			
	Richard Raymond	12/2/2007	12/2/2007	Amst. IL	Search of Transpiration	USDA	\$371.25	1			
	Richard Raymond	12/11/2007	12/11/2007	Amst. IL	Site Visit	USDA	\$9,250.12	1			
	Richard Raymond	1/4/2008	1/11/2008	Chicopee, IL	Information Meeting	USDA	\$1,507.65	1			
	Richard Raymond	1/23/2008	1/23/2008	Amst. IL	Information Meeting	USDA	\$328.32	1			
	Richard Raymond	1/30/2008	1/30/2008	Chicopee, IL	Information Meeting	USDA	\$1,367.45	1			
	Richard Raymond	2/11/2008	2/11/2008	Amst. IL	Site Visit	USDA	\$551.91	1			
<b>Total, Richard Raymond</b>							<b>\$49,650.94</b>				
<b>System Activities Review</b>											
Constance C. Jackson	Constance C. Jackson	04/14/07	04/23/07	Tempesta, KS	USDA Annual Tri-Regional Accredited Meeting	USDA	\$1,521.20	1			
	Constance C. Jackson	05/21/07	05/21/07	Amst. IL	To participate in Wildlife Supervisor Training with Food	USDA	\$326.85	1			
	Constance C. Jackson	05/21/07	05/21/07	Amst. IL	To participate in the USFS Board of Directors Meeting	USDA	\$1,208.15	1			
	Constance C. Jackson	05/28/07	06/2/07	Amst. IL	USFS Board of Directors Meeting	USDA	\$8,116.10	1			
	Constance C. Jackson	07/21/07	07/21/07	Tempesta, IL	To attend the USFS Council Meeting	USDA	\$431.60	1			
	Constance C. Jackson	08/21/07	08/21/07	Amst. IL	To attend the Wildlife Supervisor Training	USDA	\$7,430.10	1			
	Constance C. Jackson	09/24/07	09/24/07	Amst. IL	To attend America's Food and Wildlife Summit	USDA	\$7,274.10	1			
	Constance C. Jackson	10/28/07	10/28/07	Amst. IL	To attend the Wildlife Supervisor Training	USDA	\$1,864.65	1			
	Constance C. Jackson	11/21/07	11/21/07	Amst. IL	To attend the Wildlife Supervisor Training	USDA	\$2,378.85	1			
	Constance C. Jackson	12/21/07	12/21/07	Amst. IL	To attend the Wildlife Supervisor Training	USDA	\$1,603.10	1			
	Constance C. Jackson	01/12/08	01/12/08	Amst. IL	To attend the Wildlife Supervisor Training	USDA	\$5,009.45	1			
	Constance C. Jackson	02/11/08	02/11/08	Amst. IL	To attend the Wildlife Supervisor Training	USDA	\$1,001.25	1			
<b>Total, Constance C. Jackson</b>							<b>\$49,882.15</b>				
Maura J. Fennell	Maura J. Fennell	10/11/07	10/17/07	Amst. IL	Search of Transpiration	USDA	\$328.45	1			
	Maura J. Fennell	12/04/07	12/04/07	Amst. IL	Information Meeting	USDA	\$4,801.15	1			
	Maura J. Fennell	02/12/08	02/12/08	Amst. IL	Search of Transpiration	USDA	\$7,744.17	1			



Agency	Traveler	Reporting Date	Event Date	Location	Purpose of Travel	Account	Total Costs	Number of Reporting Dates	By Date	Partial
Michael W. Yost	Michael W. Yost	01/21/07	01/21/07	San Jose, CA	Executive Conference	USA	\$2,084.81			
	Michael W. Yost	04/16/07	04/21/07	Malibu, Rancho, and Toluca	Spring ceremony of ranch fund-raiser resource management and	USA	\$3,104.41			
	Michael W. Yost	05/31/07	05/01/07	Chicago, IL	To speak at the USMC Board of Officers Meeting	USA	\$13.99			
	Michael W. Yost	05/14/07	05/14/07	San Jose, CA	TCA 27th Executive Committee Meeting	USA	\$1,415.95			
	Michael W. Yost	05/11/07	05/15/07	San Paulo, BR and Buenos Aires, Argentina & Brazil	Inter-American Congress of Agriculture	USA	\$7,147.21			
	Michael W. Yost	07/14/07	07/16/07	ACMA, CA	To Attend New ACMA Forum	USA	\$2,725.62			
	Michael W. Yost	07/22/07	07/23/07	San Jose, CA	U.S. Organic Council Meeting	USA	\$1,424.17			
	Michael W. Yost	05/16/07	05/21/07	Memphis, TN	Attend BioNutra Conference	USA	\$1,365.52			
	Michael W. Yost	08/23/07	08/23/07	Seattle, WA	Joint Ag working group and AGS meeting AGSUS	USA	\$1,247.71			
	Michael W. Yost	10/04/07	10/08/07	Memphis, TN	To attend the 2007 New Mexican Livestock Summit in Memphis, TN	USA	\$1,024.71			
	Michael W. Yost	10/16/07	10/22/07	Memphis, TN	Workshop (Arab) and team building exercises	USA	\$5,133.26			
	Michael W. Yost	11/01/07	11/04/07	New Orleans, LA	To Attend Carola Conference	USA	\$1,150.47			
	Michael W. Yost	01/03/08	01/11/08	Madison, WI	To attend the second meeting of NW US Meatless COP	USA	\$1,709.19			
	Michael W. Yost	01/21/08	01/15/08	Memphis, TN	To Attend a Conference	USA	\$1,391.62			
Total, Michael W. Yost							\$35,630.01			
Robert Rando	Robert Rando	07/18/07	07/17/07	San Jose, CA	Attend ICA Executive Committee Meeting	USA	\$1,478.29			
	Robert Rando	08/21/07	08/16/07	San Paulo, BR	Attend Int. Congress of Biomegro and Biogro	USA	\$7,348.82			
	Robert Rando	09/02/07	07/15/07	Beijing, TX	PNC Training Title 50 Train	USA	\$1,142.54			
	Robert Rando	07/15/07	07/21/07	Beijing, China and Paris, France	Confidential Social Meeting	USA	\$7,119.71			
	Total, Robert Rando						\$13,644.11			
	Ray W. Hargood	04/16/07	04/16/07	Beijing, China, W.	USA and USAID International Food Aid Conference	USA	\$241.28			
	R. Kirk Miller	04/16/07	04/20/07	Beijing, China, W.	USA and USAID International Food Aid Conference	USA	\$745.16			
	R. Kirk Miller	05/20/07	05/01/07	Beijing and Egypt	Trade and Investment Meeting	USA	\$13,655.92			
	R. Kirk Miller	05/22/07	06/05/07	Beijing, W.	UPT Association Board Meeting	USA	\$3,479.11			
	R. Kirk Miller	07/19/07	07/21/07	Beijing, China	To attend abroad issues with the UPT	USA	\$738.17			
	R. Kirk Miller	07/25/07	07/26/07	Beijing, China and Mexico	US abroad trade and other bilateral issues	USA	\$2,533.17			
	R. Kirk Miller				Argentina Palermo Livestock and Agriculture show and meet with key officials from Argentina and USAID	USA				
	R. Kirk Miller	08/01/07	08/10/07	Beijing, China, Beijing	USA Meetings and meet key contacts from USAID and USAID Food and Bioproducts and Biotechnology	USA	\$4,525.72			
	R. Kirk Miller	09/04/07	09/07/07	Beijing, China	To attend California Ag Trade Summit	USA	\$2,391.78			
	R. Kirk Miller	09/21/07	09/26/07	Beijing, China	Reception at the USDA's Conference	USA	\$1,312.74			

Agency	Traveler	Departure Date	Return Date	Location	Purpose of Travel	Amount	Cost Code	Number of Reporting Staff	Date	File	Project
W. Kirk Miller	W. Kirk Miller	10/29/07	10/29/07	Perm., TX	World Food Program Board Meeting	USDA	\$4,008.34	1			
	W. Kirk Miller	11/26/07	11/26/07	New York, NY	Global Trade Solutions 2007	USDA	\$671.00	1			
	W. Kirk Miller	11/11/07	11/11/07	Perm., Peru	Latin American Millers Association	USDA	\$2,310.00	1			
	<b>Total: W. Kirk Miller</b>										
							<b>\$69,446.13</b>				
J. Kirk Miller	J. Kirk Miller	01/29/07	02/01/07	Perm., India	To lead focus group on agriculture	USDA	\$9,106.31	1			
	J. Kirk Miller	05/14/07	05/14/07	Perm., France	To attend the Ministerial for	USDA	\$2,119.71	1			
	J. Kirk Miller	05/17/07	05/21/07	Perm., Germany	2006 Regulation	USDA	\$7,439.45	1			
	J. Kirk Miller	07/16/07	07/20/07	Perm., Group	To attend the AGA forum	USDA	\$1,372.19	1			
	J. Kirk Miller	07/18/07	07/20/07	Perm., Chile	Fourth Ministerial Meeting on Agriculture and Rural life and the	USDA	\$1,372.72	1			
	J. Kirk Miller	07/19/07	07/20/07	Perm., Chile	Fourth Ministerial Meeting on Agriculture and Rural life and the	USDA	\$1,372.72	1			
	J. Kirk Miller	07/19/07	07/20/07	Perm., Chile	Fourth Ministerial Meeting on Agriculture and Rural life and the	USDA	\$1,372.72	1			
	J. Kirk Miller	07/19/07	07/20/07	Perm., Chile	Fourth Ministerial Meeting on Agriculture and Rural life and the	USDA	\$1,372.72	1			
	J. Kirk Miller	07/19/07	07/20/07	Perm., Chile	Fourth Ministerial Meeting on Agriculture and Rural life and the	USDA	\$1,372.72	1			
	J. Kirk Miller	07/19/07	07/20/07	Perm., Chile	Fourth Ministerial Meeting on Agriculture and Rural life and the	USDA	\$1,372.72	1			
	J. Kirk Miller	07/19/07	07/20/07	Perm., Chile	Fourth Ministerial Meeting on Agriculture and Rural life and the	USDA	\$1,372.72	1			
	J. Kirk Miller	07/19/07	07/20/07	Perm., Chile	Fourth Ministerial Meeting on Agriculture and Rural life and the	USDA	\$1,372.72	1			
	J. Kirk Miller	07/19/07	07/20/07	Perm., Chile	Fourth Ministerial Meeting on Agriculture and Rural life and the	USDA	\$1,372.72	1			
	J. Kirk Miller	07/19/07	07/20/07	Perm., Chile	Fourth Ministerial Meeting on Agriculture and Rural life and the	USDA	\$1,372.72	1			
	J. Kirk Miller	07/19/07	07/20/07	Perm., Chile	Fourth Ministerial Meeting on Agriculture and Rural life and the	USDA	\$1,372.72	1			
	J. Kirk Miller	07/19/07	07/20/07	Perm., Chile	Fourth Ministerial Meeting on Agriculture and Rural life and the	USDA	\$1,372.72	1			
	<b>Total: J. Kirk Miller</b>										
<b>Total: All Staff</b>											
<b>Total: All Staff</b>											
<b>Total: All Staff</b>											
<b>Total: All Staff</b>											
<b>Total: All Staff</b>											
<b>Total: All Staff</b>											
<b>Total: All Staff</b>											
<b>Total: All Staff</b>											
<b>Total: All Staff</b>											
<b>Total: All Staff</b>											
<b>Total: All Staff</b>											
<b>Total: All Staff</b>											
<b>Total: All Staff</b>											
<b>Total: All Staff</b>											
<b>Total: All Staff</b>											
<b>Total: All Staff</b>											
<b>Total: All Staff</b>											
<b>Total: All Staff</b>											
<b>Total: All Staff</b>											
<b>Total: All Staff</b>											
<b>Total: All Staff</b>											
<b>Total: All Staff</b>											
<b>Total: All Staff</b>											
<b>Total: All Staff</b>											
<b>Total: All Staff</b>											
<b>Total: All Staff</b>											
<b>Total: All Staff</b>											
<b>Total: All Staff</b>											
<b>Total: All Staff</b>											
<b>Total: All Staff</b>											
<b>Total: All Staff</b>											
<b>Total: All Staff</b>											
<b>Total: All Staff</b>											
<b>Total: All Staff</b>											
<b>Total: All Staff</b>											
<b>Total: All Staff</b>											
<b>Total: All Staff</b>											
<b>Total: All Staff</b>											
<b>Total: All Staff</b>											
<b>Total: All Staff</b>											
<b>Total: All Staff</b>											
<b>Total: All Staff</b>											
<b>Total: All Staff</b>											
<b>Total: All Staff</b>											
<b>Total: All Staff</b>											
<b>Total: All Staff</b>											
<b>Total: All Staff</b>											
<b>Total: All Staff</b>											
<b>Total: All Staff</b>											
<b>Total: All Staff</b>											
<b>Total: All Staff</b>											
<b>Total: All Staff</b>											
<b>Total: All Staff</b>											
<b>Total: All Staff</b>											
<b>Total: All Staff</b>											
<b>Total: All Staff</b>											
<b>Total: All Staff</b>											
<b>Total: All Staff</b>											
<b>Total: All Staff</b>											
<b>Total: All Staff</b>											
<b>Total: All Staff</b>											
<b>Total: All Staff</b>											
<b>Total: All Staff</b>											
<b>Total: All Staff</b>											
<b>Total: All Staff</b>											
<b>Total: All Staff</b>											
<b>Total: All Staff</b>											
<b>Total: All Staff</b>											
<b>Total: All Staff</b>											
<b>Total: All Staff</b>											
<b>Total: All Staff</b>											
<b>Total: All Staff</b>											
<b>Total: All Staff</b>											
<b>Total: All Staff</b>											
<b>Total: All Staff</b>											
<b>Total: All Staff</b>											
<b>Total: All Staff</b>											
<b>Total: All Staff</b>											
<b>Total: All Staff</b>											
<b>Total: All Staff</b>											
<b>Total: All Staff</b>											
<b>Total: All Staff</b>											
<b>Total: All Staff</b>											
<b>Total: All Staff</b>											
<b>Total: All Staff</b>											
<b>Total: All Staff</b>											
<b>Total: All Staff</b>											
<b>Total: All Staff</b>											
<b>Total: All Staff</b>											
<b>Total: All Staff</b>											
<b>Total: All Staff</b>											
<b>Total: All Staff</b>											
<b>Total: All Staff</b>											
<b>Total: All Staff</b>											
<b>Total: All Staff</b>											
<b>Total: All Staff</b>											
<b>Total: All Staff</b>											
<b>Total: All Staff</b>											
<b>Total: All Staff</b>											
<b>Total: All Staff</b>											
<b>Total: All Staff</b>											
<b>Total: All Staff</b>											
<b>Total: All Staff</b>											
<b>Total: All Staff</b>											
<b>Total: All Staff</b>											
<b>Total: All Staff</b>											
<b>Total: All Staff</b>											
<b>Total: All Staff</b>											
<b>Total: All Staff</b>											
<b>Total: All Staff</b>											
<b>Total: All Staff</b>											
<b>Total: All Staff</b>											
<b>Total: All Staff</b>											
<b>Total: All Staff</b>											
<b>Total: All Staff</b>											
<b>Total: All Staff</b>											
<b>Total: All Staff</b>											
<b>Total: All Staff</b>											
<b>Total: All Staff</b>											
<b>Total: All Staff</b>											
<b>Total: All Staff</b>											
<b>Total: All Staff</b>											
<b>Total: All Staff</b>											
<b>Total: All Staff</b>											
<b>Total: All Staff</b>											
<b>Total: All Staff</b>											
<b>Total: All Staff</b>											
<b>Total: All Staff</b>											
<b>Total: All Staff</b>											
<b>Total: All Staff</b>											
<b>Total: All Staff</b>											
<b>Total: All Staff</b>											
<b>Total: All Staff</b>											
<b>Total: All Staff</b>											
<b>Total: All Staff</b>											
<b>Total: All Staff</b>											
<b>Total: All Staff</b>											
<b>Total: All Staff</b>											
<b>Total: All Staff</b>											
<b>Total: All Staff</b>											
<b>Total: All Staff</b>											
<b>Total: All Staff</b>											
<b>Total: All Staff</b>											
<b>Total: All Staff</b>											
<b>Total: All Staff</b>											
<b>Total: All Staff</b>											

[illegible]

Agency	Receiver	Project Title	Location	Purpose of Travel	Amount	Total Costs	Number of Participants	Travel Dates	Per Diem
Total, Wilson Goals Rural Development	Wilson Goals	12/12/2017	12/12/2017	Louisville, KY	USDA	\$1,431.50			
	Wilson Goals	1/18/2018	1/18/2018	Adrian, MO	USDA	\$1,317.00			
	Wilson Goals	4/18/2018	4/18/2018	Adrian, MO	USDA	\$1,442.25			
	Wilson Goals	4/18/2018	4/18/2018	Adrian, MO	USDA	\$1,442.25			
	Wilson Goals	4/18/2018	4/18/2018	Adrian, MO	USDA	\$1,442.25			
Total, Wilson Goals Rural Development						\$5,973.25			
Total, Rural Development	Wilson Goals	4/18/2018	4/18/2018	Adrian, MO	USDA	\$1,442.25			
	Wilson Goals	4/18/2018	4/18/2018	Adrian, MO	USDA	\$1,442.25			
	Wilson Goals	4/18/2018	4/18/2018	Adrian, MO	USDA	\$1,442.25			
	Wilson Goals	4/18/2018	4/18/2018	Adrian, MO	USDA	\$1,442.25			
	Wilson Goals	4/18/2018	4/18/2018	Adrian, MO	USDA	\$1,442.25			
	Wilson Goals	4/18/2018	4/18/2018	Adrian, MO	USDA	\$1,442.25			
	Wilson Goals	4/18/2018	4/18/2018	Adrian, MO	USDA	\$1,442.25			
	Wilson Goals	4/18/2018	4/18/2018	Adrian, MO	USDA	\$1,442.25			
	Wilson Goals	4/18/2018	4/18/2018	Adrian, MO	USDA	\$1,442.25			
	Wilson Goals	4/18/2018	4/18/2018	Adrian, MO	USDA	\$1,442.25			
	Wilson Goals	4/18/2018	4/18/2018	Adrian, MO	USDA	\$1,442.25			
	Wilson Goals	4/18/2018	4/18/2018	Adrian, MO	USDA	\$1,442.25			
	Wilson Goals	4/18/2018	4/18/2018	Adrian, MO	USDA	\$1,442.25			
	Wilson Goals	4/18/2018	4/18/2018	Adrian, MO	USDA	\$1,442.25			
	Wilson Goals	4/18/2018	4/18/2018	Adrian, MO	USDA	\$1,442.25			
	Wilson Goals	4/18/2018	4/18/2018	Adrian, MO	USDA	\$1,442.25			
	Wilson Goals	4/18/2018	4/18/2018	Adrian, MO	USDA	\$1,442.25			
	Wilson Goals	4/18/2018	4/18/2018	Adrian, MO	USDA	\$1,442.25			
	Wilson Goals	4/18/2018	4/18/2018	Adrian, MO	USDA	\$1,442.25			
	Wilson Goals	4/18/2018	4/18/2018	Adrian, MO	USDA	\$1,442.25			
Total, Rural Development						\$5,973.25			

Agency	Traveler	Departure Date	Return Date	Location	Purpose of Travel	Account	Total Costs	By Month			Total
								Jan	Feb	Mar	
Russell T. Davis	Russell T. Davis	11/21/2007	11/21/2007	Europe/Munich, Germany	Hospital Grand Opening	USA	\$1,700.34				
	Russell T. Davis	11/21/2007	11/21/2007	Europe	Informal Meeting	USA	\$247.40				
	Russell T. Davis	11/21/2007	11/21/2007	Europe	Off-Site Meeting	USA	\$379.84				
	Russell T. Davis	12/14/2007	12/14/2007	Europe	Off-Site Meeting	USA	\$391.72				
	Russell T. Davis	12/18/2007	12/18/2007	Europe	Storm Unaffected Areas in Bn.	USA	\$603.17				
	Russell T. Davis	12/19/2007	12/19/2007	Europe	Storm Visit	USA	\$1,432.12				
	Russell T. Davis	1/21/2008	1/21/2008	Europe	Meeting in Berlin	USA	\$1,453.17				
	Russell T. Davis	1/27/2008	1/27/2008	Europe	Storm Unaffected Areas in Bn.	USA	\$2,195.48				
	Russell T. Davis	2/10/2008	2/10/2008	Europe	Storm Unaffected Areas in Bn.	USA	\$1,047.45				
	Russell T. Davis	2/12/2008	2/12/2008	Europe	Storm Unaffected Areas in Bn.	USA	\$12,779.69				
James Andrew	James Andrew	2/22/2008	2/22/2008	Europe	SPRINT AT NYCA CONFERENCE	USA	\$1,412.00				
	James Andrew	2/24/2008	2/24/2008	Europe	SPRINT AT NYCA CONFERENCE	USA	\$277.79				
	James Andrew	1/11/2008	1/11/2008	Europe	SPRINT AT NYCA CONFERENCE	USA	\$659.70				
	James Andrew	10/11/2007	10/11/2007	Europe	SPRINT AT NYCA CONFERENCE	USA	\$2,130.71				
	James Andrew	10/22/2007	10/22/2007	Europe	SPRINT AT NYCA CONFERENCE	USA	\$611.72				
	James Andrew	10/27/2007	10/27/2007	Europe	SPRINT AT NYCA CONFERENCE	USA	\$1,195.45				
	James Andrew	10/28/2007	10/28/2007	Europe	SPRINT AT NYCA CONFERENCE	USA	\$1,403.10				
	James Andrew	10/29/2007	10/29/2007	Europe	SPRINT AT NYCA CONFERENCE	USA	\$1,006.07				
	James Andrew	10/30/2007	10/30/2007	Europe	SPRINT AT NYCA CONFERENCE	USA	\$352.82				
	James Andrew	10/31/2007	10/31/2007	Europe	SPRINT AT NYCA CONFERENCE	USA	\$1,172.76				
James Andrew	James Andrew	8/14/2007	8/14/2007	Europe	SPRINT AT NYCA CONFERENCE	USA	\$322.75				
	James Andrew	8/15/2007	8/15/2007	Europe	SPRINT AT NYCA CONFERENCE	USA	\$322.85				
	James Andrew	8/16/2007	8/16/2007	Europe	SPRINT AT NYCA CONFERENCE	USA	\$322.85				
	James Andrew	8/17/2007	8/17/2007	Europe	SPRINT AT NYCA CONFERENCE	USA	\$322.85				
	James Andrew	8/18/2007	8/18/2007	Europe	SPRINT AT NYCA CONFERENCE	USA	\$322.85				
	James Andrew	8/19/2007	8/19/2007	Europe	SPRINT AT NYCA CONFERENCE	USA	\$322.85				
	James Andrew	8/20/2007	8/20/2007	Europe	SPRINT AT NYCA CONFERENCE	USA	\$322.85				
	James Andrew	8/21/2007	8/21/2007	Europe	SPRINT AT NYCA CONFERENCE	USA	\$322.85				
	James Andrew	8/22/2007	8/22/2007	Europe	SPRINT AT NYCA CONFERENCE	USA	\$322.85				
	James Andrew	8/23/2007	8/23/2007	Europe	SPRINT AT NYCA CONFERENCE	USA	\$322.85				
James Andrew	James Andrew	8/24/2007	8/24/2007	Europe	SPRINT AT NYCA CONFERENCE	USA	\$322.85				
	James Andrew	8/25/2007	8/25/2007	Europe	SPRINT AT NYCA CONFERENCE	USA	\$322.85				
	James Andrew	8/26/2007	8/26/2007	Europe	SPRINT AT NYCA CONFERENCE	USA	\$322.85				
	James Andrew	8/27/2007	8/27/2007	Europe	SPRINT AT NYCA CONFERENCE	USA	\$322.85				
	James Andrew	8/28/2007	8/28/2007	Europe	SPRINT AT NYCA CONFERENCE	USA	\$322.85				
	James Andrew	8/29/2007	8/29/2007	Europe	SPRINT AT NYCA CONFERENCE	USA	\$322.85				
	James Andrew	8/30/2007	8/30/2007	Europe	SPRINT AT NYCA CONFERENCE	USA	\$322.85				
	James Andrew	8/31/2007	8/31/2007	Europe	SPRINT AT NYCA CONFERENCE	USA	\$322.85				
	James Andrew	9/1/2007	9/1/2007	Europe	SPRINT AT NYCA CONFERENCE	USA	\$322.85				
	James Andrew	9/2/2007	9/2/2007	Europe	SPRINT AT NYCA CONFERENCE	USA	\$322.85				
Total, James Andrew							\$14,277.69				

AGENCY TRAVEL COSTS

Ms. DeLauro: Please provide a table with expenditures for travel, including totals by agency and Department-wide, for fiscal years 2002 through 2008 as of the date of receipt of this question.

Response: The information is submitted for the record.

[The information follows:]

Travel Expenditures by Agency - Total  
Fiscal Year 2002 through Fiscal Year 2008 (as of February 15, 2008)  
(Dollars in Thousands)

Agency	FY 2002	FY 2003	FY 2004	FY 2005	FY 2006	FY 2007	FY 2008 As of 2/15/08
AMS	\$11,952	\$13,133	\$11,546	\$11,248	\$10,663	\$11,057	\$3,909
APHIS	22,028	41,687	34,809	26,577	37,349	46,047	19,534
ARS	17,541	17,848	20,096	20,075	22,298	17,651	6,482
Civil Rights	a/	a/	109	110	193	101	28
CSREES	2,972	2,510	2,646	2,373	3,103	2,815	592
DA	538	646	411	380	433	332	98
ERS	787	761	771	600	814	784	324
PAS	5,185	4,051	5,924	4,552	6,326	5,037	1,401
FNS	5,096	5,476	5,578	5,389	5,520	4,952	1,403
FSA	33,839	30,086	27,564	20,470	19,791	19,712	4,071
FSIS	26,470	28,167	31,472	37,718	32,354	33,155	12,122
GIPSA	2,068	1,725	1,662	1,767	2,342	2,845	890
HSS	0	57	7	49	54	112	161
NAD	462	494	378	318	358	359	71
NASS	1,607	1,843	3,752	4,163	2,941	3,017	1,513
NRCS	19,918	22,917	26,498	29,629	26,609	22,022	6,444
OBPA	11	5	5	8	5	6	5
OC	20	27	33	67	82	57	13
OCE	N/A	177	197	197	257	200	62
OCIO	120	119	133	157	175	117	30
OCFO	43	7	60	39	96	93	62
OGC	232	252	262	128	192	158	39
OIG	4,529	4,298	4,422	4,526	4,767	4,700	1,319
RD	17,448	15,667	16,368	15,207	15,023	15,495	7,552
RMA	1,884	2,210	2,185	1,632	1,780	1,641	407
TOTAL	174,750	194,164	196,890	187,380	193,526	192,463	68,534

a/ Travel costs for Civil Rights for FY 2002 and FY 2003 are included in Departmental Administration.

## USDA TRAVEL TO CONFERENCES

Ms. DeLauro: Please provide a table listing all travel by USDA employees to conferences in fiscal years 2006 and 2007, including the dates of travel, the location of the conference, the number of staff attending and the total cost to the government of each trip and include a total for all costs.

Response: Information on USDA travel to conferences in 2006 and 2007 is provided below for the record. The lists include travel to conferences held by trade groups that help support and further USDA mission and goals, and to seminars that help develop and enhance employee skills and knowledge. Also included are annual agency meetings with employees on planning and procedures, and training workshops on new programs and policies (such as *MyPyramid* roll-out and Farm Bill implementation). Dates are not available for records prior to 2007.

[The information follows:]



FY 2007

Agency Name	Conference Name	Dates of Travel		Location of Travel			Total Costs	Staff Attending
		Start	End	City	State			
AGRICULTURAL MARKETING SERVICE	1890 AG RESEARCH DIRECTORS CONFERENCE	12/7/2006	12/8/2006	ST. CLOUD	MN		\$557.00	1
AGRICULTURAL MARKETING SERVICE	1890 AG RESEARCH DIRECTORS CONFERENCE	1/22/2007	1/26/2007	MONTEREY COUNTY	CA		1,599.00	1
AGRICULTURAL MARKETING SERVICE	2008 FOOD DISTRIBUTION RESEARCH SOCIETY	10/14/2006	10/18/2006	QUEBEC CITY	CAN		2,707.00	1
AGRICULTURAL MARKETING SERVICE	4-H TECHNOLOGY LEADERSHIP CONFERENCE	1/22/2007	1/26/2007	MONTEREY COUNTY	CA		1,650.00	1
AGRICULTURAL MARKETING SERVICE	ACCREDITED CERTIFYING AGENCY TRAINING	11/1/2006	11/2/2006	FREDERICKSBURG	VA		473.00	2
AGRICULTURAL MARKETING SERVICE	ACTIVE SERVER PAGES, VARIABLE STAR NETWORK, AND SHARING INFORMATION QUALITY	3/24/2007	3/25/2007	ORLANDO	FL		1,881.00	1
AGRICULTURAL MARKETING SERVICE	ADMINISTRATIVE BUDGET TRAINING	6/12/2007	6/15/2007	MEMPHIS	TN		19,836.00	30
AGRICULTURAL MARKETING SERVICE	ADVANCING RENEWABLE ENERGY CONFERENCE	10/19/2006	10/12/2006	ST. LOUIS	MO		5,836.00	3
AGRICULTURAL MARKETING SERVICE	AGRICULTURAL COMMODITIES CERTIFICATION ASSOCIATION CONFERENCE	4/16/2007	4/18/2007	OMAHA	NE		2,851.00	2
AGRICULTURAL MARKETING SERVICE	AGRICULTURAL COMMODITIES CERTIFICATION ASSOCIATION CONFERENCE	4/16/2007	4/20/2007	OMAHA	NE		946.00	5
AGRICULTURAL MARKETING SERVICE	AGRICULTURAL COMMODITY CERTIFICATION ASSOCIATION	4/16/2007	4/19/2007	OMAHA	NE		5,321.00	3
AGRICULTURAL MARKETING SERVICE	AGRICULTURAL OCEAN TRANSPORTATION CONFERENCE	6/7/2007	6/8/2007	SAN FRANCISCO	CA		1,591.00	2
AGRICULTURAL MARKETING SERVICE	AGRICULTURE & FOOD TRUCK TRANSPORTATION SUMMIT	4/25/2007	4/26/2007	WASHINGTON	DC		721.00	1
AGRICULTURAL MARKETING SERVICE	AGRICULTURE COMMODITIES CERTIFICATION ASSOCIATION	4/16/2007	4/19/2007	OMAHA	NE		1,413.00	1
AGRICULTURAL MARKETING SERVICE	AGRICULTURE OCEAN TRANSPORTATION COALITION	1/25/2006	1/26/2006	DALLAS	TX		560.00	1
AGRICULTURAL MARKETING SERVICE	AGRICULTURE OCEAN TRANSPORTATION COALITION	1/16/2007	1/18/2007	PORTLAND	OR		868.00	1
AGRICULTURAL MARKETING SERVICE	ALL THINGS ORGANIC (ATO) CONFERENCE	2/19/2007	2/21/2007	BOISE	ID		868.00	1
AGRICULTURAL MARKETING SERVICE	AMERICAN COMMODITY DISTRIBUTION ASSOCIATION ANNUAL CONFERENCE	5/4/2007	5/9/2007	CHICAGO	IL		4,510.00	3
AGRICULTURAL MARKETING SERVICE	AMERICAN COMMODITY DISTRIBUTION ASSOCIATION ANNUAL CONFERENCE	3/30/2007	4/1/2007	ORLANDO	FL		5,026.00	3
AGRICULTURAL MARKETING SERVICE	AMERICAN COMMODITY DISTRIBUTION ASSOCIATION CONFERENCE	3/29/2007	4/2/2007	ORLANDO	FL		7,599.00	4
AGRICULTURAL MARKETING SERVICE	AMERICAN COTTON PRODUCER CONFERENCE	4/18/2007	4/19/2007	DALLAS	TX		950.00	2
AGRICULTURAL MARKETING SERVICE	AMERICAN DAIRY PRODUCTS ASSOCIATION	5/24/2007	5/26/2007	IRVING	TX		674.00	1
AGRICULTURAL MARKETING SERVICE	AMERICAN FROZEN FOOD INSTITUTE CONFERENCE	4/29/2007	5/2/2007	CHICAGO	IL		2,127.00	5
AGRICULTURAL MARKETING SERVICE	AMERICAN INSTITUTE OF ARCHITECTS NATIONAL	2/24/2007	2/28/2007	MONTEREY	CA		3,856.00	1
AGRICULTURAL MARKETING SERVICE	AMERICAN MEAT INSTITUTE CONFERENCE	5/2/2007	5/6/2007	SAN ANTONIO	TX		2,535.00	1
AGRICULTURAL MARKETING SERVICE	AMERICAN MEAT INSTITUTE CONFERENCE	10/6/2006	10/10/2006	BROWARD	FL		3,426.00	2
AGRICULTURAL MARKETING SERVICE	AMERICAN MEAT INSTITUTE CONFERENCE	2/19/2007	2/21/2007	ORLANDO	FL		1,268.00	1
AGRICULTURAL MARKETING SERVICE	AMERICAN SEED ASSOCIATION CONFERENCE	12/5/2006	12/7/2006	CHICAGO	IL		1,502.00	2
AGRICULTURAL MARKETING SERVICE	AMERICAN SEED ASSOCIATION ANNUAL MEETING	6/24/2007	6/27/2007	BROOMFIELD	CO		3,878.00	3
AGRICULTURAL MARKETING SERVICE	AMERICAN SEED TRADE ASSOCIATION CORN, SORGHUM, SOYBEAN CONF.	1/9/2006	1/9/2006	CHICAGO	IL		1,017.00	1
AGRICULTURAL MARKETING SERVICE	AMERICAN SHEEP INDUSTRY CONFERENCE	1/24/2007	1/27/2007	SAN ANTONIO	TX		2,805.00	2
AGRICULTURAL MARKETING SERVICE	AMS-LIVESTOCK & SEED INDUSTRY CONFERENCE	5/16/2007	5/19/2007	KANSAS CITY	MO		10,658.00	16

FY 2007

Agency Name	Conference Name	Dates of Travel		Location of Travel		Total Costs		Staff Attending
		Start	End	City	State			
AGRICULTURAL MARKETING SERVICE	ANIMAL HANDLING CONFERENCE - AMI	3/26/2007	3/30/2007	OVERLAND PARK	KS	1,775.00		1
AGRICULTURAL MARKETING SERVICE	ANNUAL CARGO CONFERENCE	10/4/2006	10/6/2006	FT. LAUDERDALE	FL	394.00		1
AGRICULTURAL MARKETING SERVICE	ANNUAL FRUIT & BEVERAGE SUPPLIER CONVENTION	5/10/2007	5/12/2007	JOHNSON	KS	839.00		1
AGRICULTURAL MARKETING SERVICE	ANNUAL MIDWEST VALUE-ADDED AGRICULTURE	1/25/2007	1/26/2007	RED WING	MN	1,089.00		1
AGRICULTURAL MARKETING SERVICE	ANNUAL TRANSPORTATION RESEARCH FORUM	3/14/2007	3/17/2007	BOSTON	MA	1,259.00		1
AGRICULTURAL MARKETING SERVICE	APHIS SAFETY TRAINING & CONFERENCE	4/23/2007	4/27/2007	KANSAS CITY	MO	3,150.00		2
AGRICULTURAL MARKETING SERVICE	ASSOCIATION OF SEED ANALYSTS ANNUAL MEETING	6/5/2007	6/9/2007	BILLINGS	MT	7,577.00		4
AGRICULTURAL MARKETING SERVICE	ATLANTIC COTTON SHIPPERS CONFERENCE	4/12/2007	4/14/2007	GREENVILLE	SC	1,187.00		2
AGRICULTURAL MARKETING SERVICE	AUDIT CURRICULUM CRITIQUE	8/22/2007	8/23/2007	STAFFORD	VA	5,500.00		3
AGRICULTURAL MARKETING SERVICE	BASIC REGULATORY DRAFTING & PROCESS CLASS	9/12/2007	9/13/2007	WASHINGTON	DC	1,879.00		1
AGRICULTURAL MARKETING SERVICE	BASICS OF SUPERVISORY SUCCESS	5/6/2007	5/11/2007	WASHINGTON	DC	14,464.00		4
AGRICULTURAL MARKETING SERVICE	BETTER PROCESS CONTROL SCHOOL	7/8/2007	7/12/2007	BATON ROUGE	LA	1,385.00		2
AGRICULTURAL MARKETING SERVICE	BIOFACH CONFERENCE	11/29/2006	12/5/2006	SHANGHAI	CH	4,074.00		2
AGRICULTURAL MARKETING SERVICE	BLOCK AND BRIDLE ANNUAL CONVENTION	2/13/2007	2/18/2007	NUREMBERG	GM	3,203.00		2
AGRICULTURAL MARKETING SERVICE	BLOCK AND BRIDLE ANNUAL CONVENTION	1/27/2007	1/28/2007	KESIMMEE	FL	779.00		1
AGRICULTURAL MARKETING SERVICE	CALIFORNIA LEAGUE OF FOOD PROCESSORS	1/28/2007	1/31/2007	SACRAMENTO	CA	4,885.00		8
AGRICULTURAL MARKETING SERVICE	CALIFORNIA POULTRY FEDERATION CONFERENCE	9/20/2007	9/21/2007	MONTEREY	CA	938.00		2
AGRICULTURAL MARKETING SERVICE	CERTIFIED ANGUS BEEF CONFERENCE	9/12/2007	9/16/2007	SAVANNAH	GA	2,464.00		2
AGRICULTURAL MARKETING SERVICE	COMBAT RATION NETWORK WORKSHOP	6/5/2007	6/7/2007	LANSING	MI	873.00		1
AGRICULTURAL MARKETING SERVICE	COMMODITY CLASSIC CONFERENCE AND TRADE SHOW	2/27/2007	3/4/2007	TAMPA	FL	1,934.00		1
AGRICULTURAL MARKETING SERVICE	COMMODITY PROCUREMENT INDUSTRY CONFERENCE	3/7/2007	3/9/2007	WASHINGTON	DC	12,384.00		20
AGRICULTURAL MARKETING SERVICE	COMMODITY PROCUREMENT VENDOR CONFERENCE	4/22/2007	4/24/2007	CHICAGO	IL	12,062.00		16
AGRICULTURAL MARKETING SERVICE	CONFERENCE ON FOOD LAW & REGULATION	10/23/2006	10/26/2006	CHICAGO	IL	1,531.00		1
AGRICULTURAL MARKETING SERVICE	COUNTRY OF ORIGIN LABELING TRAINING	6/11/2007	6/18/2007	KANSAS CITY	MO	15,335.00		9
AGRICULTURAL MARKETING SERVICE	DAIRY FORUM 2007	1/14/2006	1/17/2006	ORLANDO	FL	7,713.00		3
AGRICULTURAL MARKETING SERVICE	DAIRY MILK MARKET ALTERNATIVE DISPUTE RESOLUTION	1/16/2006	1/18/2006	BOSTON	MA	801.00		1
AGRICULTURAL MARKETING SERVICE	DAIRY MILK MARKET ALTERNATIVE DISPUTE RESOLUTION	1/15/2006	1/17/2006	BOSTON	MA	882.00		1
AGRICULTURAL MARKETING SERVICE	DAIRY PRACTICES COUNCIL	1/17/2006	1/19/2006	LOUISVILLE	KY	1,243.00		2
AGRICULTURAL MARKETING SERVICE	DISABILITY AWARENESS CONFERENCE	4/23/2007	4/27/2007	FRESNO	CA	4,919.00		2
AGRICULTURAL MARKETING SERVICE	DISABILITY AWARENESS CONFERENCE	4/24/2007	4/25/2007	FRESNO	CA	1,085.00		1
AGRICULTURAL MARKETING SERVICE	ESSENTIALS OF COMMUNICATING WITH DIPLOMACY & PROFESSIONALISM	8/4/2007	8/5/2007	WASHINGTON	DC	299.00		1
AGRICULTURAL MARKETING SERVICE	FARM BUREAU CONFERENCE	1/5/2007	1/9/2007	SALT LAKE CITY	UT	1,679.00		1

FY 2007

Agency Name	Conference Name	Date of Travel		Location of Travel		Total Costs		Staff Attending
		Start	End	City	State			
AGRICULTURAL MARKETING SERVICE	FEDERAL EXECUTIVE INSTITUTE TRAINING	7/8/2007	7/20/2007	CHARLOTTESVILLE	VA	1,185.00		1
AGRICULTURAL MARKETING SERVICE	FEDERALLY EMPLOYED WOMEN	7/16/2007	7/20/2007	WASHINGTON	DC	1,877.00		1
AGRICULTURAL MARKETING SERVICE	FLORIDA SCHOOL FOOD SERVICE	4/28/2007	5/7/2007	ORLANDO	FL	2,727.00		2
AGRICULTURAL MARKETING SERVICE	FLORIDA TOMATO CONFERENCE	9/8/2007	9/7/2007	NAPLES	FL	980.00		1
AGRICULTURAL MARKETING SERVICE	FOOD DISTRIBUTION RESEARCH SOCIETY	10/15/2006	10/18/2006	QUEBEC CITY	CAN	4,276.00		3
AGRICULTURAL MARKETING SERVICE	FOOD MARKETING INSTITUTE CONVENTION	5/6/2007	5/9/2007	CHICAGO	IL	1,549.00		1
AGRICULTURAL MARKETING SERVICE	FRESH PRODUCE ASSOC OF AMERICA	11/30/2006	12/3/2006	RIO RICO	AZ	816.00		2
AGRICULTURAL MARKETING SERVICE	FRESH SUMMIT INTERNATIONAL CONVENTION AND EXPOSITION	10/20/2006	10/24/2006	SAN DIEGO	CA	4,710.00		2
AGRICULTURAL MARKETING SERVICE	FRESH TECH CONFERENCE	4/28/2007	4/29/2007	PALM SPRINGS	CA	548.00		1
AGRICULTURAL MARKETING SERVICE	FRUIT AND VEGETABLE COMMODITY PROCUREMENT BRANCH'S ANNUAL INDUSTRY CONFERENCE	4/23/2007	4/23/2007	CHICAGO	IL	18,744.00		23
AGRICULTURAL MARKETING SERVICE	FUEL ETHANOL WORKSHOP	6/26/2007	6/26/2007	ST. LOUIS	MO	715.00		1
AGRICULTURAL MARKETING SERVICE	GOOD AGRICULTURAL PRACTICES TRAINING	6/26/2007	6/30/2007	STAFFORD	VA	6,552.00		3
AGRICULTURAL MARKETING SERVICE	HAZARDOUS ANALYSIS CRITICAL CONTROL POINT	7/16/2007	7/20/2007	ANNE ARUNDEL	MD	2,460.00		2
AGRICULTURAL MARKETING SERVICE	HUMAN RESOURCES AND EQUAL EMPLOYMENT OPPORTUNITY IN THE FEDERAL WORKPLACE CONFERENCE	4/16/2007	4/18/2007	MANHATTAN	NY	1,510.00		1
AGRICULTURAL MARKETING SERVICE	IDaho CATTLEMAN'S CONFERENCE	11/12/2006	11/16/2006	SUN VALLEY	ID	705.00		1
AGRICULTURAL MARKETING SERVICE	IMPLEMENTING AND MAINTAINING WINDOWS VISTA	6/25/2007	6/29/2007	ARLINGTON	VA	4,822.00		2
AGRICULTURAL MARKETING SERVICE	INSTITUTE OF FOOD TECHNOLOGISTS SUPPLIERS NITE	2/22/2007	2/22/2007	TAMPA	FL	95.00		2
AGRICULTURAL MARKETING SERVICE	INTERNATIONAL CONFERENCE OF DRIED GRAPE PRODUCING COUNTRIES	10/29/2006	11/1/2006	MONTREY	CA	1,464.00		2
AGRICULTURAL MARKETING SERVICE	INTERNATIONAL DAIRY FEDERATION LEGISLATIVE WEEK	2/4/2007	2/10/2007	BRUSSELS	BE	4,530.00		2
AGRICULTURAL MARKETING SERVICE	JAPANESE DRIED FRUIT IMPORTERS ASSOCIATION	3/24/2007	3/26/2007	LOS ANGELES	CA	466.00		1
AGRICULTURAL MARKETING SERVICE	KANSAS CATTLEMAN'S ASSOCIATION CONFERENCE	1/26/2007	1/27/2007	RUTCHINSON	KS	132.00		1
AGRICULTURAL MARKETING SERVICE	LABOR-EMPLOYEE RELATIONS CONFERENCE	5/7/2007	5/11/2007	LOS ANGELES	CA	4,536.00		2
AGRICULTURAL MARKETING SERVICE	LABORATORY REVIEW	7/8/2007	7/11/2007	ORANGE	FL	1,280.00		1
AGRICULTURAL MARKETING SERVICE	LISTENING AND MEMORY DEVELOPMENT	7/23/2007	7/27/2007	WASHINGTON	DC	1,555.00		1
AGRICULTURAL MARKETING SERVICE	MARKET MANAGERS CONFERENCE	3/24/2007	3/29/2007	SAN FRANCISCO	CA	1,974.00		2
AGRICULTURAL MARKETING SERVICE	MICROSOFT ACCESS 2003-2007 TRAINING	9/6/2007	9/7/2007	SACRAMENTO	CA	399.00		1
AGRICULTURAL MARKETING SERVICE	MICROSOFT UNITED STATES PUBLIC CHIEF INFORMATION OFFICERS SUMMIT	2/26/2007	3/2/2007	SEATTLE	WA	1,473.00		1
AGRICULTURAL MARKETING SERVICE	MID-ATLANTIC FRUIT AND VEGETABLE CONFERENCE	1/31/2007	1/31/2007	HERSHEY	PA	103.00		1
AGRICULTURAL MARKETING SERVICE	MIDWEST POULTRY CONVENTION	3/13/2007	3/15/2007	RAMSEY	MN	593.00		1
AGRICULTURAL MARKETING SERVICE	MIDWEST SHIPPERS SPECIALTY GRAIN CONFERENCE	9/16/2007	9/18/2007	FARGO	ND	1,287.00		1
AGRICULTURAL MARKETING SERVICE	MINORITIES IN AGRICULTURE NATURAL RESOURCES AND RELATED SCIENCES (MANRRS)	11/17/2006	11/19/2006	DOVER	DE	934.00		1
AGRICULTURAL MARKETING SERVICE	MINORITIES IN AGRICULTURE NATURAL RESOURCES AND RELATED SCIENCES CONFERENCE	3/27/2007	3/31/2007	BIRMINGHAM	AL	1,491.00		1

FY 2007

Agency Name	Conference Name	Dates of Travel		Location of Travel		Total Costs		Staff Attending
		Start	End	City	State			
AGRICULTURAL MARKETING SERVICE	MINORITIES IN AGRICULTURE, NATURAL RESOURCES, AND RELATED SCIENCES CONFERENCE	3/27/2007	3/31/2007	BIRMINGHAM	AL	696.00		1
AGRICULTURAL MARKETING SERVICE	MINORITIES IN AGRICULTURE, NATURAL RESOURCES, AND RELATED SCIENCES CONFERENCE	3/27/2007	3/31/2007	BIRMINGHAM	AL	765.00		1
AGRICULTURAL MARKETING SERVICE	NATIONAL ASSOCIATION OF MEAT PURVEYORS CONFERENCE	5/9/2007	5/9/2007	CHICAGO	IL	400.00		1
AGRICULTURAL MARKETING SERVICE	NATIONAL ASSOCIATION OF PRODUCE MARKET MANAGERS	3/23/2007	3/26/2007	SAN FRANCISCO	CA	4,974.00		3
AGRICULTURAL MARKETING SERVICE	NATIONAL BEEF INSTRUMENT ASSESSMENT PLAN	8/23/2007	8/24/2007	OVERLAND PARK	KS	1,991.00		1
AGRICULTURAL MARKETING SERVICE	NATIONAL CHICKEN COUNCIL MARKETING SEMINAR	7/14/2007	7/15/2007	CHICAGO	IL	1,853.00		1
AGRICULTURAL MARKETING SERVICE	NATIONAL CONFERENCE ON INTERSTATE MILK SHIPMENTS	5/5/2007	5/10/2007	SALT LAKE CITY	UT	1,912.00		1
AGRICULTURAL MARKETING SERVICE	NATIONAL COTTON COUNCIL BELT-WIDE CONFERENCE	10/9/2006	11/1/2006	NEW ORLEANS	LA	4,751.00		4
AGRICULTURAL MARKETING SERVICE	NATIONAL FACILITIES MANAGEMENT & TECHNOLOGY	3/20/2007	3/22/2007	BALTIMORE	MD	163.00		2
AGRICULTURAL MARKETING SERVICE	NATIONAL FARM-TO-CAFETERIA CONFERENCE	10/16/2006	10/22/2006	SPARKS	NV	3,711.00		3
AGRICULTURAL MARKETING SERVICE	NATIONAL IMMIGRANT FARMING INITIATIVE	3/16/2007	3/16/2007	BALTIMORE	MD	221.00		2
AGRICULTURAL MARKETING SERVICE	NATIONAL SAFETY & HEALTH CONFERENCE	2/11/2007	2/15/2007	LAS CRUCES	NM	1,080.00		1
AGRICULTURAL MARKETING SERVICE	NATIONAL VETERANS SMALL BUSINESS CONFERENCE	4/22/2007	4/26/2007	KANSAS CITY	MO	4,713.00		3
AGRICULTURAL MARKETING SERVICE	NETWORK INTELLIGENCE CERT. ENGINEER BOOT CAMP	6/25/2007	6/26/2007	LAS VEGAS	NV	2,366.00		2
AGRICULTURAL MARKETING SERVICE	NEW ENGLAND FARMERS DIRECT MARKETING	11/6/2006	11/9/2006	BOSTON	MA	1,241.00		1
AGRICULTURAL MARKETING SERVICE	NEW LEADER PROGRAM	2/27/2007	3/2/2007	WORCESTER	MA	881.00		1
AGRICULTURAL MARKETING SERVICE	NEW YORK DEPARTMENT OF AGRICULTURAL CONFERENCE	8/22/2007	8/26/2007	WASHINGTON DC	DC	2,488.00		2
AGRICULTURAL MARKETING SERVICE	NFTS TECHNICAL CONF. - SEAFOOD IN PERSPECTIVE	2/27/2007	3/1/2007	KINGSTON	NY	615.00		1
AGRICULTURAL MARKETING SERVICE	NORTHWEST FOOD PROCESSORS ASSOCIATION CONFERENCE	1/26/2007	1/31/2007	ORLANDO	FL	1,013.00		1
AGRICULTURAL MARKETING SERVICE	INTERNATIONAL POLTRY EXPO & INTERNATIONAL FEED EXPO	1/14/2007	1/17/2007	PORTLAND	OR	861.00		2
AGRICULTURAL MARKETING SERVICE	OFFICE ECONOMIC COOPERATION DEVELOPMENT ANNUAL MEETING	1/22/2007	1/26/2007	ATLANTA	GA	1,574.00		2
AGRICULTURAL MARKETING SERVICE	ON THE DAIRY HORIZON	7/7/2007	7/10/2007	PARIS	FR	4,259.00		2
AGRICULTURAL MARKETING SERVICE	OPERATIONAL RATONS	4/24/2007	4/26/2007	N. CHARLESTON	SC	2,371.00		2
AGRICULTURAL MARKETING SERVICE	PACK EXPO/PROCESS EXPO/OPP EXPO	1/8/2007	1/12/2007	FREDERICKSBURG	VA	45,694.00		32
AGRICULTURAL MARKETING SERVICE	PLANT BREEDING CONFERENCE	10/29/2006	11/2/2006	CHICAGO	IL	1,353.00		1
AGRICULTURAL MARKETING SERVICE	POLTRY'S MANAGEMENT CONFERENCE	2/6/2007	2/9/2007	RALEIGH	NC	910.00		1
AGRICULTURAL MARKETING SERVICE	PRE-RETIREMENT TRAINING	5/16/2007	5/17/2007	LUBAY	VA	248.00		1
AGRICULTURAL MARKETING SERVICE	PRE-RETIREMENT TRAINING	6/10/2007	6/12/2007	DALLAS	TX	559.00		1
AGRICULTURAL MARKETING SERVICE	PRE-RETIREMENT TRAINING	7/15/2007	7/18/2007	DENVER	CO	943.00		1
AGRICULTURAL MARKETING SERVICE	PRE-RETIREMENT TRAINING	7/23/2007	7/25/2007	TARRANT	TX	510.00		1
AGRICULTURAL MARKETING SERVICE	PRIME VENDOR AUDITORS MEETING	8/13/2007	8/16/2007	LACKAWANNA	PA	1,439.00		1
AGRICULTURAL MARKETING SERVICE		6/11/2007	6/15/2007	PHILADELPHIA	PA	11,896.00		24

FY 2007

Agency Name	Conference Name	Dates of Travel		Location of Travel		Total Costs		Staff Attending
		Start	End	City	State			
AGRICULTURAL MARKETING SERVICE	PROBLEM SOLVING FOR MANAGERS	9/4/2007	12/18/2007	ADELPHI	MD	705.00		1
AGRICULTURAL MARKETING SERVICE	PROCESS PRODUCTS BRANCH SUPERVISORS CONFERENCE	9/15/2007	5/16/2007	FRESNO	CA	1,289.00		6
AGRICULTURAL MARKETING SERVICE	PRODUCE MARKETING ASSOCIATION	10/20/2006	10/24/2006	SAN DIEGO	CA	7,766.00		5
AGRICULTURAL MARKETING SERVICE	PROFESSIONAL SKILLS AND TOOLS	8/13/2007	8/25/2007	PHOENIX	AZ	1,450.00		1
AGRICULTURAL MARKETING SERVICE	PROFESSIONAL SKILLS AND TOOLS	8/22/2007	8/24/2007	OKLAHOMA CITY	OK	1,864.00		2
AGRICULTURAL MARKETING SERVICE	PROJECT MGT TRAINING CONFERENCE	10/22/2006	10/26/2006	SEATTLE	WA	1,626.00		1
AGRICULTURAL MARKETING SERVICE	PROTECTING AVIAN INFLUENZA RESPONDERS CONFERENCE	9/16/2007	9/19/2007	BETHESDA	MD	150.00		1
AGRICULTURAL MARKETING SERVICE	QUALITY SUMMIT & CORONET	2/25/2007	3/1/2007	DAYTONA BEACH	FL	3,813.00		4
AGRICULTURAL MARKETING SERVICE	REFRESHER TRAINING	9/11/2007	9/12/2007	STAFFORD	VA	70,464.00		23
AGRICULTURAL MARKETING SERVICE	REGULATORY DRAFTING & PROCESS COURSE	7/26/2007	7/27/2007	WASHINGTON	DC	495.00		1
AGRICULTURAL MARKETING SERVICE	RESEARCH AND DEVELOPMENT ASSOCIATION CONFERENCE	10/16/2006	10/20/2006	SALT LAKE CITY	UT	1,133.00		1
AGRICULTURAL MARKETING SERVICE	RESEARCH AND PROMOTION MARKETING GUIDELINES TRAINING	9/19/2007	9/22/2007	WASHINGTON	DC	15,480.00		11
AGRICULTURAL MARKETING SERVICE	SAFETY AND HEALTH CONFERENCE	4/23/2007	4/26/2007	KANSAS CITY	MO	1,372.00		3
AGRICULTURAL MARKETING SERVICE	SAFETY CONFERENCE ANIMAL PLANT HEALTH AND INSPECTION SERVICES	4/23/2007	4/24/2007	KANSAS CITY	MO	685.00		1
AGRICULTURAL MARKETING SERVICE	SCIENCE AND TECHNOLOGY MANAGEMENT RETREAT	6/22/2007	6/19/2007	SHEPHERDSTOWN	WV	11,370.00		13
AGRICULTURAL MARKETING SERVICE	SECTION 508 CONFERENCE	11/28/2006	12/1/2006	GETTYSBURG	PA	521.00		1
AGRICULTURAL MARKETING SERVICE	SEMINAR ON FRAUD CONFERENCE	4/26/2007	4/27/2007	WILLIAMSBURG	VA	370.00		1
AGRICULTURAL MARKETING SERVICE	SHAREPOINT INFORMATION WORKER CONFERENCE 2007	10/1/2007	3/7/2007	ORLANDO	FL	828.00		1
AGRICULTURAL MARKETING SERVICE	SOCIETY FOR NUTRITION EDUCATION CONFERENCE/INSTITUTE FOOD TECH EXPO	7/26/2007	9/1/2007	CHICAGO	IL	1,799.00		1
AGRICULTURAL MARKETING SERVICE	SOUTHEAST REGIONAL FRUIT AND VEGETABLE CONFERENCE	1/4/2007	10/22/2007	SAVANNAH	GA	2,544.00		1
AGRICULTURAL MARKETING SERVICE	SOUTHERN SUSTAINABLE AGRICULTURE WORKING GR	1/25/2007	1/26/2007	LOUISVILLE	KY	797.00		1
AGRICULTURAL MARKETING SERVICE	SOUTHWEST MARKET NETWORK CONFERENCE	3/25/2007	3/29/2007	FLAGSTAFF	AZ	2,978.00		2
AGRICULTURAL MARKETING SERVICE	STELLANT CONTENT TRAINING CONFERENCE	1/9/2006	10/13/2006	MINNEAPOLIS	MN	1,516.00		1
AGRICULTURAL MARKETING SERVICE	SUNBELT EXPO CONFERENCE	10/16/2006	10/20/2006	CAIRO	GA	1,991.00		2
AGRICULTURAL MARKETING SERVICE	TEXAS COTTON ASSOCIATION ANNUAL CONVENTION	4/3/2007	4/5/2007	AUSTIN	TX	701.00		1
AGRICULTURAL MARKETING SERVICE	TEXAS COTTON SHIPPERS CONFERENCE	4/9/2007	4/10/2007	AUSTIN	TX	1,436.00		1
AGRICULTURAL MARKETING SERVICE	TRANSPORTATION SERVICES BRANCH MEETINGS AT HEADQUARTERS	6/27/2007	6/28/2007	WASHINGTON	DC	689.00		1
AGRICULTURAL MARKETING SERVICE	TRANSPORTATION SERVICES BRANCH RETREAT	9/20/2007	9/21/2007	BALTIMORE	MD	13,134.00		13
AGRICULTURAL MARKETING SERVICE	U S RICE PRODUCERS CONFERENCE GELU61	10/1/2006	11/1/2006	DALLAS	TX	1,210.00		1
AGRICULTURAL MARKETING SERVICE	UNITED FRESH PRODUCE ASSOCIATION	5/9/2007	5/9/2007	CHICAGO	IL	12,356.00		9
AGRICULTURAL MARKETING SERVICE	UNITED FRESH TECH	4/22/2007	4/26/2007	RIVERSIDE	CA	3,200.00		1
AGRICULTURAL MARKETING SERVICE	UNRER BARRY'S EXECUTIVE CONFERENCES & MARKETING SEMINAR & USDA DISABILITY CONFERENCE	4/22/2007	4/25/2007	LAS VEGAS	NV	2,298.00		1

FY 2007

Agency Name	Conference Name	Dates of Travel		Location of Travel		Total Costs	Staff Attending
		Start	End	City	State		
AGRICULTURAL MARKETING SERVICE	US MEAT EXPORT FEDERATION (USMEF) CONFERENCE	11/1/2006	11/2/2006	CANCUN	MX	1,083.00	1
AGRICULTURAL MARKETING SERVICE	USDA ADMINISTRATIVE CONFERENCE	11/12/2006	11/17/2006	MINNEAPOLIS	MN	1,448.00	1
AGRICULTURAL MARKETING SERVICE	USDA ADMINISTRATIVE CONFERENCE	11/12/2006	11/17/2006	MINNEAPOLIS	MN	5,766.00	4
AGRICULTURAL MARKETING SERVICE	USDA DISABILITY CONFERENCE	4/26/2007	4/26/2007	FRESNO	CA	2,407.00	2
AGRICULTURAL MARKETING SERVICE	VIRGINIA FOOD SECURITY SUMMIT	5/10/2007	5/12/2007	CHARLOTTESVILLE	VA	1,291.00	3
AGRICULTURAL MARKETING SERVICE	WEST TENNESSEE BUSINESS CONFERENCE	2/19/2007	2/20/2007	JACKSON	TN	266.00	1
AGRICULTURAL MARKETING SERVICE	WEST TEXAS A&M UNIVERSITY CAREER FAIR	10/23/2006	10/27/2006	AMARILLO	TX	2,603.00	3
AGRICULTURAL MARKETING SERVICE	WESTERN REGIONS SUPERVISORS CONFERENCE	5/14/2007	5/16/2007	FRESNO	CA	9,053.00	6
AGRICULTURAL MARKETING SERVICE	WESTERN STATES CONFERENCE	10/31/2006	11/3/2006	RENO	NV	1,688.00	3
AGRICULTURAL RESEARCH SERVICE	1-METHYLCYCLOPROPENE SYMPOSIUM	3/11/2007	2/12/2007	PORTLAND	OR	501.00	2
AGRICULTURAL RESEARCH SERVICE	ACCOUNTING TRAINING	3/12/2007	3/16/2007	ALAMEDA	CA	2,452.00	3
AGRICULTURAL RESEARCH SERVICE	ADMINISTRATION AND FINANCIAL MANAGEMENT TRAVEL TRAINING COURSE	8/6/2007	8/10/2007	PRINCE GEORGES	MD	6,944.08	6
AGRICULTURAL RESEARCH SERVICE	ADOBE MAX 2007 CONFERENCE	6/19/2007	6/22/2007	WASHINGTON	DC	1,589.00	1
AGRICULTURAL RESEARCH SERVICE	ADOBE MAX 2007 CONFERENCE	10/23/2006	10/27/2006	LAS VEGAS	NV	5,448.00	4
AGRICULTURAL RESEARCH SERVICE	ADVANCED MICROSOFT EXCEL WORKSHOP	9/9/2007	9/9/2007	PHILADELPHIA	PA	374.24	1
AGRICULTURAL RESEARCH SERVICE	ADVANCES IN APPLIED & COMPARATIVE GENETICS SYMPOSIUM	4/25/2007	4/29/2007	COLLEGE STATION	TX	3,058.00	4
AGRICULTURAL RESEARCH SERVICE	ADVISORY COUNCIL MEETING	6/5/2007	6/6/2007	FORT COLLINS	CO	1,626.13	3
AGRICULTURAL RESEARCH SERVICE	AGCAREERS.COM USA&H HUMAN RESOURCES ROUNDTABLE TRAINING	8/9/2007	8/9/2007	DES MOINES	IA	202.50	1
AGRICULTURAL RESEARCH SERVICE	AGRICULTURAL RESEARCH SERVICE RESOURCE MANAGEMENT SYSTEM TRAINING	10/18/2006	10/20/2006	ATHENS	GA	1,012.00	2
AGRICULTURAL RESEARCH SERVICE	AGRICULTURE NETWORK INFORMATION CENTER CONFERENCE	5/9/2007	5/11/2007	STARKVILLE	MS	2,457.00	3
AGRICULTURAL RESEARCH SERVICE	AGRICULTURE RESEARCH SERVICE/PURDUE WORKSHOP	10/11/2006	10/13/2006	OCEAN CITY	NJ	2,516.00	5
AGRICULTURAL RESEARCH SERVICE	AIR CONDITIONING/REFRIGERATION TRAINING	6/24/2007	6/26/2007	RICHMOND	VA	453.50	1
AGRICULTURAL RESEARCH SERVICE	ALMOND INDUSTRY OF CALIFORNIA CONFERENCE	12/6/2006	12/7/2006	MODESTO	CA	2,865.00	4
AGRICULTURAL RESEARCH SERVICE	ALTERNATIVE DISPUTE RESOLUTION CONFERENCE	9/17/2007	9/21/2007	PRINCE GEORGES	MD	1,897.80	1
AGRICULTURAL RESEARCH SERVICE	AMERICAN AGRICULTURAL ECONOMICS ASSOCIATION MEETING	6/25/2007	6/27/2007	QUINCY	IL	1,505.80	6
AGRICULTURAL RESEARCH SERVICE	AMERICAN ASSOCIATION FOR THE ADVANCEMENT OF SCIENCE-PACIFIC DIVISION	6/16/2007	6/22/2007	POCATELLO	ID	1,516.77	1
AGRICULTURAL RESEARCH SERVICE	AMERICAN COLLEGE OF VETERINARY INTERNAL MEDICINE	6/7/2007	6/10/2007	SEATTLE	WA	917.97	1
AGRICULTURAL RESEARCH SERVICE	AMERICAN COUNCIL FOR FOOD SAFETY & QUALITY DEHYDRATED FOOD STANDARDS OF PRACTICES	5/3/2007	5/4/2007	MONTREY COUNTY	CA	546.00	2
AGRICULTURAL RESEARCH SERVICE	AMERICAN FORAGE & GRASSLAND COUNCIL CONFERENCE	6/23/2007	6/26/2007	STATE COLLEGE	PA	13,165.51	6
AGRICULTURAL RESEARCH SERVICE	AMERICAN HOP CONVENTION	1/23/2007	1/26/2007	YAKIMA	WA	428.00	2
AGRICULTURAL RESEARCH SERVICE	AMERICAN LEATHER CHEMISTS ASSOCIATION MEETING	6/20/2007	6/24/2007	WASHINGTON	DC	6,746.60	7
AGRICULTURAL RESEARCH SERVICE	AMERICAN LIBRARY ASSOCIATION CONFERENCE	6/23/2007	6/25/2007	WASHINGTON	DC	30.00	1

FY 2007

Agency Name	Conference Name	Dates of Travel		Location of Travel		Total Costs		Staff Attending
		Start	End	City	State			
AGRICULTURAL RESEARCH SERVICE	AMERICAN MEAT SCIENCE ASSOCIATION 80TH RECIPROCAL MEAT CONFERENCE	6/10/2007	6/20/2007	BROOKINGS	SD	2,748.46		5
AGRICULTURAL RESEARCH SERVICE	AMERICAN PEANUT COUNCIL SPRING CONFERENCE	3/29/2007	3/21/2007	ATLANTA	GA	891.00		2
AGRICULTURAL RESEARCH SERVICE	AMERICAN SOCIETY FOR MASS SPECTROMETRY CONFERENCE ON MASS SPECTROMETRY	6/3/2007	6/7/2007	INDIANAPOLIS	IN	1,151.21		7
AGRICULTURAL RESEARCH SERVICE	AMERICAN SOCIETY FOR MICROBIOLOGY CONFERENCE	5/21/2007	5/25/2007	TORONTO	CA	6,187.00		43
AGRICULTURAL RESEARCH SERVICE	AMERICAN SOCIETY OF AGRICULTURAL AND BIOLOGICAL ENGINEERS SYMPOSIUM	10/11/2006	10/18/2006	MINNEAPOLIS	MN	28,874.00		30
AGRICULTURAL RESEARCH SERVICE	AMERICAN SOCIETY OF AGRICULTURAL AND BIOLOGICAL ENGINEERS INTERNATIONAL MEETING	9/17/2007	6/20/2007	MINNEAPOLIS	MN	108,256.12		76
AGRICULTURAL RESEARCH SERVICE	AMERICAN SOCIETY OF HEATING, REFRIGERATING, AND AIR-CONDITIONING ENGINEERS CONFERENCE	6/23/2007	6/28/2007	LOS ANGELES	CA	1,459.95		1
AGRICULTURAL RESEARCH SERVICE	AMERICAN SOCIETY OF SAFETY ENGINEERS CONFERENCE	6/24/2007	6/27/2007	ORLANDO	FL	7,396.31		4
AGRICULTURAL RESEARCH SERVICE	AMERICAN SOCIETY OF SUGAR CANE TECHNOLOGISTS' CONVENTION	6/10/2007	6/16/2007	NEW ORLEANS	LA	2,610.96		3
AGRICULTURAL RESEARCH SERVICE	AMERICAN WIND ENERGY ASSOCIATION WINDPOWER	6/3/2007	6/6/2007	LOS ANGELES	CA	4,444.02		3
AGRICULTURAL RESEARCH SERVICE	AMERICAN WIND ENERGY ASSOCIATION WINDPOWER	3/9/2007	3/11/2007	BECKLEY	WV	1,821.00		2
AGRICULTURAL RESEARCH SERVICE	APPALACHIAN OPPORTUNITY SYMPOSIUM	6/6/2007	6/8/2007	ALAMEDA	CA	484.36		1
AGRICULTURAL RESEARCH SERVICE	APPROACHES TO MANAGEMENT COURSE	7/6/2007	7/15/2007	SPRINGFIELD	IL	1,015.10		1
AGRICULTURAL RESEARCH SERVICE	AQUACULTURE AMERICA 2007 CONFERENCE	2/26/2007	3/6/2007	SAN ANTONIO	TX	42,871.00		31
AGRICULTURAL RESEARCH SERVICE	AQUACULTURE TRADE EXPOSITION	1/26/2007	1/26/2007	OCEAN CITY	MD	1,692.00		5
AGRICULTURAL RESEARCH SERVICE	ARBOVIRUS SURVEILLANCE & MOSQUITO CONTROL WORKSHOP	3/27/2007	3/28/2007	ST. AUGUSTINE	FL	1,078.00		4
AGRICULTURAL RESEARCH SERVICE	ARTHOPOD GENOMICS SYMPOSIUM	4/19/2007	4/20/2007	MANHATTAN	KS	272.00		2
AGRICULTURAL RESEARCH SERVICE	ASSOCIATION OF BIOLOGICAL RESOURCE FACILITIES CONFERENCE	3/30/2007	4/5/2007	TAMPA	FL	4,416.00		4
AGRICULTURAL RESEARCH SERVICE	ASSOCIATION OF COLLEGE AND RESEARCH LIBRARIES CONFERENCE	12/6/2006	12/6/2006	DURHAM	NC	1,420.00		3
AGRICULTURAL RESEARCH SERVICE	ASTERN ANALYTICAL SYMPOSIUM	11/12/2006	11/12/2006	NEWARK	NJ	155.00		2
AGRICULTURAL RESEARCH SERVICE	AVIAN INFLUENZA VACCINES	6/6/2007	6/23/2007	TORONTO	CA	3,858.89		1
AGRICULTURAL RESEARCH SERVICE	BASIC AND ADVANCED VIBRATION ANALYSIS	2/12/2007	2/17/2007	MARICOPA	AZ	3,630.00		3
AGRICULTURAL RESEARCH SERVICE	BEEF IMPROVEMENT FEDERATION	6/5/2007	6/6/2007	FORT COLLINS	CO	386.00		1
AGRICULTURAL RESEARCH SERVICE	BIO SECURITY AND BIO SAFETY TRAINING	1/21/2007	1/24/2007	ALAMEDA	CA	1,272.00		2
AGRICULTURAL RESEARCH SERVICE	BIOCONTAMINANT DESIGN COLLOQUIUM TRAINING	6/10/2007	6/14/2007	FREEMONT	ME	1,542.82		1
AGRICULTURAL RESEARCH SERVICE	BIOCONTROL AND INSECT PATHOLOGY TRAINING	6/3/2007	6/6/2007	CHAMPAIGN	IL	1,380.79		1
AGRICULTURAL RESEARCH SERVICE	BIODESIGN INSTITUTE TRAINING	6/3/2007	6/6/2007	PHOENIX	AZ	1,008.25		1
AGRICULTURAL RESEARCH SERVICE	BIOFUEL TECHNOLOGY WORKSHOP	7/23/2007	7/24/2007	AMES	IA	567.62		3
AGRICULTURAL RESEARCH SERVICE	BIOFUEL TECHNOLOGY WORKSHOP	6/25/2007	6/30/2007	TIANJIN	CH	580.16		1
AGRICULTURAL RESEARCH SERVICE	BIOENERGY (NP 307) WORKSHOP	11/29/2006	12/1/2006	BELTSVILLE	MD	70,745.00		58
AGRICULTURAL RESEARCH SERVICE	BIOENERGY CUSTOMER WORKSHOP	6/19/2007	6/20/2007	MINNEAPOLIS	MN	571.11		1
AGRICULTURAL RESEARCH SERVICE	BIOENERGY WORKSHOP	9/17/2007	9/20/2007	ST LOUIS	MO	13,975.87		16

FY 2007

Agency Name	Conference Name	Dates of Travel		Location of Travel		Total Costs		Staff Attending
		Start	End	City	State			
AGRICULTURAL RESEARCH SERVICE	BIOLOG TRAINING	8/20/2007	8/27/2007	SAN FRANCISCO	CA	1,275.50		2
AGRICULTURAL RESEARCH SERVICE	BIOSAFETY/SAFETY TRAINING CONFERENCE	6/14/2007	6/15/2007	ORANGE	VT	908.00		1
AGRICULTURAL RESEARCH SERVICE	BIOSAFETY/SAFETY TRAINING CONFERENCE	6/24/2007	6/26/2007	MANHATTAN	KS	1,150.96		3
AGRICULTURAL RESEARCH SERVICE	BRIDGING ORGANIZATIONAL CULTURES - OPM TRAINING	9/16/2007	9/21/2007	SHEPHERDSTOWN	WV	169.92		1
AGRICULTURAL RESEARCH SERVICE	BUDGET AND ACCOUNTING CLASS	7/18/2007	7/20/2007	WASHINGTON	DC	774.66		1
AGRICULTURAL RESEARCH SERVICE	BUDGET AND ACCOUNTING CLASS	8/5/2007	8/10/2007	PHILADELPHIA	PA	1,122.22		1
AGRICULTURAL RESEARCH SERVICE	CALIFORNIA COTTON GINNERS ASSOCIATION	6/4/2007	6/6/2007	SAN LUIS OBISPO	CA	3,338.14		2
AGRICULTURAL RESEARCH SERVICE	CALIFORNIA DEPARTMENT OF FOOD AND AGRICULTURE PIERCE'S DISEASE RESEARCH SYMPOSIUM	11/27/2006	11/29/2006	SAN DIEGO	CA	12,866.00		16
AGRICULTURAL RESEARCH SERVICE	CALIFORNIA DEPARTMENT OF PESTICIDE REGULATION SYMPOSIUM	5/21/2007	5/23/2007	SACRAMENTO	CA	1,397.00		4
AGRICULTURAL RESEARCH SERVICE	CITRUS GENOMICS WORKSHOP	8/14/2007	8/16/2007	MONTGOMERY	MD	798.69		1
AGRICULTURAL RESEARCH SERVICE	CIVIL RIGHTS TRAINING	7/6/2007	7/20/2007	CHARLOTTESVILLE	VA	1,688.01		1
AGRICULTURAL RESEARCH SERVICE	CIVIL SERVICE RETIREMENT SYSTEM RETIREMENT SEMINAR	8/6/2007	8/10/2007	RENO	NV	977.92		1
AGRICULTURAL RESEARCH SERVICE	COMPENSE FIVE LEVEL 1 WORKSHOP	8/6/2007	8/12/2007	EAGAN	MN	1,535.06		1
AGRICULTURAL RESEARCH SERVICE	COMPUTATIONAL BIOLOGY & BIOINFORMATICS CONFERENCE	12/5/2006	12/8/2006	TACHUNG	TW	8,340.00		4
AGRICULTURAL RESEARCH SERVICE	CON 244- ON CONSTRUCTION CONTRACTING	7/22/2007	7/28/2007	SEATTLE	WA	1,938.55		1
AGRICULTURAL RESEARCH SERVICE	CONGRESSIONAL BRIEFING CONFERENCE	8/3/2007	8/6/2007	WASHINGTON	DC	7,390.32		4
AGRICULTURAL RESEARCH SERVICE	CONSTRUCTION CONTRACTING TRAINING	7/6/2007	7/13/2007	DENVER	CO	1,897.70		1
AGRICULTURAL RESEARCH SERVICE	CONTINUING EDUCATION COURSE	3/24/2007	3/29/2007	CHARLOTTE	NC	1,502.00		2
AGRICULTURAL RESEARCH SERVICE	CONTRACTING BASICS	7/30/2007	8/2/2007	SAN ANTONIO	TX	2,851.43		2
AGRICULTURAL RESEARCH SERVICE	CONTRACTING OFFICERS REPRESENTATIVE COURSE	9/9/2007	9/14/2007	DENVER	CO	1,070.80		1
AGRICULTURAL RESEARCH SERVICE	CONTRACTING OFFICERS REPRESENTATIVE RE-CERTIFICATION TRAINING	9/9/2007	9/15/2007	PHOENIX	AZ	1,444.39		1
AGRICULTURAL RESEARCH SERVICE	CONTROL CAMPYLOBACTER IN POULTRY PROCESSING	6/19/2007	6/22/2007	UNIVERSITY PARK	PA	567.44		1
AGRICULTURAL RESEARCH SERVICE	CORN DRY MILLING CONFERENCE	5/5/2007	5/7/2007	PEORIA	IL	1,314.00		3
AGRICULTURAL RESEARCH SERVICE	CORN SORGHUM AND SOYBEAN SEED RESEARCH CONFERENCE	12/5/2006	12/8/2006	CHICAGO	IL	17,983.00		21
AGRICULTURAL RESEARCH SERVICE	CORNELL FOOD SCIENCE SUMMER SCHOLAR PROGRAM	7/16/2007	7/18/2007	ITHACA	NY	2,830.76		1
AGRICULTURAL RESEARCH SERVICE	COST PRINCIPLES CLASS	6/5/2007	6/9/2007	PORTLAND	OR	2,853.71		3
AGRICULTURAL RESEARCH SERVICE	COST PRINCIPLES TRAINING	7/16/2007	7/20/2007	EL RENO	OK	9,742.71		16
AGRICULTURAL RESEARCH SERVICE	COTR TRAINING	8/12/2007	8/16/2007	VIRGINIA BEACH	VA	1,853.43		1
AGRICULTURAL RESEARCH SERVICE	COTTON INCORPORATED CROP MANAGEMENT SEMINAR	10/30/2006	11/1/2006	MEMPHIS	TN	1,113.00		4
AGRICULTURAL RESEARCH SERVICE	COTTON SOURCING CONFERENCE	6/19/2007	7/3/2007	TOKYO	JA	3,787.12		1
AGRICULTURAL RESEARCH SERVICE	COVEY LINK WORKSHOP	9/16/2007	9/20/2007	PARK CITY	UT	1,459.86		1
AGRICULTURAL RESEARCH SERVICE	CR1000 LOGGERSNET TRAINING	9/8/2007	9/21/2007	LOGAN	UT	1,817.45		1



FY 2007

Agency Name	Conference Name	Dates of Travel		Location of Travel			Total Costs	Staff Attending
		Start	End	City	State			
AGRICULTURAL RESEARCH SERVICE	CROP PRODUCTION (NP 306) CUSTOMER WORKSHOP	2/19/2007	2/22/2007	STUART	FL	173,521.00	14	
AGRICULTURAL RESEARCH SERVICE	CROSSROADS CONFERENCE	6/6/2007	6/9/2007	HARTFORD	CT	1,695.45	1	
AGRICULTURAL RESEARCH SERVICE	DAKOTA LAKES RESEARCH FARM FIELD DAY	7/17/2007	7/18/2007	PIERRE	SD	123.30	1	
AGRICULTURAL RESEARCH SERVICE	DIGTOP TRAINING SESSIONS	9/17/2007	9/20/2007	FORT COLLINS	CO	2,569.66	2	
AGRICULTURAL RESEARCH SERVICE	DIRECT SEED ADVANTAGE CONFERENCE	11/02/2007	11/2/2007	KENNEWICK	WA	500.00	2	
AGRICULTURAL RESEARCH SERVICE	DISCOVERING THE SECRETS OF MICROSOFT ACCESS TRAINING	7/18/2007	7/21/2007	BISMARCK	ND	460.95	1	
AGRICULTURAL RESEARCH SERVICE	DRAINAGE AND PESTICIDE TRANSPORT MODEL TRAINING	8/24/2007	9/3/2007	NEW DELHI	IN	151.43	1	
AGRICULTURAL RESEARCH SERVICE	EASTERN ANALYTICAL SYMPOSIUM	11/12/2006	11/17/2006	QUEENS	NY	2,828.00	3	
AGRICULTURAL RESEARCH SERVICE	EASTERN NATIVE GRASS SYMPOSIUM	10/10/2006	10/14/2006	HARRISBURG	PA	1,296.00	2	
AGRICULTURAL RESEARCH SERVICE	ECTOPARASITES OF PETS	6/9/2007	6/15/2007	ATLANTA	GA	2,594.82	1	
AGRICULTURAL RESEARCH SERVICE	END USER CONFERENCE	4/25/2007	4/26/2007	CHICAGO	IL	7,694.00	7	
AGRICULTURAL RESEARCH SERVICE	ENERGY SCIENCE AND EDUCATION WORKSHOP	9/4/2007	9/7/2007	ARLINGTON	VA	1,465.46	1	
AGRICULTURAL RESEARCH SERVICE	ENGINEERED FIBER SELECTION SYSTEM CONFERENCE	6/7/2007	6/6/2007	GREENVILLE	SC	4,538.68	5	
AGRICULTURAL RESEARCH SERVICE	ENTOMOLOGY SCIENCE CONFERENCE	10/23/2006	10/25/2006	COLLEGE STATION	TX	382.00	3	
AGRICULTURAL RESEARCH SERVICE	ENVIRONMENTAL AND WATER RESOURCES CONGRESS 2007	5/13/2007	5/18/2007	TAMPA	FL	11,777.00	8	
AGRICULTURAL RESEARCH SERVICE	ENVIRONMENTAL PROTECTION AGENCY FEDERAL LABORATORY INSPECTION COURSE	9/5/2007	9/7/2007	ATLANTA	GA	688.55	1	
AGRICULTURAL RESEARCH SERVICE	ENVIRONMENTAL SYSTEMS RESEARCH INSTITUTE ARC GEOGRAPHIC INFORMATION SYSTEMS	7/22/2007	7/24/2007	STARKVILLE	MS	131.79	1	
AGRICULTURAL RESEARCH SERVICE	ENVIRONMENTAL SYSTEMS RESEARCH INSTITUTE USER CONFERENCE	6/19/2007	6/22/2007	SAN DIEGO	CA	845.00	1	
AGRICULTURAL RESEARCH SERVICE	EQUAL EMPLOYMENT OPPORTUNITY FOR FEDERAL EMPLOYEES TRAINING	9/4/2007	9/7/2007	ATLANTA	GA	985.90	1	
AGRICULTURAL RESEARCH SERVICE	EQUAL EMPLOYMENT OPPORTUNITY TRAINING	6/10/2007	6/15/2007	CORVALLIS	OR	1,400.45	1	
AGRICULTURAL RESEARCH SERVICE	EUROPEAN CONFERENCE ON PRECISION AGRICULTURE ETH	6/22/2007	6/9/2007	ATHENS	GR	3,391.30	2	
AGRICULTURAL RESEARCH SERVICE	EXECUTIVE LEADERSHIP PROGRAM	3/4/2007	3/9/2007	CAMBRIDGE	MD	2,053.00	2	
AGRICULTURAL RESEARCH SERVICE	EXECUTIVE LEADERSHIP PROGRAM	8/28/2007	9/1/2007	BALTIMORE CITY	MD	2,489.74	1	
AGRICULTURAL RESEARCH SERVICE	EXECUTIVE LEADERSHIP PROGRAM SESSION	10/29/2006	11/3/2006	NORFOLK	VA	3,424.00	3	
AGRICULTURAL RESEARCH SERVICE	EXOTIC FRUIT FLY SYMPOSIUM	4/24/2007	4/30/2007	FRESNO	CA	5,157.00	4	
AGRICULTURAL RESEARCH SERVICE	EXPERIMENTAL BIOLOGY CONFERENCE	4/26/2007	5/2/2007	WASHINGTON	DC	31,489.00	20	
AGRICULTURAL RESEARCH SERVICE	FEDERAL REAL PROPERTY LEASE LAW TRAINING	9/9/2007	9/14/2007	FAIRFAX	VA	1,414.75	1	
AGRICULTURAL RESEARCH SERVICE	FEDERAL REAL PROPERTY LEASING TRAINING	7/29/2007	8/3/2007	SAN DIEGO	CA	1,591.67	1	
AGRICULTURAL RESEARCH SERVICE	FEDERAL WORKMANS COMPENSATION TRAINING	7/30/2007	8/1/2007	WASHINGTON	DC	1,575.98	1	
AGRICULTURAL RESEARCH SERVICE	FEDERALLY EMPLOYED WOMEN'S 38TH NATIONAL TRAINING PROGRAM	7/16/2007	7/21/2007	WASHINGTON	DC	2,529.76	1	
AGRICULTURAL RESEARCH SERVICE	FEED EFFICIENCY SYMPOSIUM	12/13/2006	12/15/2006	KANSAS CITY	MO	1,256.00	4	
AGRICULTURAL RESEARCH SERVICE	FERMENTATION WORKSHOP	7/22/2007	7/28/2007	CAMBRIDGE	MA	2,631.22	1	

FY 2007

Agency Name	Conference Name	Dates of Travel		Location of Travel		Total Costs		Staff Attending
		Start	End	City	State			
AGRICULTURAL RESEARCH SERVICE	FERS RETIREMENT SEMINAR	6/12/2007	6/13/2007	SAN FRANCISCO	CA	70.38		3
AGRICULTURAL RESEARCH SERVICE	FISH BREEDERS ROUND TABLE MEETING	6/11/2007	6/13/2007	AULESUND	NO	5,177.77		4
AGRICULTURAL RESEARCH SERVICE	FLORA OF PANAMINT MOUNTAINS TRAINING	6/20/2007	6/25/2007	MONO	CA	315.25		1
AGRICULTURAL RESEARCH SERVICE	FLORA OF THE GREAT BASIN	7/11/2007	7/16/2007	RENO	NV	647.08		1
AGRICULTURAL RESEARCH SERVICE	FLORIDA POSTHARVEST HORTICULTURE ROUNDTABLE	1/11/2007	1/12/2007	GAINESVILLE	FL	220.00		3
AGRICULTURAL RESEARCH SERVICE	FOOD & NUTRITION SUMMER INSTITUTE	6/12/2007	6/15/2007	WASHINGTON	DC	2,725.95		4
AGRICULTURAL RESEARCH SERVICE	FOOD SUMMIT CONFERENCE	3/5/2007	3/8/2007	WASHINGTON	DC	5,805.00		6
AGRICULTURAL RESEARCH SERVICE	FOOD USE WORKSHOP	9/10/2007	9/12/2007	TAMPA	FL	776.38		1
AGRICULTURAL RESEARCH SERVICE	FULBRIGHT SENIOR SPECIALIST PROGRAM	6/17/2007	7/1/2007	ESPANA	SP	276.07		1
AGRICULTURAL RESEARCH SERVICE	FUNCTIONAL FOODS CONFERENCE	1/24/2007	1/26/2007	HETTINGER	ND	109.00		3
AGRICULTURAL RESEARCH SERVICE	FUNGAL GENETICS CONF	3/20/2007	3/26/2007	MONTEREY	CA	8,184.00		7
AGRICULTURAL RESEARCH SERVICE	FUNGAL GENOMICS WORKSHOP	10/15/2006	10/19/2006	ARLINGTON	TX	1,921.00		2
AGRICULTURAL RESEARCH SERVICE	FUTURE HARVEST CASA CONFERENCE	1/12/2007	1/13/2007	HAGERSTOWN	MD	931.00		4
AGRICULTURAL RESEARCH SERVICE	GAMAGRASS WORKSHOP	7/30/2007	8/2/2007	LEXINGTON	KY	2,467.58		2
AGRICULTURAL RESEARCH SERVICE	GASTROINTESTINAL FUNCTION (GIF) CONFERENCE	4/16/2007	4/18/2007	CHICAGO	IL	5,071.00		5
AGRICULTURAL RESEARCH SERVICE	GENE EXPRESSION AND MICROARRAY ANALYSIS TRAINING	7/30/2007	8/4/2007	LOGAN	UT	984.13		1
AGRICULTURAL RESEARCH SERVICE	GENERAL SERVICES ADMINISTRATION EXPO	5/14/2007	5/17/2007	ORLANDO	FL	12,911.00		19
AGRICULTURAL RESEARCH SERVICE	GENOMICS MAPPING WORKSHOP	10/24/2006	10/27/2006	LUBBOCK	TX	2,540.00		2
AGRICULTURAL RESEARCH SERVICE	GENOMICS OF MYCOTOXIGENIC FUNGI SYMPOSIUM	1/15/2006	1/16/2006	CINCINNATI	OH	2,549.00		2
AGRICULTURAL RESEARCH SERVICE	GEORGIA ENTOMOLOGICAL SOCIETY	5/16/2007	5/18/2007	ATHENS	GA	858.00		4
AGRICULTURAL RESEARCH SERVICE	GLENWOOD NEW MEXICO RANCH DAYS SYMPOSIUM	4/23/2007	4/25/2007	GLENWOOD	NM	435.00		2
AGRICULTURAL RESEARCH SERVICE	GLOBAL SCIENCE FORUM	6/8/2007	6/14/2007	LEIDEN	NL	1,377.94		1
AGRICULTURAL RESEARCH SERVICE	GORDON RESEARCH CONFERENCES	3/11/2007	3/16/2007	VENTURA	CA	1,382.00		2
AGRICULTURAL RESEARCH SERVICE	GRAM-POSITIVE MICROORGANISMS	6/22/2007	6/30/2007	NEWARK	NJ	2,088.98		1
AGRICULTURAL RESEARCH SERVICE	GRAPENWINE INDUSTRY WORKSHOP	7/23/2007	7/26/2007	KENNEWICK	WA	5,335.46		6
AGRICULTURAL RESEARCH SERVICE	GRASS SEED CROPPING SYSTEMS FOR A SUSTAINABLE AGRICULTURE	12/18/2006	12/20/2006	MOSCOW	ID	497.00		2
AGRICULTURAL RESEARCH SERVICE	GREENHOUSE GAS CONFERENCE	2/5/2007	2/6/2007	BALTIMORE	MD	17,800.00		16
AGRICULTURAL RESEARCH SERVICE	GUMS & STABILISERS	6/17/2007	6/22/2007	WREXHAM	UK	1,588.14		1
AGRICULTURAL RESEARCH SERVICE	HAWAII FRUIT FLY AREA-WIDE PEST MANAGEMENT PROGRAM	4/15/2007	4/23/2007	ISLE OF OAHU	HI	5,072.00		3
AGRICULTURAL RESEARCH SERVICE	HAZARD ANALYSIS CRITICAL CONTROL POINT TRAINING	6/16/2007	6/23/2007	MINNEAPOLIS	MN	725.23		1
AGRICULTURAL RESEARCH SERVICE	HEALTH SYMPOSIUM	6/8/2007	6/17/2007	OAKLAND	CA	1,056.68		1
AGRICULTURAL RESEARCH SERVICE	HISPANIC ASSOCIATION OF COLLEGES AND UNIVERSITIES ANNUAL CONFERENCE	10/28/2006	10/31/2006	SAN ANTONIO	TX	3,919.00		5

FY 2007

Agency Name	Conference Name	Dates of Travel		Location of Travel		Total Costs		Staff Attending
		Start	End	City	State			
AGRICULTURAL RESEARCH SERVICE	HONEY BEE GENOMICS AND BIOLOGY WORKSHOP	5/6/2007	5/9/2007	QUEENS	NY	2,059.00		2
AGRICULTURAL RESEARCH SERVICE	HORIZON MILLING TECHNICAL CENTER TRAINING	9/6/2007	8/10/2007	MINNEAPOLIS	MN	1,589.62		1
AGRICULTURAL RESEARCH SERVICE	HUMAN NUTRITION PROGRAM (NP 107) STAKEHOLDER WORKSHOP	2/12/2007	2/15/2007	BELTSVILLE	MD	34,369.00		28
AGRICULTURAL RESEARCH SERVICE	HUMAN RESOURCE MANAGEMENT: INTRODUCTION TRAINING	7/22/2007	7/27/2007	BALTIMORE	MD	1,478.80		1
AGRICULTURAL RESEARCH SERVICE	HUMAN RESOURCES TRAINING	1/8/2007	1/11/2007	ST. PAUL	MN	2,427.00		2
AGRICULTURAL RESEARCH SERVICE	IMPORTED FIRE ANT CONFERENCE	4/22/2007	4/26/2007	GAINESVILLE	FL	2,728.00		5
AGRICULTURAL RESEARCH SERVICE	INFRARED CAMERA TRAINING LEVEL I THERMOGRAPHY	6/4/2007	6/8/2007	CLARK	WA	816.20		2
AGRICULTURAL RESEARCH SERVICE	INITIATIVE CONFERENCE	6/9/2007	6/13/2007	HAO	HI	1,731.64		1
AGRICULTURAL RESEARCH SERVICE	INNOVATIONS IN REDUCING NONPOINT SOURCE POLLUTION	11/28/2006	11/30/2006	INDIANAPOLIS	IN	2,748.00		3
AGRICULTURAL RESEARCH SERVICE	INSTITUTE OF FOOD TECHNOLOGISTS (IFT) KNOWLEDGE AND LEARNING CENTER	4/9/2007	4/11/2007	NEWARK	NJ	1,712.00		2
AGRICULTURAL RESEARCH SERVICE	INSTITUTIONAL ANIMAL CARE AND USE COMMITTEE NATIONAL WELFARE EDUCATION	8/28/2007	8/31/2007	SPOKANE	WA	976.51		1
AGRICULTURAL RESEARCH SERVICE	PROGRAM 01-201 SERIES INTEGRATED AGRICULTURAL SYSTEMS (NP 207) WORKSHOP	10/23/2006	10/27/2006	ATLANTA	GA	58,918.00		47
AGRICULTURAL RESEARCH SERVICE	INTENSIVE CHINESE LANGUAGE TRAINING COURSE	7/15/2007	8/12/2007	SAN BERNARDINO	CA	4,289.34		1
AGRICULTURAL RESEARCH SERVICE	INTERNATIONAL AMANOA CONFERENCE IN AGRICULTURE	3/18/2007	3/23/2007	EDE	NL	5,973.00		2
AGRICULTURAL RESEARCH SERVICE	INTERNATIONAL BEE RESEARCH ASSOCIATION CONFERENCE	6/9/2007	6/14/2007	NIKKELI	FI	1,055.33		1
AGRICULTURAL RESEARCH SERVICE	INTERNATIONAL BENISIA WORKSHOP	12/2/2006	12/6/2006	MONROE	FL	11,898.00		14
AGRICULTURAL RESEARCH SERVICE	INTERNATIONAL BERRY HEALTH BENEFITS SYMPOSIUM	9/10/2007	9/13/2007	CORVALLIS	OR	1,181.10		1
AGRICULTURAL RESEARCH SERVICE	INTERNATIONAL CACTOBALASTS CACTORIUM CONFERENCE	5/7/2007	5/10/2007	PHOENIX	AZ	5,794.00		5
AGRICULTURAL RESEARCH SERVICE	INTERNATIONAL CITRUS & BEVERAGE CONFERENCE SHORT COURSE	9/17/2007	9/21/2007	PINELLAS	FL	2,161.08		6
AGRICULTURAL RESEARCH SERVICE	INTERNATIONAL CONFERENCE ON ALTERNATIVES TO METHYL BROMIDE	11/8/2006	11/8/2006	ORLANDO	FL	13,828.00		15
AGRICULTURAL RESEARCH SERVICE	INTERNATIONAL CONFERENCE ON BUTTERFLY BIOLOGY	6/30/2007	7/12/2007	DENVER	CO	2,218.69		1
AGRICULTURAL RESEARCH SERVICE	INTERNATIONAL CONFERENCE ON NEAR INFRARED SPECTROSCOPY 13TH	6/15/2007	6/23/2007	COFENHAGEN	DN	2,475.31		1
AGRICULTURAL RESEARCH SERVICE	INTERNATIONAL FUEL ETHANOL WORKSHOP AND EXPO	6/26/2007	6/26/2007	ST. LOUIS	MO	3,054.11		6
AGRICULTURAL RESEARCH SERVICE	INTERNATIONAL HERPESVIRUS WORKSHOP	7/6/2007	7/12/2007	ASHEVILLE	NC	2,924.77		2
AGRICULTURAL RESEARCH SERVICE	INTERNATIONAL LYGUS SYMPOSIUM	4/15/2007	4/19/2007	MONTEREY	CA	6,882.00		6
AGRICULTURAL RESEARCH SERVICE	INTERNATIONAL OIL MILL SUPERINTENDENTS ASSOCIATION CONVENTION 108TH	6/24/2007	6/26/2007	HILTON HEAD	SC	474.80		1
AGRICULTURAL RESEARCH SERVICE	INTERNATIONAL POLLINATION SYMPOSIUM	6/24/2007	6/26/2007	JAMES	IA	6,844.38		7
AGRICULTURAL RESEARCH SERVICE	INTERNATIONAL POLTRY SCIENTIFIC FORUM	1/20/2007	1/24/2007	BIRMINGHAM	AL	1,042.00		2
AGRICULTURAL RESEARCH SERVICE	INTERNATIONAL SAFE PORK SYMPOSIUM	5/5/2007	5/12/2007	MILAN	IT	9,654.00		4
AGRICULTURAL RESEARCH SERVICE	INTERNATIONAL SEMINAR SOYBEAN-RENEWABLE RESOURCE - INDUSTRIAL NON FOOD USES	4/9/2007	4/13/2007	RIO DE JANEIRO	BR	7,361.00		3
AGRICULTURAL RESEARCH SERVICE	INTERNATIONAL SOIL AND WATER ASSESSMENT TOOL CONFERENCE	8/30/2007	7/8/2007	DELFT	NL	11,417.54		4
AGRICULTURAL RESEARCH SERVICE	INTERNATIONAL SOIL MOISTURE SENSING TECHNOLOGY CONF	3/17/2007	3/23/2007	HONOLULU	HI	7,028.00		4

FY 2007

Agency Name	Conference Name	Dates of Travel		Location of Travel			Total Costs	Staff Assigning
		Start	End	City	State			
AGRICULTURAL RESEARCH SERVICE	INTERNATIONAL STARCH TECHNOLOGY CONFERENCE	6/3/2007	6/6/2007	URBANA	IL	1,500.00		3
AGRICULTURAL RESEARCH SERVICE	INTERNATIONAL SYMPOSIUM ON BIOLOGICAL CONTROL OF WEEDS	4/20/2007	4/29/2007	MONTPELLIER	FR	11,752.00		7
AGRICULTURAL RESEARCH SERVICE	INTERNATIONAL SYMPOSIUM ON FUNGAL ENDOPHYTES OF GRASSES	3/20/2007	3/29/2007	CHRISTCHURCH	NZ	7,483.00		4
AGRICULTURAL RESEARCH SERVICE	INTERNATIONAL SYMPOSIUM ON PROBLEMS OF LISTERIOSIS	3/20/2007	3/23/2007	SAVANNAH	GA	3,929.00		4
AGRICULTURAL RESEARCH SERVICE	INTERNATIONAL SYMPOSIUM ON SEED, TRANSPLANT AND ESTABLISHMENT OF HORTICULTURAL CROPS	1/23/2006	1/27/2006	SAN ANTONIO	TX	1,840.00		2
AGRICULTURAL RESEARCH SERVICE	INTERNATIONAL UNION OF PURE AND APPLIED CHEMISTRY SYMPOSIUM ON MYCOTOXINS AND INTERNATIONAL WORKSHOP ON BROMINATED FLAME RETARDANTS	5/19/2007	5/27/2007	ISTANBUL	TU	5,670.00		4
AGRICULTURAL RESEARCH SERVICE	INTERNATIONAL SYMPOSIUM ON BROMINATED FLAME RETARDANTS	4/21/2007	4/27/2007	AMSTERDAM	NL	4,403.00		2
AGRICULTURAL RESEARCH SERVICE	INTERSTATE SEAFOOD SEMINAR	10/23/2006	10/26/2006	OCEAN CITY	NJ	792.00		2
AGRICULTURAL RESEARCH SERVICE	INTL SYMPOSIUM "PERFUME, AROMATIC AND MEDICINAL PLANTS: FROM PRODUCTIONS TO VALORIZATION"	10/31/2006	11/6/2006	JERBA	TS	1,283.00		2
AGRICULTURAL RESEARCH SERVICE	INTRODUCTION TO FEDERAL ACCOUNTING	7/15/2007	7/20/2007	WASHINGTON	DC	1,639.20		1
AGRICULTURAL RESEARCH SERVICE	INTRODUCTION TO FEDERAL CONTRACTING	8/12/2007	8/19/2007	BILLINGS	MT	2,451.74		1
AGRICULTURAL RESEARCH SERVICE	INVITED GRADUATION SPEAKER AT LUTHERAN MEDICAL CENTER	6/19/2007	6/19/2007	BROOKLYN	NY	267.75		1
AGRICULTURAL RESEARCH SERVICE	IR-4 INTERREGIONAL RESEARCH PROJECT NUMBER 4 FIELD DATA BOOK TRAINING	9/29/2007	9/30/2007	PRINCE GEORGES	MD	276.64		1
AGRICULTURAL RESEARCH SERVICE	IRAO WORKSHOP	8/2/2007	8/10/2007	ANNAN	JO	1,804.24		1
AGRICULTURAL RESEARCH SERVICE	IT TRAINING COURSE	8/13/2007	8/19/2007	ATLANTA	GA	904.42		1
AGRICULTURAL RESEARCH SERVICE	JOHNE'S DISEASE INTEGRATED PROGRAM	1/18/2007	1/22/2007	COLLEGE STATION	TX	2,223.00		2
AGRICULTURAL RESEARCH SERVICE	JOHNE'S ISOLATION AND IDENTIFICATION TRAINING	6/28/2007	6/30/2007	BLOOMINGTON	IN	886.10		3
AGRICULTURAL RESEARCH SERVICE	KARNAL BLUNT EMERGENCY PROGRAM	9/3/2007	9/6/2007	PLUERIA	MX	1,148.96		1
AGRICULTURAL RESEARCH SERVICE	KOREAN SOCIETY OF FOOD SCIENCE AND TECHNOLOGY	6/17/2007	6/24/2007	TAEJU	KS	1,500.94		1
AGRICULTURAL RESEARCH SERVICE	LABS FOR THE 21ST CENTURY CONFERENCE	10/15/2006	10/20/2006	SAN ANTONIO	TX	2,058.00		2
AGRICULTURAL RESEARCH SERVICE	LACHAT QUIK CHEM 800 TRAINING	9/12/2007	9/15/2007	LOVELAND	CO	755.94		2
AGRICULTURAL RESEARCH SERVICE	LATINO AMERICAN & CARIBBEAN CONGRESS OF PHYTOPATHOLOGY	5/21/2007	5/24/2007	CANCUN	MX	2,424.00		3
AGRICULTURAL RESEARCH SERVICE	LQO MAINTENANCE TRAINING COURSE	9/24/2007	9/27/2007	PALM BEACH	FL	521.72		1
AGRICULTURAL RESEARCH SERVICE	LQO OPERATIONS COURSE	8/5/2007	8/9/2007	PALM BEACH	FL	684.86		1
AGRICULTURAL RESEARCH SERVICE	LEADERSHIP ESSENTIALS	8/27/2007	8/31/2007	ST LOUIS	MO	739.26		1
AGRICULTURAL RESEARCH SERVICE	LEADERSHIP LABORATORY	7/16/2007	7/19/2007	PRINCE GEORGES	MD	2,922.28		2
AGRICULTURAL RESEARCH SERVICE	LEADERSHIP TRAINING	7/22/2007	7/27/2007	NORFOLK	VA	6,844.62		4
AGRICULTURAL RESEARCH SERVICE	LEAFY GREEN FIELD AND PROCESSING PLANT TOUR, RISK ASSESSMENT CONFERENCE	10/23/2006	10/27/2006	MONTREY	CA	4,064.00		4
AGRICULTURAL RESEARCH SERVICE	LECO TRAINING COURSE II - COMPUTER CHIP REPLACEMENT	8/13/2007	8/16/2007	LAS VEGAS	NV	726.36		1
AGRICULTURAL RESEARCH SERVICE	LOUISIANA ANIMAL CONTROL ASSOCIATION	10/26/2006	10/27/2006	MARY	LA	374.00		4
AGRICULTURAL RESEARCH SERVICE	MAA CONFERENCE	1/24/2007	1/25/2007	PHILADELPHIA	MS	256.00		2
AGRICULTURAL RESEARCH SERVICE	MAZE GENETICS CONFERENCE	3/20/2007	3/26/2007	KANE	IL	1,811.00		4

FY 2007

Agency Name	Conference Name	Dates of Travel		Location of Travel		Total Costs		Staff Attending
		Start	End	City	State			
AGRICULTURAL RESEARCH SERVICE	MANAGEMENT FOR AGRICULTURE	9/17/2007	9/19/2007	DENVER	CO	966.54		2
AGRICULTURAL RESEARCH SERVICE	MANAGEMENT OF DAIRY CATTLE	6/1/2007	6/15/2007	MILAN	IT	294.00		1
AGRICULTURAL RESEARCH SERVICE	MANITOBA-NORTH DAKOTA ZERO-TILLAGE FARMERS ASSOCIATION ANNUAL WORKSHOP	2/5/2007	2/7/2007	BRANDON	CA	1,144.00		4
AGRICULTURAL RESEARCH SERVICE	MASS SPECTROMETRY LAB	6/12/2007	6/14/2007	CHARLOTTE	NC	991.26		1
AGRICULTURAL RESEARCH SERVICE	MATERIALS AND HAZARDOUS WASTE MANAGEMENT SEMINAR	6/13/2007	6/14/2007	MEMPHIS	TN	762.78		3
AGRICULTURAL RESEARCH SERVICE	MEDIC FIRST AID INTERNATIONAL HEADQUARTERS TRAINING	9/9/2007	9/12/2007	EUGENE	OR	907.24		1
AGRICULTURAL RESEARCH SERVICE	METASTAS EXTENDED ARCHITECTURE CLASS	6/4/2007	6/8/2007	KANSAS CITY	KS	548.27		1
AGRICULTURAL RESEARCH SERVICE	MEXICAN NATIONAL CONGRESS OF MEDICAL ENTOMOLOGY	6/16/2007	6/20/2007	ACAPULCO	MX	264.24		1
AGRICULTURAL RESEARCH SERVICE	MID-ATLANTIC CROP MANAGEMENT SCHOOL	11/29/2006	11/30/2006	OCEAN CITY	MD	1,425.00		4
AGRICULTURAL RESEARCH SERVICE	MID-CAREER RETIREMENT SEMINAR	8/21/2007	8/23/2007	JACKSONVILLE	FL	328.78		1
AGRICULTURAL RESEARCH SERVICE	MIDWEST CONSORTIUM ON DEVELOPMENT OF SUSTAINABLE BIOBASED PRODUCTS AND	12/12/2006	12/13/2006	URBANA	IL	194.00		2
AGRICULTURAL RESEARCH SERVICE	MIDWEST POULTRY FEDERATION CONVENTION	3/13/2007	3/15/2007	ST. PAUL	MN	2,012.00		3
AGRICULTURAL RESEARCH SERVICE	MISSISSIPPI WATER RESOURCES CONFERENCE	4/23/2007	4/25/2007	JACKSON	MS	566.00		2
AGRICULTURAL RESEARCH SERVICE	MISSOURI CROP MANAGEMENT CONFERENCE	12/4/2006	12/6/2006	COLUMBIA	MO	442.00		2
AGRICULTURAL RESEARCH SERVICE	MOLECULAR BIOLOGY SUMMER WORKSHOP	7/15/2007	7/29/2007	CHARLOTTE	NC	1,590.55		1
AGRICULTURAL RESEARCH SERVICE	MOLECULAR BREEDING OF FORAGE AND TURF	6/28/2007	7/7/2007	SAPPHORO	JA	2,954.56		4
AGRICULTURAL RESEARCH SERVICE	MONTANA NUTRITION CONFERENCE	4/9/2007	4/11/2007	BOZEMAN	MT	195.00		2
AGRICULTURAL RESEARCH SERVICE	MONTANA STATE UNIVERSITY 2ND BIODESEL WORKSHOP	8/28/2007	8/28/2007	MISSISSIPPI STATE	MS	147.18		1
AGRICULTURAL RESEARCH SERVICE	MORO FIELD DAY	6/12/2007	6/13/2007	MORO	OR	102.94		1
AGRICULTURAL RESEARCH SERVICE	MOSQUITO AND VECTOR CONTROL ASSOCIATION	2/4/2007	2/6/2007	FRESNO	CA	3,568.00		2
AGRICULTURAL RESEARCH SERVICE	MPP SAFETY AND HEALTH CONFERENCE	4/22/2007	4/27/2007	KANSAS CITY	MO	6,059.00		5
AGRICULTURAL RESEARCH SERVICE	MULTICROP AFLATOXIN/FUMONISIN ELIMINATION & FUNGAL GENOMICS WORKSHOP	10/16/2006	10/18/2006	FORT WORTH	TX	14,870.00		17
AGRICULTURAL RESEARCH SERVICE	NANOFood CONFERENCE	10/11/2006	10/13/2006	ATLANTA	GA	1,972.00		2
AGRICULTURAL RESEARCH SERVICE	NATIONAL AGRICULTURAL AVIATION CONVENTION	12/3/2006	12/6/2006	ORLANDO	FL	6,615.00		6
AGRICULTURAL RESEARCH SERVICE	NATIONAL AGRICULTURAL STATISTICS SERVICE RETIREMENT SEMINAR	9/4/2007	9/6/2007	LINCOLN	NE	785.81		1
AGRICULTURAL RESEARCH SERVICE	NATIONAL ALLIUM RESEARCH CONFERENCE	12/4/2006	12/10/2006	COLLEGE STATION	TX	2,735.00		3
AGRICULTURAL RESEARCH SERVICE	NATIONAL ASSOCIATION OF STATE DEPARTMENTS OF AGRICULTURE CONFERENCE	6/3/2007	6/7/2007	WASHINGTON	DC	5,807.44		4
AGRICULTURAL RESEARCH SERVICE	NATIONAL BREEDERS ROUNDTABLE	5/22/2007	5/4/2007	ST. LOUIS	MO	3,890.00		4
AGRICULTURAL RESEARCH SERVICE	NATIONAL CONFERENCE ON GRAZING LANDS	12/9/2006	12/14/2006	ST. LOUIS	MO	6,466.00		6
AGRICULTURAL RESEARCH SERVICE	NATIONAL COOPERATIVE SOIL SURVEY CONFERENCE	8/4/2007	8/6/2007	MADISON	WI	520.80		1
AGRICULTURAL RESEARCH SERVICE	NATIONAL CUPHEX CONSORTIUM	2/20/2007	2/23/2007	MARICOPA	AZ	3,572.00		3
AGRICULTURAL RESEARCH SERVICE	NATIONAL ENVIRONMENTAL HEALTH ASSOCIATION CONFERENCE	6/19/2007	6/20/2007	ATLANTIC CITY	NJ	456.70		1

FY 2007

Agency Name	Conference Name	Dates of Travel		Location of Travel			Total Costs		Staff Attending
		Start	End	City	State				
AGRICULTURAL RESEARCH SERVICE	NATIONAL FEDERATION OF SCIENCE ABSTRACTING AND INDEXING SERVICES CONFERENCE	2/25/2007	2/27/2007	PHILADELPHIA	PA		2,454.00		3
AGRICULTURAL RESEARCH SERVICE	NATIONAL POULTRY WASTE SYMPOSIUM	10/23/2006	10/26/2006	TUPELO	MS		1,222.00		3
AGRICULTURAL RESEARCH SERVICE	NATIONAL RESEARCH INITIATIVE GRANT PROJECT DIRECTORS WORKSHOP	2/17/2007	2/20/2007	VENTURA	CA		3,255.00		3
AGRICULTURAL RESEARCH SERVICE	NATIONAL SOYBEAN RUST SYMPOSIUM	11/28/2006	12/1/2006	ST. LOUIS	MO		1,797.00		4
AGRICULTURAL RESEARCH SERVICE	NATIONAL SOYBEAN RUST SYMPOSIUM	11/28/2006	12/1/2006	ST. LOUIS	MO		5,578.00		9
AGRICULTURAL RESEARCH SERVICE	NATIONAL STORED PRODUCT PAN TRAINING CONFERENCE	4/17/2007	4/20/2007	STILLWATER	OK		3,571.00		4
AGRICULTURAL RESEARCH SERVICE	NATIONAL TECHNOLOGY TRANSFER ELECTRICAL SAFETY TRAINING	6/11/2007	6/14/2007	KING	WA		525.76		1
AGRICULTURAL RESEARCH SERVICE	NATIONAL TURKEY FEDERATION ANNUAL CONVENTION	2/7/2007	2/9/2007	TUCSON	AZ		4,866.00		4
AGRICULTURAL RESEARCH SERVICE	NATIVE AMERICAN AGRICULTURE CONFERENCE	6/12/2007	6/15/2007	CLALLAM	WA		273.66		1
AGRICULTURAL RESEARCH SERVICE	NEAR-INFRARED IN AGRICULTURE	6/8/2007	6/23/2007	UMEA	SW		6,866.01		2
AGRICULTURAL RESEARCH SERVICE	NEBRASKA AGRICULTURE TECHNOLOGY ASSOCIATION CONFERENCE	1/31/2007	2/1/2007	HALL	NE		182.00		2
AGRICULTURAL RESEARCH SERVICE	NEBRASKA URBAN PEST MANAGEMENT	1/23/2007	1/24/2007	LINCOLN	NE		110.00		2
AGRICULTURAL RESEARCH SERVICE	NEW PANELIST ORIENTATION SESSION	11/6/2006	11/7/2006	BELTSVILLE	MD		1,560.00		2
AGRICULTURAL RESEARCH SERVICE	NEW RESEARCH LEADER PROGRAM	9/17/2007	9/19/2007	PRINCE GEORGES	MD		1,299.15		1
AGRICULTURAL RESEARCH SERVICE	NEW RESEARCH LEADER TRAINING	9/17/2007	9/21/2007	PRINCE GEORGES	DC		9,569.27		5
AGRICULTURAL RESEARCH SERVICE	NEW RESEARCH LEADER TRAINING	9/17/2007	9/21/2007	PRINCE GEORGES	MD		1,590.15		1
AGRICULTURAL RESEARCH SERVICE	NEW SCIENTIST ORIENTATION	8/27/2007	8/30/2007	OAKLAND	CA		3,856.15		4
AGRICULTURAL RESEARCH SERVICE	NEW SCIENTIST WORKSHOP	8/27/2007	8/30/2007	ALAMEDA	CA		5,064.30		5
AGRICULTURAL RESEARCH SERVICE	NORTH AMERICAN CEREAL RUST WORKSHOP	4/2/2007	4/6/2007	MINNEAPOLIS	MN		3,221.00		2
AGRICULTURAL RESEARCH SERVICE	NORTH AMERICAN HORTICULTURAL SUPPLY ASSOCIATION	6/3/2007	6/5/2007	PALM BEACH	FL		3,171.20		8
AGRICULTURAL RESEARCH SERVICE	NORTH AMERICAN RUST WORKSHOP	4/1/2007	4/5/2007	ST. PAUL	MN		1,990.00		2
AGRICULTURAL RESEARCH SERVICE	NORTH AMERICAN STRAWBERRY SYMPOSIUM	2/8/2007	2/13/2007	VENTURA	CA		5,663.00		6
AGRICULTURAL RESEARCH SERVICE	NORTH AMERICAN WHEAT WORKERS WORKSHOP	3/12/2007	3/15/2007	SASAKATOON	CA		9,848.00		5
AGRICULTURAL RESEARCH SERVICE	NORTH ATLANTIC AREA NEW ORIENTATION WORKSHOP	3/18/2007	3/21/2007	SHEPHERDSTOWN	WV		7,125.00		20
AGRICULTURAL RESEARCH SERVICE	NORTH ATLANTIC AREA NEW ORIENTATION WORKSHOP	8/21/2007	8/22/2007	WASHINGTON	DC		975.45		2
AGRICULTURAL RESEARCH SERVICE	NORTH ATLANTIC AREA NEW SCIENTIST ORIENTATION WORKSHOP	6/16/2007	6/23/2007	PRINCE GEORGES	MD		3,374.06		5
AGRICULTURAL RESEARCH SERVICE	NORTH CENTRAL EXTENSION-INDUSTRY SOIL FERTILITY CONFERENCE	11/7/2006	11/8/2006	DES MOINES	IA		243.00		2
AGRICULTURAL RESEARCH SERVICE	NORTHERN AQUACULTURE DEMONSTRATION FACILITY AQUACULTURE FIELD DAY	6/13/2007	6/15/2007	BAYFIELD	WI		232.10		1
AGRICULTURAL RESEARCH SERVICE	NORTHERN PLAINS AREA LEADERSHIP CONFERENCE	4/2/2007	4/5/2007	WICHITA	KS		127,821.00		89
AGRICULTURAL RESEARCH SERVICE	NORTHWEST STREAM RESTORATION DESIGN SYMPOSIUM	2/4/2007	2/9/2007	SKAMANIA	WA		4,644.00		2
AGRICULTURAL RESEARCH SERVICE	NO-TILL ON THE PLAINS WINTER CONFERENCE	1/29/2007	1/31/2007	SALINA	KS		1,248.00		2
AGRICULTURAL RESEARCH SERVICE	INTERNATIONAL POULTRY EXPO & INTERNATIONAL FEED EXPO	1/22/2007	1/26/2007	ATLANTA	GA		7,238.00		11

FY 2007

Agency Name	Conference Name	Dates of Travel		Location of Travel			Total Costs	Staff Attending
		Start	End	City	State			
AGRICULTURAL RESEARCH SERVICE	NUTRITIONAL MANAGEMENT INTO ENVIRONMENTAL STEWARDSHIP	4/15/2007	4/18/2007	NASHVILLE	IN		2,978.00	4
AGRICULTURAL RESEARCH SERVICE	OCCUPATIONAL SAFETY AND HEALTH ADMINISTRATION TRAINING	8/28/2007	9/30/2007	SEATTLE	WA		1,130.77	1
AGRICULTURAL RESEARCH SERVICE	ORGANIC SEED PARTNERSHIP SEED PRODUCTION AND BREEDING WORKSHOP	8/20/2007	8/22/2007	MONMOUTH	ME		1,379.70	2
AGRICULTURAL RESEARCH SERVICE	ORGANIC SEED PARTNERSHIP SEED PRODUCTION WORKSHOP AND DEMONSTRATION	10/11/2006	10/12/2006	BERKSHIRE	MA		407.00	2
AGRICULTURAL RESEARCH SERVICE	ORGANIC SEED PARTNERSHIP SEED SAVING AND PLANT BREEDING WORKSHOP	3/28/2007	3/29/2007	BERKSHIRE	MA		324.00	2
AGRICULTURAL RESEARCH SERVICE	ORGANIZATION FOR ECONOMIC COOPERATION AND DEVELOPMENT RESEARCH PROGRAMME	11/28/2006	12/22/2006	OMAHA	NE		4,331.00	4
AGRICULTURAL RESEARCH SERVICE	PACIFIC NORTHWEST POTATO CONFERENCE	2/20/2007	2/22/2007	ISLE OF OAHU	HI		5,695.00	5
AGRICULTURAL RESEARCH SERVICE	PASTURE AND FORAGE CROP IMPROVEMENT CONFERENCE	2/5/2007	2/9/2007	MOSES LAKE	WA		3,617.00	4
AGRICULTURAL RESEARCH SERVICE	PERFORMANCE WORK STATEMENTS TRAINING	5/28/2007	6/1/2007	TALLAHASSEE	FL		2,342.00	5
AGRICULTURAL RESEARCH SERVICE	PFTZER ANIMAL HEALTH POLITRY WORKSHOP	7/8/2007	7/12/2007	FAIRFAX	VA		3,351.50	2
AGRICULTURAL RESEARCH SERVICE	PHYCOTOXINS MEETING	9/17/2007	9/18/2007	KALAMAZOO	MI		83.25	1
AGRICULTURAL RESEARCH SERVICE	PITTSBURGH CONFERENCE ON ANALYTICAL CHEMISTRY AND APPLIED SPECTROSCOPY	6/14/2007	6/22/2007	WATERSVILLE	ME		8,314.50	12
AGRICULTURAL RESEARCH SERVICE	PLANT BREEDING WORKSHOP	2/25/2007	3/2/2007	CHICAGO	IL		11,271.00	10
AGRICULTURAL RESEARCH SERVICE	PLANT GENE EXPRESSION CENTER	2/7/2007	2/10/2007	RALEIGH	NC		4,201.00	4
AGRICULTURAL RESEARCH SERVICE	POTATO GRANT CONFERENCE	6/27/2007	6/7/2007	ALAMEDA	CA		859.05	1
AGRICULTURAL RESEARCH SERVICE	POTATO LATE BLIGHT CONFERENCE	1/28/2007	1/31/2007	MONTE VISTA	CO		723.00	3
AGRICULTURAL RESEARCH SERVICE	POTATO RESEARCH VIROLOGY SECTION	5/17/2007	5/7/2007	BOLOGNA	IT		5,919.00	2
AGRICULTURAL RESEARCH SERVICE	PRE-RETIREMENT TRAINING	6/18/2007	6/23/2007	IDAHO FALLS	ID		1,677.76	1
AGRICULTURAL RESEARCH SERVICE	PRE-RETIREMENT TRAINING	7/16/2007	7/19/2007	PORTLAND	OR		689.60	1
AGRICULTURAL RESEARCH SERVICE	PROACTIVE MANAGEMENT OF FIRE, WEEDS AND DROUGHT SYMPOSIUM	8/17/2007	8/18/2007	FORT PIERCE	FL		1,398.32	1
AGRICULTURAL RESEARCH SERVICE	PRODUCER EDUCATIONAL	10/11/2006	10/12/2006	MILES CITY	MT		186.00	2
AGRICULTURAL RESEARCH SERVICE	PROPERTY TRAINING	3/27/2007	3/30/2007	LEXINGTON	KY		236.00	2
AGRICULTURAL RESEARCH SERVICE	PUBLIC SECTOR LEADERSHIP: VISION, VALUES AND VITAL STRATEGIES	7/8/2007	7/13/2007	WASHINGTON	DC		1,360.99	1
AGRICULTURAL RESEARCH SERVICE	QUALITY WORKSHOP	9/9/2007	9/14/2007	SAN DIEGO	CA		1,381.03	1
AGRICULTURAL RESEARCH SERVICE	QUANTITATIVE GENETICS AND QUANTITATIVE TRAIT LOC MAPPING	6/5/2007	6/10/2007	PARIS	FR		1,015.06	1
AGRICULTURAL RESEARCH SERVICE	QUECHERS WORKSHOP	6/17/2007	6/23/2007	SEATTLE	WA		1,886.09	2
AGRICULTURAL RESEARCH SERVICE	RAPID METHODS AND AUTOMATION IN MICROBIOLOGY WORKSHOP	8/11/2007	8/18/2007	BAMAKO	ML		1,333.72	1
AGRICULTURAL RESEARCH SERVICE	REPRODUCTIVE PHYSIOLOGY OF FISH	6/19/2007	6/21/2007	KANSAS CITY	KS		1,208.57	1
AGRICULTURAL RESEARCH SERVICE	RESEARCH EDUCATION AND ECONOMICS WORKSHOP ON RENEWABLE ENERGY	8/2/2007	8/9/2007	RENNES	FR		1,114.41	1
AGRICULTURAL RESEARCH SERVICE	RESEARCH INSIGHTS IN SEMARIDE ECOSYSTEMS CONFERENCE	9/4/2007	9/6/2007	ARLINGTON	VA		782.53	1
AGRICULTURAL RESEARCH SERVICE	RESEARCH LAB LEADERSHIP TRAINING	10/6/2006	10/7/2006	TUCSON	AZ		367.00	2
AGRICULTURAL RESEARCH SERVICE		7/16/2007	7/19/2007	WASHINGTON	DC		1,391.99	1

FY 2007

Agency Name	Conference Name	Dates of Travel		Location of Travel			Total Costs		Staff Attending
		Start	End	City	State				
AGRICULTURAL RESEARCH SERVICE	RESEARCH LEADER LEADERSHIP LAB SESSION #2	8/19/2007	8/21/2007	PRINCE GEORGES	MD		3,488.53		3
AGRICULTURAL RESEARCH SERVICE	RESEARCH POSITION EVALUATION SYSTEM PANEL	6/12/2007	6/13/2007	ST. LOUIS	MO		1,245.80		3
AGRICULTURAL RESEARCH SERVICE	RESEARCH POSITION EVALUATION SYSTEM PANEL	6/23/2007	7/1/2007	DELFT	NL		1,655.09		1
AGRICULTURAL RESEARCH SERVICE	RESEARCH WORKERS IN ANIMAL DISEASES ANNUAL CONFERENCE	11/30/2006	12/4/2006	CHICAGO	IL		24,573.00		23
AGRICULTURAL RESEARCH SERVICE	RESISTANT STARCH WORKSHOP	5/7/2007	5/9/2007	AMES	IA		3,213.00		3
AGRICULTURAL RESEARCH SERVICE	RETIREMENT SEMINAR	7/16/2007	7/17/2007	DUBOIS	ID		56.50		1
AGRICULTURAL RESEARCH SERVICE	RETIREMENT SEMINAR	7/16/2007	7/19/2007	IDAHO FALLS	ID		1,160.25		1
AGRICULTURAL RESEARCH SERVICE	RETIREMENT SEMINAR	7/24/2007	7/26/2007	SUFFOLK COUNTY	NY		792.96		1
AGRICULTURAL RESEARCH SERVICE	RETIREMENT SEMINAR	8/26/2007	8/28/2007	WEST SACRAMENTO	CA		516.84		1
AGRICULTURAL RESEARCH SERVICE	RETIREMENT SEMINAR	8/4/2007	8/7/2007	FLORENCE	SC		1,050.01		1
AGRICULTURAL RESEARCH SERVICE	RETIREMENT TRAINING	6/25/2007	6/28/2007	LAS VEGAS	NV		1,872.49		2
AGRICULTURAL RESEARCH SERVICE	RICE CONFERENCE	6/22/2007	6/29/2007	OTHER	IT		1,060.88		1
AGRICULTURAL RESEARCH SERVICE	RICE UTILIZATION WORKSHOP	1/31/2007	2/2/2007	NEW ORLEANS	LA		6,091.00		6
AGRICULTURAL RESEARCH SERVICE	REPARAN ECOLOGICAL THEORY DEVELOPMENT WORKSHOP	8/14/2007	8/16/2007	ALBUQUERQUE	NM		333.02		1
AGRICULTURAL RESEARCH SERVICE	RUST IMMUNITY SYSTEMS PLANNING WORKSHOP	5/22/2007	5/25/2007	MINNEAPOLIS	MN		2,196.00		3
AGRICULTURAL RESEARCH SERVICE	SAFE PORK THE INTERNATIONAL SYMPOSIUM	5/9/2007	5/11/2007	VERONA	IT		13,876.00		5
AGRICULTURAL RESEARCH SERVICE	SAMPLING AND RECORD COLLECTION TRAINING CONFERENCE	8/13/2007	8/17/2007	NASHVILLE	TN		2,230.49		2
AGRICULTURAL RESEARCH SERVICE	SAS SOFTWARE GLOBAL FORUM	4/11/2007	4/19/2007	ORLANDO	FL		4,724.00		2
AGRICULTURAL RESEARCH SERVICE	SAS SOFTWARE TRAINING	3/23/2007	3/24/2007	ORLANDO	FL		4,785.00		4
AGRICULTURAL RESEARCH SERVICE	SAS TRAINING	7/17/2007	7/21/2007	CHICAGO	IL		991.00		1
AGRICULTURAL RESEARCH SERVICE	SCIENTIST ATTENDED BEEF INDUSTRY SAFETY SUMMIT	2/27/2007	3/1/2007	DALLAS	TX		1,951.00		3
AGRICULTURAL RESEARCH SERVICE	SEMINAR FOR NEW MANAGERS LEADING PEOPLE	6/11/2007	6/22/2007	SHEPHERDSTOWN	WV		150.39		1
AGRICULTURAL RESEARCH SERVICE	SHAPING SMART BUSINESS ARRANGEMENTS TRAINING	7/15/2007	7/21/2007	WASHINGTON	DC		2,578.15		1
AGRICULTURAL RESEARCH SERVICE	SHAPING SMART BUSINESS ARRANGEMENTS TRAINING	8/28/2007	8/31/2007	FARBORN	OH		541.55		1
AGRICULTURAL RESEARCH SERVICE	SHAREPOINT CONNECTIONS	1/15/2008	1/11/2008	LAS VEGAS	NV		6,871.00		6
AGRICULTURAL RESEARCH SERVICE	SIMPLIFIED ACQUISITION PROCEDURES TRAINING	7/15/2007	7/21/2007	DENVER	CO		1,198.30		1
AGRICULTURAL RESEARCH SERVICE	SIMPLIFIED ACQUISITION REFRESHER TRAINING	2/20/2007	2/20/2007	DENVER	CO		5,069.00		4
AGRICULTURAL RESEARCH SERVICE	SOCIETY FOR ADVANCEMENT OF CHICANOS AND NATIVE AMERICANS IN SCIENCE NATIONAL CONFERENCE	10/26/2006	10/28/2006	TAMPA	FL		2,449.00		3
AGRICULTURAL RESEARCH SERVICE	SOCIETY FOR NEUROSCIENCE CONFERENCE	10/13/2006	10/17/2006	ATLANTA	GA		6,792.00		6
AGRICULTURAL RESEARCH SERVICE	SOCIETY FOR TROPICAL VETERINARY MEDICINE	6/16/2007	6/21/2007	MERIDA	MX		1,087.07		1
AGRICULTURAL RESEARCH SERVICE	SOCIETY OF SUGAR CANE TECHNOLOGISTS (FLORIDA AND LOUISIANA DIVISIONS)	8/13/2007	8/15/2007	NEW ORLEANS	LA		799.18		4
AGRICULTURAL RESEARCH SERVICE	SOCIETY OF TRIBOLOGIST AND LUBRICATION ENGINEERS CONFERENCE	5/9/2007	5/10/2007	PHILADELPHIA	PA		4,464.00		4



FY 2007

Agency Name	Conference Name	Dates of Travel		Location of Travel		Total Costs		Staff Attending
		Start	End	City	State			
AGRICULTURAL RESEARCH SERVICE	SOIL & WATER CONSERVATION SOCIETY CEAP WORKSHOP	10/10/2006	10/14/2006	KANSAS CITY	MO	7,321.00		8
AGRICULTURAL RESEARCH SERVICE	SOIL AND WATER SUMMIT CONFERENCE	6/11/2007	6/14/2007	CARRINGTON	ND	5,652.30		6
AGRICULTURAL RESEARCH SERVICE	SOUTH ATLANTIC AREA LEADERSHIP CONFERENCE	11/27/2006	11/30/2006	SAVANNAH	GA	21,506.00		39
AGRICULTURAL RESEARCH SERVICE	SOUTH ATLANTIC AREA NEW SCIENTISTS ORIENTATION	3/12/2007	3/15/2007	ATHENS	GA	3,610.00		6
AGRICULTURAL RESEARCH SERVICE	SOUTH EAST REGIONAL FRUIT AND VEGETABLE CONFERENCE	1/3/2007	1/7/2007	SAVANNAH	GA	4,715.00		11
AGRICULTURAL RESEARCH SERVICE	SOUTHERN EXTENSION RESEARCH ACTIVITY 17	6/11/2007	6/13/2007	FAYETTEVILLE	AR	5,094.26		5
AGRICULTURAL RESEARCH SERVICE	SOUTHERN GROUP OF STATE FORESTERS WILD AND URBAN INTERFACE STRATEGY WORKSHOP	8/15/2007	9/20/2007	PARK CITY	UT	1,864.53		1
AGRICULTURAL RESEARCH SERVICE	SOUTHERN SECTION OF THE AGRICULTURAL BIOTECHNOLOGY SUPPORT PROJECT	3/3/2007	3/5/2007	MOBILE	AL	2,186.00		4
AGRICULTURAL RESEARCH SERVICE	SOUTHWEST REGION SPECIAL NUTRITION PROGRAMS TASK FORCE MEETING	6/6/2007	6/12/2007	INDIANAPOLIS	IN	3,655.50		4
AGRICULTURAL RESEARCH SERVICE	SOYBEAN GENOMICS STRATEGIC PLANNING CONFERENCE	5/26/2007	5/31/2007	ST. LOUIS	MO	199.00		2
AGRICULTURAL RESEARCH SERVICE	SPECIAL LIBRARIES ASSOCIATION CONFERENCE	6/3/2007	6/7/2007	DENVER	CO	1,635.43		1
AGRICULTURAL RESEARCH SERVICE	SPEECH PRESENTATION	6/3/2007	6/7/2007	JACKSON	WY	4,095.05		2
AGRICULTURAL RESEARCH SERVICE	SPRING RETIREMENT SYMPOSIUM	8/15/2007	8/18/2007	GAINESVILLE	FL	1,923.08		2
AGRICULTURAL RESEARCH SERVICE	STAR WEB TRAINING	6/16/2007	6/27/2007	BELTSVILLE	MD	2,561.37		1
AGRICULTURAL RESEARCH SERVICE	STAR WEB TRAINING	6/18/2007	6/21/2007	PRINCE GEORGES	MD	4,491.29		4
AGRICULTURAL RESEARCH SERVICE	STAR WEB TRAINING	8/6/2007	8/9/2007	MARICOPA	AZ	2,666.08		2
AGRICULTURAL RESEARCH SERVICE	STATE CONFERENCE	6/20/2007	6/21/2007	HOUSTON	TX	612.37		1
AGRICULTURAL RESEARCH SERVICE	STATISTICAL GENETICS WORKSHOP	6/20/2007	6/22/2007	SEATTLE	WA	866.98		1
AGRICULTURAL RESEARCH SERVICE	STATISTICAL GENETICS WORKSHOP	6/22/2007	6/30/2007	SEATTLE	WA	3,057.44		1
AGRICULTURAL RESEARCH SERVICE	STONE BARN FARM ORGANIC SEED PARTNERSHIP WORKSHOP	8/5/2007	8/6/2007	TARRYTOWN	NY	479.42		2
AGRICULTURAL RESEARCH SERVICE	SUDDEN OAK DEATH SYMPOSIUM III	3/5/2007	3/6/2007	SANTA ROSA	CA	6,087.00		6
AGRICULTURAL RESEARCH SERVICE	SUGARCANE WORKSHOP	8/28/2007	8/31/2007	HOUMA	LA	728.79		1
AGRICULTURAL RESEARCH SERVICE	SUNFLOWER RESEARCH FORUM	1/9/2007	1/11/2007	FARGO	ND	533.00		2
AGRICULTURAL RESEARCH SERVICE	SUPERCOMPUTING CONFERENCE	6/3/2007	6/6/2007	RENO	NV	323.84		1
AGRICULTURAL RESEARCH SERVICE	SUSTAINABLE WATER RESOURCES ROUNDTABLE	5/21/2007	5/24/2007	BOULDER	CO	1,392.00		2
AGRICULTURAL RESEARCH SERVICE	SWINE INFLUENZA VIRUS SEMINAR	6/4/2007	6/5/2007	DESOTO	KS	29.50		1
AGRICULTURAL RESEARCH SERVICE	SYMPOSIUM ON TRAVEL ELEMENTS & HEALTH	6/16/2007	6/21/2007	HELSINKI	FI	717.96		1
AGRICULTURAL RESEARCH SERVICE	TEACH HYDROS SHORT COURSE AT GEOMATRIX	9/19/2007	9/22/2007	MEMPHIS	CA	357.15		1
AGRICULTURAL RESEARCH SERVICE	TECHNICAL COMMITTEE ON COTTON QUALITY	10/11/2006	10/13/2006	MEMPHIS	TN	2,056.00		2
AGRICULTURAL RESEARCH SERVICE	TECHNICAL COMMITTEE ON COTTON QUALITY CONFERENCE	3/21/2007	3/24/2007	NASHVILLE	TN	5,477.00		7
AGRICULTURAL RESEARCH SERVICE	TECHNO SECURITY CONFERENCE	6/2/2007	6/6/2007	MYRTLE BEACH	SC	1,167.03		1
AGRICULTURAL RESEARCH SERVICE	TECHNOLOGY FOR DEVELOPMENT (GLOBAL AND SUB GLOBAL ASSESSMENTS)	6/15/2007	6/26/2007	CAPE TOWN	FL	5,996.98		2

FY 2007

Agency/Name	Conference Name	Dates of Travel		Location of Travel		Total Costs	Staff Attending
		Start	End	City	State		
AGRICULTURAL RESEARCH SERVICE	TEMPERATURE STRESS IN PLANTS CONFERENCE	1/21/2007	1/26/2007	VENTURA	CA	4,720.00	3
AGRICULTURAL RESEARCH SERVICE	TEXAS BEEKEEPERS ASSOCIATION CONVENTION	1/12/2006	1/15/2006	KERRVILLE	TX	1,502.00	5
AGRICULTURAL RESEARCH SERVICE	TEXAS PIERCE'S RESEARCH SYMPOSIUM	5/20/2007	5/23/2007	MARBLE FALLS	TX	750.00	2
AGRICULTURAL RESEARCH SERVICE	TEXAS SEED TRADE ASSOCIATION PRODUCTION & RESEARCH CONFERENCE	2/22/2007	2/26/2007	DALLAS	TX	1,523.00	2
AGRICULTURAL RESEARCH SERVICE	THERMO CHEMICAL RESEARCH STAKEHOLDER WORKSHOP	7/10/2007	7/11/2007	FLORENCE	SC	1,770.16	1
AGRICULTURAL RESEARCH SERVICE	THIRD INTERNATIONAL CONFERENCE ON RENEWABLE RESOURCES AND BIOREFINERIES	6/4/2007	6/7/2007	Ghent	BG	1,121.41	1
AGRICULTURAL RESEARCH SERVICE	TROUT LODGE INC SYMPOSIUM	6/25/2007	7/1/2007	BOGATA	CO	357.50	1
AGRICULTURAL RESEARCH SERVICE	UNITED SOYBEAN BOARD BETTER BEAN INITIATIVE WORKSHOP	2/16/2007	2/21/2007	ST. LOUIS	MO	5,354.00	12
AGRICULTURAL RESEARCH SERVICE	UNITED STATES ANIMAL HEALTH ASSOCIATION/AMERICAN ASSOCIATION OF VETERINARY LABORATORY DIAGNOSTICIANS	10/13/2006	10/17/2006	MINNEAPOLIS	MN	9,813.00	6
AGRICULTURAL RESEARCH SERVICE	UNITED STATES-JAPAN CONFERENCE ON DEVELOPMENT AND UTILIZATION OF NATURAL RESOURCES	10/14/2006	10/26/2006	SAN FRANCISCO	CA	12,657.00	6
AGRICULTURAL RESEARCH SERVICE	USDA INTERAGENCY RESEARCH FORUM ON INVASIVE SPECIES	1/9/2007	1/12/2007	ANNAPOLIS	MD	2,095.00	3
AGRICULTURAL RESEARCH SERVICE	USDA MOSQUITO AND FLY RESEARCH UNIT AT THE FLORIDA STATE FAIR	2/7/2007	2/17/2007	TAMPA	FL	4,671.00	6
AGRICULTURAL RESEARCH SERVICE	USDA HARVESTPLUS WORKSHOP	1/11/2007	1/12/2007	BELTSVILLE	MD	959.00	5
AGRICULTURAL RESEARCH SERVICE	US EX WORKSHOP: ADVANCES IN IMMUNOLOGY AND VACCINE DISCOVERY	12/11/2006	12/15/2006	AMES	IA	3,356.00	4
AGRICULTURAL RESEARCH SERVICE	W.E. PETERSEN SYMPOSIUM UNIVERSITY OF MINNESOTA, DEPARTMENT OF ANIMAL SCIENCE	4/22/2007	4/30/2007	ST. PAUL	MN	2,542.00	5
AGRICULTURAL RESEARCH SERVICE	W1188 CONFERENCE	11/12/2007	14/2007	LAS VEGAS	NV	3,172.00	5
AGRICULTURAL RESEARCH SERVICE	WATER AND THE FUTURE OF KANSAS CONFERENCE	3/14/2007	3/16/2007	TOPEKA	KS	1,475.00	2
AGRICULTURAL RESEARCH SERVICE	WATER ENVIRONMENT FEDERATION/AMERICAN WATERWORKS ASSOCIATION JOINT RESIDUALS AND BIOSOLIDS MANAGEMENT CONFERENCE	4/13/2007	4/18/2007	DENVER	CO	2,662.00	3
AGRICULTURAL RESEARCH SERVICE	WATER RESOURCE PROGRAM TRAINING	6/11/2007	6/13/2007	WASHINGTON	DC	1,314.03	1
AGRICULTURAL RESEARCH SERVICE	WEED SCIENCE SOCIETY OF AMERICA	2/22/2007	2/10/2007	SAN ANTONIO	TX	37,766.00	28
AGRICULTURAL RESEARCH SERVICE	WESTERN SECTION AMERICAN SOCIETY OF ANIMAL SCIENCE	6/18/2007	6/22/2007	PULLMAN	WA	3,856.16	6
AGRICULTURAL RESEARCH SERVICE	WETLANDS RESERVE PROGRAM TRAINING	6/18/2007	6/24/2007	OSLO	NO	5,031.36	2
AGRICULTURAL RESEARCH SERVICE	WHITELY SYMPOSIUM	12/22/2006	12/27/2006	DUCK KEY	FL	2,343.00	2
AGRICULTURAL RESEARCH SERVICE	WIND RIVER CONFERENCE ON PROKARYOTIC BIOLOGY	6/6/2007	6/9/2007	ESTES PARK	CO	3,603.33	4
AGRICULTURAL RESEARCH SERVICE	WORKFORCE RECRUITMENT PROGRAM FOR COLLEGE STUDENTS	10/12/2006	10/18/2006	HOUSTON	TX	6,457.00	5
AGRICULTURAL RESEARCH SERVICE	WORKSHOP AT MISSISSIPPI STATE	12/5/2006	12/6/2006	STARKVILLE	MS	540.00	4
AGRICULTURAL RESEARCH SERVICE	WORKSHOP ON ASPERGILLUS SYSTEMATICS IN THE GENOMICS ERA	4/10/2007	4/15/2007	UTRECHT	NL	3,938.00	3
AGRICULTURAL RESEARCH SERVICE	WORLD ENVIRONMENTAL & WATER RESOURCES CONGRESS	6/27/2007	7/2/2007	VANCOUVER	CA	1,696.83	1
AGRICULTURAL RESEARCH SERVICE	WORLD PORK EXPO	6/6/2007	6/7/2007	DIES MONNES	IA	1,527.54	3
ANIMAL AND PLANT HEALTH INSPECTION SERVICE	AGREEMENTS EXCHANGE CONFERENCE	3/13/2007	3/14/2007	RIVERDALE	MD	68,350.00	77
ANIMAL AND PLANT HEALTH INSPECTION SERVICE	ASSOCIATION OF RECORDS MANAGEMENT CONFERENCE	10/22/2006	10/26/2006	SAN ANTONIO	TX	3,587.00	2
ANIMAL AND PLANT HEALTH INSPECTION SERVICE	DATER WORKING GROUP	7/10/2007	7/12/2007	FORT COLLINS	CO	2,700.00	25

FY 2007

Agency/Name	Conference Name	Dates of Travel		Location of Travel			Total Costs		Staff Attending
		Start	End	City	State				
ANIMAL AND PLANT HEALTH INSPECTION SERVICE	DEPARTMENT OF HOMELAND SECURITY SUMMIT	12/6/2006	12/6/2006	PLUM ISLAND	NY		7,908.00		12
ANIMAL AND PLANT HEALTH INSPECTION SERVICE	EASTERN REGION MANAGERS CONFERENCE	10/31/2006	11/2/2006	BANGOR	ME		32,315.00		52
ANIMAL AND PLANT HEALTH INSPECTION SERVICE	EMERGENCY MOBILIZATION AND EMPLOYEE QUALIFICATION SYSTEM	7/31/2007	8/2/2007	FORT COLLINS	CO		9,175.50		14
ANIMAL AND PLANT HEALTH INSPECTION SERVICE	INFORMATION TECHNOLOGY SERVICE MANAGEMENT CONFERENCE	2/18/2007	2/28/2007	LAS VEGAS	NV		21,645.00		7
ANIMAL AND PLANT HEALTH INSPECTION SERVICE	INTERNATIONAL ASSOCIATION OF AVIAN TRAINERS/EDUCATORS	2/9/2007	2/9/2007	TACOMA	WA		903.00		1
ANIMAL AND PLANT HEALTH INSPECTION SERVICE	INTERNATIONAL CACTOBLASTIS CACTORIUM CONFERENCE	5/8/2007	5/10/2007	PHOENIX	AZ		46,558.00		21
ANIMAL AND PLANT HEALTH INSPECTION SERVICE	INTERNATIONAL FORESTRY QUARANTINE GROUP	10/2/2006	10/6/2006	ROME	IT		2,822.00		1
ANIMAL AND PLANT HEALTH INSPECTION SERVICE	INTERNATIONAL PACIFIC INVASIVE ANT CONFERENCE	5/21/2007	5/27/2007	KONA	HI		68,442.00		60
ANIMAL AND PLANT HEALTH INSPECTION SERVICE	INVASIVE ARTHROPOD WORKSHOP	5/8/2007	5/10/2007	CLEMSON	SC		2,601.00		5
ANIMAL AND PLANT HEALTH INSPECTION SERVICE	INVASIVE SPECIES AND FOREST HEALTH	11/13/2006	11/16/2006	WASHINGTON	DC		6,593.00		4
ANIMAL AND PLANT HEALTH INSPECTION SERVICE	INVASIVE SPECIES AND FOREST HEALTH CONFERENCE	11/14/2006	11/15/2006	WASHINGTON	DC		44,291.00		65
ANIMAL AND PLANT HEALTH INSPECTION SERVICE	KARNAL BUNT PROGRAM REVIEW CONFERENCE	10/11/2006	10/12/2006	FORT COLLINS	CO		10,090.00		10
ANIMAL AND PLANT HEALTH INSPECTION SERVICE	LEADERSHIP 21 WORKSHOP 3	6/10/2007	6/15/2007	FREDERICK	MD		14,929.49		10
ANIMAL AND PLANT HEALTH INSPECTION SERVICE	LEADERSHIP 21 WORKSHOP 4	9/16/2007	9/22/2007	FORT COLLINS	CO		8,544.95		10
ANIMAL AND PLANT HEALTH INSPECTION SERVICE	LEADERSHIP DEVELOPMENT TRAINING NEW SUPERVISORS SEMINAR	7/23/2007	7/27/2007	FREDERICK	MD		49,500.00		22
ANIMAL AND PLANT HEALTH INSPECTION SERVICE	LOTUS SPHERE CONFERENCE	1/21/2007	1/25/2007	ORLANDO	FL		16,200.00		6
ANIMAL AND PLANT HEALTH INSPECTION SERVICE	MANAGERS WORK CONFERENCE	2/5/2007	2/9/2007	DENVER	CO		60,424.00		142
ANIMAL AND PLANT HEALTH INSPECTION SERVICE	MICROSOFT ACTIVE DIRECTORY	4/22/2007	4/25/2007	LAS VEGAS	NV		9,000.00		3
ANIMAL AND PLANT HEALTH INSPECTION SERVICE	MID-SEASON GRASSHOPPER TRAINING MEETING	7/6/2007	7/6/2007	CHEYENNE	WY		5,328.11		11
ANIMAL AND PLANT HEALTH INSPECTION SERVICE	NATIONAL CAPS COMMITTEE AND NATIONAL PLANT BOARD ADVISORY	7/10/2007	12/7/2007	FORT COLLINS	CO		26,703.44		18
ANIMAL AND PLANT HEALTH INSPECTION SERVICE	NATIONAL CARCASS DISPOSAL SYMPOSIUM	12/3/2006	12/7/2006	BELTSVILLE	MD		56,486.00		42
ANIMAL AND PLANT HEALTH INSPECTION SERVICE	NATIONAL CLEAN PLANT NETWORK	5/8/2007	5/9/2007	RIVERDALE	MD		5,000.00		20
ANIMAL AND PLANT HEALTH INSPECTION SERVICE	NATIONAL GRASSHOPPER MANAGEMENT BOARD	2/15/2007	2/16/2007	RENO	NV		859.00		1
ANIMAL AND PLANT HEALTH INSPECTION SERVICE	NATIONAL PLANT BOARD CONFERENCE	8/19/2007	8/24/2007	HONOLULU	HI		98,433.70		31
ANIMAL AND PLANT HEALTH INSPECTION SERVICE	NATIONAL PLANT DIAGNOSTIC NETWORK	1/25/2007	1/30/2007	ORLANDO	FL		6,220.00		6
ANIMAL AND PLANT HEALTH INSPECTION SERVICE	NATIONAL PLANT INSPECTION STATION MEETING	9/24/2007	9/28/2007	GALVESTON	TX		9,397.82		10
ANIMAL AND PLANT HEALTH INSPECTION SERVICE	NATIVE AMERICAN FISH & WILDLIFE SOCIETY'S CONFERENCE	5/20/2007	5/25/2007	RENO	NV		1,484.00		1
ANIMAL AND PLANT HEALTH INSPECTION SERVICE	NORTH AMERICAN CUSTOMER SERVICE CONFERENCE	11/12/2006	11/16/2006	ORLANDO	FL		8,466.00		3
ANIMAL AND PLANT HEALTH INSPECTION SERVICE	NORTH AMERICAN PLANT PROTECTION ORGANIZATION	10/15/2006	10/20/2006	SCOTTSDALE	AZ		58,212.00		34
ANIMAL AND PLANT HEALTH INSPECTION SERVICE	NORTH AMERICAN PLANT PROTECTION ORGANIZATION	10/16/2006	10/20/2006	FORT MCDOWELL	AZ		111,473.00		59
ANIMAL AND PLANT HEALTH INSPECTION SERVICE	PARROT FESTIVAL EDUCATIONAL CONFERENCE	1/26/2007	1/28/2007	HOUSTON	TX		1,867.00		1
ANIMAL AND PLANT HEALTH INSPECTION SERVICE	PHYTOSANITARY CERTIFICATE ISSUANCE AND TRACKING	6/27/2007	6/27/2007	JAMAICA	NY		288.96		40

FY 2007

Agency Name	Conference Name	Dates of Travel		Location of Travel		Total Costs	Staff Attending
		Start	End	City	State		
ANIMAL AND PLANT HEALTH INSPECTION SERVICE	PLANT PROTECTION AND QUARANTINE GRASSHOPPER/MORMAN CONFERENCE	11/13/2006	11/17/2006	FORT COLLINS	CO	34,200.00	41
ANIMAL AND PLANT HEALTH INSPECTION SERVICE	PROTECTION FOR AVIAN INFLUENZA RESPONDERS	9/17/2007	9/19/2007	BETHESDA	MD	130,890.00	98
ANIMAL AND PLANT HEALTH INSPECTION SERVICE	REGIONAL CONFERENCE	10/23/2006	10/27/2006	AGADIR	MA	65,911.00	20
ANIMAL AND PLANT HEALTH INSPECTION SERVICE	REGIONAL CONFERENCE	11/27/2006	12/1/2006	OSAKA	JP	63,000.00	20
ANIMAL AND PLANT HEALTH INSPECTION SERVICE	RESEARCH SYMPOSIUM AND TRAINING SEMINAR	11/17/2006	11/17/2006	EAST WINDSOR	NJ	689.00	1
ANIMAL AND PLANT HEALTH INSPECTION SERVICE	RETIRED TRAINING FEDERAL SERVICE RETIREMENT SYSTEM	9/10/2007	9/11/2007	HONOLULU	HI	4,707.30	11
ANIMAL AND PLANT HEALTH INSPECTION SERVICE	SAFETY AND HEALTH CONFERENCE	4/22/2007	4/27/2007	KANSAS CITY	MO	10,211.00	7
ANIMAL AND PLANT HEALTH INSPECTION SERVICE	SAFETY AND HEALTH CONFERENCE	4/22/2007	4/26/2007	KANSAS CITY	MO	35,593.00	14
ANIMAL AND PLANT HEALTH INSPECTION SERVICE	SCIENTIST FOR ANIMAL WELFARE WORKSHOP	4/29/2007	5/1/2007	BOSTON	MA	929.00	1
ANIMAL AND PLANT HEALTH INSPECTION SERVICE	SPECIAL QUADRILATERAL WORKSHOP ON ZONING AND COMPARTMENTALIZATION	2/19/2007	2/22/2007	VANCOUVER	CA	3,574.00	1
ANIMAL AND PLANT HEALTH INSPECTION SERVICE	STATE CONFERENCE	4/2/2007	4/5/2007	WISCONSIN DELLS	WI	9,910.00	56
ANIMAL AND PLANT HEALTH INSPECTION SERVICE	STATE CONFERENCE	5/21/2007	5/25/2007	WALHONDING	OH	38,641.00	30
ANIMAL AND PLANT HEALTH INSPECTION SERVICE	TELEWORK USE CONFERENCE	10/17/2006	10/18/2006	ORLANDO	FL	2,688.00	2
ANIMAL AND PLANT HEALTH INSPECTION SERVICE	VIRGINIA BUDGET CONFERENCE	10/25/2006	10/26/2006	CHESTERFIELD	VA	1,949.00	9
ANIMAL AND PLANT HEALTH INSPECTION SERVICE	WILDLIFE DAMAGE MANAGEMENT CONFERENCE	4/8/2007	4/12/2007	CORPUS CHRISTI	TX	22,600.00	18
ANIMAL AND PLANT HEALTH INSPECTION SERVICE	WILDLIFE BABIES BIOLOGISTS CONFERENCE	2/6/2007	2/7/2007	GALVESTON	TX	898.00	1
COOPERATIVE STATE RESEARCH, EDUCATION AND EXTENSION SERVICE	21ST CENTURY FAMILIES CONFERENCE	4/18/2007	4/19/2007	LITTLE ROCK	AK	750.00	1
COOPERATIVE STATE RESEARCH, EDUCATION AND EXTENSION SERVICE	4-H SUMMIT	6/11/2007	6/14/2007	WASHINGTON	DC	2,155.94	12
COOPERATIVE STATE RESEARCH, EDUCATION AND EXTENSION SERVICE	ADMINISTRATIVE OFFICERS CONFERENCE	4/22/2007	4/26/2007	SEATTLE	WA	55,809.00	27
COOPERATIVE STATE RESEARCH, EDUCATION AND EXTENSION SERVICE	ADMINISTRATIVE OFFICERS CONFERENCE	7/23/2007	7/25/2007	SAVANNAH	GA	2,785.78	3
COOPERATIVE STATE RESEARCH, EDUCATION AND EXTENSION SERVICE	ALASKA INTER-TRIBAL COUNCIL NATIONAL CONFERENCE	6/8/2007	6/9/2007	NEW ORLEANS	LA	3,263.08	3
COOPERATIVE STATE RESEARCH, EDUCATION AND EXTENSION SERVICE	AMERICAN ASSOCIATION OF FAMILY AND CONSUMER SCIENCES CONFERENCE	6/20/2007	6/22/2007	RENO	NV	978.59	1
COOPERATIVE STATE RESEARCH, EDUCATION AND EXTENSION SERVICE	AMERICAN EVALUATION ASSOCIATION ANNUAL CONFERENCE	11/17/2006	11/20/2006	PORTLAND	OR	4,128.00	4
COOPERATIVE STATE RESEARCH, EDUCATION AND EXTENSION SERVICE	AMERICAN MEAT SCIENCE RECIPROCAL MEAT CONFERENCE	6/17/2007	6/20/2007	BROOKINGS	SD	1,023.14	1
COOPERATIVE STATE RESEARCH, EDUCATION AND EXTENSION SERVICE	AMERICAN PHYTOPATHOLOGICAL SOCIETY MEETING	7/28/2007	8/2/2007	SAN DIEGO	CA	9,063.30	4
COOPERATIVE STATE RESEARCH, EDUCATION AND EXTENSION SERVICE	AMERICAN SOCIETY OF AGRICULTURE AND BIOLOGICAL SCIENCES	6/19/2007	6/20/2007	MINNEAPOLIS	MN	3,880.47	2
COOPERATIVE STATE RESEARCH, EDUCATION AND EXTENSION SERVICE	AMERICAN SOCIETY OF ANIMAL DAIRY AND POLTRY SCIENCE AND AWARDSEE WORKSHOP	7/7/2007	7/13/2007	SAN ANTONIO	TX	6,870.78	5
COOPERATIVE STATE RESEARCH, EDUCATION AND EXTENSION SERVICE	AMERICAN SOCIETY OF MICROBIOLOGY	6/13/2007	6/17/2007	SALEM	MA	1,028.11	1
COOPERATIVE STATE RESEARCH, EDUCATION AND EXTENSION SERVICE	AMERICAN SOCIETY OF PLANT BIOLOGIST CONFERENCE	7/7/2007	7/9/2007	CHICAGO	IL	4,085.16	4
COOPERATIVE STATE RESEARCH, EDUCATION AND EXTENSION SERVICE	AQUATIC PLANT MANAGEMENT SOCIETY	7/19/2007	7/18/2007	NASHVILLE	TN	1,145.96	1
COOPERATIVE STATE RESEARCH, EDUCATION AND EXTENSION SERVICE	BIENNIAL CONFERENCE	8/19/2007	8/23/2007	PORTLAND	ME	3,091.36	2
COOPERATIVE STATE RESEARCH, EDUCATION AND EXTENSION SERVICE	BIOENERGY WORKSHOP	6/21/2007	6/22/2007	WASHINGTON	DC	3,551.39	6

FY 2007

Agency Name	Conference Name	Dates of Travel		Location of Travel		Total Costs	Staff Attending
		Start	End	City	State		
COOPERATIVE STATE RESEARCH, EDUCATION AND EXTENSION SERVICE	CHILDREN, YOUTH AND FAMILIES AT RISK CONFERENCE	8/1/2007	8/4/2007	CHICAGO	IL	12,118.00	8
COOPERATIVE STATE RESEARCH, EDUCATION AND EXTENSION SERVICE	CHILDREN, YOUTH AND FAMILIES AT RISK LIAISON CONFERENCE	11/26/2006	12/2/2006	KEY WEST	FL	4,299.00	3
COOPERATIVE STATE RESEARCH, EDUCATION AND EXTENSION SERVICE	COMMITTEE FOR SHARED LEADERSHIP FOR WATER QUALITY	7/23/2007	7/27/2007	ASHEVILLE	NC	3,470.22	2
COOPERATIVE STATE RESEARCH, EDUCATION AND EXTENSION SERVICE	COMMODITY CLASSIC CONVENTION AND TRADE SHOW	9/1/2007	9/3/2007	TAMPA	FL	899.00	1
COOPERATIVE STATE RESEARCH, EDUCATION AND EXTENSION SERVICE	CONFERENCE ON THE MANAGEMENT OF WATER QUALITY AND FOOD SAFETY	4/22/2007	4/25/2007	SAN LUIS OBISPO	CA	2,338.00	1
COOPERATIVE STATE RESEARCH, EDUCATION AND EXTENSION SERVICE	COPS SUMMER MEETING	7/23/2007	7/26/2007	PHILADELPHIA	PA	3,554.88	4
COOPERATIVE STATE RESEARCH, EDUCATION AND EXTENSION SERVICE	DEPARTMENT OF DEFENSE POLLUTION PREVENTION CONFERENCE	5/23/2007	5/24/2007	COLUMBUS	OH	583.00	1
COOPERATIVE STATE RESEARCH, EDUCATION AND EXTENSION SERVICE	EARLY CHILDHOOD SUMMIT PANELISTS AND PRESENTERS	7/23/2007	7/27/2007	WASHINGTON	DC	2,234.83	2
COOPERATIVE STATE RESEARCH, EDUCATION AND EXTENSION SERVICE	ECOLOGICAL SOCIETY OF AMERICA CONFERENCE	7/31/2007	8/1/2007	SAN JOSE	CA	4,200.38	3
COOPERATIVE STATE RESEARCH, EDUCATION AND EXTENSION SERVICE	ENGINEER'S WORKSHOP	7/23/2007	7/26/2007	WASHINGTON	DC	2,044.60	2
COOPERATIVE STATE RESEARCH, EDUCATION AND EXTENSION SERVICE	EXECUTIVE LEADERSHIP CONFERENCE	6/14/2007	6/20/2007	SAN DIEGO	CA	3,001.45	2
COOPERATIVE STATE RESEARCH, EDUCATION AND EXTENSION SERVICE	EXPANDED FOOD AND NUTRITION EDUCATION PROGRAM/FOOD STAMP NUTRITION EDUCATION	1/17/2006	1/19/2006	WILMINGTON	DE	1,157.00	2
COOPERATIVE STATE RESEARCH, EDUCATION AND EXTENSION SERVICE	EXTENSION DISASTER EDUCATION NETWORK REGIONAL ANIMAL AGRO-SECURITY	3/27/2007	3/28/2007	GRANTVILLE	PA	1,051.00	3
COOPERATIVE STATE RESEARCH, EDUCATION AND EXTENSION SERVICE	EXTENSION DISASTER EDUCATION NETWORK REGIONAL ANIMAL AGRO-SECURITY	4/3/2007	4/4/2007	LAS CRUCES	NM	2,181.00	2
COOPERATIVE STATE RESEARCH, EDUCATION AND EXTENSION SERVICE	FIRST NATIONAL RURAL ASSEMBLY	6/25/2007	6/27/2007	LOUDOUN COUNTY	VA	166.00	1
COOPERATIVE STATE RESEARCH, EDUCATION AND EXTENSION SERVICE	GRASSLAND STAKEHOLDERS MEETING	9/8/2007	9/14/2007	TAMPA	FL	3,117.33	1
COOPERATIVE STATE RESEARCH, EDUCATION AND EXTENSION SERVICE	HELPING AMERICA'S YOUTH REGIONAL CONFERENCE	7/31/2007	8/3/2007	MINNEAPOLIS	MN	1,270.62	1
COOPERATIVE STATE RESEARCH, EDUCATION AND EXTENSION SERVICE	HISPANIC ASSOCIATION OF COLLEGES AND UNIVERSITIES ANNUAL CONFERENCE	10/28/2006	11/2/2006	SAN ANTONIO	TX	1,568.00	1
COOPERATIVE STATE RESEARCH, EDUCATION AND EXTENSION SERVICE	IMPORTED FIRE ANT CONFERENCE	4/23/2007	4/26/2007	GAINESVILLE	FL	1,588.00	1
COOPERATIVE STATE RESEARCH, EDUCATION AND EXTENSION SERVICE	INTERNATIONAL ASSOCIATION FOR FOOD PROTECTION	7/8/2007	7/11/2007	LAKE BUENA VISTA	FL	1,263.09	2
COOPERATIVE STATE RESEARCH, EDUCATION AND EXTENSION SERVICE	INTERNATIONAL FOOD AND NUTRITION CONFERENCE	10/8/2006	10/11/2006	TUSKEGEE	AL	886.00	1
COOPERATIVE STATE RESEARCH, EDUCATION AND EXTENSION SERVICE	INTERNATIONAL SYMPOSIUM ON SOCIETY AND RESOLUTION MANAGEMENT	6/18/2007	6/20/2007	PARK CITY	UT	922.36	1
COOPERATIVE STATE RESEARCH, EDUCATION AND EXTENSION SERVICE	JOINT RIO GRANDE BASIN INITIATIVES ANNUAL CONFERENCE	5/14/2007	5/17/2007	SOUTH PADRE ISLAND	TX	1,127.00	1
COOPERATIVE STATE RESEARCH, EDUCATION AND EXTENSION SERVICE	LIVESTOCK INSECT WORKERS CONFERENCE & SYMPOSIUM 51ST ANNUAL MEETING	6/9/2007	6/14/2007	LEXINGTON	KY	1,688.26	1
COOPERATIVE STATE RESEARCH, EDUCATION AND EXTENSION SERVICE	MIDATLANTIC REGIONAL WATER COORDINATION PROJECT REVIEW	6/21/2007	6/24/2007	RALEIGH	NC	638.32	1
COOPERATIVE STATE RESEARCH, EDUCATION AND EXTENSION SERVICE	NATIONAL 4-H LEARNING PRIORITIES (VOLUNTEERISM)	7/14/2007	7/15/2007	PHILADELPHIA	PA	483.70	1
COOPERATIVE STATE RESEARCH, EDUCATION AND EXTENSION SERVICE	NATIONAL AGRABILITY WORKSHOP	11/13/2006	11/15/2006	JACKSON	MS	1,994.00	2
COOPERATIVE STATE RESEARCH, EDUCATION AND EXTENSION SERVICE	NATIONAL AQUACULTURE EXTENSION CONFERENCE	4/30/2007	5/2/2007	CINCINNATI	OH	2,584.00	2
COOPERATIVE STATE RESEARCH, EDUCATION AND EXTENSION SERVICE	NATIONAL ASSOCIATION FOR EXTENSION 4-H AGENTS CONFERENCE	10/21/2006	10/25/2006	MILWAUKEE	WI	19,815.00	11
COOPERATIVE STATE RESEARCH, EDUCATION AND EXTENSION SERVICE	NATIONAL ASSOCIATION OF COMMISSIONED TRAVEL AGENTS CONFERENCE	6/18/2007	6/22/2007	INDIANAPOLIS	IN	1,865.92	2
COOPERATIVE STATE RESEARCH, EDUCATION AND EXTENSION SERVICE	NATIONAL COLLEGIATE 4-H CONFERENCE	2/16/2007	2/19/2007	BATON ROUGE	LA	1,080.00	1

FY 2007

Agency/Name	Conference Name	Dates of Travel		Location of Travel		Total Costs		Staff Attending
		Start	End	City	State			
COOPERATIVE STATE RESEARCH, EDUCATION AND EXTENSION SERVICE	NATIONAL CONFERENCE FACILITATING EDUCATION	7/10/2007	7/17/2007	ITHACA	NY	907.38		1
COOPERATIVE STATE RESEARCH, EDUCATION AND EXTENSION SERVICE	NATIONAL CONFERENCE ON GRAZING LANDS	12/10/2006	12/13/2006	ST. LOUIS	MO	917.00		1
COOPERATIVE STATE RESEARCH, EDUCATION AND EXTENSION SERVICE	NATIONAL CONSERVATION DISTRICT CONFERENCE	2/4/2007	2/7/2007	LOS ANGELES	CA	1,070.00		1
COOPERATIVE STATE RESEARCH, EDUCATION AND EXTENSION SERVICE	NATIONAL COOPERATIVE SOIL SURVEY CONFERENCE	8/3/2007	8/8/2007	MADISON	WI	1,016.45		1
COOPERATIVE STATE RESEARCH, EDUCATION AND EXTENSION SERVICE	NATIONAL EXTENSION CONFERENCE ON VOLUNTEERISM	4/15/2007	4/22/2007	JUNCTION CITY	KS	1,160.00		1
COOPERATIVE STATE RESEARCH, EDUCATION AND EXTENSION SERVICE	NATIONAL FAMILY LIFE SPECIALISTS CONFERENCE	7/30/2007	8/2/2007	ATLANTA	GA	4,083.99		5
COOPERATIVE STATE RESEARCH, EDUCATION AND EXTENSION SERVICE	NATIONAL INSTITUTE FOR OCCUPATIONAL SAFETY AND HEALTH CONFERENCE	3/28/2007	3/30/2007	NEWPORT BEACH	CA	956.00		1
COOPERATIVE STATE RESEARCH, EDUCATION AND EXTENSION SERVICE	NATIONAL NATURAL AGRICULTURE CONFERENCE	1/25/2006	1/29/2006	PASADENA	CA	839.00		1
COOPERATIVE STATE RESEARCH, EDUCATION AND EXTENSION SERVICE	NATIONAL PROGRAM 108 NATIONAL PROGRAM LEADER INTERVIEW PANELIST	8/6/2007	8/8/2007	WASHINGTON	DC	488.50		1
COOPERATIVE STATE RESEARCH, EDUCATION AND EXTENSION SERVICE	NATIONAL SCIENCE TEACHERS CONFERENCE	3/28/2007	4/1/2007	ST. LOUIS	MO	1,039.00		1
COOPERATIVE STATE RESEARCH, EDUCATION AND EXTENSION SERVICE	NATIONAL SOYBEAN RUST SYMPOSIUM	11/28/2006	12/2/2006	ST. LOUIS	MO	1,292.00		1
COOPERATIVE STATE RESEARCH, EDUCATION AND EXTENSION SERVICE	NORTH AMERICAN WILDLIFE AND NATURAL RESOURCES CONFERENCE	3/19/2007	3/24/2007	PORTLAND	OR	3,777.00		6
COOPERATIVE STATE RESEARCH, EDUCATION AND EXTENSION SERVICE	NORTH CENTRAL CSREES BUSINESS OFFICERS CONFERENCE	9/25/2007	9/26/2007	CLEVELAND	OH	577.35		1
COOPERATIVE STATE RESEARCH, EDUCATION AND EXTENSION SERVICE	NUTRITION AND GENETICS PANEL REVIEW	6/17/2007	6/18/2007	PRINCE GEORGES	MD	3,405.48		5
COOPERATIVE STATE RESEARCH, EDUCATION AND EXTENSION SERVICE	PARASITIC PLANT SYMPOSIUM CONFERENCE	8/4/2007	8/7/2007	CHARLOTTE/ILLE	VA	825.08		1
COOPERATIVE STATE RESEARCH, EDUCATION AND EXTENSION SERVICE	PARTNERS 20-FUELING AMERICA, SWITCHGRASS SYNERGY	7/17/2007	7/20/2007	MILAN	IN	1,558.88		1
COOPERATIVE STATE RESEARCH, EDUCATION AND EXTENSION SERVICE	PATHOLOGY CONGRESS	5/17/2007	5/24/2007	CANCUN	MX	2,194.00		1
COOPERATIVE STATE RESEARCH, EDUCATION AND EXTENSION SERVICE	PEER REVIEW GROUP SESSION	6/11/2007	6/14/2007	WASHINGTON	DC	5,897.30		5
COOPERATIVE STATE RESEARCH, EDUCATION AND EXTENSION SERVICE	PROGRAM PLANNING	7/24/2007	7/26/2007	WASHINGTON	DC	823.89		1
COOPERATIVE STATE RESEARCH, EDUCATION AND EXTENSION SERVICE	PURDUE ADVISORY COMMITTEE	7/25/2007	7/26/2007	INDIANAPOLIS	IN	932.89		2
COOPERATIVE STATE RESEARCH, EDUCATION AND EXTENSION SERVICE	RICE CONFERENCE	10/31/2006	11/1/2006	IRVING	TX	976.00		1
COOPERATIVE STATE RESEARCH, EDUCATION AND EXTENSION SERVICE	ROUNDTABLE ON SUSTAINABLE FORESTS AND NATIONAL TECHNICAL WORKSHOPS	9/4/2007	9/7/2007	MADISON	WI	1,177.57		1
COOPERATIVE STATE RESEARCH, EDUCATION AND EXTENSION SERVICE	RURAL SOCIETY MEETINGS	7/29/2007	8/4/2007	SANTA CLARA	CA	3,873.14		2
COOPERATIVE STATE RESEARCH, EDUCATION AND EXTENSION SERVICE	RURAL WOMEN'S HEALTH CONFERENCE	11/16/2006	11/17/2006	SAN ANTONIO	TX	1,231.00		2
COOPERATIVE STATE RESEARCH, EDUCATION AND EXTENSION SERVICE	SCHOOL OF ENVIRONMENT, RESOURCES AND DEVELOPMENT RETREAT	6/10/2007	6/13/2007	COLLEGE STATION	TX	1,133.10		1
COOPERATIVE STATE RESEARCH, EDUCATION AND EXTENSION SERVICE	SOCIETY FOR NUTRITION EDUCATION CONFERENCE	7/26/2007	7/31/2007	CHICAGO	IL	18,395.73		12
COOPERATIVE STATE RESEARCH, EDUCATION AND EXTENSION SERVICE	SOCIETY FOR THE STUDY OF REPRODUCTION	7/21/2007	7/26/2007	SAN ANTONIO	TX	1,505.32		1
COOPERATIVE STATE RESEARCH, EDUCATION AND EXTENSION SERVICE	STATE AERIAL APPLICATIONS CONVENTION	2/28/2007	3/3/2007	SIOUX FALLS	SD	676.00		1
COOPERATIVE STATE RESEARCH, EDUCATION AND EXTENSION SERVICE	SUMMER MEETING	8/25/2007	8/27/2007	BATON ROUGE	LA	5,711.81		4
COOPERATIVE STATE RESEARCH, EDUCATION AND EXTENSION SERVICE	THE ANNUAL CONFERENCE FOR THE ASSOCIATION FOR THE ADVANCEMENT OF INDUSTRIAL	10/15/2006	10/19/2006	SAN DIEGO	CA	1,500.00		1
COOPERATIVE STATE RESEARCH, EDUCATION AND EXTENSION SERVICE	TRENDS IN THE APPLICATION OF GENOMICS IN AGRICULTURAL RESEARCH	9/10/2007	9/13/2007	LAFAYETTE	IN	1,149.88		1
COOPERATIVE STATE RESEARCH, EDUCATION AND EXTENSION SERVICE	UNIVERSITY OF GUAM	9/22/2007	9/27/2007	GUAM	GU	1,155.94		1

FY 2007

Agency Name	Conference Name	Dates of Travel		Location of Travel		Total Costs	Staff Attending
		Start	End	City	State		
COOPERATIVE STATE RESEARCH, EDUCATION AND EXTENSION SERVICE	USDA INFORMATION TECHNOLOGY LEADERSHIP CONFERENCE	3/21/2007	3/23/2007	CAMBRIDGE	MD	404.00	1
COOPERATIVE STATE RESEARCH, EDUCATION AND EXTENSION SERVICE	USER GROUP CONFERENCE	7/17/2007	7/20/2007	SAN ANTONIO	TX	1,186.19	1
COOPERATIVE STATE RESEARCH, EDUCATION AND EXTENSION SERVICE	WATER REUSE IN AGRICULTURE CONFERENCE	10/28/2006	11/1/2006	SANTA ROSA	CA	2,750.00	2
DEPARTMENTAL ADMINISTRATION	AGRICULTURAL EMERGENCY RESPONSE TRAINING	6/17/2007	6/22/2007	ANISTON	AL	964.24	1
DEPARTMENTAL ADMINISTRATION	ANNUAL GOVERNMENT PERFORMANCE SUMMIT 2007	1/26/2007	1/31/2007	WASHINGTON	DC	2,464.00	3
DEPARTMENTAL ADMINISTRATION	BLACK WOMENS CONFERENCE	10/31/2006	10/31/2006	OXON HILL	MD	345.00	1
DEPARTMENTAL ADMINISTRATION	COMPUTER HARDWARE REPAIR & UPGRADE	4/28/2007	6/30/2007	MONTGOMERY	MD	507.00	1
DEPARTMENTAL ADMINISTRATION	CON 120 DENVER COMPUTING CENTER VISIT	7/22/2007	9/3/2007	DENVER	CO	3,301.54	2
DEPARTMENTAL ADMINISTRATION	CON 204	7/23/2007	8/3/2007	WASHINGTON	DC	3,722.00	1
DEPARTMENTAL ADMINISTRATION	CONTINGENCY PLANNING MANAGEMENT EXPO (CPM) WEST 2007	5/22/2007	5/24/2007	LAS VEGAS	NV	2,422.00	2
DEPARTMENTAL ADMINISTRATION	CONTINUITY PLANNING MANAGEMENT (CPM) WEST CONFERENCE	5/21/2007	5/25/2007	LAS VEGAS	NV	2,482.00	1
DEPARTMENTAL ADMINISTRATION	COUNCIL ON GOVERNMENT ETHICS LAWS CONFERENCE	9/10/2007	9/13/2007	VICTORIA	CH	3,041.28	1
DEPARTMENTAL ADMINISTRATION	COUNCIL ON ONIZING RADIATION MEASUREMENTS AND STANDARDS	10/23/2006	10/26/2006	GATHERSBURG	MD	400.00	4
DEPARTMENTAL ADMINISTRATION	DEPARTMENT OF INTERIOR DRUG/ALCOHOL TESTING PROGRAM TRAINING CONFERENCE	3/6/2007	3/6/2007	MIAMI	FL	969.00	1
DEPARTMENTAL ADMINISTRATION	DISPUTE RESOLUTION SKILLS	9/2/2007	9/6/2007	SAN FRANCISCO	CA	3,225.00	1
DEPARTMENTAL ADMINISTRATION	ENTERPRISE CONTINGENCY PLANNING PROGRAM USER GROUP CONFERENCE	7/16/2007	7/19/2007	SAN ANTONIO	TX	1,838.75	2
DEPARTMENTAL ADMINISTRATION	ESS EXPO 06	10/6/2006	10/12/2006	PHOENIX	AZ	3,196.00	1
DEPARTMENTAL ADMINISTRATION	FEDERAL REAL PROPERTY LEASING	6/19/2007	6/22/2007	WASHINGTON	DC	960.00	1
DEPARTMENTAL ADMINISTRATION	FEDERAL RETIREMENT SEMINAR SOLUTIONS	1/30/2007	2/1/2007	ARLINGTON	VA	550.00	1
DEPARTMENTAL ADMINISTRATION	FEDFLEET 2007	7/22/2007	7/26/2007	ORLANDO	FL	3,498.16	2
DEPARTMENTAL ADMINISTRATION	FOOD SAFETY AND INSPECTION SERVICE DIVERSITY CONFERENCE	9/27/2007	8/30/2007	DENVER	CO	1,229.89	1
DEPARTMENTAL ADMINISTRATION	GENERAL SERVICES ADMINISTRATION TRAVEL TRAINING	7/24/2007	7/25/2007	WASHINGTON	DC	756.00	1
DEPARTMENTAL ADMINISTRATION	GOVERNMENT PERFORMANCE SUMMIT	1/29/2007	1/31/2007	WASHINGTON	DC	860.00	1
DEPARTMENTAL ADMINISTRATION	HAZARDOUS MATERIALS MANAGEMENT DIVISION STRATEGIC PLANNING/TEAM BUILDING	9/13/2007	9/14/2007	WASHINGTON	DC	19,200.00	7
DEPARTMENTAL ADMINISTRATION	HUMAN RESOURCES INTRODUCTION	8/4/2007	8/24/2007	WASHINGTON	DC	795.00	1
DEPARTMENTAL ADMINISTRATION	INTEGRATED ACQUISITION SYSTEM TRAINING	6/20/2007	8/24/2007	WASHINGTON	DC	2,697.07	1
DEPARTMENTAL ADMINISTRATION	INTERNATIONAL SECURITY CONFERENCE & EXPO (ISC) WEST 2007	3/28/2007	3/30/2007	LAS VEGAS	NV	3,417.00	2
DEPARTMENTAL ADMINISTRATION	MAIL MANAGEMENT CONFERENCE	9/9/2007	9/9/2007	ARLINGTON	VA	332.00	2
DEPARTMENTAL ADMINISTRATION	MENDELHALL SCHOOL OF AUCTIONEERING	6/22/2007	6/10/2007	HIGH POINT	NC	5,897.31	2
DEPARTMENTAL ADMINISTRATION	MIXED WASTE TREATMENT FORUM	12/17/2006	12/14/2006	NASHVILLE	TN	1,092.00	4
DEPARTMENTAL ADMINISTRATION	NATIONAL ASSOCIATION OF WOMEN BUSINESS OWNERS PUBLIC POLICY DAYS CONFERENCE	2/26/2007	2/26/2007	WASHINGTON	DC	8.00	1
DEPARTMENTAL ADMINISTRATION	NATIONAL CONTRACTS MANAGEMENT ASSOCIATION WORLD CONGRESS	4/23/2007	4/25/2007	DALLAS	TX	3,561.00	2

FY 2007

Agency Name	Conference Name	Dates of Travel		Location of Travel		Total Costs	Staff Assigning
		Start	End	City	State		
DEPARTMENTAL ADMINISTRATION	NATIONAL POSTAL FORUM	3/25/2007	3/26/2007	WASHINGTON	DC	3,450.00	4
DEPARTMENTAL ADMINISTRATION	NATIONAL RECYCLING COALITION ANNUAL CONGRESS & EXPO	9/16/2007	9/19/2007	DENVER	CO	1,797.00	1
DEPARTMENTAL ADMINISTRATION	NORTHERN LATITUDES MINING RECLAMATION WORKSHOP	5/14/2007	5/17/2007	JUNEAU	AK	1,878.00	1
DEPARTMENTAL ADMINISTRATION	OFFICE OF SMALL AND DISADVANTAGED BUSINESS UTILITIES PROCUREMENT AND BUSINESS	4/17/2007	4/17/2007	UPPER MERLBORO	MD	58.00	2
DEPARTMENTAL ADMINISTRATION	ORACLE OPEN WORLD	10/22/2006	10/27/2006	SAN FRANCISCO	CA	3,274.00	1
DEPARTMENTAL ADMINISTRATION	PRE-RETIREMENT TRAINING	8/6/2007	8/7/2007	WASHINGTON	DC	430.00	1
DEPARTMENTAL ADMINISTRATION	RADIOWAVE SUMMIT	9/4/2007	9/7/2007	LAS VEGAS	NV	1,643.13	1
DEPARTMENTAL ADMINISTRATION	RETIREMENT PLANNING FOR FEDERAL RETIREES	9/17/2007	9/18/2007	VIENNA	VA	425.00	1
DEPARTMENTAL ADMINISTRATION	SMARTPAY2 CONFERENCE	8/20/2007	8/24/2007	PHILADELPHIA	PA	2,078.30	2
DEPARTMENTAL ADMINISTRATION	STRENGTHENING THE MID-ATLANTIC REGION FOR TOMORROW (SMART) PROC 2008	10/27/2006	10/27/2006	FREDERICK	MD	39.00	1
DEPARTMENTAL ADMINISTRATION	STROHL SYSTEMS INTERNATIONAL USER GROUP CONFERENCE	4/22/2007	4/26/2007	PHOENIX	AZ	3,598.00	1
DEPARTMENTAL ADMINISTRATION	TEAMING TO WIN	5/29/2007	5/31/2007	WHEELING	WV	891.00	1
DEPARTMENTAL ADMINISTRATION	U.S. WOMEN'S CHAMBER OF COMMERCE SMALL BUSINESS SUMMIT	3/21/2007	3/22/2007	WASHINGTON	DC	8.00	1
DEPARTMENTAL ADMINISTRATION	WORLD CONGRESS ON DISABILITY	11/17/2006	11/19/2006	PHILADELPHIA	PA	659.00	1
DEPARTMENTAL ADMINISTRATION	XPLOR MID-ATLANTIC REGION ORG	10/26/2006	10/27/2006	OCEAN CITY	MD	657.00	1
ECONOMIC RESEARCH SERVICE	ALLIED SOCIAL SCIENCE ASSOCIATION	1/5/2007	1/7/2007	CHICAGO	IL	9,233.00	8
ECONOMIC RESEARCH SERVICE	AMERICAN AGRICULTURAL ECONOMICS ASSOCIATION	7/28/2007	9/1/2007	PORTLAND	OR	10,055.60	12
ECONOMIC RESEARCH SERVICE	AMERICAN ASSOCIATION OF FOOD STAMP DIRECTORS	10/20/2006	10/25/2006	PHOENIX	AZ	1,608.00	1
ECONOMIC RESEARCH SERVICE	AMERICAN SOCIOLOGICAL ASSOCIATION CONFERENCE	8/1/2007	8/13/2007	MANHATTAN	NY	1,318.31	1
ECONOMIC RESEARCH SERVICE	BELTWISE COTTON CONFERENCE	9/8/2007	9/12/2007	LUBBOCK	TX	1,445.29	1
ECONOMIC RESEARCH SERVICE	BOFUELS FOOD & FEED TRADEOFFS	4/12/2007	4/13/2007	ST LOUIS	MO	2,460.00	3
ECONOMIC RESEARCH SERVICE	FOOD PRODUCT COMPOSITION AND PUBLIC HEALTH: IMPLICATIONS FOR FOOD POLICY	4/10/2007	4/15/2007	BERKELEY	CA	8,507.00	6
ECONOMIC RESEARCH SERVICE	HOW DESIGN CONFERENCE	8/8/2007	8/13/2007	ATLANTA	GA	1,515.70	1
ECONOMIC RESEARCH SERVICE	INTERNATIONAL AGRICULTURAL TRADE RESEARCH CONSORTIUM	1/23/2006	1/25/2006	ST. PETERSBURG	FL	7,533.00	8
ECONOMIC RESEARCH SERVICE	INTERNATIONAL CONFERENCES ON ESTABLISHMENT SURVEYS	6/19/2007	6/21/2007	MONTREAL	CA	1,558.50	1
ECONOMIC RESEARCH SERVICE	INTERNATIONAL TRADE DATA USERS CONFERENCE	6/18/2007	6/22/2007	MANHATTAN	NY	949.21	1
ECONOMIC RESEARCH SERVICE	NORTHEASTERN AGRICULTURAL RESEARCH GROUP	6/10/2007	6/12/2007	REHOBOTH BEACH	DE	939.30	3
ECONOMIC RESEARCH SERVICE	ORGANISATION FOR ECONOMIC CO-OPERATION AND DEVELOPMENT CONFERENCE	6/30/2007	7/5/2007	PARIS	FR	5,403.95	2
ECONOMIC RESEARCH SERVICE	SMALL FARMERS AND RANCHERS CONFERENCE	9/12/2007	9/16/2007	MILWAUKEE	WI	2,228.96	2
ECONOMIC RESEARCH SERVICE	SOIL AND WATER CONSERVATION SOCIETY	10/10/2006	10/13/2006	KANSAS CITY	MO	2,617.00	3
ECONOMIC RESEARCH SERVICE	USA RICE OUTLOOK FORUM	1/23/2006	1/26/2006	LAS VEGAS	NV	950.00	1
ECONOMIC RESEARCH SERVICE	WESTERN REGIONAL BIOMASS FEEDSTOCK PARTNERSHIP WORKSHOP	9/26/2007	9/27/2007	FT. COLLINS	CO	2,088.48	1



FY 2007

Agency Name	Conference Name	Dates of Travel		Location of Travel		Total Costs		Staff Attending
		Start	End	City	State			
FARM SERVICE AGENCY	ABA NATIONAL AGRICULTURAL BANKERS CONFERENCE	11/11/2006	11/15/2006	WASHINGTON	DC	5,558.00		6
FARM SERVICE AGENCY	ADVANCING RENEWABLE ENERGY CONFERENCE	10/10/2006	10/12/2006	ST. LOUIS	MO	5,019.00		5
FARM SERVICE AGENCY	AGRICULTURAL FINANCE	10/9/2006	10/10/2006	WASHINGTON	DC	934.00		1
FARM SERVICE AGENCY	AGRICULTURE COUNCIL CONFERENCE	12/4/2006	12/8/2006	WASHINGTON	DC	3,165.00		3
FARM SERVICE AGENCY	AGRICULTURE EXPOSITION	12/8/2006	12/8/2006	PLANT CITY	FL	22.00		1
FARM SERVICE AGENCY	AMARILLO FARM SHOW	11/28/2006	11/29/2006	ADAMOR	TX	244.00		1
FARM SERVICE AGENCY	AND CONSUMER SERVICES	13/9/2007	2/1/2007	WASHINGTON	DC	1,423.00		1
FARM SERVICE AGENCY	APPRAISAL ACTIVITY	11/28/2006	11/28/2006	ATHENS	GA	2,776.00		5
FARM SERVICE AGENCY	AQUACULTURE WORKSHOP	11/2/2006	11/3/2006	STATESBORO	GA	266.00		1
FARM SERVICE AGENCY	CENTRALIZED LEASING TRAINING	4/9/2007	4/13/2007	WASHINGTON	DC	5,075.00		4
FARM SERVICE AGENCY	CIVIL RIGHTS COORDINATORS ORIENTATION	4/23/2007	4/26/2007	WASHINGTON	DC	959.00		1
FARM SERVICE AGENCY	CIVIL RIGHTS COORDINATORS TRAINING	4/23/2007	4/27/2007	WASHINGTON	DC	18,902.00		20
FARM SERVICE AGENCY	CONSERVATION RESERVE PROGRAM TRAINING	1/8/2007	1/8/2007	BOISE	ID	99.00		1
FARM SERVICE AGENCY	CONTRACTING OFFICER REPRESENTATIVE TRAINING	4/30/2007	5/4/2007	WASHINGTON	DC	685.00		1
FARM SERVICE AGENCY	COUNTY OFFICE COMMITTEE ORIENTATION	5/15/2007	5/15/2007	MADEIRA	MN	33.00		1
FARM SERVICE AGENCY	COUNTY OFFICE COMMITTEE TRAINING	2/21/2007	2/21/2007	FLEMING	NJ	218.00		9
FARM SERVICE AGENCY	DO TRAINING	4/23/2007	4/26/2007	LITTLEFIELD	TX	1,063.00		2
FARM SERVICE AGENCY	EEO TRAINING	4/10/2007	4/12/2007	SYRACUSE	NY	592.00		1
FARM SERVICE AGENCY	EEO TRAINING	4/30/2007	5/4/2007	WASHINGTON	DC	2,897.00		2
FARM SERVICE AGENCY	EEO TRAINING	5/15/2007	5/19/2007	DAVIS	CA	1,073.00		2
FARM SERVICE AGENCY	FARMERS CONFERENCE	2/22/2007	2/23/2007	EUTAW	AL	304.00		1
FARM SERVICE AGENCY	FOOD AID CONFERENCE	4/17/2007	4/18/2007	WASHINGTON	DC	642.00		1
FARM SERVICE AGENCY	FREIGHT BID ENTRY SYSTEM (FBES) TRAINING	10/31/2006	11/3/2006	KANSAS CITY	MO	5,228.00		4
FARM SERVICE AGENCY	GEOGRAPHIC INFORMATION SYSTEMS CONFERENCE	5/7/2007	5/9/2007	EAST LANSING	MI	286.00		1
FARM SERVICE AGENCY	GRAIN AND OIL SEED TRANSPORTATION CONFERENCE	4/25/2007	4/27/2007	KANSAS CITY	MO	849.00		1
FARM SERVICE AGENCY	GUARANTEED LENDER TRAINING	10/24/2006	10/25/2006	ATHENS	GA	128.00		1
FARM SERVICE AGENCY	GUARANTEED LENDER TRAINING	11/9/2006	11/9/2006	ATHENS	GA	128.00		1
FARM SERVICE AGENCY	HYPERION GLOBAL CONFERENCE	4/22/2007	4/25/2007	ALEXANDRIA	VA	1,254.00		1
FARM SERVICE AGENCY	IFAC CONFERENCE	4/18/2007	4/18/2007	WASHINGTON	DC	1,562.00		2
FARM SERVICE AGENCY	INCA, IAC & AVI CONFERENCE IN LAS VEGAS WITH BETTY HOOK	12/4/2006	12/7/2006	RENO	NV	688.00		1
FARM SERVICE AGENCY	KASCOE CONFERENCE IN OWENSBORO KY	10/25/2006	10/26/2006	WASHINGTON	DC	1,418.00		1

FY 2007

Agency Name	Conference Name	Dates of Travel		Location of Travel		Total Costs		Staff Attending
		Start	End	City	State			
FARM SERVICE AGENCY	LANGSTON UNIV AG ALUMNI ASSOC PANEL DISCUSSION	10/26/2006	10/26/2006	COLLEGE STATION	TX	556.00		1
FARM SERVICE AGENCY	LENDER TRAINING	10/17/2006	11/17/2006	ATHENS	GA	515.00		1
FARM SERVICE AGENCY	LENDER TRAINING	10/23/2006	11/16/2006	ATHENS	GA	466.00		1
FARM SERVICE AGENCY	LENDERS SUMMIT	12/7/2006	12/9/2006	WASHINGTON	DC	660.00		1
FARM SERVICE AGENCY	NATIONWIDE TRAVEL EXAMINATIONS	1/6/2007	2/2/2007	SPRINGFIELD	OH	2,740.00		1
FARM SERVICE AGENCY	NGFA ANNUAL CONVENTION	3/18/2007	3/26/2007	KANSAS CITY	MO	1,286.00		1
FARM SERVICE AGENCY	NORTH AMERICAN WILDLIFE & NATURAL RESOURCES CONFERENCE	3/19/2007	3/23/2007	WASHINGTON	DC	1,182.00		1
FARM SERVICE AGENCY	NORTH SOUTH INSTITUTE ANNUAL SYMPOSIUM	12/6/2006	12/6/2006	WASHINGTON	DC	666.00		1
FARM SERVICE AGENCY	NORTH SOUTH INSTITUTE ANNUAL SYMPOSIUM	1/16/2007	1/19/2007	WASHINGTON	DC	1,434.00		1
FARM SERVICE AGENCY	PAYMENT LIMITATION TRAINING	11/13/2006	11/14/2006	TUSCALOOSA	AL	239.00		1
FARM SERVICE AGENCY	POULTRY SLAUGHTER SESSION	10/16/2006	11/17/2006	SHOWHEGAN	ME	101.00		1
FARM SERVICE AGENCY	SAS GLOBAL FORUM	4/15/2007	4/19/2007	WASHINGTON	DC	1,426.00		1
FARM SERVICE AGENCY	SETTLEMENT CONFERENCE	2/1/2007	2/3/2007	KANSAS CITY	MO	988.00		1
FARM SERVICE AGENCY	SOL CONFERENCE	11/5/2006	11/10/2006	KANSAS CITY	MO	1,476.00		1
FARM SERVICE AGENCY	SOL SERVER 2006 PASS CONFERENCE COMMUNITY SUMMIT	11/12/2006	11/18/2006	KANSAS CITY	MO	1,936.00		1
FARM SERVICE AGENCY	STATE DO CONFERENCE	4/23/2007	4/25/2007	EDEN	TX	476.00		1
FARM SERVICE AGENCY	SUNBELT EXPO	10/11/2006	10/18/2006	ATHENS	GA	286.00		1
FARM SERVICE AGENCY	TAG WORKSHOP	12/13/2006	12/14/2006	ATHENS	GA	128.00		1
FARM SERVICE AGENCY	TULARE FIELD OFFICE PL TRAINING	5/6/2007	5/6/2007	MODESTO	CA	136.00		1
FARM SERVICE AGENCY	TULARE FIELD OFFICE PL TRAINING	5/15/2007	5/15/2007	MODESTO	CA	132.00		1
FARM SERVICE AGENCY	USDA GREENHOUSE GAS SYMPOSIUM	2/4/2007	2/6/2007	WASHINGTON	DC	817.00		1
FARM SERVICE AGENCY	WILDLIFE FEDERATION/IF OF SOUTHERN COOPERATIVES	2/22/2007	2/10/2007	ATHENS	GA	460.00		1
FARM SERVICE AGENCY	YOUTH FARMER CONVENTION	1/27/2007	1/27/2007	WASHINGTON	GA	67.00		1
FARM SERVICE AGENCY	YOUTH MOTIVATION TASK FORCE CONFERENCE PROGRAM	10/6/2006	10/11/2006	WASHINGTON	DC	1,158.00		1
FOOD AND NUTRITION SERVICE	AMERICAN COMMODITY DISTRIBUTION ASSOCIATION NATIONAL CONFERENCE	3/29/2007	4/1/2007	ORLANDO	FL	19,033.00		19
FOOD AND NUTRITION SERVICE	AMERICAN PUBLIC HEALTH ASSOCIATION ANNUAL CONFERENCE	11/4/2006	11/6/2006	BOSTON	MA	7,385.00		7
FOOD AND NUTRITION SERVICE	AMERICAN PUBLIC SERVICES ASSOCIATION CONFERENCE	10/22/2006	10/26/2006	PHOENIX	AZ	23,378.00		20
FOOD AND NUTRITION SERVICE	CALIFORNIA CHILDHOOD OBESITY CONFERENCE	1/23/2007	1/26/2007	ORANGE	CA	6,659.00		7
FOOD AND NUTRITION SERVICE	NATIONAL ASSOCIATION OF FARMERS MARKET NUTRITION PROGRAMS CONFERENCE	10/15/2006	10/20/2006	SPARKS	NM	11,665.00		11
FOOD AND NUTRITION SERVICE	NATIONAL COMMODITY SUPPLEMENTAL FOOD PROGRAM ASSOCIATION ANNUAL	2/28/2007	3/1/2007	WASHINGTON	DC	6,796.00		6
FOOD AND NUTRITION SERVICE	NATIONAL WOMEN INFANTS & CHILDREN (WIC) CONFERENCE	4/26/2007	5/1/2007	PITTSBURGH	PA	14,211.00		13
FOOD AND NUTRITION SERVICE	SPECIAL NUTRITION PROGRAMS STATE AGENCIES CONFERENCE	5/15/2007	5/17/2007	GETTYSBURG	PA	11,539.00		24

FY 2007

Agency Name	Conference Name	Dates of Travel		Location of Travel			Total Costs		Staff Attending
		Start	End	City	State				
FOOD SAFETY AND INSPECTION SERVICE	AGRICULTURAL RESEARCH SERVICE TRAINING	3/7/2007	3/9/2007	ANNAPOLIS	MD		817.00		1
FOOD SAFETY AND INSPECTION SERVICE	AGRICULTURAL RESEARCH SERVICE/FOOD SAFETY AND INSPECTION SERVICE CONFERENCE	2/20/2007	2/23/2007	SHEPHERDSTOWN	WV		11,285.00		32
FOOD SAFETY AND INSPECTION SERVICE	AMERICAN MEAT INSTITUTE ANNUAL MEAT CONFERENCE	2/19/2007	2/20/2007	ORLANDO	FL		821.00		1
FOOD SAFETY AND INSPECTION SERVICE	ANIMAL CARE AND HANDLING	3/28/2007	3/30/2007	OVERLAND PARK	KS		825.00		1
FOOD SAFETY AND INSPECTION SERVICE	BACK TO THE FUTURE, BUDGETING FOR CHANGE	4/17/2007	4/17/2007	WASHINGTON	DC		300.00		1
FOOD SAFETY AND INSPECTION SERVICE	BIO SAFETY TRAINING FOR FEDERAL LABORATORY STEERING COMMITTEE	12/11/2006	12/13/2006	COLLEGE PARK	MD		688.00		1
FOOD SAFETY AND INSPECTION SERVICE	CODEX COMMITTEE ON FOOD HYGIENE	11/27/2006	12/9/2006	HOUSTON	TX		4,133.00		3
FOOD SAFETY AND INSPECTION SERVICE	DEPARTMENT OF HOMELAND SECURITY FOOD DEFENSE RESEARCH SYMPOSIUM	11/27/2006	11/29/2006	WASHINGTON	DC		970.00		1
FOOD SAFETY AND INSPECTION SERVICE	FEDERAL EXECUTIVE INSTITUTE ALUMNI ASSOCIATION	3/6/2007	3/7/2007	ARLINGTON	VA		600.00		1
FOOD SAFETY AND INSPECTION SERVICE	FEDERAL FINANCIAL MANAGEMENT CONFERENCE	3/13/2007	3/13/2007	WASHINGTON	DC		300.00		2
FOOD SAFETY AND INSPECTION SERVICE	FEDERAL WOMEN'S PROGRAM INTERAGENCY CONFERENCE	3/21/2007	3/21/2007	EAU CLAIRE	WI		878.00		3
FOOD SAFETY AND INSPECTION SERVICE	FOOD EMERGENCY RESPONSE NETWORK ASSOCIATION OF OFFICIAL ANALYTICAL CHEMIST - PACIFIC	4/4/2007	4/6/2007	ONTARIO	CA		394.00		1
FOOD SAFETY AND INSPECTION SERVICE	FOOD EMERGENCY RESPONSE NETWORK ASSOCIATION OF OFFICIAL ANALYTICAL CHEMIST - PACIFIC	4/17/2007	4/20/2007	PHOENIX	AZ		874.00		1
FOOD SAFETY AND INSPECTION SERVICE	FOOD EMERGENCY RESPONSE NETWORK COORDINATION WITH THE FOOD & DRUG ADMINISTRATION	10/23/2006	10/26/2006	WASHINGTON	DC		2,482.00		2
FOOD SAFETY AND INSPECTION SERVICE	FOOD MARKETING INSTITUTE ANNUAL CONFERENCE	5/7/2007	5/9/2007	CHICAGO	IL		655.00		1
FOOD SAFETY AND INSPECTION SERVICE	FOOD SAFETY AND INSPECTION SERVICE TABLE TOP-STAKE HOLDER	11/14/2006	11/17/2006	ALBANY	NY		1,449.00		1
FOOD SAFETY AND INSPECTION SERVICE	FOODNET CONFERENCE, FOODNET VISION 2007	3/7/2007	3/9/2007	ATLANTA	GA		328.00		1
FOOD SAFETY AND INSPECTION SERVICE	GROWING MARGINS/CONTROLLING EXPENSES	3/23/2007	3/23/2007	CHICAGO	IL		413.00		1
FOOD SAFETY AND INSPECTION SERVICE	HEALTH CARE'S ROLE IN FEDERAL FOOD SAFETY SPEECH	2/24/2007	2/24/2007	SCOTTSDALE	AZ		1,505.00		1
FOOD SAFETY AND INSPECTION SERVICE	INTERNATIONAL ASSOCIATION OF FOOD PROTECTION	10/6/2006	10/6/2006	ARLINGTON	VA		445.00		3
FOOD SAFETY AND INSPECTION SERVICE	LABORATORY MANAGEMENT REVIEW	4/16/2007	4/20/2007	ATHENS	GA		1,828.00		6
FOOD SAFETY AND INSPECTION SERVICE	NATIONAL LEADERSHIP CONFERENCE	2/12/2007	2/13/2007	WASHINGTON	DC		475.00		1
FOOD SAFETY AND INSPECTION SERVICE	NATIONAL LEADERSHIP TRAINING CONFERENCE	5/29/2007	6/1/2007	ARLINGTON	VA		450.00		1
FOOD SAFETY AND INSPECTION SERVICE	NATIONAL MEAT ASSOCIATION MEATPOO7	2/19/2007	2/19/2007	LAS VEGAS	NV		1,014.00		1
FOOD SAFETY AND INSPECTION SERVICE	NEBRASKA FOOD SAFETY TASK FORCE CONFERENCE	3/20/2007	3/20/2007	ASHLAND	NE		75.00		3
FOOD SAFETY AND INSPECTION SERVICE	NETWORK COORDINATION GROUP	11/5/2006	11/17/2006	WASHINGTON	DC		837.00		2
FOOD SAFETY AND INSPECTION SERVICE	NETWORK COORDINATION GROUP	1/16/2007	1/18/2007	WASHINGTON	DC		1,000.00		1
FOOD SAFETY AND INSPECTION SERVICE	NETWORK COORDINATION GROUP	2/20/2007	2/22/2007	WASHINGTON	DC		955.00		1
FOOD SAFETY AND INSPECTION SERVICE	NETWORK COORDINATION GROUP	4/18/2007	4/20/2007	WASHINGTON	DC		873.00		1
FOOD SAFETY AND INSPECTION SERVICE	NETWORK COORDINATION GROUP	5/14/2007	5/18/2007	WASHINGTON	DC		2,337.00		1
FOOD SAFETY AND INSPECTION SERVICE	INTERNATIONAL POULTRY EXPO & INTERNATIONAL FEED EXPO	1/22/2007	1/26/2007	ATLANTA	GA		65.00		1
FOOD SAFETY AND INSPECTION SERVICE	OFFICE OF GOVERNMENT ETHICS CONFERENCE	3/14/2007	3/16/2007	ORLANDO	FL		2,270.00		2

FY 2007

Agency Name	Conference Name	Dates of Travel		Location of Travel		Total Costs	Staff Attending
		Start	End	City	State		
FOOD SAFETY AND INSPECTION SERVICE	PITTSBURGH CONFERENCE	2/28/2007	2/28/2007	CHICAGO	IL	1,003.00	1
FOOD SAFETY AND INSPECTION SERVICE	SOCIETY OF TOXICOLOGY	3/25/2007	3/25/2007	CHARLOTTE	NC	750.00	1
FOOD SAFETY AND INSPECTION SERVICE	SOUTHEAST VETERINARY PATHOLOGY CONFERENCE	5/19/2007	5/20/2007	TIFTON	GA	388.00	1
FOOD SAFETY AND INSPECTION SERVICE	STATE DEPT OF AGRICULTURE	2/28/2007	2/28/2007	TRENTON	NJ	96.00	2
FOOD SAFETY AND INSPECTION SERVICE	STATE DEPT OF AGRICULTURE	3/8/2007	3/8/2007	TRENTON	NJ	96.00	2
FOOD SAFETY AND INSPECTION SERVICE	UNITED STATES AND JAPAN COOPERATIVE PROGRAM IN NATURAL RESOURCES	11/5/2006	11/6/2006	WASHINGTON	DC	3,284.00	2
FOOD SAFETY AND INSPECTION SERVICE	LABORATORY DIAGNOSTICIANS	10/14/2006	10/17/2006	MINNEAPOLIS	MN	1,488.00	1
FOOD SAFETY AND INSPECTION SERVICE	WEST COAST EPA 2006	10/4/2006	10/6/2006	PERLA	CA	700.00	1
FOREIGN AGRICULTURAL SERVICE	AOFU FIELD TRIP - AGRO CLUSTER ON THE WORLD MAP	4/4/2007	4/4/2007	AALSMER	NL	100.00	1
FOREIGN AGRICULTURAL SERVICE	AFGHANISTAN PROVINCIAL RECONSTRUCTION TEAM ADVISORS WORKSHOP	7/30/2007	8/2/2007	DUBAI	AE	1,288.20	1
FOREIGN AGRICULTURAL SERVICE	AG ECONOMICS TRAINING	1/26/2007	2/2/2007	BELGRADE	SP	1,500.00	3
FOREIGN AGRICULTURAL SERVICE	AG ECONOMICS TRAINING	2/2/2007	2/9/2007	PODGORICA	ME	3,300.00	3
FOREIGN AGRICULTURAL SERVICE	AG ECONOMICS TRAINING	4/18/2007	4/19/2007	PODGORICA	ME	6,040.00	3
FOREIGN AGRICULTURAL SERVICE	AGRICULTURAL BANKERS	3/28/2007	3/30/2007	BOZEMAN	MT	1,693.00	1
FOREIGN AGRICULTURAL SERVICE	AGRICULTURAL GROWTH AND OPPORTUNITY ACT FORUM	7/17/2007	7/19/2007	ACCRA	GH	5,725.00	3
FOREIGN AGRICULTURAL SERVICE	AGRICULTURAL POLICY REFORM	9/24/2007	9/24/2007	BUCHAREST	RO	6.00	1
FOREIGN AGRICULTURAL SERVICE	AGRICULTURAL TRADE OFFICE STRATEGY MEETING	9/19/2007	9/19/2007	TOKYO	JP	1,200.00	6
FOREIGN AGRICULTURAL SERVICE	AGRICULTURAL TRADE OFFICE TEAM DEVELOPMENT WORKSHOP	9/28/2007	9/28/2007	KENTING	TW	1,750.00	6
FOREIGN AGRICULTURAL SERVICE	AGRICULTURE, FORESTRY AND FOOD GRAIN CONFERENCE	9/10/2007	9/10/2007	MOSCOW	RU	541.00	1
FOREIGN AGRICULTURAL SERVICE	ALL CANDY	9/16/2007	9/20/2007	CHICAGO	IL	1,427.00	1
FOREIGN AGRICULTURAL SERVICE	ALL CHINA FAS CONFERENCE	4/11/2007	4/13/2007	KUNMING	CN	25,257.00	44
FOREIGN AGRICULTURAL SERVICE	ALL FRESH	9/17/2007	9/19/2007	CAPE TOWN	SA	3,275.00	2
FOREIGN AGRICULTURAL SERVICE	AMERICAN INDIAN SCIENCE & ENGINEERING SOCIETY CONFERENCE	11/2/2006	11/4/2006	DETROIT	MI	3,960.00	4
FOREIGN AGRICULTURAL SERVICE	AMERICAN PEANUT'S COUNCIL'S EUROPEAN TRADE CONFERENCE	8/4/2007	8/6/2007	BARCELONA	ES	1,728.50	1
FOREIGN AGRICULTURAL SERVICE	AMERICAN SEED TRADE ASSOCIATION ANNUAL MEETING	8/25/2007	8/27/2007	BROOMFIELD	CO	2,601.60	3
FOREIGN AGRICULTURAL SERVICE	AMERICAN SOCIETY FOR PHOTOGRAMMETRY AND REMOTE SENSING	5/8/2007	5/11/2007	TAMPA BAY	FL	387.00	1
FOREIGN AGRICULTURAL SERVICE	AMERICAN SOYBEAN ASSOCIATION REGIONAL CONFERENCE	8/27/2007	8/29/2007	ISTANBUL	TR	1,482.00	1
FOREIGN AGRICULTURAL SERVICE	AMERICAN TASTE COOKING DEMO	7/17/2007	7/18/2007	BAGUIO	PH	2,064.00	4
FOREIGN AGRICULTURAL SERVICE	ANIMAL IMPROVEMENT CONFERENCE	7/3/2007	7/5/2007	SOGHI	RU	1,833.00	1
FOREIGN AGRICULTURAL SERVICE	ANIMALIA ISTANBUL SCIENTIFIC ACTIVITIES FAIR	10/5/2006	11/5/2006	ISTANBUL	TR	888.00	1
FOREIGN AGRICULTURAL SERVICE	APEC A SEMINAR	4/22/2007	4/22/2007	ADELAIDE, SA	AU	2,450.00	1
FOREIGN AGRICULTURAL SERVICE	AQUACULTURE SEMINAR	8/22/2007	8/23/2007	MARACAIBO	VE	1,936.77	2

FY 2007

Agency/Name	Conference Name	Dates of Travel		Location of Travel		Total Costs	Staff Attending
		Start	End	City	State		
FOREIGN AGRICULTURAL SERVICE	ASIA-PACIFIC HOUSING FORUM	9/24/2007	9/27/2007	SINGAPORE	SN	5,876.26	1
FOREIGN AGRICULTURAL SERVICE	ASSOCIACAO BRASILEIRA DE AGRIBUSINESS SEMINAR	9/26/2007	9/26/2007	SAO PAULO	BR	686.15	1
FOREIGN AGRICULTURAL SERVICE	ATO SHANGHAI OFFICE CONFERENCE	3/6/2007	3/7/2007	NINGBO	CN	4,000.00	10
FOREIGN AGRICULTURAL SERVICE	BEEF ON-SITE AUDIT	7/2/2007	7/3/2007	DODGE CITY	KS	1,384.71	1
FOREIGN AGRICULTURAL SERVICE	BEEF ON-SITE AUDIT & TECHNICAL TALKS	7/1/2007	7/6/2007	OMAHA	NE	4,524.95	2
FOREIGN AGRICULTURAL SERVICE	BENAL EN CAMPO	8/22/2007	8/25/2007	CUJABA	BR	3,668.00	5
FOREIGN AGRICULTURAL SERVICE	BIO-ENERGY CONFERENCE	11/22/2006	11/22/2006	NOSCOV	RU	354.00	1
FOREIGN AGRICULTURAL SERVICE	BIOFUELS & FEEDSTOCK CONFERENCE	10/1/2006	10/31/2006	WASHINGTON	DC	1,348.00	1
FOREIGN AGRICULTURAL SERVICE	BIOFUELS AFRICA	9/1/2007	9/12/2007	JOHANNESBURG	SA	2,275.00	2
FOREIGN AGRICULTURAL SERVICE	BIOFUELS CONFERENCE	8/19/2007	8/23/2007	MINNEAPOLIS	MN	2,866.00	1
FOREIGN AGRICULTURAL SERVICE	BIOTECH	10/1/2006	10/31/2006	WELLINGTON	NZ	602.00	1
FOREIGN AGRICULTURAL SERVICE	BIOTECH CONFERENCE	9/12/2007	9/12/2007	ISTANBUL	TR	7,300.00	7
FOREIGN AGRICULTURAL SERVICE	BIOTECH PRESS CONFERENCE	9/29/2007	9/29/2007	SAPPORO	JP	1,484.00	2
FOREIGN AGRICULTURAL SERVICE	BIOTECHNOLOGY CONFERENCE	9/17/2007	9/18/2007	BUCHAREST	RO	5,861.00	3
FOREIGN AGRICULTURAL SERVICE	BIOTECHNOLOGY IN MODERN AGRICULTURE FOOD AND INDUSTRY	9/11/2007	9/13/2007	PRAGUE	CZ	1,420.00	2
FOREIGN AGRICULTURAL SERVICE	BIOTECHNOLOGY SEMINAR	4/25/2007	4/27/2007	ADANA	TR	1,480.00	2
FOREIGN AGRICULTURAL SERVICE	BLACKS IN GOVERNMENT CONFERENCE	9/13/2007	9/17/2007	NASHVILLE	TN	6,754.00	6
FOREIGN AGRICULTURAL SERVICE	CANADA CONCEPTS MARKETING WORKSHOP	9/11/2007	9/11/2007	TORONTO	CA	6,933.00	5
FOREIGN AGRICULTURAL SERVICE	CANADIAN FALL OUTLOOK CONFERENCE	11/29/2006	12/1/2006	CALGARY	CA	1,422.00	1
FOREIGN AGRICULTURAL SERVICE	CANADIAN FOOD AND BEVERAGE SHOW	2/17/2007	2/22/2007	TORONTO	CA	3,011.00	2
FOREIGN AGRICULTURAL SERVICE	CANADIAN RENEWABLE FUELS SUMMIT	13/10/2006	12/13/2006	BIANFF	CA	3,615.00	2
FOREIGN AGRICULTURAL SERVICE	CATTLE CONFERENCE	7/13/2007	7/17/2007	TONGLOAO	CN	1,300.00	2
FOREIGN AGRICULTURAL SERVICE	CENTRAL AMERICA REGIONAL STRATEGIC MARKETING CONFERENCE	9/17/2007	9/20/2007	PANAMA	PA	2,331.00	2
FOREIGN AGRICULTURAL SERVICE	CHINA FOOD SAFETY BILATERAL	9/9/2007	9/13/2007	WASHINGTON	DC	3,757.00	2
FOREIGN AGRICULTURAL SERVICE	CHINA JUICE CONFERENCE	9/16/2007	9/18/2007	XIAN	CN	757.50	2
FOREIGN AGRICULTURAL SERVICE	CODEX WORKSHOP	4/19/2007	4/26/2007	BEIJING	CN	4,527.00	1
FOREIGN AGRICULTURAL SERVICE	CODEX WORKSHOP	4/20/2007	4/20/2007	OSLO	NO	1,374.00	1
FOREIGN AGRICULTURAL SERVICE	CODEX WORKSHOP	5/21/2007	5/21/2007	ROME	IT	1,000.00	3
FOREIGN AGRICULTURAL SERVICE	CODEX WORKSHOP	5/22/2007	5/22/2007	BRUSSELS	BE	1,151.00	3
FOREIGN AGRICULTURAL SERVICE	COMITOLOGY AND TRANSPORTATION	10/1/2006	10/31/2006	BRUSSELS	BE	871.00	1
FOREIGN AGRICULTURAL SERVICE	CONFERENCE SCHOOL LUNCH PROGRAM	3/27/2007	3/28/2007	KAZAN	RU	1,132.00	1
FOREIGN AGRICULTURAL SERVICE	CONGRESSO BRASILEIRO DO AGRIBUSINESS	8/27/2007	8/28/2007	SAO PAULO	BR	174.13	2

FY 2007

Agency Name	Conference Name	Dates of Travel		Location of Travel		Total Costs		Staff Attending
		Start	End	City	State			
FOREIGN AGRICULTURAL SERVICE	CONSULTATIVE COMMITTEE ON AGRICULTURE	11/17/2006	11/17/2006	WASHINGTON	DC	1,286.00		1
FOREIGN AGRICULTURAL SERVICE	CORN PERSPECTIVES IN MEXICO	10/1/2006	10/31/2006	MEXICO CITY	MX	33.00		1
FOREIGN AGRICULTURAL SERVICE	CORN REDNESS ACTIVITY	2/25/2007	2/28/2007	BELGRADE	SP	1,050.00		3
FOREIGN AGRICULTURAL SERVICE	COSMOPOL	10/1/2006	10/31/2006	TOKYO	JP	197.00		1
FOREIGN AGRICULTURAL SERVICE	COTTON CONFERENCE	6/24/2007	6/30/2007	URUMQI	CN	3,650.00		2
FOREIGN AGRICULTURAL SERVICE	CPLA - CONVENTION AND TRADE SHOW	5/8/2007	5/11/2007	MONTREAL	CA	2,418.00		2
FOREIGN AGRICULTURAL SERVICE	DISTILLED DRIED GRAIN SOLUBLE SEMINAR	6/28/2007	6/28/2007	ISTANBUL	TR	614.00		3
FOREIGN AGRICULTURAL SERVICE	ECONOMIC COOPERATION OF WEST AFRICAN STATES	3/28/2007	3/30/2007	ABUJA	NG	450.00		1
FOREIGN AGRICULTURAL SERVICE	ETHANOL SUMMIT	8/19/2007	8/20/2007	SAO PAULO	BR	695.71		1
FOREIGN AGRICULTURAL SERVICE	EU COUNTRY STRATEGY WORKSHOP	5/15/2007	5/16/2007	LUNIS	TN	49.00		1
FOREIGN AGRICULTURAL SERVICE	EUROPEAN UNION CONSOLIDATED REPORTING MEETING, DAIRY	9/27/2007	9/28/2007	WARSAW	PO	6,921.00		17
FOREIGN AGRICULTURAL SERVICE	EUROPEAN UNION CONSOLIDATED REPORTING MEETING, LIVESTOCK & POULTRY	6/28/2007	6/29/2007	BRUSSELS	BE	7,547.00		7
FOREIGN AGRICULTURAL SERVICE	EUROPEAN UNION RUSSIA CO-OPERATION IN BIOTECHNOLOGY	8/30/2007	9/1/2007	SUZDAL	RU	840.00		2
FOREIGN AGRICULTURAL SERVICE	EXTENSION NATIONAL CONFERENCE	9/27/2007	9/28/2007	SOFIA	BG	10.00		1
FOREIGN AGRICULTURAL SERVICE	FEED INGREDIENTS CONFERENCE	9/20/2007	9/22/2007	SHANGHAI	CN	3,115.00		3
FOREIGN AGRICULTURAL SERVICE	FELABAN	11/12/2006	11/14/2006	SAO PAULO	BR	2,344.00		1
FOREIGN AGRICULTURAL SERVICE	FOOD AID CONFERENCE	4/15/2007	4/16/2007	KANSAS CITY	MO	628.00		1
FOREIGN AGRICULTURAL SERVICE	FOOD AND FUEL IMPLICATIONS FOR AGRICULTURAL RESEARCH POLICY	6/4/2007	6/6/2007	SASKATOON	CN	1,961.00		1
FOREIGN AGRICULTURAL SERVICE	FOOD INTO FUTURE	9/28/2007	9/27/2007	WELLINGTON	NZ	1,050.00		2
FOREIGN AGRICULTURAL SERVICE	FOOD LABELLING AND FOOD SAFETY-EUROPEAN FOOD LAW CONFERENCE	6/12/2007	6/13/2007	BRUSSELS	BE	2,888.00		1
FOREIGN AGRICULTURAL SERVICE	FOOD PROCESSORS OF CANADA CONFERENCE	4/22/2007	4/24/2007	MONTBELLLO	CA	744.00		1
FOREIGN AGRICULTURAL SERVICE	FOOD SAFETY - HACCP SEMINAR	7/24/2007	7/27/2007	BUCHAREST	RO	3,171.00		1
FOREIGN AGRICULTURAL SERVICE	FOOD SECURITY SUMMIT/CONFERENCE	1/24/2006	1/27/2006	ABUJA	NG	350.00		1
FOREIGN AGRICULTURAL SERVICE	FOOD TAIPEI	6/21/2007	6/24/2007	TAIPEI	TW	2,950.00		2
FOREIGN AGRICULTURAL SERVICE	FOREIGN AGRICULTURAL SERVICE - MEXICO STRATEGIC PLANNING CONFERENCE	8/28/2007	8/31/2007	SAN CRISTOBAL	MX	9,597.00		12
FOREIGN AGRICULTURAL SERVICE	FOREIGN AGRICULTURAL SERVICE REGIONAL WORKSHOP	9/13/2007	9/14/2007	ISTANBUL	TR	2,111.00		1
FOREIGN AGRICULTURAL SERVICE	FOREIGN AGRICULTURAL SERVICE VIETNAM STRATEGY MEETING	7/7/2007	7/10/2007	MUI NE	VN	4,880.00		9
FOREIGN AGRICULTURAL SERVICE	FRESH SUMMIT INTERNATIONAL CONVENTION AND EXPOSITION	10/20/2006	10/24/2006	SAN DIEGO	CA	1,525.00		1
FOREIGN AGRICULTURAL SERVICE	FUELING THE FUTURE	3/29/2007	3/29/2007	LONDON	UK	1,360.00		2
FOREIGN AGRICULTURAL SERVICE	FUELING THE FUTURE	3/6/2007	3/6/2007	MURMBERG	DE	530.00		2
FOREIGN AGRICULTURAL SERVICE	G-4 MEETINGS ON DOHA NEGOTIATIONS	6/18/2007	6/23/2007	BERLIN	GE	4,098.00		1
FOREIGN AGRICULTURAL SERVICE	GENERAL SALES MANAGER 102/103 SEMINAR	8/16/2007	8/16/2007	KINGSTON	JM	1,728.00		3

FY 2007

Agency Name	Conference Name	Dates of Travel		Location of Travel		Total Costs		Staff Attending
		Start	End	City	State			
FOREIGN AGRICULTURAL SERVICE	GLOBAL ATTACHE CONFERENCE	7/24/2007	7/27/2007	WASHINGTON	DC	23,809.00		10
FOREIGN AGRICULTURAL SERVICE	GLOBAL BUSINESS CONNECTIONS CONFERENCE	3/21/2007	3/25/2007	FARGO	ND	214.00		2
FOREIGN AGRICULTURAL SERVICE	GRAIN INDUSTRY SYMPOSIUM	12/4/2006	12/6/2006	OTTAWA	CA	528.00		2
FOREIGN AGRICULTURAL SERVICE	GRAIN ROUND	6/25/2007	6/29/2007	SOCHI	RU	6,391.00		2
FOREIGN AGRICULTURAL SERVICE	GRANNWORLD	2/25/2007	2/27/2007	WINNIPEG	CA	1,851.00		1
FOREIGN AGRICULTURAL SERVICE	GROSS MARGINS ACTIVITY	4/25/2007	4/27/2007	BELGRADE	SP	1,960.00		2
FOREIGN AGRICULTURAL SERVICE	HGCA AND PGRO OILSEEDS AND PULSES CONFERENCE	1/25/2007	1/25/2007	PETERBOROUGH	UK	185.00		1
FOREIGN AGRICULTURAL SERVICE	HGCA MILLING WHEAT CONFERENCE	2/13/2007	2/13/2007	HUNTINGDON	UK	124.00		1
FOREIGN AGRICULTURAL SERVICE	HISPANIC ASSOCIATION OF COLLEGES & UNIVERSITIES	10/26/2006	10/26/2006	SAN ANTONIO	TX	971.00		2
FOREIGN AGRICULTURAL SERVICE	HISPANIC ASSOCIATION OF COLLEGES & UNIVERSITIES	10/26/2006	10/31/2006	SAN ANTONIO	TX	1,350.00		1
FOREIGN AGRICULTURAL SERVICE	HISPANIC ASSOCIATION OF COLLEGES & UNIVERSITIES GALA	7/25/2007	7/27/2007	WASHINGTON	DC	822.93		1
FOREIGN AGRICULTURAL SERVICE	HISPANIC CHAMBER OF COMMERCE	9/19/2007	9/22/2007	SAN JUAN	PR	2,556.85		1
FOREIGN AGRICULTURAL SERVICE	HISPANIC MBA CONFERENCE & CAREER EXPO	10/26/2006	10/26/2006	CINCINNATI	OH	2,527.00		2
FOREIGN AGRICULTURAL SERVICE	HOTEL, RESTAURANT, AND TOURISM WEEKEND	9/28/2007	9/28/2007	BAGUIO	PH	720.00		1
FOREIGN AGRICULTURAL SERVICE	INDIA STRATEGIC PLANNING WORKSHOP	9/12/2007	9/14/2007	NEW DELHI	IN	491.00		1
FOREIGN AGRICULTURAL SERVICE	INDONESIAN AQUACULTURE 2007	7/30/2007	8/2/2007	DENPASAR	ID	967.24		1
FOREIGN AGRICULTURAL SERVICE	INDUSTRY AND GOVERNMENT MEETINGS	9/24/2007	9/27/2007	WINNIPEG	CA	5,726.00		2
FOREIGN AGRICULTURAL SERVICE	INSTITUTE OF FOOD TECHNOLOGY SHOW	7/26/2007	8/2/2007	CHICAGO	IL	5,541.00		2
FOREIGN AGRICULTURAL SERVICE	INTERNATIONAL A CONFERENCE	9/22/2007	9/26/2007	ANTALYA	TR	2,849.50		2
FOREIGN AGRICULTURAL SERVICE	INTERNATIONAL CONGRESS OF AGROENERGY AND BIOFUELS	6/6/2007	12/6/2007	TERESINA	BR	614.02		1
FOREIGN AGRICULTURAL SERVICE	INTERNATIONAL COOPERATIVE ADMINISTRATIVE SUPPORT SERVICES MCC3 (MC3)	9/7/2007	9/14/2007	CAIRO	EG	1,776.24		1
FOREIGN AGRICULTURAL SERVICE	INTERNATIONAL GRAIN MARKETS	11/23/2006	11/23/2006	MUNICH	DE	448.00		1
FOREIGN AGRICULTURAL SERVICE	INTERNATIONAL SWEETENER COLLOQUIUM	2/11/2007	2/14/2007	TUCSON	AZ	4,559.00		2
FOREIGN AGRICULTURAL SERVICE	INTERNATIONAL TECHNICAL CONFERENCE ON ANIMAL GENETIC RESOURCES	9/32/2007	9/7/2007	INTERLAKEN	CH	2,084.89		1
FOREIGN AGRICULTURAL SERVICE	INTERNATIONAL TOMATO CONGRESS	7/12/2007	7/14/2007	LEON	MX	897.00		2
FOREIGN AGRICULTURAL SERVICE	INTERTRIBAL AGRICULTURAL COUNCIL SYMPOSIUM	11/27/2006	12/1/2006	LAS VEGAS	NV	999.00		1
FOREIGN AGRICULTURAL SERVICE	JORNADAS DE USOS DE LA SOYA EN LA NUTRICION ANIMAL	7/26/2007	7/26/2007	MARACAY	VE	199.53		1
FOREIGN AGRICULTURAL SERVICE	LATIN AMERICANS FOOD MARKETPLACE	9/28/2007	9/30/2007	BUENOS AIRES	AR	1,400.00		1
FOREIGN AGRICULTURAL SERVICE	LIABILITY AND REDRESS WORKSHOP ON LIABILITY AND REDRESS UNDER THE BIOSAFETY PROTOCOL	9/19/2007	9/21/2007	HANOI	VN	19,466.00		3
FOREIGN AGRICULTURAL SERVICE	MAKRO MADE IN USA PROMO AND US POULTRY COOKING WORKSHOP ON CHINESE CUISINE	7/26/2007	7/30/2007	CEBU	PH	748.00		1
FOREIGN AGRICULTURAL SERVICE	MINICAMBO COCOA MARKET DEVELOPMENT FORUM	9/27/2007	9/27/2007	DAVAO	PH	1,215.00		3
FOREIGN AGRICULTURAL SERVICE	MINISTERIAL ON AGRICULTURE AND RURAL LIFE	7/24/2007	7/26/2007	ANTIGUA	GT	1,339.44		5

FY 2007

Agency Name	Conference Name	Dates of Travel		Location of Travel		Total Costs		Staff Attending
		Start	End	City	State			
FOREIGN AGRICULTURAL SERVICE	NATIONAL ASSOCIATION OF AGRICULTURAL EDUCATORS	11/20/2006	12/22/2006	ATLANTA	GA	1,778.00		1
FOREIGN AGRICULTURAL SERVICE	NATIONAL CONGRESS OF AMERICAN INDIANS	10/1/2006	10/9/2006	SACRAMENTO	CA	3,466.00		1
FOREIGN AGRICULTURAL SERVICE	NATIONAL EMERGENT RED MEAT PRODUCERS MEETING	9/17/2007	9/19/2007	TSHWANE	SA	485.00		3
FOREIGN AGRICULTURAL SERVICE	NATIONAL ENVIRONMENTAL HEALTH ASSOCIATION	6/18/2007	6/21/2007	ATLANTIC CITY	NJ	1,220.20		1
FOREIGN AGRICULTURAL SERVICE	NATIONAL FARMERS UNION CONFERENCE	2/26/2007	2/27/2007	BIRMINGHAM	UK	1,165.00		1
FOREIGN AGRICULTURAL SERVICE	NATIONAL PLANT BOARD ANNUAL CONFERENCE	8/16/2007	8/25/2007	HONOLULU	HI	2,731.79		1
FOREIGN AGRICULTURAL SERVICE	NEW ZEALAND BEEF & LAMB MARKETING	10/1/2006	10/31/2006	WELLINGTON	NZ	789.00		1
FOREIGN AGRICULTURAL SERVICE	NORDIC BIOENERGY	6/11/2007	6/13/2007	STOCKHOLM	SW	680.00		1
FOREIGN AGRICULTURAL SERVICE	NORMAN BORLAUG FELLOWSHIP PROGRAM WORKSHOP	4/17/2007	4/17/2007	BELGRADE	SP	3,300.00		5
FOREIGN AGRICULTURAL SERVICE	NORMAN BORLAUG FELLOWSHIP PROGRAM WORKSHOP	4/23/2007	4/23/2007	PODGORICA	ME	2,750.00		5
FOREIGN AGRICULTURAL SERVICE	NORTH AMERICAN AGRI-FOOD MARKET INTEGRATION CONSORTIUM WORKSHOP	6/12/2007	6/16/2007	CANCUN	MX	2,698.00		2
FOREIGN AGRICULTURAL SERVICE	NORTH AMERICAN BIOTECH INITIATIVE	10/11/2006	10/13/2006	GUADALAJARA	MX	3,039.00		1
FOREIGN AGRICULTURAL SERVICE	NORTH AMERICAN COMPETITIVENESS FORUM	11/7/2006	11/8/2006	TORONTO	CA	775.00		1
FOREIGN AGRICULTURAL SERVICE	NORTH AMERICAN EXPORT GRAIN ASSOCIATION - ASSOCIATION DE PROVEDORES DE PRODUCTOS AGROPECUARIOS ANNUAL CONFERENCE	2/22/2007	2/22/2007	PUERTO VALLARTA	MX	1,023.00		1
FOREIGN AGRICULTURAL SERVICE	OBESITY EUROPE CONFERENCE	6/25/2007	6/25/2007	BRUSSELS	BE	327.00		1
FOREIGN AGRICULTURAL SERVICE	OESTERREICHISCHER BIOMASSETAG (BIOMASS CONFERENCE)	11/6/2006	11/8/2006	TULLN	AT	186.00		1
FOREIGN AGRICULTURAL SERVICE	OFFICE RETREAT AND FACILITATION	6/12/2007	6/21/2007	SHENZHEN	CN	6,170.70		8
FOREIGN AGRICULTURAL SERVICE	OLSEED CONFERENCE & FIELD SHOW	5/24/2007	5/24/2007	TORDAS	HU	43.00		1
FOREIGN AGRICULTURAL SERVICE	OUTLOOK	3/6/2007	3/7/2007	CANBERRA, ACT	AU	1,606.00		2
FOREIGN AGRICULTURAL SERVICE	OXFORD FARMING CONFERENCE	12/20/2007	1/4/2008	OXFORD	UK	1,700.00		1
FOREIGN AGRICULTURAL SERVICE	PEANUT TRADE CONFERENCE	8/15/2007	8/17/2007	LINYI	CN	535.00		1
FOREIGN AGRICULTURAL SERVICE	PEAR CONFERENCE	9/20/2007	9/23/2007	URUMQI	CN	1,300.00		1
FOREIGN AGRICULTURAL SERVICE	PEST RISK ASSESSMENT TRAINING	10/17/2006	10/18/2006	BELGRADE	SP	3,320.00		4
FOREIGN AGRICULTURAL SERVICE	PESTICIDE MANAGEMENT TRAINING	10/3/2006	10/7/2006	BELGRADE	SP	4,000.00		2
FOREIGN AGRICULTURAL SERVICE	PESTICIDE MANAGEMENT TRAINING	2/11/2007	2/13/2007	BELGRADE	SP	4,900.00		2
FOREIGN AGRICULTURAL SERVICE	PHILIPPINE RICE RESEARCH INSTITUTE AND PHILIPPINE CARABAO CENTER	9/20/2007	9/21/2007	NUOVA ECUA	PH	851.00		4
FOREIGN AGRICULTURAL SERVICE	PLANT BIOTECHNOLOGY AND STABILITY OF CROP PRODUCTION IN THE GREAT PANNONIAN REGION	4/16/2007	4/18/2007	PIESTANY	SK	355.00		2
FOREIGN AGRICULTURAL SERVICE	PLANT BIOTECHNOLOGY AND STABILITY OF CROP PRODUCTION IN THE GREAT PANNONIAN REGION	4/17/2007	4/18/2007	PIESTANY	SK	489.00		2
FOREIGN AGRICULTURAL SERVICE	POULTRY ASSOCIATION OF NIGERIA CONFERENCE	3/21/2007	3/21/2007	OYO STATE	NG	300.00		2
FOREIGN AGRICULTURAL SERVICE	PROFESSIONAL DEVELOPMENT CONFERENCE	6/24/2007	6/27/2007	NASHVILLE	TN	2,087.00		1
FOREIGN AGRICULTURAL SERVICE	OMAC - QUARANTINE AND MARKET ACCESS CONFERENCE	5/23/2007	5/24/2007	CANBERRA, ACT	AU	1,696.00		2
FOREIGN AGRICULTURAL SERVICE	RAW MILK PRODUCTION AND DEVELOPMENT CONFERENCE	6/20/2007	6/22/2007	NANJING	CN	930.00		1



FY 2007

Agency Name	Conference Name	Dates of Travel		Location of Travel		Total Costs		Staff Attending
		Start	End	City	State			
FOREIGN AGRICULTURAL SERVICE	REGIONAL BIOFUEL CONFERENCE	12/14/2006	12/15/2006	DOBRIH	BU	1,400.00		2
FOREIGN AGRICULTURAL SERVICE	REGIONAL BIOTECHNOLOGY CONFERENCE	11/14/2006	11/14/2006	SOFIA	BU	5.00		3
FOREIGN AGRICULTURAL SERVICE	REGIONAL SOYBEAN CONFERENCE	6/28/2007	9/1/2007	ISTANBUL	TR	3,243.00		3
FOREIGN AGRICULTURAL SERVICE	REGIONAL STRATEGIC MEETING	9/17/2007	9/20/2007	PANAMA	PN	16,856.00		12
FOREIGN AGRICULTURAL SERVICE	RETAIL CONFERENCE: STRATEGIES IN THE COMPETITIVE MARKET	4/18/2007	4/19/2007	MOSCOW	RU	320.00		1
FOREIGN AGRICULTURAL SERVICE	RICE CONFERENCE	5/22/2007	5/22/2007	ISTANBUL	TR	355.00		2
FOREIGN AGRICULTURAL SERVICE	RICE CONSULTATION	9/10/2007	9/12/2007	SACRAMENTO	CA	7,799.04		3
FOREIGN AGRICULTURAL SERVICE	RICE SURVEY	7/8/2007	7/11/2007	SACRAMENTO	CA	1,465.79		1
FOREIGN AGRICULTURAL SERVICE	RURAL DEVELOPMENT TRAINING	3/4/2007	3/6/2007	VRUICI	SP	8,840.00		4
FOREIGN AGRICULTURAL SERVICE	SENDAI FARM MANAGEMENT CONFERENCE	9/12/2007	9/15/2007	SENDAI	JP	900.00		1
FOREIGN AGRICULTURAL SERVICE	SMALL FARMERS AND RANCHERS CONFERENCE	9/12/2007	9/15/2007	MILWAUKEE	WI	1,183.32		1
FOREIGN AGRICULTURAL SERVICE	SOBEY'S PRODUCE TRADE SHOW	2/6/2007	2/6/2007	HALIFAX	CA	1,947.00		1
FOREIGN AGRICULTURAL SERVICE	SOCIETY OF AMERICAN INDIAN GOVERNMENT	6/25/2007	6/25/2007	TUCSON	AZ	1,388.13		1
FOREIGN AGRICULTURAL SERVICE	SOIL AND WATER CONSERVATION SOCIETY PRELIMINARY PROGRAM	7/23/2007	7/24/2007	TAMPA	FL	1,554.70		1
FOREIGN AGRICULTURAL SERVICE	SOMMET DU VEGETAL (MEETING OF CROP GROWERS ASSOCIATION)	9/17/2007	9/20/2007	TOURS	FR	2,470.34		3
FOREIGN AGRICULTURAL SERVICE	SOUTHEAST ASIA US AGRICULTURAL COOPERATORS CONFERENCE	8/4/2007	8/7/2007	PERTH	AU	4,107.00		1
FOREIGN AGRICULTURAL SERVICE	SUNFLOWER CONFERENCE & FIELD SHOW	8/23/2007	8/23/2007	TORDAS	HU	36.38		1
FOREIGN AGRICULTURAL SERVICE	TAIWAN PREFERRED CUSTOMERS TEAM (SOYBEAN TRADE MISSION)	9/17/2007	9/26/2007	MINNEAPOLIS	MN	3,972.00		1
FOREIGN AGRICULTURAL SERVICE	THE BRANDED PROGRAM - PROMOTIONAL MARKETING ASSISTANCE INITIATIVE	12/7/2006	12/6/2006	TORONTO	CA	1,992.00		1
FOREIGN AGRICULTURAL SERVICE	THURGOOD MARSHALL ANNUAL LEADERSHIP INSTITUTE	10/20/2006	10/23/2006	NEW YORK	NY	3,522.00		2
FOREIGN AGRICULTURAL SERVICE	TRANSVAAL AGRICULTURAL UNION	8/22/2007	8/23/2007	SHWANE	SA	50.00		1
FOREIGN AGRICULTURAL SERVICE	U.S. PROTEIN PRODUCTS ACCESS	6/24/2007	6/27/2007	DAR ES SALAAM	TZ	482.00		1
FOREIGN AGRICULTURAL SERVICE	UNITED STATES MEAT EXPORT FEDERATION MEXICO CONFERENCE	12/22/2006	12/24/2006	LOS CABOS	MX	1,323.00		1
FOREIGN AGRICULTURAL SERVICE	US AGRICULTURAL EXPORT DEVELOPMENT COUNCIL (USAEDC) WORKSHOP	11/15/2006	11/16/2006	BALTIMORE	MD	48,950.00		97
FOREIGN AGRICULTURAL SERVICE	US FOOD GRADE SOYBEAN TRADE SHOW AND MARKET SEMINAR	3/12/2007	3/12/2007	SHENZHEN	CN	320.00		2
FOREIGN AGRICULTURAL SERVICE	USA POULTRY & EGG EXPORT COUNCIL MEETING	6/20/2007	6/23/2007	NEW ORLEANS	LA	1,142.00		3
FOREIGN AGRICULTURAL SERVICE	WH-HBCU TECHNICAL ASSISTANCE WORKSHOP	4/19/2007	4/20/2007	NEW ORLEANS	LA	1,079.00		1
FOREIGN AGRICULTURAL SERVICE	WINTER TAGUNG (ANNUAL AGRICULTURAL CONFERENCE)	2/12/2007	2/14/2007	VIENNA	AT	201.00		1
FOREIGN AGRICULTURAL SERVICE	WORLD PORK CONFERENCE	9/15/2007	9/19/2007	NAUJING	CN	3,554.00		2
FOREST SERVICE	1880 SCHOLAR INTRODUCTION CEREMONY	7/16/2007	7/16/2007	HOUSTON	TX	183.50		1
FOREST SERVICE	ACADEMIC TEAM	6/13/2007	6/13/2007	HENDERSON	KY	146.69		1
FOREST SERVICE	ACADEMIC TEAM OLYMPICS	8/13/2007	8/15/2007	LYNCHBURG	VA	426.42		1

FY 2007

Agency Name	Conference Name	Dates of Travel		Location of Travel		Total Costs		Staff Attending
		Start	End	City	State			
FOREST SERVICE	ADMINISTRATIVE MANAGEMENT COUNCIL MEETING	7/30/2007	8/2/2007	WASHINGTON	DC	1,817.89		61
FOREST SERVICE	ADMINISTRATIVE OFFICE WORKSHOP	6/18/2007	6/21/2007	WASHINGTON	DC	2,655.08		1
FOREST SERVICE	ADVANCED CLASSIFICATION TRAINING	8/5/2007	8/9/2007	ALBUQUERQUE	NM	1,255.84		1
FOREST SERVICE	ADVANCING RENEWABLE ENERGY CONFERENCE	10/10/2006	10/12/2006	ST. LOUIS	MO	1,232.00		1
FOREST SERVICE	AFRICAN AMERICAN YOUTH CONFERENCE	2/15/2007	2/15/2007	PORTLAND	OR	43.00		1
FOREST SERVICE	AIR TANKER BASE MANAGERS WORKSHOP	1/29/2007	2/1/2007	RENO	NV	1,500.00		1
FOREST SERVICE	ALASKA NORTHERN FOREST COOPERATIVE FALL SYMPOSIUM / HARDWOOD/DECIDUOUS TREE MANAGEMENT	10/11/2006	10/12/2006	WASILLA	AK	799.00		1
FOREST SERVICE	AMERICAN ANTHROPOLOGICAL ASSOCIATION	11/15/2006	11/19/2006	SAN JOSE	CA	2,276.00		1
FOREST SERVICE	AMERICAN BAR ASSOCIATION ANNUAL WATER RIGHTS CONFERENCE	2/22/2007	2/23/2007	SAN DIEGO	CA	1,538.00		1
FOREST SERVICE	AMERICAN CHESTNUT FOUNDATION	10/20/2006	10/22/2006	ABINGTON	VA	1,770.00		2
FOREST SERVICE	AMERICAN FISHERIES SOCIETY/THE WILDLIFE SOCIETY ANNUAL CONFERENCE	2/6/2007	2/8/2007	ALBUQUERQUE	NM	514.00		1
FOREST SERVICE	AMERICAN GEOPHYSICAL UNION CONFERENCE	12/10/2006	12/15/2006	SAN FRANCISCO	CA	5,390.00		4
FOREST SERVICE	AMERICAN INDIAN SCIENCE AND ENGINEERING SOCIETY NATIONAL CONFERENCE	1/11/2006	1/14/2006	DETROIT	MI	1,650.00		1
FOREST SERVICE	AMERICAN PLANNING ASSOCIATION CONVENTION	4/15/2007	4/18/2007	PHILADELPHIA	PA	254.00		1
FOREST SERVICE	AMERICAN SOCIETY FOR ENVIRONMENTAL HISTORY ANNUAL CONFERENCE	2/28/2007	3/3/2007	BATON ROUGE	LA	2,140.00		2
FOREST SERVICE	AMERICAN SOCIETY OF CIVIL ENGINEERS	5/16/2007	5/18/2007	LONG BEACH	CA	1,628.00		2
FOREST SERVICE	AMERICAN SOCIETY OF MA	8/6/2007	8/10/2007	ALBUQUERQUE	NM	1,414.00		1
FOREST SERVICE	AMERICAN SPORT FISHING ASSOCIATION ANNUAL CONFERENCE	10/17/2006	10/20/2006	SAN DIEGO	CA	1,501.00		1
FOREST SERVICE	AMERICAN WATER RESOURCES ASSOCIATION	1/15/2006	1/16/2006	BALTIMORE	MD	643.00		1
FOREST SERVICE	AMERICAN WOODCOCK SYMPOSIUM	10/3/2006	10/6/2006	GRAYLING	MI	369.00		1
FOREST SERVICE	APPALACHIAN FIRE LEARNING NETWORK	5/22/2007	5/24/2007	CORBIN	KY	157.00		1
FOREST SERVICE	APPLIED INTERAGENCY INCIDENT BUSINESS MANAGEMENT	6/14/2007	6/15/2007	SALMON	ID	799.56		6
FOREST SERVICE	AQUATIC NUISANCE SPECIES	3/19/2007	3/20/2007	PORTLAND	OR	371.00		1
FOREST SERVICE	AQUATICS PROGRAM MANAGERS MEETING	6/19/2007	6/21/2007	HOOD RIVER	OR	705.02		3
FOREST SERVICE	ARCHAEOLOGIST CONFERENCE	10/18/2006	10/21/2006	LAS VEGAS	NV	1,243.00		2
FOREST SERVICE	ARCHAEOLOGIST CONFERENCE	4/11/2007	4/13/2007	MESA	AZ	1,185.00		2
FOREST SERVICE	ARIZONA HYDROLOGICAL SOCIETY SYMPOSIUM	8/30/2007	9/1/2007	TUCSON	AZ	2,216.45		2
FOREST SERVICE	ARKANSAS ACADEMY OF SCIENCE	4/13/2007	4/14/2007	DARDANELLE	AR	153.00		1
FOREST SERVICE	ASP NCAR REGIONAL BIOGEOCHEMISTRY COLLOQUIUM	8/4/2007	8/16/2007	BOULDER	CO	4,076.75		3
FOREST SERVICE	ASPEN WORKSHOP	12/19/2006	2/18/2007	SALT LAKE CITY	UT	1,118.00		4
FOREST SERVICE	ASSESSING THE ECOLOGICAL IMPACTS OF ROADS AND CONSIDERING DEFAULT STANDARDS TO ADDRESS THEM	1/10/2006	1/11/2006	PORTLAND	OR	280.00		1
FOREST SERVICE	ASSOCIATION FOR CONFLICT RESOLUTION	10/25/2006	10/29/2006	PHILADELPHIA	PA	7,700.00		4

FY 2007

Agency Name	Conference Name	Dates of Travel		Location of Travel		Total Costs	Staff Attendance
		Start	End	City	State		
FOREST SERVICE	ASSOCIATION FOR LIVING HISTORY, FARM AND AGRICULTURE CONFERENCE	2/16/2007	2/17/2007	NASHVILLE	TN	257.00	1
FOREST SERVICE	ASSOCIATION OF AMERICAN GEOGRAPHERS	4/17/2007	4/21/2007	SAN FRANCISCO	CA	4,082.00	4
FOREST SERVICE	ASSOCIATION OF GOVERNMENT ACCOUNTANTS CONFERENCE	4/2/2007	4/4/2007	ALBUQUERQUE	NM	512.00	1
FOREST SERVICE	ASSOCIATION OF GOVERNMENT ACCOUNTANTS CONFERENCE	4/24/2007	4/25/2007	AURORA	CO	724.00	1
FOREST SERVICE	ASSOCIATION OF PARTNERS FOR PUBLIC LANDS SYMPOSIUM	3/15/2007	3/25/2007	SACRAMENTO	CA	1,184.00	1
FOREST SERVICE	ASSOCIATION OF STATE DAM SAFETY OFFICIALS NATIONAL	9/10/2007	9/13/2007	AUSTIN	TX	5,311.28	2
FOREST SERVICE	ASSOCIATION OF TROPICAL BIOLOGY AND CONSERVATION	7/13/2007	7/22/2007	MORELIA	MX	5,189.49	2
FOREST SERVICE	BARK BEETLE CONFERENCE	1/22/2007	1/26/2007	STEVENSON	WA	739.00	1
FOREST SERVICE	BARK BEETLE TECHNICAL WORKING GROUP	10/3/2006	10/5/2006	FAIRMONT	MT	5,390.00	2
FOREST SERVICE	BEAR RESISTANT DUMPSTER DEDICATION	8/1/2007	8/1/2007	CLAN LAKE	WI	25.75	1
FOREST SERVICE	BEYOND NATURALNESS	4/24/2007	4/24/2007	MISSOULA	MT	934.00	1
FOREST SERVICE	BIENNIAL CONFERENCE	6/13/2007	6/16/2007	GREENVILLE	NC	1,376.55	1
FOREST SERVICE	BIENNIAL FRESHWATER MOLLUSK CONSERVATION SOCIETY SYMPOSIUM AND HABITAT RESTORATION WORKSHOP	3/11/2007	3/16/2007	LITTLE ROCK	AR	994.00	1
FOREST SERVICE	BUSHN SPORTSMAN CONFERENCE	3/13/2007	3/14/2007	SPOKANE	WA	101.00	1
FOREST SERVICE	BIODIVERSITY AND TROPICAL FOREST ASSESSMENT	6/13/2007	6/14/2007	KALISPEL	MT	933.35	1
FOREST SERVICE	BIOLOGIST CONFERENCE	4/17/2007	4/19/2007	LAKEWOOD	CO	438.00	1
FOREST SERVICE	BIOLOGY OF TRANSPORTATION FROM GUARD CELLS TO GLOBE	10/10/2006	10/14/2006	SNOWBIRD	UT	2,778.00	1
FOREST SERVICE	BIRD MONITORING SYMPOSIUM	2/28/2007	3/1/2007	FORT COLLINS	CO	511.00	1
FOREST SERVICE	BIRMINGHAM CHAPTER QUAL UNLIMITED & AL. TREASURE FOREST CONFERENCE	10/8/2006	10/9/2006	PRATTVILLE	AL	402.00	1
FOREST SERVICE	BLACKS IN GOVERNMENT NATIONAL TRAINING CONFERENCE	8/13/2007	8/16/2007	NASHVILLE	TN	59,671.42	33
FOREST SERVICE	BONDING OF MODIFIED WOOD	9/6/2007	9/7/2007	LUBLJANA	SL	942.31	1
FOREST SERVICE	BOREAL CONFERENCE 2006	10/2/2006	10/5/2006	COCHRANE	CA	837.00	1
FOREST SERVICE	BOTANY AND PLANT BIOLOGY 2007	7/8/2007	7/11/2007	CHICAGO	IL	2,553.22	2
FOREST SERVICE	BOTANY PROGRAM MANAGERS	10/24/2006	10/26/2006	N BONNEVILLE	WA	28,735.00	30
FOREST SERVICE	BRIDGE GAP CONFERENCE	3/12/2007	3/15/2007	NORMAN	OK	539.00	1
FOREST SERVICE	BUFFALO GRASS SUMMIT	2/8/2007	2/9/2007	TUCSON	AZ	487.00	1
FOREST SERVICE	BUREAU OF INDIAN AFFAIRS TRIRREGIONAL CONFERENCE	2/28/2007	3/1/2007	GLOBE	AZ	138.00	1
FOREST SERVICE	BUREAU OF LAND MANAGEMENT MARMOT PRESENTATION	9/8/2007	9/8/2007	SANDY	OR	81.11	1
FOREST SERVICE	BUSINESS COMMUNICATIONS COMPANY CONFERENCE OF FLAME RETARDANCY	5/21/2007	5/23/2007	STAMFORD	CT	1,125.00	1
FOREST SERVICE	BUTTERNUT CANKER RESEARCH WORKSHOP	10/18/2006	10/18/2006	NAGARA FALLS	CA	1,289.00	1
FOREST SERVICE	CALIFORNIA FALLEN FIREFIGHTER MEMORIAL	10/13/2006	10/14/2006	SACRAMENTO	CA	816.00	1
FOREST SERVICE	CALIFORNIA FUELS COMMITTEE	5/29/2007	5/31/2007	SACRAMENTO	CA	1,589.00	2

FY 2007

Agency/Name	Conference Name	Dates of Travel		Location of Travel		Total Costs		Staff Absending
		Start	End	City	State			
FOREST SERVICE	CALIFORNIA INTERAGENCY INCIDENT MANAGEMENT TEAMS WORKSHOP	4/10/2007	4/12/2007	RENO	NV	439.00		1
FOREST SERVICE	CALIFORNIA INVASIVE PLANT COUNCIL SYMPOSIUM	10/3/2006	10/7/2006	SANTA ROSA	CA	2,075.00		2
FOREST SERVICE	CANADIAN SMOKE FORECASTING WORKSHOP	2/20/2007	2/21/2007	EDMONTON	CA	1,382.00		1
FOREST SERVICE	CANADIAN URBAN FOREST CONFERENCE	10/11/2006	10/13/2006	QUEBEC CITY	CA	735.00		1
FOREST SERVICE	CANOPY CRANE MEETING	9/5/2007	9/6/2007	WIND RIVER	WA	4,400.85		3
FOREST SERVICE	CARBON MARKETS USA	9/11/2007	9/13/2007	SAN FRANCISCO	CA	2,860.84		1
FOREST SERVICE	CARBON FIRE ECOLOGY AND MANAGEMENT SYMPOSIUM	4/16/2007	4/20/2007	SAN JUAN	PR	1,103.00		1
FOREST SERVICE	CART CONFERENCE	4/30/2007	5/4/2007	MILLBROOK	NY	1,172.00		1
FOREST SERVICE	CENTER FOR INTENSIVE PLANTATION SILVICULTURE	11/1/2006	11/1/2006	CORVALLIS	OR	102.00		1
FOREST SERVICE	CENTRAL REGION WOODLAND STEWARDSHIP CONFERENCE	11/16/2006	11/16/2006	NEBRASKA CITY	NE	641.00		1
FOREST SERVICE	CHAPTER 90 RANGE MANAGEMENT WORKSHOP	1/6/2007	1/10/2007	FLAGSTAFF	AZ	175.00		1
FOREST SERVICE	CHICAGO RECREATION FORUM	3/21/2007	3/22/2007	CHICAGO	IL	574.00		1
FOREST SERVICE	CIPS AND CARBON FORESTRY	2/6/2007	2/13/2007	SALEM	OR	572.00		1
FOREST SERVICE	CIVIL RIGHTS ACTION GROUP	7/6/2007	7/12/2007	WENATCHEE	WA	597.70		1
FOREST SERVICE	CIVIL RIGHTS CONFERENCE	6/5/2007	6/9/2007	WASHINGTON	DC	5,099.32		7
FOREST SERVICE	CLIMATE CHANGE/INSECT AND PATHOGEN WORKSHOP	6/26/2007	6/26/2007	PORTLAND	OR	502.75		1
FOREST SERVICE	CLIMATE FRIENDLY PARKS WORKSHOP	1/25/2006	1/25/2006	GATLINBURG	TN	1,029.00		1
FOREST SERVICE	CLIMATE SCIENCE CONFERENCE	9/5/2007	9/7/2007	PORTLAND	OR	464.34		1
FOREST SERVICE	COATINGS SERVICE LIFE PREDICTION CONSORTIUM	10/3/2006	10/3/2006	GATHERSBURG	MD	1,146.00		1
FOREST SERVICE	COGNA 2006 (COUNCIL OF GEOGRAPHIC NAMES AUTHORITY IN THE UNITED STATES	10/17/2006	10/21/2006	BOULDER	CO	520.00		1
FOREST SERVICE	COLORADO CATTLEMENS ASSOCIATION CONFERENCE	6/17/2007	6/19/2007	STEAMBOAT SPRINGS	CO	148.43		1
FOREST SERVICE	COLORADO HORSEMENS ASSOCIATION CONFERENCE	11/12/2006	11/12/2006	DENVER	CO	188.00		1
FOREST SERVICE	COLORADO WEED MANAGEMENT ASSOCIATION CONFERENCE	12/4/2006	12/6/2006	GRAND JUNCTION	CO	844.00		4
FOREST SERVICE	COLORADO WY STATE SOCIETY OF AMERICAN FORESTERS MANAGEMENT	4/12/2007	4/14/2007	TRINIDAD	CO	250.00		1
FOREST SERVICE	COMMUNITY/INDUSTRY BEETLE KILL FORUM	12/8/2006	12/9/2006	FRISCO	CO	312.00		1
FOREST SERVICE	COMNET/ROAD WEBSITE WORKSHOP	6/20/2007	8/23/2007	ST. PAUL	MN	1,189.92		1
FOREST SERVICE	COMPLIANCE REVIEWS FOR SPECIAL USES, GRANTS & AGRE	7/17/2007	7/17/2007	SUSANVILLE	CA	431.45		1
FOREST SERVICE	COMPROMISED WOOD WORKSHOP	1/29/2007	1/31/2007	CHRISTCHURCH	NZ	4,756.00		1
FOREST SERVICE	COMPMMASTER	6/18/2007	6/19/2007	ALBUQUERQUE	NM	1,123.02		2
FOREST SERVICE	CONFERENCE INTERNATIONAL ON FOREST FIRES	5/13/2007	5/17/2007	SEVILLE	SP	4,498.00		1
FOREST SERVICE	CONFERENCE OF THE SOUTHEASTERN ASSOCIATION OF FISH AND WILDLIFE AGENCIES	11/4/2006	11/9/2006	NORFOLK	VA	2,254.00		1
FOREST SERVICE	CONFERENCE OF THE SOUTHEASTERN ASSOCIATION OF FISH AND WILDLIFE AGENCIES	11/4/2006	11/9/2006	NORFOLK	VA	3,106.00		2

FY 2007

Agency Name	Conference Name	Dates of Travel		Location of Travel		Total Costs		Staff Attending
		Start	End	City	State			
FOREST SERVICE	CONFERENCE ON FOREST FIRE RESEARCH	11/27/2006	11/28/2006	FIGUERA DO FOZ	PO	4,477.00		1
FOREST SERVICE	CONFERENCE 2007 CONFERENCE	4/4/2007	4/6/2007	STATE COLLEGE	PA	518.00		1
FOREST SERVICE	CONSERVING AND RESTORING FREQUENT FIRE LANDSCAPES OF THE WEST: LINKING SCIENCE	10/24/2006	10/26/2006	FLAGSTAFF	AZ	4,488.00		5
FOREST SERVICE	CONTRACT ADMINISTRATION TRAINING	7/26/2007	7/26/2007	SAN DIEGO	CA	3,991.83		2
FOREST SERVICE	CONTRACT WRITING - STATEMENT OF WORK	9/18/2007	9/22/2007	WASHINGTON	DC	2,244.17		1
FOREST SERVICE	CONTRACTING OFFICER REPRESENTATIVE TRAINING	3/27/2007	3/29/2007	BROOMFIELD	CO	689.00		1
FOREST SERVICE	CONTRACTING OFFICER REPRESENTATIVE TRAINING	4/25/2007	4/27/2007	PRESCOTT	AZ	5,341.00		16
FOREST SERVICE	CONTRACTING OFFICER REPRESENTATIVE TRAINING	5/1/2007	5/3/2007	WASHINGTON	DC	1,445.00		1
FOREST SERVICE	CRITERIA AND INDICATORS SUSTAINABILITY ROUND TABLE	9/7/2007	9/7/2007	MADISON	WI	887.49		1
FOREST SERVICE	CULTURAL & RESOURCE MGMT. ES&O	3/19/2007	3/23/2007	SAN ANTONIO	TX	1,350.00		1
FOREST SERVICE	CUMBER RIVER FIRE LEARNING NETWORK	5/22/2007	5/24/2007	SOMERSET	KY	121.00		1
FOREST SERVICE	DECLINING AMPHIBIAN POPULATION TASK FORCE	1/18/2007	1/19/2007	LAS VEGAS	NV	377.00		1
FOREST SERVICE	DEFENSIVE DRIVING TRAINING	6/18/2007	6/18/2007	MCCALL	ID	1,681.00		200
FOREST SERVICE	DELAWARE HIGHLANDS CONSERVATORY	12/20/2006	12/20/2006	MILFORD	PA	163.00		16
FOREST SERVICE	DEPARTMENT OF DEFENSE NATURAL RESOURCES TRAINING WORKSHOP	3/19/2007	3/23/2007	PORTLAND	OR	114.00		1
FOREST SERVICE	DEPARTMENT OF LABOR LEADERSHIP CONFERENCE	1/16/2006	1/16/2006	WASHINGTON	DC	1,083.00		1
FOREST SERVICE	DESTINATION CUSTOMER RECORDS MANAGEMENT	8/20/2007	8/23/2007	NEW YORK CITY	NY	3,912.54		1
FOREST SERVICE	DEVELOPING A SCIENCE BASED FRAMEWORK TO IDENTIFY AND DESIGNATE TEMPERATURE SENSITIVE STREAMS	10/2/2006	10/2/2006	VANCOUVER	CA	622.00		1
FOREST SERVICE	DISPATCH WORKSHOP	4/3/2007	4/4/2007	LANEPORT	CA	141.00		1
FOREST SERVICE	DISPATCHER WORKSHOP	2/27/2007	3/1/2007	SEASIDE	OR	1,613.00		2
FOREST SERVICE	DIVERSITY COMMITTEE CONFERENCE	2/13/2007	2/15/2007	TALLAHASSEE	FL	16,400.00		28
FOREST SERVICE	DRY FORESTS II: APPLYING NEW KNOWLEDGE TO MANAGE FUELS AND HABITATS IN EASTSIDE FORESTS	5/1/2007	5/4/2007	TUCSON	AZ	748.00		1
FOREST SERVICE	DURABILITY IN WOOD PLASTIC AND NATURAL FIBER COMPOSITES	12/4/2006	12/5/2006	SAN ANTONIO	TX	528.00		1
FOREST SERVICE	EAST TX FOREST ENTOMOLOGY SEMINAR	10/10/2006	10/13/2006	WASHINGTON	DC	4,803.00		5
FOREST SERVICE	EASTERN LAND RESOURCES COUNCIL WESTERN STATE LAND COMMISSIONERS ASSOCIATION JOINT SPRING CONFERENCE	3/28/2007	3/29/2007	WASHINGTON	DC	1,336.00		1
FOREST SERVICE	ECOLOGY OF AZ ANGELISDS SYMPOSIUM	1/24/2007	1/26/2007	TUCSON	AZ	378.00		1
FOREST SERVICE	ECONOMIC IMPACT OF NON NATIVE FOREST PESTS AND PAT	6/3/2007	6/7/2007	SANTA BARBARA	CA	1,000.00		1
FOREST SERVICE	ECOSYSTEM SERVICE MARKETS	2/27/2007	2/27/2007	HOUSTON	TX	2,386.00		2
FOREST SERVICE	EMPOWER	6/6/2007	6/6/2007	SALON	ID	2,537.00		20
FOREST SERVICE	ENTERPRISE MESSAGING SERVICE MAP SESSION	9/14/2007	9/13/2007	ARLINGTON	VA	3,925.89		2
FOREST SERVICE	ENTOMOLOGY CENTURY SYMPOSIUM	9/13/2007	9/17/2007	EAST LANSING	MI	966.44		1
FOREST SERVICE	ENTOMOLOGY'S 100 YEAR CELEBRATION	9/24/2007	9/26/2007	ST. PAUL	MN	333.02		1

FY 2007

Agency Name	Conference Name	Dates of Travel		Location of Travel		Total Costs		Staff Attending
		Start	End	City	State			
FOREST SERVICE	ENVIRONMENTAL SYSTEM RESEARCH INSTITUTE FEDERAL USERS CONFERENCE	1/9/2007	1/11/2007	WASHINGTON	DC	967.00		1
FOREST SERVICE	ENVIRONMENTAL COMPLIANCE TRAINING	7/23/2007	7/26/2007	ESCANABA	MI	791.22		1
FOREST SERVICE	ENVIRONMENTAL MANAGEMENT SYSTEM REGIONAL WORKSHOP	1/30/2007	1/31/2007	GLENNWOOD SPRINGS	CO	251.00		1
FOREST SERVICE	ENVIRONMENTAL MANAGEMENT SYSTEMS NATIONAL WORKSHOP	11/28/2006	11/29/2006	TUCSON	AZ	884.00		1
FOREST SERVICE	EXCEL EXAMINING CONFLICTS IN EMPLOYMENT LAW	8/13/2007	8/16/2007	DENVER	CO	12,113.93		6
FOREST SERVICE	EXECUTIVE LEADERSHIP PROGRAM	6/23/2007	6/26/2007	SAN FRANCISCO	CA	3,254.27		1
FOREST SERVICE	EXPERT PANEL FOR TECHNICAL APPRAISAL OF PROJECT A	8/1/2007	8/5/2007	BANGKOK	TH	2,254.73		2
FOREST SERVICE	FEDERAL APPROPRIATIONS LAW	8/10/2007	8/21/2007	DALLAS	TX	4,153.96		2
FOREST SERVICE	FEDERAL ASIAN PACIFIC AMERICAN CONFERENCE (FAPAC)	5/28/2007	6/1/2007	WASHINGTON	DC	2,057.00		1
FOREST SERVICE	FEDERAL GRANTS UPDATE 2007	8/10/2007	8/14/2007	DENVER	CO	1,288.05		1
FOREST SERVICE	FEDERAL HEALTH INSURANCES	10/25/2006	10/25/2006	SALT LAKE CITY	UT	139.00		1
FOREST SERVICE	FEDERAL OFFICE SYSTEMS EXPOSITION	3/20/2007	3/22/2007	WASHINGTON	DC	430.00		1
FOREST SERVICE	FEDERATION OF SOCIETIES FOR CODING TECHNOLOGIES	7/23/2007	7/27/2007	SEATTLE	WA	1,610.90		1
FOREST SERVICE	FEDERATION OF SOUTHERN COOPERATIVE LAND ASSISTANCE FUND SMALLER FARMER AND TRADE CONFERENCE	2/6/2007	2/10/2007	ALBANY	GA	1,497.00		1
FOREST SERVICE	FEHSA FOR HUMAN RESOURCE SPECIALISTS	10/25/2006	10/25/2006	SPOKANE	WA	64.00		1
FOREST SERVICE	FINANCIAL MANAGEMENT TRAINING	8/4/2007	8/6/2007	WASHINGTON	DC	1,458.01		1
FOREST SERVICE	FIRE BEHAVIOR AND FUELS CONFERENCE	3/26/2007	3/29/2007	DESTIN	FL	12,699.00		6
FOREST SERVICE	FIRE BURN BOSS REFRESHER	3/6/2007	3/7/2007	REDMOND	OR	275.00		1
FOREST SERVICE	FIRE CONFERENCE	4/4/2007	4/5/2007	GAITHERSBURG	MD	1,089.00		1
FOREST SERVICE	FIRE CONTRACTING SEMINAR	2/22/2007	2/22/2007	BOISE	ID	377.00		1
FOREST SERVICE	FIRE MANAGEMENT OFFICER TRAINING	11/7/2006	11/9/2006	PARIS	AR	228.00		1
FOREST SERVICE	FIRE MANAGEMENT OFFICER TRAINING	12/8/2006	12/8/2006	LONDON	KY	14.00		1
FOREST SERVICE	FIRE MANAGEMENT OFFICER TRAINING	3/28/2007	3/28/2007	WINTER PARK	CO	136.00		1
FOREST SERVICE	FIRE MANAGEMENT OFFICER TRAINING	4/17/2007	4/18/2007	WENDOVER	NV	252.00		1
FOREST SERVICE	FIRE MANAGEMENT TRAINING COURSE	12/11/2006	12/15/2006	MADRID	IN	316.00		1
FOREST SERVICE	FIRE TEAM CONFERENCE	5/12/2007	5/22/2007	EAGLE CREST	OR	247.00		1
FOREST SERVICE	FIRELINE LEADERSHIP	2/26/2007	3/2/2007	LAKE CITY	FL	1,479.00		1
FOREST SERVICE	FIREFISE CONFERENCE	11/3/2006	11/3/2006	DENVER	CO	73.00		1
FOREST SERVICE	FISH COMMITTEE PELTON FOUND BUTTE	8/14/2007	8/14/2007	PORTLAND	OR	91.20		1
FOREST SERVICE	FISHERIES & HYDROLOGY WORKSHOP	7/10/2007	7/12/2007	WINTER PARK	CO	1,076.55		3
FOREST SERVICE	FLORIDA EXOTIC PLANT PEST COUNCIL ANNUAL CONFERENCE	4/30/2007	5/1/2007	COCCA BEACH	FL	84.00		1
FOREST SERVICE	FOLIAGE SHOOT AND STEM DISEASES OF FOREST TREES	5/21/2007	5/26/2007	SOPRON	HU	13,178.00		3

FY 2007

Agency Name	Conference Name	Dates of Travel		Location of Travel		Total Costs		Staff Attending
		Start	End	City	State			
FOREST SERVICE	FOREST DECLINE IN THE SOUTHEASTERN UNITED STATES	3/26/2007	3/30/2007	ATLANTA	GA	578.00		1
FOREST SERVICE	FOREST FIRE COUNCIL CONFERENCE AND PRESENTATION	10/17/2006	10/19/2006	RENO	NV	981.00		2
FOREST SERVICE	FOREST INVENTORY AND ANALYSIS SCIENCE SYMPOSIUM	10/16/2006	10/19/2006	MONTEREY	CA	17,938.00		12
FOREST SERVICE	FOREST LANDOWNERS ASSOCIATION	5/8/2007	5/11/2007	CHARLESTON	SC	3,356.00		1
FOREST SERVICE	FOREST LANDOWNERS CONFERENCE	3/10/2007	3/10/2007	CLARION	PA	440.00		2
FOREST SERVICE	FOREST PEST WORKSHOP	10/22/2006	10/23/2006	PELLSTON	MI	1,392.00		1
FOREST SERVICE	FOREST PLANNING CONFERENCE	9/4/2007	9/4/2007	OLYMPIA	WA	111.55		1
FOREST SERVICE	FOREST SERVICE RESEARCH & DEVELOPMENT	12/12/2006	12/14/2006	WASHINGTON	DC	1,015.00		1
FOREST SERVICE	FOREST SERVICE TRAILS & NATIONAL TRAILS SYMPOSIUM	10/17/2006	10/21/2006	DAVENPORT	IA	1,104.00		1
FOREST SERVICE	FOREST STEWARDSHIP PROGRAM SPATIAL ANALYSIS SUMMIT	4/17/2007	4/19/2007	BROOMFIELD	CO	3,245.00		2
FOREST SERVICE	FOREST STEWARDSHIP PROGRAM SPATIAL ANALYSIS SUMMIT	4/17/2007	4/19/2007	BROOMFIELD	CO	8,896.00		3
FOREST SERVICE	FOREST UTILIZATION CONFERENCE AND EXPO	5/9/2007	5/11/2007	WAGONER	OK	156.00		1
FOREST SERVICE	FOREST VEGETATION MANAGEMENT CONFERENCE	1/18/2007	1/18/2007	REDDING	CA	688.00		11
FOREST SERVICE	FOREST VEGETATION SYSTEM CONFERENCE	2/12/2007	2/16/2007	FORT COLLINS	CO	763.00		1
FOREST SERVICE	FORESTERS FORUM	2/7/2007	2/9/2007	COEUR D'ALENE	ID	910.00		1
FOREST SERVICE	FORESTRY CONFERENCE	4/12/2007	4/12/2007	PLYMOUTH	NH	1,998.00		1
FOREST SERVICE	FORESTS IN SETTLED LANDSCAPES	8/20/2007	8/23/2007	TORONTO	ON	1,231.86		1
FOREST SERVICE	FOURTEENTH BIENNIAL SOUTHERN SILVICULTURAL RESEARCH CONFERENCE	2/27/2007	2/27/2007	WASHINGTON	DC	500.00		1
FOREST SERVICE	COURTH CONFERENCE ON WATERSHED MANAGEMENT TO MEET WATER QUALITY STANDARDS	3/10/2007	3/14/2007	SAN ANTONIO	TX	1,855.00		1
FOREST SERVICE	FUELS AND FIRE USE REGION 2	1/29/2007	2/1/2007	CHEYENNE	WY	375.00		1
FOREST SERVICE	FUNGUS FESTIVAL & LICHEN PRESENTATION	8/30/2007	9/1/2007	CORONA	AK	678.33		1
FOREST SERVICE	FUTURE OF NANOPLASTICS 2007	2/22/2007	2/23/2007	SAN ANTONIO	TX	2,752.00		1
FOREST SERVICE	GAP PROGRAM MAPPERS WORKSHOP	2/12/2007	2/12/2007	PORTLAND	OR	192.00		1
FOREST SERVICE	GATHERING AT THE HEADWATERS: BUILDING EE IN SOCIETY	10/10/2006	10/13/2006	ST. PAUL	MN	4,044.00		1
FOREST SERVICE	GENERAL SERVICES ADMINISTRATION TRAVEL CONFERENCE	4/2/2007	4/6/2007	LOS ANGELES	CA	1,383.00		1
FOREST SERVICE	GEOSPATIAL 2007	5/7/2007	5/10/2007	PORTLAND	OR	286,230.00		315
FOREST SERVICE	GLOBAL INFORMATION SYSTEM AND WORLD TOWN PLANNING DAY	11/15/2006	11/15/2006	ALBANY	NY	109.00		1
FOREST SERVICE	GLOBAL INFORMATION SYSTEM CONFERENCE	10/24/2006	10/26/2006	PARK CITY	UT	1,198.00		2
FOREST SERVICE	GLOBAL INFORMATION SYSTEM TRAINING	4/9/2007	4/12/2007	DENVER	CO	787.00		2
FOREST SERVICE	GORDON CONFERENCE	7/10/2007	7/12/2007	NEW LONDON	NH	198.00		1
FOREST SERVICE	GOSHAWK PRESCRIPTION	7/24/2007	7/24/2007	DULCE	NM	118.50		1
FOREST SERVICE	GOSHAWK TRAINING	10/3/2006	10/5/2006	FLAGSTAFF	AZ	458.00		1

FY 2007

Agency Name	Conference Name	Dates of Travel		Location of Travel		Total Costs		Staff Attending	
		Start	End	City	State				
FOREST SERVICE	GOVERNMENT FINANCIAL MANAGEMENT CONFERENCE	8/7/2007	8/9/2007	WASHINGTON	DC	7,821.50		6	
FOREST SERVICE	GOVERNMENT SECURITY EXPO & CONFERENCE	5/9/2007	5/10/2007	WASHINGTON	DC	113.00		1	
FOREST SERVICE	GRANTS AND AGREEMENTS WORKSHOP	6/7/2007	6/13/2007	MONTGOMERY	AL	759.17		2	
FOREST SERVICE	GREAT BASIN ANTHROPOLOGY CONFERENCE	10/18/2006	10/20/2006	LAS VEGAS	NV	387.00		1	
FOREST SERVICE	GREAT LAKES PANEL FOR AQUATIC NUISANCE SPECIES	12/13/2006	12/14/2006	ANN ARBOR	MI	412.00		1	
FOREST SERVICE	GREATER YELLOWSTONE AREA FUELS AND FIRE USE	5/6/2007	5/9/2007	JACKSON	WY	289.00		1	
FOREST SERVICE	GREENBUILD INTERNATIONAL CONFERENCE AND EXPO 2006	11/15/2006	11/17/2006	DENVER	CO	954.00		1	
FOREST SERVICE	GREENHOUSE GAS CONFERENCE	2/5/2007	2/6/2007	BALTIMORE	MD	3,711.00		4	
FOREST SERVICE	GROWING GREENER CITIES	10/15/2006	10/17/2006	PIERCEMAN QUAD	PA	1,074.00		2	
FOREST SERVICE	HARDROCK 2006 SUSTAINABLE MODERN MINING APPLICATIONS	11/14/2006	11/16/2006	TUCSON	AZ	906.00		1	
FOREST SERVICE	HAWAII BOARD OF AGRICULTURE	8/28/2007	8/28/2007	HONOLULU	HI	139.83		1	
FOREST SERVICE	HAWAII CONSERVATION ALLIANCE	7/25/2007	7/27/2007	HONOLULU	HI	6,453.19		10	
FOREST SERVICE	HAZMAT REFRESHER	12/12/2006	12/14/2006	MUSCLE SHOALS	AL	231.00		1	
FOREST SERVICE	HELICOPTER MANAGER WORKSHOP	3/5/2007	3/6/2007	TUCSON	AZ	756.00		1	
FOREST SERVICE	HELICOPTER MANAGER'S CONFERENCE	2/6/2007	2/6/2007	ST. LOUIS	MO	776.00		1	
FOREST SERVICE	HELICOPTER RAPPEL TRAINING	6/1/2007	6/6/2007	NEW MEADOWS	ID	1,388.00		87	
FOREST SERVICE	HELICOPTER SPOTTER TRAINING	5/16/2007	6/6/2007	NEW MEADOWS	ID	1,500.00		10	
FOREST SERVICE	HELM WORKSHOP	12/4/2006	12/7/2006	CHATTANOOGA	TN	448.00		1	
FOREST SERVICE	HERITAGE TOURISM CONFERENCE	11/13/2006	11/17/2006	SANTA FE	NM	671.00		2	
FOREST SERVICE	HIGH PERFORMANCE COMMUTING SYMPOSIUM	3/25/2007	3/29/2007	RICHMOND	VA	1,257.00		1	
FOREST SERVICE	HIGH RELIABILITY ORGANIZING WORKSHOP	12/5/2006	12/7/2006	THERMOPOLIS	WY	218.00		1	
FOREST SERVICE	HISTORIC PRESERVATION AND ENERGY EFFICIENCY IN FEDERAL BUILDINGS WORKSHOP	12/8/2006	12/7/2006	WASHINGTON	DC	1,156.00		1	
FOREST SERVICE	HNR PROGRAM REVIEW	2/13/2007	2/15/2007	SKAMANIA LODGE	WA	280.00		1	
FOREST SERVICE	HUCKLEBERRY SUMMIT	6/21/2007	6/21/2007	EATONVILLE	WA	358.00		2	
FOREST SERVICE	HUMAN & NATURAL RESOURCE INTERACTION	2/13/2007	2/15/2007	STEVENSON	WA	47,452.00		32	
FOREST SERVICE	HUMAN RESOURCE LIAISON TRAINEE	7/8/2007	7/12/2007	ALBUQUERQUE	NM	4,540.09		2	
FOREST SERVICE	HUMMINGBIRD MIGRATION	9/8/2007	9/9/2007	HOLLY SPRINGS	MS	216.63		1	
FOREST SERVICE	1300 OPERATIONS SECTION CHIEF	1/8/2007	1/10/2007	STERLING	CO	296.00		1	
FOREST SERVICE	1 SUITE	1/6/2007	1/10/2007	AUGUSTA	ME	334.00		1	
FOREST SERVICE	WEB MINERAL MATERIALS DATABASE TRAINING	5/1/2007	5/3/2007	LARAMIE	WY	4,700.06		12	
FOREST SERVICE	IAS TRAINING	7/10/2007	8/20/2007	WASHINGTON	DC	3,463.97		2	



FY 2007

Agency/Name	Conference Name	Dates of Travel		Location of Travel		Total Costs		Staff Attending
		Start	End	City	State			
FOREST SERVICE	IWA CONFERENCE	7/14/2007	7/20/2007	SAN LUIS POTOSI	MX	1,003.38		1
FOREST SERVICE	ID HORTICULTURE EXPO	1/17/2007	1/19/2007	BOISE	ID	1,914.00		1
FOREST SERVICE	ID RARE PLANT CONFERENCE	2/13/2007	2/15/2007	BOISE	ID	590.00		1
FOREST SERVICE	ID STATE WEED CONFERENCE	1/30/2007	2/22/2007	MERIDIAN	ID	385.00		1
FOREST SERVICE	ID WEED CONTROL ASSOCIATION ANNUAL	1/31/2007	2/22/2007	NAPA	ID	1,133.00		1
FOREST SERVICE	IMAP	2/13/2007	2/13/2007	SALEM	OR	280.00		3
FOREST SERVICE	INCIDENT LEADERSHIP CONFERENCE	3/12/2007	3/16/2007	MONTROSE	CO	585.00		1
FOREST SERVICE	INCIDENT MANAGEMENT TEAMS CONFERENCE	4/17/2007	4/19/2007	SPOKANE	WA	646.00		1
FOREST SERVICE	INDIANA ARBORISTS ASSOCIATION CONFERENCE	1/10/2007	1/11/2007	INDIANAPOLIS	IN	505.00		1
FOREST SERVICE	INFORMATION SYSTEMS ORGANIZATION PARTNERSHIP MEETI	9/28/2007	8/29/2007	MINNEAPOLIS	MN	611.26		1
FOREST SERVICE	INSTITUTE ON LAKE SUPERIOR GEOLOGY	5/8/2007	5/13/2007	LITSEEN	MN	584.00		1
FOREST SERVICE	INTEGRATED RESOURCES WORKSHOP	2/27/2007	3/2/2007	OGDEN	UT	56,281.00		546
FOREST SERVICE	INTEGRATION OF VEGETATION CLASSIFICATION	9/14/2007	8/16/2007	SALT LAKE CITY	UT	2,326.30		2
FOREST SERVICE	INTEGRATIVE SCIENCE FOR INTEGRATIVE MANAGEMENT	8/14/2007	8/20/2007	SARASOTA	FL	8,344.16		2
FOREST SERVICE	INTER REGIONAL TRIBAL RELATIONS	4/30/2007	5/3/2007	TOWAOC	CO	168.00		1
FOREST SERVICE	INTERAGENCY AVIATION CONFERENCE EDUCATION	4/18/2007	4/20/2007	BOISE	ID	1,472.00		2
FOREST SERVICE	INTERAGENCY FIRE PROGRAM MANAGEMENT	10/30/2006	1/13/2007	ARLINGTON	VA	2,203.00		1
FOREST SERVICE	INTERAGENCY HELICOPTER CREW CONFERENCE	2/27/2007	2/28/2007	RENO	NV	36,000.00		80
FOREST SERVICE	INTERAGENCY HOTSHOT CREW GLOBAL WAR ON ERROR WORKSHOP	1/25/2007	1/26/2007	FLAGSTAFF	AZ	7,150.00		99
FOREST SERVICE	INTERAGENCY INCIDENT BUSINESS MANAGEMENT	6/11/2007	6/13/2007	SALMON	ID	1,074.56		15
FOREST SERVICE	INTERAGENCY RIVER MANAGERS WORKSHOP	5/21/2007	5/24/2007	MISSOULA	MT	1,911.00		2
FOREST SERVICE	INTERMOUNTAIN FORESTRY ASSOCIATION	11/16/2006	11/16/2006	DENVER	CO	340.00		2
FOREST SERVICE	INTERNATIONAL ASSOCIATION OF LANDSCAPE ECOLOGY	4/9/2007	4/13/2007	UCSON	AZ	3,547.50		3
FOREST SERVICE	INTERNATIONAL CONFERENCE FOR ADVANCED MATERIALS AND PROCESSING	12/10/2006	12/13/2006	HAMILTON	NZ	3,416.00		1
FOREST SERVICE	INTERNATIONAL CONFERENCE OF THE EUROPEAN BIRD CENSUS COUNCIL BIRD NUMBERS 2007 MONITORING FOR CHNS	4/17/2007	4/22/2007	CHAVENNA	IT	2,574.00		1
FOREST SERVICE	INTERNATIONAL CONFERENCE ON WOOD BIOFIBER PLASTIC COMPOSITES	5/21/2007	5/22/2007	MADISON	WI	2,214.00		3
FOREST SERVICE	INTERNATIONAL CONGRESS OF FIRE ECOLOGY AND MANAGEMENT	11/13/2006	11/17/2006	SAN DIEGO	CA	1,843.00		1
FOREST SERVICE	INTERNATIONAL CONGRESS ON BIOTECHNOLOGY IN THE PUL	6/10/2007	6/15/2007	WI	WI	584.70		1
FOREST SERVICE	INTERNATIONAL EARTH DAY BOTANICAL GARDEN CARIBBEAN	3/26/2007	3/29/2007	SAN JUAN	PR	2,505.00		1
FOREST SERVICE	INTERNATIONAL ECOLOGY AND TRANSPORTATION CONFERENCE	5/21/2007	5/25/2007	LITTLE ROCK	AR	1,937.00		1
FOREST SERVICE	INTERNATIONAL ENERGY BIOENERGY TASK 30 CONFERENCE	8/12/2007	8/17/2007	ONTARIO	ON	1,088.66		1
FOREST SERVICE	INTERNATIONAL FIRE ECOLOGY & MANAGEMENT CONGRESS	11/13/2006	11/17/2006	SAN DIEGO	CA	9,697.00		2

FY 2007

Agency/Name	Conference Name	Dates of Travel		Location of Travel		Total Costs		Staff Attending
		Start	End	City	State			
FOREST SERVICE	INTERNATIONAL FIRE ECOLOGY CONGRESS 2006 CONFERENCE	11/13/2006	11/14/2006	SAN DIEGO	CA	27,604.00		18
FOREST SERVICE	INTERNATIONAL HERITAGE CONFERENCE	6/20/2007	6/21/2007	DETROIT	MI	710.95		1
FOREST SERVICE	INTERNATIONAL LANDSCAPE ECOLOGY WORLD CONGRESS	7/8/2007	7/12/2007	WAGENINGEN	NL	16,397.28		4
FOREST SERVICE	INTERNATIONAL MOLDED FIBER SEMINAR	3/18/2007	3/18/2007	SAN DIEGO	CA	882.00		1
FOREST SERVICE	INTERNATIONAL OCEANATOSPHERE CONFERENCE	7/4/2007	7/6/2007	QINGDAO	CH	1,725.92		1
FOREST SERVICE	INTERNATIONAL PLANT AND ANIMAL GENOME XV CONFERENCE	1/14/2007	1/17/2007	SAN DIEGO	CA	2,543.00		1
FOREST SERVICE	INTERNATIONAL RACE, PLACE AND ETHNICITY CONFERENCE II	11/1/2006	11/4/2006	SAN MARCOS	TX	907.00		1
FOREST SERVICE	INTERNATIONAL SCIENTIFIC CONFERENCE	8/7/2007	8/10/2007	PORTLAND	OR	2,277.78		2
FOREST SERVICE	INTERNATIONAL SNOW SCIENCE WORKSHOP	10/22/2006	10/4/2006	TELLURIDE	CO	751.00		1
FOREST SERVICE	INTERNATIONAL STUDENT FORUM	4/1/2007	4/1/2007	SYRACUSE	NY	482.00		1
FOREST SERVICE	INTERNATIONAL SYMPOSIUM ON ADVANCED BIOMASS SCIENCE AND TECHNOLOGY	5/23/2007	5/25/2007	BEIJING	CH	7,131.00		3
FOREST SERVICE	INTERNATIONAL SYMPOSIUM ON BIOLOGICAL CONTROL OF WEEDS	4/22/2007	4/27/2007	MONTPELLIER	FR	7,988.00		2
FOREST SERVICE	INTERNATIONAL SYMPOSIUM ON EMERGING TECHNOLOGY OF PULPING AND PAPERMAKING	11/8/2006	11/10/2006	GUANGZHOU	CH	2,384.00		1
FOREST SERVICE	INTERNATIONAL SYMPOSIUM ON FOREST HEALTH MONITORING	1/30/2007	1/30/2007	SEOUL	KR	439.00		1
FOREST SERVICE	INTERNATIONAL SYMPOSIUM ON REMOTE SENSING OF ENVIR	6/27/2007	6/29/2007	SAN JOSE	CA	2,788.99		1
FOREST SERVICE	INTERNATIONAL SYMPOSIUM ON SERVICE LIFE PREDICTION: GLOBAL PERSPECTIVES	12/3/2006	12/6/2006	KEY LARGO	FL	1,630.00		1
FOREST SERVICE	INTERNATIONAL SYMPOSIUM ON SOCIETY AND RESOURCE MGMT	6/17/2007	6/21/2007	PARK CITY	UT	24,877.10		15
FOREST SERVICE	INTERNATIONAL TROPICAL TIMBER COUNCIL	11/6/2006	11/11/2006	KOKOHAMA	JA	3,815.00		1
FOREST SERVICE	INTERNATIONAL UNION OF FOREST RESOURCES ORGANIZATION	4/17/2007	4/21/2007	WASHINGTON	DC	2,338.00		2
FOREST SERVICE	INTERNATIONAL UNION OF FOREST RESOURCES ORGANIZATION	10/8/2006	10/13/2006	DURHAM	NH	395.00		1
FOREST SERVICE	INTERNATIONAL UNION OF FOREST RESOURCES ORGANIZATION	10/10/2006	10/13/2006	CHARLESTON	WV	1,770.00		1
FOREST SERVICE	INTERNATIONAL WILDLAND FIRE CONFERENCE AND CONGRESS	5/18/2007	5/19/2007	SEVILLA	SP	309.00		1
FOREST SERVICE	INTERNATIONAL WOMEN IN THE FIRE SERVICE CONFERENCE	4/25/2007	4/26/2007	OAKLAND	CA	1,024.00		1
FOREST SERVICE	INTERNATIONAL WORKING GROUP OF FOREST LEADERS	10/17/2006	10/18/2006	MILFORD	PA	1,253.00		26
FOREST SERVICE	INTERNATIONAL WORKSHOP ON BIOLOGICAL CORRIDORS: EXPERIENCES IN AMERICA	2/22/2007	2/24/2007	SAN JOSE	CS	135.00		1
FOREST SERVICE	INT'L UNION OF FOREST RESEARCH ORG FOREST GROWTH	8/7/2007	8/10/2007	PORTLAND	OR	14,129.50		5
FOREST SERVICE	INTRODUCING AFGLOBAL INFORMATION SYSTEM 9.2 SEMINAR	11/9/2006	11/9/2006	ATLANTA	GA	12.00		1
FOREST SERVICE	INTRODUCTION TO FORESTRY LECTURER	11/13/2006	11/13/2006	USKEGEE	AL	1,200.00		1
FOREST SERVICE	INTRODUCTION TO GEOTHERMAL POWER EXPLORATION AND DEVELOPMENT	5/22/2007	5/22/2007	BEND	OR	275.00		1
FOREST SERVICE	INVASIVE PLANTS RESEARCH CONFERENCE	11/8/2007	11/8/2007	DE	DH	75.00		3
FOREST SERVICE	INVASIVE PLANTS RESEARCH, REMOVAL AND RENEWAL CON	8/15/2007	8/16/2007	PHILADELPHIA	PA	910.95		1
FOREST SERVICE	INVASIVE SPECIES CONFERENCE	1/8/2007	1/12/2007	ANNAPOLIS	MD	38,613.00		21

FY 2007

Agency Name	Conference Name	Dates of Travel		Location of Travel		Total Costs	Staff Attending
		Start	End	City	State		
FOREST SERVICE	INVASIVE SPECIES TRAINING	6/19/2007	6/19/2007	ASHLAND	WI	237.00	2
FOREST SERVICE	IRW CONFERENCE / TRAINING	2/26/2007	3/2/2007	ODGEN	UT	6,887.00	12
FOREST SERVICE	ISLAND IN THE PLAINS SYMPOSIUM	5/4/2007	5/5/2007	SPEARFISH	SD	720.00	1
FOREST SERVICE	ISRIE CONFERENCE	6/25/2007	6/26/2007	SAN JOSE	CA	2,911.14	1
FOREST SERVICE	IUFRO EUROPEAN CONFERENCE	9/5/2007	9/10/2007	WARSAW	PL	2,782.35	1
FOREST SERVICE	IUFRO FOREST RESEARCH MANAGEMENT IN AN ERA OF GLOBALIZATION	4/19/2007	7/2/2007	WASHINGTON	DC	4,584.00	4
FOREST SERVICE	IUFRO KNOWLEDGE MANAGEMENT IN FORESTRY CONFERENCE	10/24/2006	7/26/2007	FREIBURG	GM	6,089.00	2
FOREST SERVICE	IUFRO TREE BIOTECHNOLOGY	6/3/2007	6/8/2007	PONTA DELGADO	PO	3,508.15	2
FOREST SERVICE	IUFRO WOOD DRYING CONFERENCE	8/25/2007	8/31/2007	ORONO	ME	1,751.54	1
FOREST SERVICE	JANET MEAKIN POOR SYMPOSIUM	9/4/2007	9/9/2007	CHICAGO	IL	94.64	1
FOREST SERVICE	JOB CORPS LEADERSHIP CONFERENCE	1/16/2006	1/16/2006	WASHINGTON	DC	1,833.00	1
FOREST SERVICE	JOB CORPS SAN FRANCISCO REGION 2007 WOMEN'S CONFERENCE	5/1/2007	5/1/2007	ANAHEIM	CA	2,959.00	3
FOREST SERVICE	JOINT SERVICES ENVIRONMENTAL MANAGEMENT CONFERENCE	5/21/2007	5/24/2007	COLUMBUS	OH	3,890.00	4
FOREST SERVICE	KIDS OUTSIDE NUTURING A LAND ETHIC	4/10/2007	4/12/2007	MADISON	WI	44,816.00	62
FOREST SERVICE	KITCHEN CABINET ASSOCIATION	10/28/2006	10/30/2006	GREENSBORO	NC	155.00	1
FOREST SERVICE	LA RECREATION FORUM	3/12/2007	3/12/2007	ONTARIO	CA	804.00	1
FOREST SERVICE	LA TRANSPORTATION ENGINEERING CONFERENCE	2/12/2007	2/14/2007	BATON ROUGE	LA	489.00	1
FOREST SERVICE	LABOR RELATIONS	6/18/2007	6/22/2007	PHILADELPHIA	PA	654.75	1
FOREST SERVICE	LAKE TAHOE SCIENCE PLAN CONFERENCE	10/17/2006	10/20/2006	INCINE VILLAGE	NV	448.00	1
FOREST SERVICE	LANDFIRE EXECUTIVE OVERSIGHT COUNCIL	3/14/2007	3/16/2007	FERNANDINA	FL	1,023.00	1
FOREST SERVICE	LANDS AND REALTY ACADEMY	3/13/2007	3/14/2007	PHOENIX	AZ	247.00	1
FOREST SERVICE	LATIN AMERICAN INTERNATIONAL UNION OF FOREST RESEARCH ORGANIZATIONS CONGRESS	10/23/2006	10/27/2006	LA SERENA	CL	1,249.00	1
FOREST SERVICE	LEADERSHIP CONFERENCE	9/13/2007	6/15/2007	ORLANDO	FL	785.01	1
FOREST SERVICE	LEADERSHIP LEGACY PROGRAM	10/24/2006	10/26/2006	MILFORD	PA	4,759.00	35
FOREST SERVICE	LEADERSHIP SUCCESSION CONFERENCE	5/8/2007	5/10/2007	MILFORD	PA	2,779.00	1
FOREST SERVICE	LEASEABLE MINERAL DEVELOPMENTS IN R8	5/3/2007	5/4/2007	RIDGELAND	MS	349.00	1
FOREST SERVICE	LEGISLATIVE AFFAIRS CONFERENCE	5/14/2007	7/18/2006	WASHINGTON	DC	2,462.00	1
FOREST SERVICE	LIASON WORK AT STATE FAIR	8/21/2007	8/21/2007	LOUISVILLE	KY	153.26	1
FOREST SERVICE	LONG TERM COLLABORATION ADVISORY COMMITTEE	12/12/2006	12/13/2006	WASHINGTON	DC	2,944.00	2
FOREST SERVICE	LONGLEAF ALLIANCE REGIONAL CONFERENCE	11/14/2006	11/16/2006	FIFTON	GA	12,225.00	6
FOREST SERVICE	LOOKOUT REFRESHER TRAINING	6/26/2007	6/26/2007	NEW MEADOWS	ID	1,090.00	32
FOREST SERVICE	LOW VOLUME ROADS CONFERENCE	6/24/2007	6/27/2007	AUSTIN	TX	6,617.25	5

FY 2007

Agency Name	Conference Name	Date of Travel		Location of Travel		Total Costs		Staff Attending
		Start	End	City	State			
FOREST SERVICE	M 518 MANAGING WILDLAND FIRE FOR RESOURCE BENEFITS	12/11/2006	12/15/2006	CHATTANOOGA	TN	919.00		1
FOREST SERVICE	MANAGING A SPECIAL EMPHASIS PROGRAM	6/6/2007	6/9/2007	SALT LAKE CITY	UT	1,299.32		1
FOREST SERVICE	MANAGING AGRICULTURAL LANDSCAPES FOR ENVIRONMENTAL QUALITY	10/11/2006	10/13/2006	KANSAS CITY	MO	1,098.00		1
FOREST SERVICE	MANAGING ORGANIZATIONAL CHANGE AS PART OF THE NATIONAL ENVIRONMENTAL POLICY	12/13/2006	12/14/2006	ALEXANDRIA	VA	19,800.00		12
FOREST SERVICE	MANAGING ORGANIZATIONAL CHANGE AS PART OF THE NATIONAL ENVIRONMENTAL POLICY	3/24/2007	3/24/2007	NEW GERMANY	MD	199.00		1
FOREST SERVICE	MANAGING YOUR WOODLOT TO REDUCE GYPSY MOTH IMPACTS	4/24/2007	4/25/2007	ROLLA	MO	120.00		1
FOREST SERVICE	MARK TWAIN NATIONAL FOREST AND NORTHERN RESEARCH STATION FIRE WORKSHOP	5/15/2007	5/17/2007	JOLIET	IL	532.00		1
FOREST SERVICE	MIDWESTERN NATIONAL TALLGRASS PRAIRIE CONFERENCE	2/28/2007	3/2/2007	OSPEKA	KS	607.00		1
FOREST SERVICE	MIDWESTERN CHAPTER INTERNATIONAL SOCIETY OF ARBORICULTURE ANNUAL CONFERENCE	3/27/2007	3/31/2007	BIRMINGHAM	AL	9,784.00		9
FOREST SERVICE	MINORITIES IN AGRICULTURE, NATURAL RESOURCES AND RELATED SCIENCES CONFERENCE	8/12/2007	8/17/2007	DENVER	CO	1,771.52		1
FOREST SERVICE	MINORITIES IN AGRICULTURE, NATURAL RESOURCES AND RELATED SCIENCES CONFERENCE	3/27/2007	3/31/2007	BIRMINGHAM	AL	670.00		2
FOREST SERVICE	MISSOURI BRG CONSERVATION INITIATIVE ANNUAL CONF	8/24/2007	8/25/2007	COLUMBIA	MO	130.25		1
FOREST SERVICE	MN INTERAGENCY INCIDENT COMMAND SYSTEM	2/7/2007	2/9/2007	COON RAPIDS	MN	280.00		1
FOREST SERVICE	MO NATURAL RESOURCES CONFERENCE	1/31/2007	2/2/2007	OSAGE BEACH	MO	1,096.00		3
FOREST SERVICE	MO URBAN FORESTRY CONFERENCE	1/23/2007	1/25/2007	SPRINGFIELD	MO	632.00		1
FOREST SERVICE	MODELING CLIMATE CHANGE	6/8/2007	6/14/2007	BEIJING	CH	4,669.25		1
FOREST SERVICE	MONITORING EVALUATION FRAMEWORKS COMMITTEE	6/26/2007	6/26/2007	MISSOULA	MT	162.30		1
FOREST SERVICE	MONTREAL PROCESS TECHNICAL ADVANCEMENT COMMITTEE	7/16/2007	7/20/2007	BEIJING	CH	2,910.66		2
FOREST SERVICE	MSA CONFERENCE	10/26/2006	10/27/2006	MANKATO	MN	211.00		1
FOREST SERVICE	MT WASHINGTON OBSERVATORY'S SCIENCE IN THE MOUNT	8/15/2007	8/15/2007	CONWAY	NH	967.34		1
FOREST SERVICE	MULTIAGE WORKSHOP	4/8/2007	4/13/2007	KLAMATH FALLS	OR	824.00		1
FOREST SERVICE	MYCOLOGICAL SOCIETY OF AMERICA CONFERENCE	8/6/2007	8/9/2007	BATON ROUGE	LA	2,823.46		1
FOREST SERVICE	MYRTLE CREEK HFRS	7/17/2007	7/17/2007	MISSOULA	MT	162.30		1
FOREST SERVICE	NARSEC 2007 INTERNATIONAL CONFERENCE	3/6/2007	3/9/2007	SANTA FE	NM	1,030.00		1
FOREST SERVICE	NATIONAL ACID DEPOSITION PROGRAM	9/1/2007	9/13/2007	BOULDER	CO	1,106.30		1
FOREST SERVICE	NATIONAL AGENDA 2020 CONFERENCE	1/17/2006	1/19/2006	WASHINGTON	DC	967.00		1
FOREST SERVICE	NATIONAL AIR PROGRAM	4/30/2007	5/2/2007	DULUTH	MN	1,343.00		1
FOREST SERVICE	NATIONAL AIR TANKER BASE MANAGERS WORKSHOP	1/29/2007	2/1/2007	RENO	NV	1,688.00		1
FOREST SERVICE	NATIONAL AMERICAN PLANNING ASSOCIATION CONFERENCE	4/14/2007	4/19/2007	PHILADELPHIA	PA	1,413.00		1
FOREST SERVICE	NATIONAL ASSOCIATION OF CORROSION ENGINEERS	3/12/2007	3/15/2007	NASHVILLE	TN	1,048.00		1
FOREST SERVICE	NATIONAL ASSOCIATION OF GOVT COMM. CONFERENCE	4/24/2007	4/26/2007	OAKBROOK	IL	1,144.00		1
FOREST SERVICE	NATIONAL ASSOCIATION OF INTERPRETATION WORKSHOP	1/16/2006	1/19/2006	ALBUQUERQUE	NM	4,470.00		6

FY 2007

Agency Name	Conference Name	Dates of Travel		Location of Travel		Total Costs	Staff Attending
		Start	End	City	State		
FOREST SERVICE	NATIONAL ATMOSPHERIC DEPOSITION PROGRAM 2006	10/24/2006	10/26/2006	NORFOLK	VA	1,165.00	1
FOREST SERVICE	NATIONAL AVIATION CONFERENCE	10/23/2006	10/25/2006	BOISE	ID	554.00	1
FOREST SERVICE	NATIONAL CONSERVATION EDUCATION CONFERENCE	4/9/2007	4/12/2007	MADISON	WI	1,050.00	1
FOREST SERVICE	NATIONAL CONVENTION OUR WOODS: WILD AND WORKING	10/25/2006	10/26/2006	PITTSBURGH	PA	1,991.00	1
FOREST SERVICE	NATIONAL COOPERATIVE SOIL SURVEY CONFERENCE	8/4/2007	8/7/2007	MADISON	WI	1,047.00	1
FOREST SERVICE	NATIONAL COUNCIL OF LARAZA ANNUAL CONFERENCE	7/19/2007	7/24/2007	MAAMI	FL	3,510.00	2
FOREST SERVICE	NATIONAL DIGITAL PHOTO PROGRAM CONFERENCE	10/23/2006	10/27/2006	TUCSON	AZ	891.00	1
FOREST SERVICE	NATIONAL ENVIRONMENTAL POLICY ACT FOR THE 21ST CENTURY	3/19/2007	3/22/2007	STEVENSON	WA	23,471.00	12
FOREST SERVICE	NATIONAL FALLEN FIREFIGHTER MEMORIAL WEEKEND	10/5/2006	10/6/2006	EMMITSBURG	MD	2,414.00	1
FOREST SERVICE	NATIONAL FIRE PREVENTION CONFERENCE	10/17/2006	10/19/2006	PHOENIX	AZ	889.00	1
FOREST SERVICE	NATIONAL FIREWISSE CONFERENCE	11/2/2006	11/3/2006	DENVER	CO	193.00	1
FOREST SERVICE	NATIONAL FOREST RECREATION ASSOCIATION (NFRA)	3/13/2007	3/14/2007	RENO	NV	601.00	1
FOREST SERVICE	NATIONAL GAP ANALYSIS PROGRAM CONFERENCE	9/11/2007	9/12/2007	ASHVILLE	NC	2,085.50	3
FOREST SERVICE	NATIONAL HEALTH AND WELLNESS CONFERENCE	4/25/2007	4/27/2007	DENVER	CO	1,170.00	1
FOREST SERVICE	NATIONAL INFORMATION ASSURANCE PARTNERSHIP PROTOCOL	5/1/2007	5/2/2007	HELENA	MT	137.00	1
FOREST SERVICE	NATIONAL JOINT APPRENTICESHIP COMMITTEE	10/16/2006	10/20/2006	BOISE	ID	578.00	1
FOREST SERVICE	NATIONAL LAND CONSERVATION CONFERENCE	10/12/2006	10/15/2006	NASHVILLE	TN	25,000.00	10
FOREST SERVICE	NATIONAL LEGISLATIVE AFFAIRS CONFERENCE	1/22/2007	1/26/2007	WASHINGTON	DC	6,300.00	3
FOREST SERVICE	NATIONAL MARIJUANA INITIATIVE CONFERENCE	10/30/2006	11/1/2006	SAN DIEGO	CA	966.00	1
FOREST SERVICE	NATIONAL MILITARY FISH AND WILDLIFE ASSOCIATION WORKSHOP	3/18/2007	3/24/2007	PORTLAND	OR	6,860.00	3
FOREST SERVICE	NATIONAL MITIGATION AND CONSERVATION BANKING	4/10/2007	4/13/2007	ST. LOUIS	MO	2,276.00	1
FOREST SERVICE	NATIONAL OAK WILT SYMPOSIUM	6/4/2007	6/7/2007	AUSTIN	TX	570.87	1
FOREST SERVICE	NATIONAL OFF HIGHWAY VEHICLE CONSERVATION COUNCIL ANNUAL CONFERENCE	10/12/2006	10/13/2006	RAPID CITY	SD	636.00	3
FOREST SERVICE	NATIONAL OFF HIGHWAY VEHICLE CONSERVATION COUNCIL ANNUAL CONFERENCE	2/15/2007	2/17/2007	GRAND ISLAND	NE	537.00	1
FOREST SERVICE	NATIONAL OFF HIGHWAY VEHICLE CONSERVATION COUNCIL ANNUAL CONFERENCE	3/22/2007	3/23/2007	CHARLESTON	WV	866.00	1
FOREST SERVICE	NATIONAL OHV CONFERENCE	3/22/2007	3/23/2007	CHARLESTON	WV	2,534.00	1
FOREST SERVICE	NATIONAL ORGANIZATION OF BLACK LAW ENFORCEMENT EX	7/8/2007	8/5/2007	FT LAUDERDALE	FL	2,651.36	1
FOREST SERVICE	NATIONAL RECREATION FORUM	4/30/2007	5/1/2007	WASHINGTON	DC	1,152.00	1
FOREST SERVICE	NATIONAL SAF CONFERENCE	10/25/2006	10/26/2006	PITTSBURGH	PA	2,005.00	2
FOREST SERVICE	NATIONAL SCENIC AND HISTORIC TRAILS CONFERENCE	9/10/2007	9/11/2007	DULUTH	MN	4,550.93	3
FOREST SERVICE	NATIONAL SCENIC BYWAYS CONFERENCE	5/21/2007	5/24/2007	BALTIMORE	MD	4,304.00	3
FOREST SERVICE	NATIONAL SCENIC SYMPOSIUM CONFERENCE	5/30/2007	5/31/2007	LAKE TAHOE	NV	1,134.00	1

FY 2007

Agency Name	Conference Name	Date of Travel		Location of Travel		Total Costs	Staff Attending
		Start	End	City	State		
FOREST SERVICE	NATIONAL SCIENCE TEACHERS ASSOCIATION CONFERENCE	3/28/2007	3/30/2007	ST. LOUIS	MO	1,340.00	1
FOREST SERVICE	NATIONAL SSI AREA ASSOCIATION CONFERENCE	1/8/2007	1/9/2007	VAL	CO	790.00	1
FOREST SERVICE	NATIONAL SOCIETY OF AMERICAN FORESTERS CONFERENCE	10/25/2006	10/28/2006	PITTSBURGH	PA	996.00	1
FOREST SERVICE	NATIONAL STATE AVIATION CONFERENCE	3/8/2007	3/9/2007	RENO	NV	2,355.00	2
FOREST SERVICE	NATIONAL TRAILS SYMPOSIUM	10/17/2006	10/22/2006	DAVENPORT	IA	3,246.00	3
FOREST SERVICE	NATIONAL TRIBAL INVASIVE SPECIES CONFERENCE	11/5/2006	11/8/2006	RENO	NV	680.00	1
FOREST SERVICE	NATIONAL VETERANS CONFERENCE	6/26/2007	6/29/2007	LAS VEGAS	NV	1,213.38	1
FOREST SERVICE	NATIONAL WATCH GROUPS SUMMIT	5/3/2007	5/31/2007	LEXINGTON	KY	214.00	1
FOREST SERVICE	NATIVE AMERICAN SMALL BUSINESS DEVELOPMENT CONFERENCE	12/5/2006	12/5/2006	FORT WASHAHE	WY	281.00	1
FOREST SERVICE	NATIVE PLANTS CONFERENCE	3/20/2007	3/20/2007	LARAMIE	WY	108.00	1
FOREST SERVICE	NATURAL RESOURCE INFORMATION SYSTEMS CONFERENCE	10/16/2006	10/20/2007	SAVANNAH	GA	445.00	1
FOREST SERVICE	NATURE CONSERVANCY FIRE LEARNING NETWORK	10/31/2006	11/1/2006	LAS CRUCES	NM	819.00	1
FOREST SERVICE	NATURE CONSERVANCY SCIENCE CONFERENCE	11/27/2006	11/30/2006	TUCSON	AZ	1,283.00	1
FOREST SERVICE	NATURE WATCH SITE REVIEW FOR AK FORESTS	8/20/2007	8/24/2007	KETCHIKAN	AK	3,057.58	1
FOREST SERVICE	NATURAL RESEARCH GUILDS	9/14/2007	9/14/2007	MANTOWOC	WI	285.11	1
FOREST SERVICE	NE FOREST AND CONSERVATION NURSERY ASSOCI	7/16/2007	7/19/2007	CONCORD	NH	2,310.63	1
FOREST SERVICE	NIPSSING UNIVERSITY RED OAK RESEARCH WORKSHOP	3/22/2007	3/22/2007	ONTARIO	CA	1,243.00	1
FOREST SERVICE	NONNATIVE INVASIVE SPECIES THREATS TO OUR FORESTS	5/16/2007	5/16/2007	BLACKVILLE	SC	136.00	1
FOREST SERVICE	NORTH AMERICAN ASSOCIATION FOR ENVIRONMENTAL EDUCATION ANNUAL CONFERENCE	10/13/2006	10/15/2006	ST. PAUL	MN	3,941.00	2
FOREST SERVICE	NORTH AMERICAN FOREST BIOLOGY WORKSHOP	5/20/2007	5/23/2007	BLOOMINGTON	IN	3,197.00	3
FOREST SERVICE	NORTH AMERICAN FORESTRY COMMISSION	10/3/2006	10/5/2006	FREDRICKTON	CA	1,589.00	1
FOREST SERVICE	NORTH AMERICAN NATURAL RESOURCES CONFERENCE	3/20/2007	3/22/2007	PORTLAND	OR	1,762.00	1
FOREST SERVICE	NORTH AMERICAN ORNITHOLOGICAL CONGRESS WINGS WITHOUT BORDERS	10/3/2006	10/7/2006	TERACALZ	MX	10,772.00	4
FOREST SERVICE	NORTH AMERICAN SYMPOSIUM ON BAT RESEARCH	10/18/2006	10/21/2006	WILMINGTON	NC	8,189.00	4
FOREST SERVICE	NORTH AMERICAN WILDLIFE AND NATURAL RESOURCES CONFERENCE	3/18/2007	3/23/2007	PORTLAND	OR	4,846.00	3
FOREST SERVICE	NORTH AMERICAN WILDLIFE CONFERENCE	3/19/2007	3/24/2007	PORTLAND	OR	3,745.00	1
FOREST SERVICE	NORTH CENTRAL FOREST PEST WORKSHOP & PRESENTED	3/20/2007	3/23/2007	PORTLAND	OR	2,582.00	3
FOREST SERVICE	NORTH COUNTRY TRAILS CONFERENCE	10/22/2006	10/5/2006	PELLISTON	MI	1,913.00	1
FOREST SERVICE	NORTH EAST FOREST EXTENSION COUNCIL	10/3/2006	10/4/2006	ITHACA	NY	960.00	1
FOREST SERVICE	NORTH EAST FOREST SOILS CONFERENCE	12/6/2006	12/7/2006	MILFORD	PA	603.00	25
FOREST SERVICE	NORTH EAST LAND TRUST CONFERENCE	7/28/2007	7/28/2007	DULUTH	MN	1,105.53	1
FOREST SERVICE		4/19/2007	7/21/2007	KERNHONSON	NY	312.00	1

FY 2007

Agency Name	Conference Name	Dates of Travel		Location of Travel		Total Costs		Staff Attending
		Start	End	City	State			
FOREST SERVICE	NORTHEAST MENSURATION ORGANIZATION	10/1/2006	11/1/2006	MILFORD	PA	767.00		33
FOREST SERVICE	NORTHEAST URBAN RESEARCH ORGANIZATIONAL NETWORK	1/10/2007	1/11/2007	BOSTON	MA	1,140.00		2
FOREST SERVICE	NORTHEAST WORKING BAT GROUP 2007 CONFERENCE	1/8/2007	1/11/2007	NORTH BRANCH	NJ	314.00		1
FOREST SERVICE	NORTHEASTERN AREA ASSOCIATION OF STATE FORESTERS	7/16/2007	7/16/2007	ATLANTIC CITY	NJ	288.40		1
FOREST SERVICE	NORTHEASTERN AREA STATES PROPERTY TAX CONFERENCE AND SPATIAL ANALYSIS PROJECT SUMMIT	4/16/2007	4/19/2007	BROOMFIELD	CO	1,359.00		1
FOREST SERVICE	NORTHEASTERN FOREST AND CONSERVATION NURSERY ASSOCI	7/16/2007	7/19/2007	CONCORD	NH	4,122.76		2
FOREST SERVICE	NORTHEASTERN RECREATION RESEARCH SYMPOSIUM	4/15/2007	4/18/2007	BOLTON LANDING	NY	3,135.00		4
FOREST SERVICE	NORTHEASTERN URBAN RESEARCH ORGANIZATIONAL NETWORK CONFERENCE	1/10/2007	1/11/2007	BOSTON	MA	485.00		1
FOREST SERVICE	NORTHWEST BRIDGE INSPECTORS CONFERENCE	4/3/2007	4/4/2007	PORTLAND	OR	991.00		1
FOREST SERVICE	NUCAP LISTENING FORUM ON CATASTROPHIC STORMS	6/6/2007	6/6/2007	BLOXI	MS	2,249.25		3
FOREST SERVICE	OAK ECOSYSTEM WORKSHOP	2/21/2007	2/22/2007	NASHVILLE	TN	220.00		1
FOREST SERVICE	OAK OPENINGS RESEARCH FORUM	1/19/2007	1/20/2007	TOLEDO	OH	152.00		1
FOREST SERVICE	OFF HIGHWAY VEHICLES WORKSHOP	2/15/2007	2/18/2007	NORTH PLATTE	NE	372.00		1
FOREST SERVICE	OFFICE OF THE CHIEF INFORMATION OFFICER NATIONAL CONFERENCE	4/3/2007	4/5/2007	ORLANDO	FL	1,046,833.00		572
FOREST SERVICE	OHIO BOTANICAL SYMPOSIUM	3/30/2007	3/30/2007	COLUMBUS	OH	15.00		1
FOREST SERVICE	OHIO WILDLIFE DIVERSITY CONFERENCE	3/14/2007	3/22/2007	COLUMBUS	OH	50.00		1
FOREST SERVICE	OIL SHALE TAP SANDS LEASING EIS	8/22/2007	8/23/2007	DENVER	CO	418.13		1
FOREST SERVICE	ONE BASIN	1/17/2006	1/19/2006	REDDING	CA	233.00		1
FOREST SERVICE	ONSHORE ORDER NUMBER 1	9/8/2007	9/13/2007	PHOENIX	AZ	1,134.02		1
FOREST SERVICE	ORACLE OPEN WORLD CONFERENCE	10/23/2006	10/26/2006	SAN FRANCISCO	CA	3,002.00		1
FOREST SERVICE	OUR WOODS: WILD AND WORKING, 2006 NATIONAL CONVENTION	10/23/2006	10/29/2006	PITTSBURGH	PA	5,292.00		3
FOREST SERVICE	OUTDOOR WRITERS ASSOCIATION OF AMERICA	6/15/2007	6/18/2007	ROANOKE	VA	1,212.04		1
FOREST SERVICE	PA PRESCRIBED FIRE COUNCIL WORKSHOP	2/22/2007	2/22/2007	WILLIAMSPORT	PA	72.00		1
FOREST SERVICE	PACIFIC CLIMATE	5/13/2007	5/16/2007	PACIFIC GROVE	CA	471.00		2
FOREST SERVICE	PACIFIC ENTOMOLOGY CONFERENCE	2/21/2007	2/22/2007	HONOLULU	HI	705.00		1
FOREST SERVICE	PACIFIC NORTHWEST FIRE CREW TRAINING, 2007 ANALYST CONSULTATION DAY	4/9/2007	4/9/2007	BEND	OR	120.00		1
FOREST SERVICE	PACIFIC NW COASTAL FOREST RESTORATION COOPERATIVE	7/10/2007	7/11/2007	CEDAR RIVER	WA	386.65		1
FOREST SERVICE	PACIFIC RIM BIO BASED COMPOSITES SYMPOSIUM	11/21/2006	11/24/2006	KUALA LUMPUR	MY	2,755.00		1
FOREST SERVICE	PACIFIC RIM BIOBASED COMPOSITES PRESYMPOSIUM AND SYMPOSIUM	11/20/2006	11/20/2006	KUALA LUMPUR	MY	3,668.00		1
FOREST SERVICE	PARTIES TO THE UN CITES TREATY	9/3/2007	6/15/2007	HAGUE	NL	6,840.51		1
FOREST SERVICE	PARTNERS FOR AMPHIBIAN AND REPTILE CONSERVATION	3/19/2007	3/20/2007	PORTLAND	OR	379.00		1
FOREST SERVICE	PARTNERSHIP CONFERENCE	11/14/2006	11/15/2006	FLAGSTAFF	AZ	967.00		1

FY 2007

Agency Name	Conference Name	Dates of Travel		Location of Travel			Total Costs	Staff Attending
		Start	End	City	State			
FOREST SERVICE	PARTNERSHIP TRAINING MODULE TRAIN THE TRAINER WORK	7/31/2007	8/2/2007	DENVER	CO		1,173.01	1
FOREST SERVICE	PATHWAYS TO RESILIENCE: SUSTAINING PACIFIC SALMON IN A CHANGING WORLD	4/3/2007	4/4/2007	PORTLAND	OR		646.00	2
FOREST SERVICE	PAYMENTS FOR ECOSYSTEM SERVICES FROM LOCAL TO GLOBAL	3/9/2007	3/16/2007	SAN JOSE	CA		949.00	1
FOREST SERVICE	PEOPLE AND LAND IN A NEW CENTURY CONFERENCE	4/3/2007	4/4/2007	FORT COLLINS	CO		353.00	1
FOREST SERVICE	PERFORMANCE BASED CONTRACTING	6/4/2007	6/8/2007	SAN DIEGO	CA		1,640.47	1
FOREST SERVICE	PHOTOSHOP WORLD CONFERENCE	9/6/2007	9/8/2007	LAS VEGAS	NV		512.63	1
FOREST SERVICE	PHYSICAL FITNESS COORDINATOR TRAINING	8/5/2007	8/17/2007	BRUNSWICK	GA		1,299.94	1
FOREST SERVICE	PHYTOECOTECHNOLOGY CONFERENCE	9/22/2007	9/28/2007	DENVER	CO		2,402.08	2
FOREST SERVICE	PLAINS ANTHROPOLOGICAL CONFERENCE	1/18/2008	1/11/2008	TOPEKA	KS		1,603.00	2
FOREST SERVICE	PLANT CONFERENCE	3/21/2007	3/22/2007	LARAMIE	WY		1,139.00	2
FOREST SERVICE	PLANT HERBIVORE INTERACTION	2/18/2007	2/22/2007	VENTURA	CA		1,798.00	1
FOREST SERVICE	PLANT VASCULAR BIOLOGY	5/27/2007	6/11/2007	TAIPEI	TW		1,576.00	1
FOREST SERVICE	PLASTIC SPHERE DISPENSER OPERATIONS (PSD)	6/5/2007	7/24/2007	NEW MEADOWS	ID		740.00	5
FOREST SERVICE	POPULAR COUNCIL	9/16/2007	9/21/2007	QUEBEC CITY	CA		3,147.08	1
FOREST SERVICE	PRAIRIE AND POTHOLE BIRDING FESTIVAL	8/7/2007	8/8/2007	CARRINGTON	ND		132.57	1
FOREST SERVICE	PRE-RETIREMENT TRAINING	8/16/2007	8/16/2007	PORTLAND	OR		142.96	1
FOREST SERVICE	PROFESSIONAL CONFERENCE FOR ARCHAEOLOGY	2/16/2007	2/17/2007	PORTLAND	OR		470.00	5
FOREST SERVICE	PROFESSIONAL TRAILBUILDERS ASSOCIATION TRAILBUILDERS CONFERENCE	3/4/2007	3/9/2007	RENO	NV		399.00	1
FOREST SERVICE	PROJECT LEARNING TREE	5/6/2007	5/12/2007	WICHITA	KS		1,274.00	1
FOREST SERVICE	PROVIDING EFFECTIVE BUSINESS LEADERSHIP WITHIN THE FEDERAL GOVERNMENT (CON100)	11/13/2006	11/17/2006	FORT WORTH	TX		2,702.00	1
FOREST SERVICE	PROVIDING EFFECTIVE BUSINESS LEADERSHIP WITHIN THE FEDERAL GOVERNMENT (CON100)	11/13/2006	11/17/2006	FORT WORTH	TX		4,450.00	1
FOREST SERVICE	PROVIDING EFFECTIVE BUSINESS LEADERSHIP WITHIN THE FEDERAL GOVERNMENT (CON100)	4/9/2007	4/13/2007	CHICAGO	IL		4,286.00	1
FOREST SERVICE	PULP AND PAPER	8/28/2007	8/28/2007	ST. PAUL	MINN		219.74	1
FOREST SERVICE	PULSED FLOW CONFERENCE	9/17/2007	9/17/2007	DAVIS	CA		91.78	1
FOREST SERVICE	QUADRENNIAL BRITISH-CANADIAN-AMERICAN RURAL	7/14/2007	7/21/2007	WORLEY	ID		2,569.41	1
FOREST SERVICE	QUIET COMMOTION SUMMIT	6/4/2007	5/5/2007	GLENWOOD SPRINGS	CO		441.00	3
FOREST SERVICE	RANGELANDS RESTORATION CONFERENCE	4/24/2007	4/26/2007	SALT LAKE CITY	UT		4,528.00	3
FOREST SERVICE	RANGER CONFERENCE	5/8/2007	5/10/2007	BEND	OR		62,248.00	78
FOREST SERVICE	RECREATION AND CONSERVATION MEETING	9/16/2007	9/19/2007	OLYMPIA	WA		187.40	1
FOREST SERVICE	RECREATION CONFERENCE	6/5/2007	6/7/2007	DILLARD	GA		1,356.03	1
FOREST SERVICE	RECREATION FACILITY ANALYSIS	7/18/2007	7/25/2007	WENATCHEE	WA		1,124.90	2
FOREST SERVICE	RED ALDER & PORT ORFORD CEDAR: SEED TO SAW	4/19/2007	4/19/2007	COOS BAY	OR		123.00	1



FY 2007

Agency Name	Conference Name	Dates of Travel		Location of Travel		Total Costs		Staff Attending
		Start	End	City	State			
FOREST SERVICE	REDBAY AMBROSIA BEETLE AND ASSOCIATED WILT DISEASE	1/18/2007	1/19/2007	JEKYLL ISLAND	GA	2,512.00		5
FOREST SERVICE	REFORMING GOVERNMENT POLICY TO PRESERVE WORKING LANDSCAPES	2/2/2007	2/2/2007	ATLANTA	GA	442.00		1
FOREST SERVICE	REGIONAL FORESTERS REPRESENTATIVE TRAINING	6/5/2007	6/7/2007	SUSANVILLE	CA	838.99		2
FOREST SERVICE	REGIONAL LEADERSHIP TEAM (R)	8/20/2007	8/24/2007	FORT SMITH	AR	2,662.46		1
FOREST SERVICE	REGIONAL VEGETATION AND WILDLIFE ECOLOGISTS CONFERENCE	2/26/2007	3/2/2007	TUCSON	AZ	20,000.00		22
FOREST SERVICE	REMOTE SENSING APPLICATION CENTER DISTURBANCE CHARACTERIZATION WIREMATE SENSING RESOURCE ADVISOR	11/29/2006	11/30/2006	SALT LAKE CITY	UT	679.00		1
FOREST SERVICE	RESOURCE ADVISOR TRAINING	4/23/2007	4/26/2007	DULUTH	GA	1,166.00		3
FOREST SERVICE	RESTORING THE WEST CONFERENCE SAGEBRUSH STEPPE	4/17/2007	4/18/2007	CASPER	WY	384.00		3
FOREST SERVICE	RIPARIAN MANAGEMENT IN HEADWATER CATCHMENTS	9/18/2007	9/20/2007	LOGAN	UT	664.20		2
FOREST SERVICE	RISK ASSESSMENT WORKSHOP	2/19/2007	2/21/2007	VANCOUVER	CA	8,595.00		7
FOREST SERVICE	RIVER MANAGEMENT WORKSHOP	8/20/2007	8/23/2007	KANSAS CITY	MO	1,231.84		1
FOREST SERVICE	RIVER NETWORK NATIONAL RIVER RALLY	5/21/2007	5/24/2007	MISSOULA	MT	1,189.00		3
FOREST SERVICE	ROADS	5/18/2007	5/22/2007	STEVENSON	WA	146.00		1
FOREST SERVICE	ROUND TABLE FOR SUSTAINABLE FORESTS	3/13/2007	3/15/2007	BEND	OR	24,450.00		67
FOREST SERVICE	RSAC DISTURBANCE CHARACTERIZATION WIREMATE SENSING	9/4/2007	9/7/2007	MADISON	WI	1,826.47		2
FOREST SERVICE	RURAL WATER ASSOCIATION UT ANNUAL CONFERENCE	11/29/2006	11/30/2006	SALT LAKE CITY	UT	679.00		1
FOREST SERVICE	S 232 SINGLE RESOURCE DOZER BOSS	2/27/2007	3/1/2007	ST. GEORGE	UT	1,491.00		4
FOREST SERVICE	S 390 INTRO TO WILDLAND FIRE BEHAVIOR CALCULATIONS	3/19/2007	3/21/2007	PRESCOTT	AZ	868.00		1
FOREST SERVICE	S 480 FIRE TRAINING	2/27/2007	2/28/2007	RIVERTON	WY	1,298.00		4
FOREST SERVICE	S 481 FIRE TRAINING NATIONAL FIRE DANGER RATING SYSTEM TRAINING	1/22/2007	1/25/2007	MONTEROSE	CO	1,084.00		1
FOREST SERVICE	SAFETY SUMMIT	1/24/2006	1/25/2006	ATLANTA	GA	10,942.00		25
FOREST SERVICE	SAFETY CONFERENCE	5/7/2007	5/11/2007	REDMOND	OR	537.00		1
FOREST SERVICE	SAGE GROUSE WORKING GROUP SUMMIT	3/21/2007	3/22/2007	KANATH FALLS	OR	14,907.00		17
FOREST SERVICE	SAKHALIN SALMON INITIATIVE CONFERENCE	2/27/2007	3/1/2007	MISSOULA	MT	424.00		1
FOREST SERVICE	SCIENCE BYWAYS CONFERENCE	3/13/2007	3/14/2007	SALT LAKE CITY	UT	120.00		1
FOREST SERVICE	SD GOVERNOR'S CONFERENCE ON TOURISM	10/31/2006	11/2/2006	YUZHNO SAKHALINSK	RU	3,458.00		1
FOREST SERVICE	SD LAND SURVEYOR'S CONFERENCE	5/19/2007	5/24/2007	BALTIMORE	MD	1,451.00		1
FOREST SERVICE	SD WILDLIFE FEDERATION	1/19/2007	1/21/2007	BOSTON	MA	2,590.00		1
FOREST SERVICE	SEMINAR ON CRITICAL LOAD ON LOWER 48 US AT UVA	1/17/2007	1/18/2007	PIERRE	SD	1,041.00		3
FOREST SERVICE		1/11/2007	1/13/2007	CHAMBERLAN	SD	979.00		3
FOREST SERVICE		3/12/2007	3/14/2007	CHAMBERLAN	SD	331.00		1
FOREST SERVICE		1/16/2006	1/17/2006	WASHINGTON	DC	622.00		1

FY 2007

Agency/Name	Conference Name	Dates of Travel		Location of Travel		Total Costs	Staff Attending
		Start	End	City	State		
FOREST SERVICE	SERP & LESTOPS PARTNERS IN ENVIRONMENTAL TECHNOLOGY	11/28/2006	11/30/2006	WASHINGTON	DC	935.00	1
FOREST SERVICE	SHADE TREE SHORT COURSE	3/13/2007	3/13/2007	AMES	IA	90.00	1
FOREST SERVICE	SHORT GRASS STEPPE SYMPOSIUM	1/11/2007	1/11/2007	FORT COLLINS	CO	31.00	1
FOREST SERVICE	SHORTLEAF PINE SYMPOSIUM	1/17/2006	1/19/2006	SPRINGFIELD	MO	18,433.00	28
FOREST SERVICE	SILVICULTURE WORKSHOP	2/6/2007	2/8/2007	RENO	NV	269.00	1
FOREST SERVICE	SNOWMOBILE ASSOCIATION CONFERENCE TWP PRESENTATION	10/6/2006	1/27/2006	DENVER	CO	151.00	1
FOREST SERVICE	SNOWMOBILE SIGNING PRESENTER	12/22/2006	12/22/2006	DILLON	MT	108.00	1
FOREST SERVICE	SOCIAL MEDIA CONFERENCE	5/17/2007	5/18/2007	LOS ANGELES	CA	1,076.00	1
FOREST SERVICE	SOCIETY CONSERVATION AND STUDY OF CARIBBEAN BIRDS	7/19/2007	7/23/2007	SAN JUAN	PR	722.50	2
FOREST SERVICE	SOCIETY FOR CALIFORNIA ARCHAEOLOGY	3/19/2007	3/24/2007	SAN JOSE	CA	12,835.00	11
FOREST SERVICE	SOCIETY OF AMERICAN FORESTERS	3/16/2007	3/16/2007	MILFORD	PA	86.00	11
FOREST SERVICE	SOCIETY OF AMERICAN FORESTERS	4/13/2007	5/17/2007	TRINIDAD	CO	840.00	2
FOREST SERVICE	SOCIETY OF AMERICAN FORESTERS LEADERSHIP CONFERENCE	1/19/2007	1/20/2007	HOOD RIVER	OR	492.00	1
FOREST SERVICE	SOCIETY OF AMERICAN FORESTERS NATIONAL CONVENTION	10/25/2006	10/26/2006	PITTSBURGH	PA	53,123.00	43
FOREST SERVICE	SOCIETY OF AMERICAN FORESTERS PRESENTATION	5/9/2007	5/9/2007	WAGONER	OK	109.00	1
FOREST SERVICE	SOCIETY OF ENVIRONMENTAL JOURNALISTS	9/7/2007	9/8/2007	SAN JOSE	CA	856.00	1
FOREST SERVICE	SOCIETY OF LAND SURVEYORS CONVENTION	3/6/2007	3/10/2007	MIDWEST CITY	OK	648.00	1
FOREST SERVICE	SOCIETY OF MUNICIPAL ARBORISTS	10/2/2006	10/4/2006	ASHEVILLE	NC	692.00	1
FOREST SERVICE	SOD SCIENCE SYMPOSIUM III	3/4/2007	3/10/2007	SANTA ROSA	CA	3,151.00	2
FOREST SERVICE	SOIL MONITORING WORKSHOP	3/5/2007	3/7/2007	ALBANY	NY	1,406.00	1
FOREST SERVICE	SOIL WATER & AIR WORKSHOP	12/4/2006	12/6/2006	MOUNT PLEASANT	SC	24,550.00	43
FOREST SERVICE	SOILS COMPACTION AND PRODUCTIVITY: CLARIFYING WHEN YOU MIGHT BE OUT OF BOUNDS	3/6/2007	3/8/2007	MOSINEE	WI	1,059.00	1
FOREST SERVICE	SOLUTIONS 2007 HYPERION GLOBAL CONFERENCE	4/22/2007	4/25/2007	ORLANDO	FL	4,473.00	2
FOREST SERVICE	SOUTH CANYON FIRE STAFF RIDE TRAINING	5/30/2007	5/31/2007	GLENWOOD SPRINGS	CO	43,500.00	45
FOREST SERVICE	SOUTH EAST DEER STUDY GROUP	2/23/2007	2/27/2007	CHARLESTON	SC	1,738.00	1
FOREST SERVICE	SOUTH WEST OR SILVICULTURE CONFERENCE	1/26/2007	2/1/2007	GOLD BEACH	OR	335.00	1
FOREST SERVICE	SOUTHEAST EXOTIC PEST PLANT COUNCIL SYMPOSIUM	3/19/2007	3/22/2007	ATHENS	GA	2,041.00	2
FOREST SERVICE	SOUTHEAST EXOTIC PEST PLANT COUNCIL SYMPOSIUM	3/20/2007	3/21/2007	ATHENS	GA	1,575.00	1
FOREST SERVICE	SOUTHEAST PARTNERS IN FLIGHT	7/7/2007	7/10/2007	MEMPHIS	TN	371.00	1
FOREST SERVICE	SOUTHEAST PARTNERS IN REPTILE AND AMPHIBIAN CONSERVATION	2/22/2007	2/25/2007	CHATTANOOGA	TN	544.00	1
FOREST SERVICE	SOUTHEAST REGIONAL PARTNERSHIP FOR PLANNING AND SU	9/11/2007	9/12/2007	FORT RUCKER	AL	440.76	1
FOREST SERVICE	SOUTHEASTERN ARCHAEOLOGICAL CONFERENCE	1/18/2006	1/11/2006	LITTLE ROCK	AR	1,165.00	1

FY 2007

Agency Name	Conference Name	Dates of Travel		Location of Travel		Total Costs	Staff Attending
		Start	End	City	State		
FOREST SERVICE	SOUTHEASTERN EXOTIC PEST PLANT COUNCIL SYMPOSIUM	3/19/2007	3/22/2007	ATHENS	GA	1,377.00	1
FOREST SERVICE	SOUTHEASTERN PARTNERS IN FLIGHT CONFERENCE	2/6/2007	2/9/2007	MEMPHIS	TN	1,609.00	1
FOREST SERVICE	SOUTHERN AREA MAN AND THE BIOSPHERE	11/28/2006	11/30/2006	GATLINBURG	TN	464.00	1
FOREST SERVICE	SOUTHERN FOREST TREE IMPROVEMENT CONFERENCE	6/19/2007	6/22/2007	GALVESTON	TX	4,891.78	4
FOREST SERVICE	SOUTHERN NEVADA PUBLIC LANDS MANAGEMENT ACT MEETIN	6/14/2007	6/14/2007	RENO	NV	55.17	1
FOREST SERVICE	SOUTHERN OR INTERAGENCY FIRE CONFERENCE	11/27/2006	12/1/2006	RENO	NV	220.00	1
FOREST SERVICE	SOUTHERN PLANT DIAGNOSTIC NETWORK	5/7/2007	5/9/2007	CLEWSON	SC	479.00	1
FOREST SERVICE	SOUTHERN REGIONAL COUNCIL OF FOREST ENGINEERING	4/25/2007	4/28/2007	HOT SPRINGS	AR	866.00	1
FOREST SERVICE	SOUTHERN SILVICULTURAL RESEARCH CONFERENCE	2/26/2007	3/1/2007	ATHENS	GA	6,721.00	7
FOREST SERVICE	SOUTHWEST INCIDENT MANAGEMENT TEAM	2/14/2007	2/15/2007	CHANDLER	AZ	480.00	1
FOREST SERVICE	SOUTHWEST OR ECOSYSTEM MANAGEMENT WORKSHOP	1/30/2007	2/1/2007	GOLD BEACH	OR	1,035.00	4
FOREST SERVICE	SPATIAL ANALYSIS SUMMIT	4/18/2007	4/19/2007	BOULDER	CO	399.00	1
FOREST SERVICE	STATE ARCHAEOLOGY EXPO	3/15/2007	3/16/2007	YUMA	AZ	592.00	2
FOREST SERVICE	STATE LANDS COMMISSIONER	8/27/2007	8/27/2007	ELLENBURG	WA	125.97	1
FOREST SERVICE	STATE LEAGUE OF UNITED LATIN AMERICAN CITIZENS CONFERENCE	4/26/2007	4/27/2007	LAS VEGAS	NM	125.00	1
FOREST SERVICE	STOCK GROWERS ASSOCIATION	12/4/2006	12/5/2006	CASPER	WY	390.00	1
FOREST SERVICE	STRATEGIC BUDGET OVERVIEW	2/27/2007	2/27/2007	OLYMPIA	WA	6,674.00	24
FOREST SERVICE	STRATEGIC BUDGET OVERVIEW	3/22/2007	3/22/2007	OMAK	WA	6,955.00	26
FOREST SERVICE	STUDENT CAREER EMPLOYEE PROGRAM (SCEP) ORIENTATION	7/10/2007	7/12/2007	MILWAUKEE	WI	860.70	2
FOREST SERVICE	STUDENT GOVERNMENT ASSOCIATION CONFERENCE	6/12/2007	6/14/2007	ANAHEIM	CA	130.00	2
FOREST SERVICE	SUB-AWARDING FOR PASS-THOUGH ENTITIES & FEDERAL GR	6/4/2007	6/8/2007	HILTON HEAD	SC	5,338.99	2
FOREST SERVICE	SUDEN OAK DEATH SCIENCE SYMPOSIUM III	3/5/2007	3/9/2007	SANTA ROSA	CA	21,000.00	23
FOREST SERVICE	SUSTAINABILITY OF THE ARTIC YUKON KUSKOWIM SALMON FISHERIES	2/6/2007	2/9/2007	ANCHORAGE	AK	1,789.00	1
FOREST SERVICE	SUSTAINABLE OPERATIONS CONFERENCE	11/13/2006	11/16/2006	LARAMIE	WY	1,719.00	4
FOREST SERVICE	SUSTAINABLE RANGE PROGRAM CONFERENCE	5/15/2007	5/17/2007	NEWPORT NEWS	VA	868.00	1
FOREST SERVICE	SYMPOSIUM ON OAK WOODLANDS: TODAY'S CHALLENGES, TOMORROW'S OPPORTUNITIES	10/9/2006	10/12/2006	ROHNERT PARK	CA	4,785.00	3
FOREST SERVICE	TACTICAL DECISION GAMES	4/2/2007	4/5/2007	SACRAMENTO	CA	1,748.00	1
FOREST SERVICE	TAMAW ECOLOGICAL RESEARCH NETWORK	7/14/2007	7/16/2007	TAIPEI	TW	484.11	1
FOREST SERVICE	TAMARISK RESEARCH CONFERENCE	10/3/2006	7/4/2007	FORT COLLINS	CO	1,719.00	1
FOREST SERVICE	TECHNICAL ADVISORY COMMITTEE	7/22/2007	7/29/2007	BEIJING	CH	1,300.74	1
FOREST SERVICE	TENNESSEE FORESTRY ASSOCIATION ANNUAL CONFERENCE	9/6/2007	9/7/2007	CHATTANOOGA	TN	289.94	1
FOREST SERVICE	THE NATURE CONSERVANCY'S PACIFIC NORTH AMERICAN AND ROCKY MOUNTAIN JOINT REGIONAL CONFERENCE	1/29/2007	1/30/2007	SAN FRANCISCO	CA	2,020.00	1

FY 2007

Agency Name	Conference Name	Dates of Travel		Location of Travel		Total Costs	Staff Attending
		Start	End	City	State		
FOREST SERVICE	THE SIREX WOODWASP: EXPANDING FRONTIERS, AN INTERNATIONAL WORKSHOP	5/8/2007	5/17/2007	PRETORIA	SF	3,861.00	1
FOREST SERVICE	THIRD FOREST VEGETATION SIMULATOR CONFERENCE	2/13/2007	2/15/2007	FORT COLLINS	CO	35,000.00	50
FOREST SERVICE	TO BRIDGE A GAP	3/12/2007	3/15/2007	NORMAN	OK	8,859.00	9
FOREST SERVICE	TRAINER FOR THE NRG AQUATIC INVENTORY CORE FOR R6	6/18/2007	6/22/2007	PENDELTON	OR	549.00	1
FOREST SERVICE	TREE VOLE SURVEY	9/5/2007	9/6/2007	ARCATA	CA	212.40	1
FOREST SERVICE	TRIBAL CONSULTATION EASTERN BAND CHEROKEE TRIBE	7/10/2007	7/12/2007	CHEROKEE	NC	685.57	1
FOREST SERVICE	TRIBAL FOREST PROTECTION ACT I	9/11/2007	9/11/2007	BOISE	ID	279.74	1
FOREST SERVICE	U.S. LANDSCAPE ECOLOGY CONFERENCE	4/10/2007	4/13/2007	TUCSON	AZ	1,167.00	1
FOREST SERVICE	UNION STEWARD WORKSHOP	10/31/2006	11/2/2006	RENO	NV	1,116.00	1
FOREST SERVICE	UNION TRAINING	8/8/2007	8/9/2007	WASHINGTON	DC	3,784.04	2
FOREST SERVICE	UNITED NATIONS FOOD AND AG COMMITTEE ON FORESTRY	3/11/2007	3/16/2007	ROME	IT	4,211.00	1
FOREST SERVICE	UNIVERSITY IN LAS VEGAS FOR AMPHIBIAN CONFERENCE	1/17/2007	1/19/2007	LAS VEGAS	NV	615.00	1
FOREST SERVICE	UP ROAD BUILDERS ASSOCIATION	6/20/2007	6/21/2007	COPPER HARBOR	MI	345.78	1
FOREST SERVICE	UPPER MISSISSIPPI RIVER/GREAT LAKES JOINT VENTURE	8/21/2007	8/23/2007	HAYWARD	WI	865.26	1
FOREST SERVICE	URBAN RURAL INTERFACE CONFERENCE	4/10/2007	4/13/2007	ATLANTA	GA	2,719.00	3
FOREST SERVICE	US ATTORNEY AND LAW ENFORCEMENT CONFERENCE	8/18/2007	8/20/2007	JACKSON	WY	1,300.00	1
FOREST SERVICE	US EPA STAKEHOLDERS WORKSHOP	12/4/2006	12/5/2006	ANNAPOLIS	MD	1,166.00	1
FOREST SERVICE	US GREEN BUILDING COUNCIL'S GREENBUILD	11/14/2006	11/17/2006	DENVER	CO	905.00	1
FOREST SERVICE	USDA INFORMATION TECHNOLOGY LEADERSHIP CONFERENCE	3/21/2007	3/23/2007	CAMBRIDGE	MD	483.00	1
FOREST SERVICE	USDA INTERAGENCY RESEARCH FORUM ON INVASIVE SPECIES	1/8/2007	1/13/2007	ANNAPOLIS	MD	21,542.00	20
FOREST SERVICE	USDA NATIONAL WATER CONFERENCE	1/28/2007	2/1/2007	SAVANNAH	GA	4,856.00	1
FOREST SERVICE	USING SUSTAINABILITY TO BUILD STABILITY IN AFRICA	7/16/2007	7/19/2007	CARLSLE	PA	243.33	1
FOREST SERVICE	UT CHAPTER OF WILDLIFE SOCIETY	2/28/2007	3/2/2007	MOAB	UT	823.00	2
FOREST SERVICE	UT RURAL WATER CONFERENCE	2/28/2007	3/2/2007	ST. GEORGE	UT	1,617.00	5
FOREST SERVICE	UT SOCIETY FOR RANGE MANAGEMENT	11/2/2006	11/3/2006	LOGAN	UT	354.00	1
FOREST SERVICE	UT WEED CONTROL	2/21/2007	2/21/2007	LAYTON	UT	155.00	1
FOREST SERVICE	UT WOMEN'S CONFERENCE	10/30/2006	10/30/2006	SALT LAKE CITY	UT	181.00	1
FOREST SERVICE	VANCOUVER BRITISH COLUMBIA WOOD SOLUTIONS FAIR	3/13/2007	3/14/2007	VANCOUVER	CA	934.00	1
FOREST SERVICE	VEGETATION MANAGEMENT CONFERENCE	2/7/2007	2/8/2007	RENO	NV	5,225.00	11
FOREST SERVICE	VI NORTH AMERICAN ORNITHOLOGICAL	10/22/2006	10/27/2006	MEXICO	MX	2,800.00	1
FOREST SERVICE	WASHINGTON FORUM FOR CONSERVATION INCENTIVES	1/6/2007	1/5/2007	TACOMA	WA	450.00	1
FOREST SERVICE	WASHINGTON STATE PARKS NON-MOTORIZED GRANT WORKSHO	7/20/2007	7/21/2007	ELLENBURG	WA	135.25	1

FY 2007

Agency Name	Conference Name	Dates of Travel		Location of Travel		Total Costs	Staff Attending
		Start	End	City	State		
FOREST SERVICE	WASHINGTON STATE WATCHABLE WILDLIFE CONFERENCE	9/12/2007	9/14/2007	CRYSTAL MOUNTAIN	WA	851.56	2
FOREST SERVICE	WATER AND WASTEWATER OPERATORS CONFERENCE	3/27/2007	3/29/2007	LOUISVILLE	KY	1,396.00	5
FOREST SERVICE	WATER CENTER ANNUAL REVIEW	2/14/2007	2/14/2007	SEATTLE	WA	69.00	1
FOREST SERVICE	WATER OPERATORS CONFERENCE	29/2007	29/2007	COLORADO SPRINGS	CO	675.00	1
FOREST SERVICE	WEB BUILDER 2.0	12/4/2006	12/6/2006	LAS VEGAS	NV	1,166.00	1
FOREST SERVICE	WESTERN FOREST INSECT WORK CONFERENCE	3/6/2007	3/6/2007	BOISE	ID	428.00	1
FOREST SERVICE	WESTERN FOREST INSECT WORK CONFERENCE	3/5/2007	3/9/2007	BOISE	ID	19,183.00	15
FOREST SERVICE	WESTERN FOREST LEADERSHIP COUNCIL	5/6/2007	5/6/2007	KAISPELL	MT	532.00	1
FOREST SERVICE	WESTERN FORESTRY CONSERVATION	5/6/2007	5/9/2007	CLACKAMAS	OR	374.00	1
FOREST SERVICE	WESTERN GOVERNORS' ENERGY CONFERENCE	4/15/2007	4/17/2007	SALT LAKE CITY	UT	366.00	1
FOREST SERVICE	WESTERN GOVERNORS ASSOCIATION CONFERENCE	9/11/2007	9/12/2007	SALT LAKE CITY	UT	412.30	1
FOREST SERVICE	WESTERN INTERNATIONAL FOREST DISEASE WORK CONFERENCE	10/2/2006	10/6/2006	BRITISH COLUMBIA	CA	14,397.00	7
FOREST SERVICE	WESTERN MENSURATIONISTS MEETING	6/24/2007	6/26/2007	KELOWNA	CA	6,674.00	5
FOREST SERVICE	WESTERN SOCIETY OF WOOD SCIENCE ANNUAL CONFERENCE	3/13/2007	3/16/2007	PORTLAND	OR	1,449.00	1
FOREST SERVICE	WESTERN URBAN INTERFACE CONFERENCE	10/31/2006	11/3/2006	DENVER	CO	669.00	1
FOREST SERVICE	WETLAND DELINEATION TRAINING	2/26/2007	3/2/2007	HOUSTON	TX	1,300.00	1
FOREST SERVICE	WI ARBORIST ASSOCIATION CONFERENCE	2/4/2007	2/6/2007	GREEN BAY	WI	221.00	1
FOREST SERVICE	WILD & SCENIC RIVER CONFERENCE	5/22/2007	5/24/2007	MISSOULA	MT	1,330.00	1
FOREST SERVICE	WILD AND SCENIC RIVERS CONFERENCE	5/21/2007	5/24/2007	MISSOULA	MT	1,180.00	1
FOREST SERVICE	WILD LAND URBAN INTERFACE BACKYARDS AND BEYOND	11/1/2006	11/6/2006	DENVER	CO	3,662.00	1
FOREST SERVICE	WILDERNESS MANAGERS WORKSHOP	3/13/2007	3/15/2007	MOMB	UT	1,315.00	2
FOREST SERVICE	WILDFIRE ACADEMY TRAINING	1/29/2007	2/1/2007	SACRAMENTO	CA	1,336.00	1
FOREST SERVICE	WILDFIRE APPRENTICESHIP ACADEMY (INSTRUCTOR)	1/15/2007	2/9/2007	SACRAMENTO	CA	5,433.00	3
FOREST SERVICE	WILDLAND FIRE LEADERSHIP COUNCIL	2/21/2007	2/22/2007	BILOXI	MS	760.00	1
FOREST SERVICE	WILDLAND FIRE MANAGEMENT FIRX340 AND FIR330	12/16/2006	12/22/2006	SAN LUIS OBISPO	CA	2,971.00	1
FOREST SERVICE	WILDLAND FIRE MANAGEMENT NFRX340 AND NFR300	12/16/2006	12/22/2006	SAN LUIS OBISPO	CA	878.00	1
FOREST SERVICE	WILDLAND URBAN INTERFACE	3/6/2007	3/7/2007	RENO	NV	884.00	1
FOREST SERVICE	WILDLAND URBAN INTERFACE CONFERENCE	10/30/2006	11/4/2006	DENVER	CO	2,599.00	1
FOREST SERVICE	WILDLAND URBAN INTERFACE SCENARIO EDITOR 3.0 SIMULATION WORKSHOP	3/1/2007	3/2/2007	EMMITSBURG	MD	1,631.00	1
FOREST SERVICE	WILDLIFE SOCIETY	2/6/2007	2/6/2007	ALBUQUERQUE	NM	408.00	1
FOREST SERVICE	WILDLIFE BIOLOGIST CONFERENCE	4/17/2007	4/19/2007	LAKEWOOD	CO	948.00	2
FOREST SERVICE	WILDLIFE SOCIETY	1/29/2007	2/2/2007	MONTEREY	CA	3,459.00	3

Agency/Name	Conference Name	Dates of Travel		Location of Travel	Total Costs	Staff Assigning
		Start	End			
FOREST SERVICE	WILDLIFE SOCIETY CONFERENCE	11/14/2006	NEW BRUNSWICK	NJ	172.00	1
FOREST SERVICE	WILDLIFE WORKSHOP	4/17/2007	LAKWOOD	CO	2,301.00	3
FOREST SERVICE	WILDLIFE/FOREST BIOLOGISTS	11/14/2006	KUAMATH FALLS	OR	18,250.00	26
FOREST SERVICE	WILDLIFE/FOREST BIOLOGISTS	3/22/2007	PORTLAND	OR	11,100.00	20
FOREST SERVICE	WINTER FIRE CONFERENCE	1/16/2007	NEWPORT	OR	146,100.00	129
FOREST SERVICE	WINTER WILDERNESS WORKSHOP	2/6/2007	EVERGREEN	CO	415.00	1
FOREST SERVICE	WOMEN'S CONFERENCE 2006	10/24/2006	SACRAMENTO	CA	14,513.00	22
FOREST SERVICE	WOOD COMPONENT MANUFACTURERS ASSOCIATION	10/15/2006	LONDON	KY	629.00	2
FOREST SERVICE	WOOD FIBER POLYMER COMPOSITES INTERNATIONAL SYMPOSIUM	3/28/2007	CITE MONDIALE	FR	2,354.00	1
FOREST SERVICE	WOOD INDUSTRY SUMMIT	5/7/2007	BUCKHANNON	WV	258.00	2
FOREST SERVICE	WOOD QUALITY CONSORTIUM	7/12/2007	ATLANTA	GA	820.00	1
FOREST SERVICE	WOODY BIOMASS TRAINING	9/10/2007	ATLANTA	GA	793.11	1
FOREST SERVICE	WORKFORCE ANALYSIS AND PLANNING WORKSHOP	8/21/2007	SACRAMENTO	CA	935.50	2
FOREST SERVICE	WORKSHOP ON MEASURING XYLEM SAP FLOW AND ITS APPLICATION TO PLANT SCIENCES	11/27/2006	PERTH	AS	4,325.00	1
FOREST SERVICE	WORLD CONGRESS OF THE INTERNATIONAL ASSOCIATION FO	7/4/2007	LAXENBURG	AU	5,287.96	1
FOREST SERVICE	WORLD CONGRESS ON INDUSTRIAL BIOTECHNOLOGY/PROCESS	3/21/2007	ORLANDO	FL	2,341.00	1
FOREST SERVICE	WY STOCK GROWERS ASSOCIATION	5/30/2007	RIVERTON	WY	310.00	1
FOREST SERVICE	YOUTH MOTIVATION TASKFORCE CONFERENCE, AL AMU UNIVERSITY	10/7/2006	NORMAL	AL	1,057.00	1
GRAN INSPECTION, PACKERS AND STOCKYARDS	AGRICULTURAL COMMODITIES CERTIFICATION ASSOCIATION	4/16/2007	OMAHA	NE	1,188.00	1
GRAN INSPECTION, PACKERS AND STOCKYARDS	AGRICULTURAL LAW SYMPOSIUM	10/13/2006	SAVANNAH	GA	3,859.00	4
ADMINISTRATION, PACKERS AND STOCKYARDS	ALTERNATIVE DISPUTE RESOLUTION	9/16/2007	WASHINGTON	DC	1,848.15	1
ADMINISTRATION, PACKERS AND STOCKYARDS	ALTERNATIVE DISPUTE RESOLUTION	9/19/2007	WASHINGTON	DC	2,730.00	4
ADMINISTRATION, PACKERS AND STOCKYARDS	AMERICAN SHEEP INDUSTRY ASSOCIATION (ASIS)	1/24/2007	SAN ANTONIO	TX	1,914.00	1
GRAN INSPECTION, PACKERS AND STOCKYARDS	AMERICAN SOCIETY OF AGRICULTURAL AND BIOLOGICAL ENGINEERS (ASABE)	9/16/2007	MINNEAPOLIS	MN	3,407.06	2
GRAN INSPECTION, PACKERS AND STOCKYARDS	ANNUAL DANDY WOOL GROWERS ASSOCIATION CONVENTION	11/17/2006	BOISE	ID	50.00	1
ADMINISTRATION, PACKERS AND STOCKYARDS	ASSOCIATION OF ANALYTICAL COMMUNITIES (AOAC) INTERNATIONAL	9/20/2007	GARDEN GROVE	CA	3,782.21	2
GRAN INSPECTION, PACKERS AND STOCKYARDS	COLORADO CATTLEMAN'S ASSOCIATION AND THE COLORADO CATTLE WOMEN'S MID-WINTER CONFERENCE	9/15/2006	COLORADO SPRINGS	CO	209.00	2
ADMINISTRATION, PACKERS AND STOCKYARDS	FARM BUREAU SHOWCASE 2007	1/7/2007	WASHINGTON	DC	750.00	1
GRAN INSPECTION, PACKERS AND STOCKYARDS	FEDERAL INFORMATION SYSTEMS SECURITY EDUCATORS' ASSOCIATION (FISSEA)	3/12/2007	BETHESDA	MD	360.00	2
ADMINISTRATION, PACKERS AND STOCKYARDS	FIRST GLOBAL CONFERENCE ON GENETICALLY MODIFIED ORGS ANALYSIS	10/22/2006	CONGO	IT	2,428.00	1
ADMINISTRATION, PACKERS AND STOCKYARDS	FOOD AND AGRICULTURE ORGANIZATION/ WORLD HEALTH ORGANIZATION CODEX COMMITTEE	3/3/2007	BUDAPEST	HU	3,000.00	2
ADMINISTRATION, PACKERS AND STOCKYARDS	USA NETWORKS TRANSITION SUMMIT	1/30/2007	RESTON	VA	572.00	2

FY 2007

Agency/Name	Conference Name	Dates of Travel		Location of Travel		Total Costs		Staff Attending
		Start	End	City	State			
GRAIN INSPECTION, PACKERS AND STOCKYARDS	IDAHO CATTLE ASSOCIATION CONVENTION	11/13/2006	11/15/2006	SUN VALLEY	ID	334.00		1
ADMINISTRATION	INTERNATIONAL SOCIETY FOR ELECTROMAGNETIC	4/12/2007	4/19/2007	HAMAMATSU	JP	1,555.00		1
GRAIN INSPECTION, PACKERS AND STOCKYARDS	ANNUAL MEETING OF THE KANSAS STATE UNIVERSITY CATTLEMAN'S DAY	3/7/2007	3/7/2007	MANHATTAN	KS	15.00		1
ADMINISTRATION	MIDWEST POULTRY FOUNDATION CONFERENCE	3/14/2007	3/15/2007	ST. PAUL	MN	639.00		2
GRAIN INSPECTION, PACKERS AND STOCKYARDS	INTERNATIONAL POULTRY EXPO & INTERNATIONAL FEED EXPO	1/22/2007	1/26/2007	ATLANTA	GA	422.00		11
ADMINISTRATION	OREGON CATTLEMAN'S ASSOCIATION AND OREGON CATTLEWOMEN'S ANNUAL CONVENTION	11/2/2006	11/4/2006	REDMOND	OR	330.00		1
GRAIN INSPECTION, PACKERS AND STOCKYARDS	PACIFIC NORTHWEST WHEAT QUALITY	1/22/2007	1/24/2007	SALT LAKE CITY	UT	1,395.00		1
ADMINISTRATION	PITTSBURGH CONFERENCE ON ANALYTICAL CHEMISTRY	2/25/2007	3/1/2007	CHICAGO	IL	1,371.00		1
GRAIN INSPECTION, PACKERS AND STOCKYARDS	RESEARCH AGENTS CONFERENCE	11/7/2007	1/20/2007	DENVER	CO	523.00		2
ADMINISTRATION	RESEARCH AGENTS CONFERENCE	3/26/2007	3/30/2007	WOOSTER	OH	1,094.00		1
GRAIN INSPECTION, PACKERS AND STOCKYARDS	SUNBELT AGRICULTURAL EXPOSITION	8/28/2007	9/30/2007	KANSAS CITY	MO	17,448.36		19
ADMINISTRATION	TEXAS CATTLE FEEDERS ASSOCIATION ANNUAL CONVENTION	10/17/2006	10/19/2006	MOULTRE	GA	1,220.00		2
GRAIN INSPECTION, PACKERS AND STOCKYARDS	THE PAULS EDGE CONFERENCE	10/11/2006	10/13/2006	AMARILLO	TX	706.00		1
ADMINISTRATION	USDA DRY PEA & LENTIL COUNCIL	1/25/2007	1/27/2007	RESTON	VA	755.00		1
GRAIN INSPECTION, PACKERS AND STOCKYARDS	USDA ADMINISTRATIVE CONFERENCE	11/15/2007	11/17/2007	MOSCOW	ID	1,450.00		2
ADMINISTRATION	USDA ANIMAL AND PLANT HEALTH INSPECTION SERVICE SAFETY AND HEALTH CONFERENCE	11/12/2006	11/17/2006	MINNEAPOLIS	MN	1,468.00		1
GRAIN INSPECTION, PACKERS AND STOCKYARDS	WHEAT QUALITY TECHNICAL CONFERENCE	4/24/2007	4/27/2007	KANSAS CITY	MO	6,427.00		4
ADMINISTRATION	WORLD MYCOTOXIN FORUM	2/20/2007	2/22/2007	KANSAS CITY	MO	600.00		3
GRAIN INSPECTION, PACKERS AND STOCKYARDS	AGROTECH TRENDS	11/5/2006	11/7/2006	CINCINNATI	OH	2,398.00		2
ADMINISTRATION	AGROTECH TRENDS	12/4/2006	12/6/2006	KNOXVILLE	TN	954.00		1
HOMELAND SECURITY OFFICE	CENTRAL INTELLIGENCE AGENCY	10/4/2006	10/5/2006	EL PASO	TX	628.00		1
HOMELAND SECURITY OFFICE	FAMILY FARM ALLIANCE	2/21/2007	2/23/2007	LAS VEGAS	NV	1,200.00		1
HOMELAND SECURITY OFFICE	FEDERAL BUREAU OF INVESTIGATION CONFERENCE	4/3/2007	4/4/2007	CHICAGO	IL	554.00		1
NATIONAL AGRICULTURAL STATISTICS SERVICE	1680 AG RESEARCH DIRECTORS CONFERENCE	4/12/2007	4/4/2007	SAN ANTONIO	TX	1,221.00		1
NATIONAL AGRICULTURAL STATISTICS SERVICE	ADVANCING RENEWABLE ENERGY CONFERENCE	10/10/2006	10/12/2006	ST. LOUIS	MO	2,733.00		3
NATIONAL AGRICULTURAL STATISTICS SERVICE	AGRI-MARKETING CONFERENCE AND TRADE SHOW	4/11/2007	4/13/2007	DALLAS	TX	965.00		1
NATIONAL AGRICULTURAL STATISTICS SERVICE	AMERICAN AGRICULTURAL ECONOMICS ASSOCIATION CONFERENCE	7/28/2007	7/31/2007	PORTLAND	OR	4,599.03		2
NATIONAL AGRICULTURAL STATISTICS SERVICE	AMERICAN ASSOCIATION FOR PUBLIC OPINION RESEARCH (AAPOR) ANNUAL CONFERENCE	5/17/2007	5/20/2007	ANAHEIM	CA	1,487.00		1
NATIONAL AGRICULTURAL STATISTICS SERVICE	ASSOCIATION OF AMERICAN GEOGRAPHERS CONFERENCE	4/17/2007	4/21/2007	SAN FRANCISCO	CA	10,476.00		6
NATIONAL AGRICULTURAL STATISTICS SERVICE	CISCO NETWORKERS CONFERENCE	7/21/2007	7/26/2007	LOS ANGELES	CA	3,254.72		2
NATIONAL AGRICULTURAL STATISTICS SERVICE	CIVIL COMMERCIAL IMAGERY EVALUATION WORKSHOP	3/20/2007	3/22/2007	FAIRFAX	VA	900.00		6
NATIONAL AGRICULTURAL STATISTICS SERVICE	COMMODITY CLASSIC	2/28/2007	3/3/2007	TAMPA	FL	2,979.00		4

FY 2007

Agency/Name	Conference Name	Date of Travel		Location of Travel		Total Costs		Staff Attending
		Start	End	City	State			
NATIONAL AGRICULTURAL STATISTICS SERVICE	DATA WAREHOUSE INSTITUTE WORLD CONFERENCE	5/13/2007	5/17/2007	BOSTON	MS	10,750.00		3
NATIONAL AGRICULTURAL STATISTICS SERVICE	DISTILLERS GRAINS SYMPOSIUM	5/15/2007	5/17/2007	LOUISVILLE	KY	729.00		1
NATIONAL AGRICULTURAL STATISTICS SERVICE	FEDERAL COMMITTEE ON STATISTICAL METHODOLOGY (FCSM) STATISTICAL POLICY SEMINAR	11/28/2006	11/29/2006	WASHINGTON	DC	689.00		5
NATIONAL AGRICULTURAL STATISTICS SERVICE	FEITH SYSTEMS USERS CONFERENCE	8/7/2007	8/10/2007	ATLANTIC CITY	NJ	3,371.07		3
NATIONAL AGRICULTURAL STATISTICS SERVICE	FIELD DIRECTORS AND TECHNOLOGIES CONFERENCE	5/20/2007	5/23/2007	SANTA MONICA	CA	3,501.00		2
NATIONAL AGRICULTURAL STATISTICS SERVICE	GRAIN FORECAST AND ECONOMIC OUTLOOK CONFERENCE	11/15/2006	11/15/2006	ATLANTA	GA	552.00		3
NATIONAL AGRICULTURAL STATISTICS SERVICE	HMONG NATIONAL DEVELOPMENT CONFERENCE	4/12/2007	4/15/2007	DETROIT	MI	949.00		2
NATIONAL AGRICULTURAL STATISTICS SERVICE	INFRASTRUCTURE, OPERATIONS & MANAGEMENT SUMMIT	6/10/2007	6/13/2007	ORLANDO	FL	1,119.05		1
NATIONAL AGRICULTURAL STATISTICS SERVICE	INTERNATIONAL CONFERENCE ON ESTABLISHMENT SURVEYS	6/17/2007	6/22/2007	MONTREAL	CA	30,072.23		19
NATIONAL AGRICULTURAL STATISTICS SERVICE	INTERNATIONAL FIELD DIRECTORS & TECHNOLOGIES CONFERENCE	5/20/2007	5/23/2007	SANTA MONICA	CA	1,992.00		2
NATIONAL AGRICULTURAL STATISTICS SERVICE	INTERTRIBAL AGRICULTURE COUNCIL SYMPOSIUM	12/4/2006	12/9/2006	LAS VEGAS	NV	5,980.00		5
NATIONAL AGRICULTURAL STATISTICS SERVICE	MICHIGAN CROPLAND DATA LAYER SYMPOSIUM	5/31/2007	5/31/2007	LANSING	MI	431.00		2
NATIONAL AGRICULTURAL STATISTICS SERVICE	NATIONAL ASSOCIATION OF AGRICULTURAL EDUCATORS	11/30/2006	12/3/2006	ATLANTA	GA	887.00		1
NATIONAL AGRICULTURAL STATISTICS SERVICE	NATIONAL ASSOCIATION OF BROADCASTERS, RADIO, TELEVISION NEWS DIRECTORS	11/15/2006	11/17/2006	KANSAS CITY	MO	1,199.05		2
NATIONAL AGRICULTURAL STATISTICS SERVICE	ASSOCIATION (NAB) RURAL	12/10/2006	12/13/2006	ST. LOUIS	MO	1,099.00		2
NATIONAL AGRICULTURAL STATISTICS SERVICE	NATIONAL CONFERENCE ON GRAZING LANDS	2/16/2007	2/20/2007	RIVERSIDE	CA	987.00		1
NATIONAL AGRICULTURAL STATISTICS SERVICE	NATIONAL CROP INSURANCE SERVICES	12/8/2006	12/9/2006	MYSTIC	CT	2,025.00		1
NATIONAL AGRICULTURAL STATISTICS SERVICE	NORTHEAST AQUACULTURE CONFERENCE AND EXPOSITION	11/20/2006	11/21/2006	ALBANY	NY	568.00		6
NATIONAL AGRICULTURAL STATISTICS SERVICE	NORTHEAST REGIONAL CONFERENCE	11/16/2006	11/20/2006	OKLAHOMA CITY	OK	1,273.00		1
NATIONAL AGRICULTURAL STATISTICS SERVICE	OKLAHOMA BLACK HISTORICAL RESEARCH PROJECT, INC.	3/5/2007	3/5/2007	LAS CRUCES	NM	988.00		1
NATIONAL AGRICULTURAL STATISTICS SERVICE	PECAN INDUSTRY SUMMIT	8/10/2007	8/14/2007	FLAGSTAFF	AZ	1,013.53		1
NATIONAL AGRICULTURAL STATISTICS SERVICE	PROFESSIONAL WOMEN'S ASSOCIATION LEADERSHIP CONFERENCE	8/26/2007	9/2/2007	GALLUP	NM	568.84		1
NATIONAL AGRICULTURAL STATISTICS SERVICE	PROFESSIONAL WOMEN'S ASSOCIATION LEADERSHIP CONFERENCE	10/22/2006	10/24/2006	LAS VEGAS	NV	874.00		1
NATIONAL AGRICULTURAL STATISTICS SERVICE	SYBASE TECHNICAL CONFERENCE	8/6/2007	8/10/2007	LAS VEGAS	NV	5,272.85		4
NATIONAL AGRICULTURAL STATISTICS SERVICE	TEXAS-MEXICO BORDER COALITION/MANAGING RURAL RISKS THROUGH PARTNER	4/10/2007	4/13/2007	DEL RIO	TX	1,185.00		1
NATIONAL AGRICULTURAL STATISTICS SERVICE	WOMEN INVOLVED IN FARM ECONOMICS	11/7/2006	11/11/2006	SIOUX FALLS	SD	1,087.00		2
NATIONAL AGRICULTURAL STATISTICS SERVICE	XII SIMPOSIO BRASILEIRO DE SENSORIAMENTO REMOTO (SBRS)	4/21/2007	4/26/2007	FLORIANOPOLIS	BR	488.00		1
NATIONAL APPEALS DIVISION	CREATIVE PROBLEM SOLVING	8/12/2007	8/3/2007	VIRGINIA BEACH	VA	1,980.00		1
NATIONAL APPEALS DIVISION	DYNAMICS OF INDIVIDUAL GROUP	9/23/2007	12/9/2007	ADELPHI	MD	4,022.00		1
NATIONAL APPEALS DIVISION	EMPLOYMENT LAW (EECO)	8/12/2007	8/16/2007	DENVER	CO	2,677.70		1
NATIONAL APPEALS DIVISION	EMPOWERING LATINOS	7/8/2007	7/14/2007	CHICAGO	IL	2,169.78		1
NATIONAL APPEALS DIVISION	GENERAL SERVICES AGENCY EXPOSITION	5/15/2007	5/17/2007	ORLANDO	FL	6,420.00		6



FY 2007

Agency/Name	Conference Name	Dates of Travel		Location of Travel		Total Costs		Staff Attending
		Start	End	City	State			
NATIONAL APPEALS DIVISION	INTRO TO BUSINESS INFORMATION	8/20/2007	12/20/2007	FAIRFAX	VA	940.00		1
NATIONAL APPEALS DIVISION	INTRODUCTION TO PROJECT MANAGEMENT	9/10/2007	12/20/2007	ELKRIDGE	MD	2,625.00		1
NATIONAL APPEALS DIVISION	MID-CAREER RETIREMENT PLAN	8/22/2007	8/23/2007	JACKSON	FL	2,751.00		2
NATIONAL APPEALS DIVISION	MISTAKE-FREE GRAMMAR & PROOFREADING	8/14/2007	8/14/2007	GULFPORT	MS	190.00		1
NATIONAL APPEALS DIVISION	NAD NATIONAL CONFERENCE	9/17/2007	9/21/2007	ALBUQUERQUE	NM	131,110.42		85
NATIONAL APPEALS DIVISION	NAD NATIONAL CONFERENCE	8/13/2007	8/17/2007	SHEPHERTOWN	VA	1,983.00		1
NATIONAL APPEALS DIVISION	ORGANIZATION DEVELOPMENT	8/30/2007	12/15/2007	ARLINGTON	VA	2,135.10		1
NATIONAL APPEALS DIVISION	PROOFREADING	7/2/2007	7/11/2007	ROANOKE	VA	995.00		1
NATIONAL APPEALS DIVISION	TRANSFORMING INTERPERSONAL RELATIONSHIPS	9/5/2007	8/10/2007	BETHEL	ME	4,917.00		1
NATURAL RESOURCES CONSERVATION SERVICE	AGRICULTURE AIR QUALITY TASK FORCE	11/28/2006	11/30/2006	WASHINGTON	DC	63,960.00		60
NATURAL RESOURCES CONSERVATION SERVICE	AMERICAN SOCIETY OF AGRICULTURE AND BIOLOGICAL ENGINEERS	6/17/2007	6/20/2007	MINNEAPOLIS	MN	98,232.00		51
NATURAL RESOURCES CONSERVATION SERVICE	ARIZONA ASSOCIATION OF CONSERVATION DISTRICTS SUMMER MEETING	8/28/2007	8/30/2007	PHOENIX	AZ	18,140.00		30
NATURAL RESOURCES CONSERVATION SERVICE	ASSOCIATED GENERAL CONTRACTORS OF AMERICA	10/24/2006	10/25/2006	ST. LOUIS	MO	24,270.00		30
NATURAL RESOURCES CONSERVATION SERVICE	ASSOCIATION OF FLORIDA CONSERVATION DISTRICTS	8/10/2007	8/12/2007	WEST PALM BEACH	FL	29,130.00		30
NATURAL RESOURCES CONSERVATION SERVICE	ASSOCIATION OF STATE DAM SAFETY OFFICIALS	9/9/2007	9/13/2007	AUSTIN	TX	132,148.00		67
NATURAL RESOURCES CONSERVATION SERVICE	CALIFORNIA ASSOCIATION OF RESOURCE CONVENTION	11/1/2006	11/4/2006	SANTA ROSA	CA	34,541.00		46
NATURAL RESOURCES CONSERVATION SERVICE	CONSERVATION PLANNING TRAINING	9/17/2007	9/21/2007	BOISE	ID	9,459.00		30
NATURAL RESOURCES CONSERVATION SERVICE	CONSERVATION SECURITY PROGRAM	9/17/2007	9/21/2007	INDIANAPOLIS	IN	626,400.00		432
NATURAL RESOURCES CONSERVATION SERVICE	CORRELATION & MANAGEMENT OF SOIL SURVEY	9/10/2007	9/14/2007	DAVIS	CA	12,417.00		11
NATURAL RESOURCES CONSERVATION SERVICE	ENDANGERED SPECIES ACT WORKSHOP FOR CENTRAL REGIONAL AREA	8/12/2007	8/14/2007	NEBRASKA CITY	NE	31,770.00		29
NATURAL RESOURCES CONSERVATION SERVICE	FEDERAL EMPLOYED WOMEN'S (FEW) NRCS ANNUAL TRAINING CONFERENCE	7/16/2007	7/20/2007	WASHINGTON	DC	80,515.00		37
NATURAL RESOURCES CONSERVATION SERVICE	HYDROGEOGRAPHIC MODEL WORKSHOP	9/24/2007	9/28/2007	BOSSIER CITY	LA	20,790.00		40
NATURAL RESOURCES CONSERVATION SERVICE	INDIAN NATIONAL CONSERVATION ALLIANCE INTER-TRIBAL AG COUNCIL & ALASKA VILLAGE	12/4/2006	12/9/2006	LAS VEGAS	NV	65,744.00		43
NATURAL RESOURCES CONSERVATION SERVICE	INDIAN NATIONAL CONFERENCE	1/16/2007	1/18/2007	INDIANAPOLIS	IN	43,452.00		81
NATURAL RESOURCES CONSERVATION SERVICE	KANSAS ASSOCIATION OF CONSERVATION DISTRICTS	11/19/2006	11/21/2006	WICHITA	KS	58,500.00		130
NATURAL RESOURCES CONSERVATION SERVICE	NATIONAL ASIAN PACIFIC ISLANDER ORGANIZATION NRCS TRAINING	6/20/2007	6/24/2007	MIAMI	FL	128,433.00		51
NATURAL RESOURCES CONSERVATION SERVICE	NATIONAL ASSOCIATION OF RESOURCE CONSERVATION & DEVELOPMENT COUNCILS ANNUAL	9/9/2007	9/12/2007	ASHEVILLE	NC	6,895.00		14
NATURAL RESOURCES CONSERVATION SERVICE	NATIONAL CONFERENCE	12/10/2006	12/13/2006	ST. LOUIS	MO	315,790.00		230
NATURAL RESOURCES CONSERVATION SERVICE	NATIONAL ORGANIZATION OF PROFESSIONAL HISPANIC NRCS EMPLOYEES	8/6/2007	8/10/2007	EAST BLOOMING	IN	395,691.00		208
NATURAL RESOURCES CONSERVATION SERVICE	RUSLE WORKSHOP	8/7/2007	8/9/2007	PHOENIX	AZ	9,672.00		32
NATURAL RESOURCES CONSERVATION SERVICE	SOIL & WATER CONSERVATION SOCIETY	7/21/2007	7/25/2007	TAMPA	FL	272,890.00		165
NATURAL RESOURCES CONSERVATION SERVICE	THE NATIONAL ORGANIZATION OF PROFESSIONAL BLACK TRAINING CONFERENCE	12/4/2006	12/9/2006	INDIANAPOLIS	IN	282,628.00		232

FY 2007

Agency/Name	Conference Name	Dates of Travel		Location of Travel		Total Costs		Staff Attending
		Start	End	City	State			
NATURAL RESOURCES CONSERVATION SERVICE	TRAINING CONFERENCE OF THE AMERICAN INDIAN/ALASKA NATIVE EMPLOYEES ASSOCIATION	8/27/2007	8/31/2007	CORPUS CHRISTI	TX	173,568.00		91
NATURAL RESOURCES CONSERVATION SERVICE	UTAH ALL EMPLOYEES	8/14/2007	8/14/2007	SANDY	UT	14,398.00		204
NATURAL RESOURCES CONSERVATION SERVICE	WASHINGTON ASSOCIATION OF CONSERVATION DISTRICTS	11/28/2006	11/30/2006	SPOKANE	WA	12,231.00		25
NATURAL RESOURCES CONSERVATION SERVICE	WEST PUBLIC AFFAIRS OFFICER CONSORTIUM	9/11/2007	9/14/2007	PORTLAND	OR	16,642.00		21
NATURAL RESOURCES CONSERVATION SERVICE	WEST VIRGINIA CONSERVATION PARTNERSHIP CONFERENCE	10/24/2006	10/26/2006	CHARLESTON	WV	23,945.00		45
OFFICE OF BUDGET & PROGRAM ANALYSIS	ADVANCING RENEWABLE ENERGY CONFERENCE	10/10/2006	10/12/2006	ST. LOUIS	MO	1,950.00		2
OFFICE OF BUDGET & PROGRAM ANALYSIS	AMERICAN ASSOCIATION OF BUDGET AND PROGRAM ANALYSTS CONFERENCE	4/7/2007	4/7/2007	WASHINGTON	DC	1,950.00		6
OFFICE OF COMMUNICATIONS	ADVANCING RENEWABLE ENERGY CONFERENCE	10/10/2006	10/12/2006	ST. LOUIS	MO	5,912.00		4
OFFICE OF COMMUNICATIONS	ASSOCIATION FOR COMMUNICATION EXCELLENCE	6/15/2007	6/19/2007	ALBUQUERQUE	NM	1,281.00		1
OFFICE OF COMMUNICATIONS	GOVERNMENT FINANCE OFFICERS ASSOCIATION	6/10/2007	6/13/2007	ANAHEIM	CA	1,977.36		1
OFFICE OF COMMUNICATIONS	GSA NETWORK SUMMIT	8/6/2007	9/9/2007	DENVER	CO	4,347.26		3
OFFICE OF COMMUNICATIONS	NATIONAL ASSOCIATION OF FARM BROADCASTERS	11/16/2006	11/19/2006	KANSAS CITY	KS	3,764.00		4
OFFICE OF THE ASSISTANT SECRETARY FOR CIVIL RIGHTS	ASSOCIATION FOR CONFLICT RESOLUTION	10/23/2006	10/26/2006	PHILADELPHIA	PA	2,758.00		2
OFFICE OF THE ASSISTANT SECRETARY FOR CIVIL RIGHTS	NATIONAL SOCIETY OF HISPANIC MBAS CONFERENCE AND CAREER EXPO	10/26/2006	10/28/2006	CINCINNATI	OH	1,087.05		1
OFFICE OF THE ASSISTANT SECRETARY FOR CIVIL RIGHTS	USDA INFORMATION TECHNOLOGY LEADERSHIP CONFERENCE	3/21/2007	3/23/2007	CAMBRIDGE	MD	511.00		1
OFFICE OF THE CHIEF ECONOMIST	ADVANCING RENEWABLE ENERGY CONFERENCE	10/10/2006	10/12/2006	ST. LOUIS	MO	2,848.00		2
OFFICE OF THE CHIEF ECONOMIST	AMERICAN AGRICULTURAL ECONOMICS ASSOCIATION, WESTERN AGRICULTURAL ECONOMICS ASSOCIATION, AND AMERICAN COTTON SHIPPERS ASSOCIATION ANNUAL MEETING	7/29/2007	8/1/2007	PORTLAND	OR	3,202.25		2
OFFICE OF THE CHIEF ECONOMIST	AMERICAN COTTON SHIPPERS ASSOCIATION INTERNATIONAL COTTON INSTITUTE	7/6/2007	7/6/2007	MEMPHIS	TN	984.29		1
OFFICE OF THE CHIEF ECONOMIST	AMERICAN DROUGHT MONITOR WORKSHOP	10/17/2006	10/20/2006	MEXICO CITY	MX	687.00		1
OFFICE OF THE CHIEF ECONOMIST	AMERICAN FARM BUREAU FEDERATION ANNUAL CONVENTION	1/5/2007	1/10/2007	SALT LAKE CITY	UT	1,041.00		1
OFFICE OF THE CHIEF ECONOMIST	AMERICAN MEDIA SUMMIT TRIPECTA	4/11/2007	4/13/2007	ST. LOUIS	MO	1,383.00		1
OFFICE OF THE CHIEF ECONOMIST	BEEF QUALITY SUMMIT	11/12/2006	11/16/2006	OKLAHOMA CITY	OK	1,112.00		1
OFFICE OF THE CHIEF ECONOMIST	CHINA INTERNATIONAL COTTON CONFERENCE	6/22/2007	7/3/2007	URUKUJI	CH	2,588.12		1
OFFICE OF THE CHIEF ECONOMIST	COLORADO AGRICULTURAL OUTLOOK FORUM	2/21/2007	2/21/2007	DENVER	CO	1,025.00		1
OFFICE OF THE CHIEF ECONOMIST	CONGRESS OF THE INTERNATIONAL ASSOCIATION OF IAL INSURERS	9/23/2007	9/26/2007	BERLIN	GE	3,465.91		1
OFFICE OF THE CHIEF ECONOMIST	ETHANOL PRODUCERS & CONSUMERS CONFERENCE	6/6/2007	6/12/2007	BOZEMAN	MT	2,170.89		1
OFFICE OF THE CHIEF ECONOMIST	FORESTRY AND GREENHOUSE GAS MODELING FORUM	3/5/2007	3/8/2007	SHEPHERDSTOWN	WV	416.00		2
OFFICE OF THE CHIEF ECONOMIST	FORUM FOR A SUSTAINABLE FUTURE	11/17/2006	11/3/2006	SAN DIEGO	CA	1,022.00		1
OFFICE OF THE CHIEF ECONOMIST	GRAIN AND OILS OUTLOOK CONFERENCE	6/29/2007	7/4/2007	BEIJING	CH	1,366.66		1
OFFICE OF THE CHIEF ECONOMIST	HEROLD'S PACESETTERS ENERGY CONFERENCE	9/26/2007	9/27/2007	OLD GREENWICH	CT	971.20		1
OFFICE OF THE CHIEF ECONOMIST	HURRICANE CONFERENCE	3/4/2007	3/8/2007	NEW ORLEANS	LA	1,816.00		1
OFFICE OF THE CHIEF ECONOMIST	INTERNATIONAL AGRICULTURAL TRADE RESEARCH CONSORTIUM	12/5/2006	12/5/2006	PETERSBURG	FL	945.00		1

FY 2007

Agency Name	Conference Name	Dates of Travel		Location of Travel		Total Costs		Staff Attending
		Start	End	City	State			
OFFICE OF THE CHIEF ECONOMIST	INTERNATIONAL FUEL ETHANOL WORKSHOP & EXPO	6/25/2007	6/28/2007	ST. LOUIS	MO	3,098.47		2
OFFICE OF THE CHIEF ECONOMIST	METHYL BROMIDE ALTERNATIVES CONFERENCE	11/6/2006	11/9/2006	ORLANDO	FL	1,490.00		1
OFFICE OF THE CHIEF ECONOMIST	MIDWEST GREAT PLAINS AND WESTERN AGRICULTURAL OUTLOOK CONFERENCE	8/14/2007	8/15/2007	INDIANAPOLIS	IN	816.19		1
OFFICE OF THE CHIEF ECONOMIST	NATIONAL LEADERSHIP SUMMIT ON NATURAL RESOURCES AND ENVIRONMENT	12/4/2006	12/6/2006	LACRNE	WI	962.00		1
OFFICE OF THE CHIEF ECONOMIST	NATURAL DISASTER PREVENTION & MITIGATION PROGRAM COORDINATION	12/2/2006	12/7/2006	GENEVA	SZ	2,662.00		1
OFFICE OF THE CHIEF ECONOMIST	NORTH AMERICA AGRIFOOD MARKET INTEGRATION CONSORTIUM	8/15/2007	8/16/2007	CANCUN	MX	1,079.92		1
OFFICE OF THE CHIEF ECONOMIST	NORTHERN PLAINS ETHANOL RESEARCH WORKSHOP	8/19/2007	9/22/2007	PARIS	FR	1,679.70		1
OFFICE OF THE CHIEF ECONOMIST	PRIVATE AND PUBLIC, SCIENTIFIC, ACADEMIC, AND CONSUMER FOOD POLICY SEMINAR	11/19/2006	11/20/2006	BOSTON	MA	619.00		1
OFFICE OF THE CHIEF ECONOMIST	RENEWABLE ENERGY CONFERENCE	6/20/2007	6/21/2007	NEW YORK	NY	4,235.79		3
OFFICE OF THE CHIEF ECONOMIST	THE AMERICAN MEDIA SUMMIT TRIFECTA	7/29/2007	8/1/2007	LOUISVILLE	KY	1,001.76		1
OFFICE OF THE CHIEF ECONOMIST	THE IMPACT OF BIOFUELS ON COMMODITY MARKETS	9/20/2007	9/27/2007	BRUSSELS	BE	2,607.11		1
OFFICE OF THE CHIEF ECONOMIST	USDA GLOBAL CONFERENCE ON AGRICULTURAL BIOFUELS: RESEARCH AND ECONOMICS	8/19/2007	8/22/2007	MINNEAPOLIS	MN	1,572.26		1
OFFICE OF THE CHIEF FINANCIAL OFFICER	CAPTURE PLANNING & PRICING STRATEGIES	7/10/2007	7/12/2007	FAIRFAX	VA	2,907.20		1
OFFICE OF THE CHIEF FINANCIAL OFFICER	CAPTURE PLANNING & PRICING STRATEGIES	8/7/2007	8/8/2007	FAIRFAX	VA	2,259.68		1
OFFICE OF THE CHIEF FINANCIAL OFFICER	EMPLOYMENT TAX AND INFORMATION	5/18/2007	5/18/2007	WASHINGTON	DC	1,308.00		1
OFFICE OF THE CHIEF FINANCIAL OFFICER	ENTERPRISE CONTENT MANAGEMENT SYSTEM TRAINING	8/12/2007	8/15/2007	ST. LOUIS	MO	5,238.48		4
OFFICE OF THE CHIEF FINANCIAL OFFICER	EXCEL TRAINING	9/12/2007	9/12/2007	ST. LOUIS	MO	225.00		1
OFFICE OF THE CHIEF FINANCIAL OFFICER	EXCEL TRAINING	9/20/2007	9/20/2007	NEW ORLEANS	LA	225.00		1
OFFICE OF THE CHIEF FINANCIAL OFFICER	KELLER PROPOSAL DEVELOPMENT & TRAINING	7/25/2007	7/26/2007	NEW ORLEANS	LA	1,606.41		1
OFFICE OF THE CHIEF FINANCIAL OFFICER	MANAGING WINNING PROPOSALS	8/29/2007	9/30/2007	DULLES	VA	2,604.18		1
OFFICE OF THE CHIEF FINANCIAL OFFICER	TRAVEL TRAINING	9/5/2007	9/7/2007	WASHINGTON	DC	5,790.03		2
OFFICE OF THE CHIEF FINANCIAL OFFICER	WRITING WINNING PROPOSALS/WINNING EXECUTIVE SUMMARIES	9/5/2007	9/7/2007	FAIRFAX	VA	1,749.73		1
OFFICE OF THE CHIEF FINANCIAL OFFICER	WRITING WINNING PROPOSALS-CAPTURING FEDERAL BUSINESS	7/17/2007	7/19/2007	FAIRFAX	VA	2,782.99		1
OFFICE OF THE CHIEF INFORMATION OFFICER	BLACKS IN GOVERNMENT	8/13/2007	8/17/2007	NASHVILLE	TN	22,840.00		11
OFFICE OF THE CHIEF INFORMATION OFFICER	CERTIFICATION AUTHORITY WORLD	4/21/2007	4/26/2007	LAS VEGAS	NV	6,953.00		5
OFFICE OF THE CHIEF INFORMATION OFFICER	COMPUTER ASSOCIATES CONFERENCE	4/1/2007	4/1/2007	LAS VEGAS	NV	2,703.00		1
OFFICE OF THE CHIEF INFORMATION OFFICER	CONTINUITY INSIGHTS MANAGEMENT CONFERENCE	4/23/2007	4/25/2007	NEW ORLEANS	LA	2,733.00		1
OFFICE OF THE CHIEF INFORMATION OFFICER	CONTRACTING OFFICER'S TECHNICAL REPRESENTATIVE	10/27/2006	10/27/2006	WASHINGTON	DC	3,002.00		1
OFFICE OF THE CHIEF INFORMATION OFFICER	DEFCON INFO SECURITY CONF	8/9/2007	8/9/2007	LAS VEGAS	NV	1,112.00		1
OFFICE OF THE CHIEF INFORMATION OFFICER	DEFENSE SYSTEMS INFORMATION AGENCY CUSTOMER PARTNERSHIP CONFERENCE	4/30/2007	5/3/2007	NASHVILLE	TN	1,463.00		1
OFFICE OF THE CHIEF INFORMATION OFFICER	EXECUTIVE FORUM	8/15/2007	8/17/2007	BRANSON	MO	6,791.00		7
OFFICE OF THE CHIEF INFORMATION OFFICER	EXECUTIVE LEADERSHIP CONFERENCE	10/29/2006	10/31/2006	WILLIAMSBURG	VA	9,078.00		6

FY 2007

Agency/Name	Conference Name	Dates of Travel		Location of Travel		Total Costs	Staff Attending
		Start	End	City	State		
OFFICE OF THE CHIEF INFORMATION OFFICER	FEDERAL COMPUTER WEEK	3/4/2007	3/9/2007	FT. MYERS	FL	2,003.00	1
OFFICE OF THE CHIEF INFORMATION OFFICER	FEDERAL COMPUTER WEEK FALL GOVERNMENT CHIEF INFORMATION OFFICER SUMMIT	11/5/2006	11/8/2006	SAN DIEGO	CA	884.00	1
OFFICE OF THE CHIEF INFORMATION OFFICER	GARDNER SYMPOSIUM INFORMATION TECHNOLOGY EXPOSITION	10/7/2006	10/12/2006	ORLANDO	FL	1,449.00	1
OFFICE OF THE CHIEF INFORMATION OFFICER	GENERAL SERVICES ADMINISTRATION NETWORK CONFERENCE	8/6/2007	8/10/2007	DENVER	CO	4,335.00	2
OFFICE OF THE CHIEF INFORMATION OFFICER	INDEPENDENT ORACLE USERS GROUP CONFERENCE	4/14/2007	4/19/2007	LAS VEGAS	NV	2,538.00	1
OFFICE OF THE CHIEF INFORMATION OFFICER	INDEPENDENT ORACLE USERS GROUP SUMMIT	2/14/2007	2/15/2007	DENVER	CO	1,985.00	7
OFFICE OF THE CHIEF INFORMATION OFFICER	INFORMATION ASSURANCE CONFERENCE	2/12/2007	2/16/2007	ORLANDO	FL	1,256.00	1
OFFICE OF THE CHIEF INFORMATION OFFICER	INFORMATION PROCESSING INTERAGENCY CONFERENCE 2007	3/4/2007	3/8/2007	ORLANDO	FL	6,734.00	3
OFFICE OF THE CHIEF INFORMATION OFFICER	INTERNATIONAL BUSINESS INTEGRATION SUMMIT	5/20/2007	5/24/2007	LAS VEGAS	NV	2,065.00	1
OFFICE OF THE CHIEF INFORMATION OFFICER	ITS MANAGEMENT SUMMIT	9/19/2007	9/17/2007	SAN ANTONIO	TX	117,975.00	88
OFFICE OF THE CHIEF INFORMATION OFFICER	LINUX WORLD	8/6/2007	8/6/2007	SAN FRANCISCO	CA	3,042.00	2
OFFICE OF THE CHIEF INFORMATION OFFICER	LOTUSPHERE 2007	12/1/2007	1/25/2008	ORLANDO	FL	6,907.00	2
OFFICE OF THE CHIEF INFORMATION OFFICER	MICROSOFT CHIEF INFORMATION OFFICER SUMMIT	2/26/2007	3/1/2007	REDMOND	WA	2,811.00	2
OFFICE OF THE CHIEF INFORMATION OFFICER	MICROSOFT PUBLIC SECTOR CHIEF INFORMATION OFFICER CONFERENCE	2/1/2007	2/1/2007	SEATTLE	WA	1,274.00	1
OFFICE OF THE CHIEF INFORMATION OFFICER	PRIVATE SECTOR CHIEF INFORMATION OFFICER SUMMIT	2/29/2007	3/2/2007	REDMOND	WA	1,381.00	1
OFFICE OF THE CHIEF INFORMATION OFFICER	SANS SOFTWARE SECURITY CONFERENCE	9/22/2007	9/23/2007	KANSAS CITY	MO	2,040.00	2
OFFICE OF THE CHIEF INFORMATION OFFICER	SECURITY CONFERENCE	9/19/2007	9/20/2007	GATHERSBURG	MD	1,981.00	1
OFFICE OF THE CHIEF INFORMATION OFFICER	SHARE EXPO	8/12/2007	8/17/2007	SAN DIEGO	CA	14,405.00	5
OFFICE OF THE CHIEF INFORMATION OFFICER	STELLENT GLOBAL USER CONFERENCE	2/2/2007	2/6/2007	SAN DIEGO	CA	6,009.00	3
OFFICE OF THE CHIEF INFORMATION OFFICER	STORAGE NETWORKING WORLD	4/16/2007	4/18/2007	SAN DIEGO	CA	2,802.00	1
OFFICE OF THE CHIEF INFORMATION OFFICER	STRUCTURED QUERY LANGUAGE CONFERENCE	9/16/2007	9/21/2007	DENVER	CO	1,486.00	1
OFFICE OF THE CHIEF INFORMATION OFFICER	USDA INFORMATION TECHNOLOGY LEADERSHIP CONFERENCE	3/21/2007	3/23/2007	CAMBRIDGE	MD	5,000.00	11
OFFICE OF THE CHIEF INFORMATION OFFICER	USDA INFORMATION TECHNOLOGY LEADERSHIP CONFERENCE	3/21/2007	3/23/2007	CAMBRIDGE	MD	13,080.00	39
OFFICE OF THE CHIEF INFORMATION OFFICER	VIRTUAL MACHINE WORLD	11/7/2006	11/8/2006	LOS ANGELES	CA	1,245.00	1
OFFICE OF THE CHIEF INFORMATION OFFICER	VIA WORLD	9/9/2007	9/14/2007	SAN FRANCISCO	CA	3,507.00	1
OFFICE OF THE CHIEF INFORMATION OFFICER	ZXPO SYMPOSIUM	9/19/2007	9/21/2007	SAN ANTONIO	TX	9,435.00	3
OFFICE OF THE EXECUTIVE SECRETARIAT	USDA INFORMATION TECHNOLOGY LEADERSHIP CONFERENCE	3/21/2007	3/23/2007	CAMBRIDGE	MD	501.00	1
OFFICE OF THE GENERAL COUNSEL	ADVANCED TRIAL ADVOCACY	8/14/2007	6/15/2007	WASHINGTON	DC	845.00	1
OFFICE OF THE GENERAL COUNSEL	AGRICULTURAL AND RURAL LAW INSTITUTE	4/13/2007	4/13/2007	CHANNHASSEN	MN	120.00	1
OFFICE OF THE GENERAL COUNSEL	ALASKA NATIVE LAND BASE LIVE WEBCAST	6/7/2007	6/7/2007	JUNEAU	AK	83.33	1
OFFICE OF THE GENERAL COUNSEL	EFFECTIVE REPRESENTATION OF FEDERAL EMPLOYEES	7/27/2007	7/27/2007	WASHINGTON	DC	45.00	3
OFFICE OF THE GENERAL COUNSEL	EQUAL EMPLOYMENT OPPORTUNITY COMMISSION TRAINING	9/23/2007	9/23/2007	WASHINGTON	D.	1,131.55	1

FY 2007

Agency/Name	Conference Name	Dates of Travel		Location of Travel			Total Costs		Staff Attending
		Start	End	City	State				
OFFICE OF THE GENERAL COUNSEL	FOREST SERVICE LAW ENFORCEMENT & INVESTIGATIONS REGIONAL CONFERENCE	11/2/2006	11/3/2006	CHATTANOOGA	TN		128.00		3
OFFICE OF THE GENERAL COUNSEL	FOREST SERVICE NATIONAL ENVIRONMENTAL PROTECTION ACT TRAINING	6/6/2007	6/7/2007	NEVADA CITY	CA		548.82		1
OFFICE OF THE GENERAL COUNSEL	MANAGEMENT ACT LEGAL DEVELOPMENTS	6/4/2007	6/6/2007	GENEVA	NY		1,206.14		1
OFFICE OF THE GENERAL COUNSEL	FOUR STATE RURAL DEVELOPMENT	11/26/2006	11/30/2006	KANSAS CITY	MO		3,651.00		25
OFFICE OF THE GENERAL COUNSEL	GET ORGANIZED AND GET THINGS DONE	2/16/2007	2/16/2007	MINNEAPOLIS	MN		110.00		1
OFFICE OF THE GENERAL COUNSEL	IMPROPER PAYMENTS SIGNATURE AUTHORITY	2/26/2007	2/27/2007	MINNEAPOLIS	NE		257.00		2
OFFICE OF THE GENERAL COUNSEL	IOWA CIVIL AGENCY WORKSHOP	5/24/2007	5/24/2007	LINCOLN	NE		97.00		2
OFFICE OF THE GENERAL COUNSEL	ALAMATH BASIN SEMINAR	1/26/2007	1/26/2007	EUGENE	OR		137.00		1
OFFICE OF THE GENERAL COUNSEL	MEDIATION TRAINING	9/26/2007	9/26/2007	WASHINGTON	DC		15.00		1
OFFICE OF THE GENERAL COUNSEL	NATURAL RESOURCES CONSERVATION SERVICE	10/30/2006	11/1/2006	DENVER	CO		849.00		1
OFFICE OF THE GENERAL COUNSEL	PROFESSIONAL CONDUCT FOR GOVERNMENT ATTORNEYS	9/25/2007	9/25/2007	WASHINGTON	DC		20.00		1
OFFICE OF THE GENERAL COUNSEL	REGIONAL ATTORNEY CONFERENCE	9/19/2007	9/20/2007	KANSAS CITY	MO		3,119.86		3
OFFICE OF THE GENERAL COUNSEL	REGIONAL ATTORNEY CONFERENCE	9/19/2007	9/20/2007	KANSAS CITY	MO		1,044.68		1
OFFICE OF THE GENERAL COUNSEL	RURAL RENTAL HOUSING ASSOCIATION	4/11/2007	4/12/2007	SALINA	KS		301.00		1
OFFICE OF THE GENERAL COUNSEL	WATER LAW CONFERENCE	2/22/2007	2/23/2007	SAN DIEGO	CA		950.00		2
OFFICE OF THE GENERAL COUNSEL	WATER LAW CONFERENCE	2/22/2007	2/23/2007	SAN DIEGO	CA		1,305.00		1
OFFICE OF THE GENERAL COUNSEL	WILDLIFE BIOLOGY CONFERENCE	5/22/2007	5/22/2007	SACRAMENTO	CA		36.00		1
OFFICE OF THE INSPECTOR GENERAL	ADMINISTRATION & MANAGEMENT OF A COMPELLENT STORAGE CENTER	9/19/2007	9/21/2007	SAN DIEGO	CA		3,632.74		1
OFFICE OF THE INSPECTOR GENERAL	ADVANCING RENEWABLE ENERGY CONFERENCE	10/10/2006	10/12/2006	ST. LOUIS	MO		15,615.00		12
OFFICE OF THE INSPECTOR GENERAL	AGRICULTURE AT THE CROSSROADS	3/1/2007	3/2/2007	ARLINGTON	VA		971.00		2
OFFICE OF THE INSPECTOR GENERAL	AGRO TERRORISM TRAINING	5/14/2007	5/17/2007	PHILADELPHIA	PA		2,974.00		2
OFFICE OF THE INSPECTOR GENERAL	AGRO TERRORISM TRAINING	5/24/2007	5/24/2007	WICKSBURG	MS		483.00		2
OFFICE OF THE INSPECTOR GENERAL	ANTI-TERRORISM TRAINING FOR LAW ENFORCEMENT	5/1/2007	5/2/2007	RAPID CITY	SD		387.00		1
OFFICE OF THE INSPECTOR GENERAL	AREA STUDY GROUP	2/28/2007	3/6/2007	MINNEAPOLIS	MN		1,051.00		1
OFFICE OF THE INSPECTOR GENERAL	ASSET FORFEITURE FINANCIAL INVESTIGATIONS SEMINAR	10/1/2006	10/6/2006	DENVER	CO		3,862.00		3
OFFICE OF THE INSPECTOR GENERAL	ASSET FORFEITURE FINANCIAL INVESTIGATIONS SEMINAR	12/4/2006	12/8/2006	CHARLESTON	SC		4,792.00		3
OFFICE OF THE INSPECTOR GENERAL	CASE ORGANIZATION & PRESENTATION PROGRAM	6/16/2007	6/22/2007	BRUNSWICK	GA		1,658.44		1
OFFICE OF THE INSPECTOR GENERAL	CONFINED SPACE RESCUE TECHNICIAN 1006	6/4/2007	6/6/2007	COLLEGE STATION	TX		800.00		1
OFFICE OF THE INSPECTOR GENERAL	ENERGY CONFERENCE	1/20/2007	1/31/2007	MANHATTAN	KS		366.00		1
OFFICE OF THE INSPECTOR GENERAL	FARM SERVICE AGENCY DISASTER PROGRAMS TRAINING	9/24/2007	9/26/2007	HOUSTON	TX		2,414.00		2
OFFICE OF THE INSPECTOR GENERAL	FEDERAL AUDIT EXECUTIVE COUNCIL CONFERENCE	6/6/2007	8/10/2007	VIRGINIA BEACH	VA		866.00		1
OFFICE OF THE INSPECTOR GENERAL	FEDERAL FINANCIAL MANAGEMENT CONFERENCE	3/31/2007	3/31/2007	WASHINGTON	DC		300.00		2

FY 2007

Agency Name	Conference Name	Dates of Travel		Location of Travel			Tab Costs		Staff Attending
		Start	End	City	State				
OFFICE OF THE INSPECTOR GENERAL	FINANCIAL FORENSICS TECHNIQUES TRAINING PROGRAM	6/5/2007	6/12/2007	BRUNSWICK	GA		4,022.48		4
OFFICE OF THE INSPECTOR GENERAL	FINANCIAL INVESTIGATIONS SEMINAR	3/11/2007	3/17/2007	WILMINGTON	DE		4,424.00		3
OFFICE OF THE INSPECTOR GENERAL	FLORIDA STATE AGRICULTURE RESPONSE TEAM CONFERENCE	5/30/2007	5/31/2007	ST. PETERSBURG	FL		1,908.00		4
OFFICE OF THE INSPECTOR GENERAL	FOOD SAFETY INSPECTION SERVICE CONFERENCE	5/8/2007	5/10/2007	ALBUQUERQUE	NM		655.00		1
OFFICE OF THE INSPECTOR GENERAL	GATLINBURG LAW ENFORCEMENT CONFERENCE	6/15/2007	5/17/2007	GATLINBURG	TN		1,158.00		2
OFFICE OF THE INSPECTOR GENERAL	12 NATIONAL USER CONFERENCE	5/7/2007	5/9/2007	ARLINGTON	VA		100.00		1
OFFICE OF THE INSPECTOR GENERAL	INSPECTOR GENERAL - BASIC NON-CRIMINAL INVESTIGATOR GENERALATOR TRAINING PROGRAM	8/6/2007	8/16/2007	BRUNSWICK	GA		3,664.75		1
OFFICE OF THE INSPECTOR GENERAL	INSPECTOR GENERAL - TRANSITIONAL TRAINING PROGRAM	8/9/2007	8/7/2007	BRUNSWICK	GA		1,799.14		2
OFFICE OF THE INSPECTOR GENERAL	INSPECTOR GENERAL ANALYSIS FOR EVALUATORS AND INSPECTORS	11/14/2006	11/15/2006	ROSLYN	VA		425.00		1
OFFICE OF THE INSPECTOR GENERAL	INTERNATIONAL BANKING AND MONEY LAUNDERING TRAINING PROGRAM	8/13/2007	8/17/2007	BRUNSWICK	GA		651.93		1
OFFICE OF THE INSPECTOR GENERAL	INTRODUCTION TO TEAMMATE TRAINING	8/7/2007	8/8/2007	KANSAS CITY	MO		6,627.00		13
OFFICE OF THE INSPECTOR GENERAL	INTRODUCTORY AUDITOR TRAINING	7/5/2007	8/10/2007	WASHINGTON	DC		14,019.00		4
OFFICE OF THE INSPECTOR GENERAL	INVASIVE SPECIES WORK CONFERENCE	11/14/2006	11/15/2006	WASHINGTON	DC		1,735.00		3
OFFICE OF THE INSPECTOR GENERAL	INVESTIGATIONS PROFESSIONAL DEVELOPMENT CONFERENCE	5/1/2007	5/1/2007	ALBUQUERQUE	NM		1,208.00		2
OFFICE OF THE INSPECTOR GENERAL	INVESTIGATIONS REGIONAL CONFERENCE	13/9/2007	13/1/2007	FRESNO	CA		11,948.00		20
OFFICE OF THE INSPECTOR GENERAL	JOINT TERRORISM TASK FORCE	3/5/2007	3/5/2007	HOUSTON	TX		477.00		2
OFFICE OF THE INSPECTOR GENERAL	JOINT TERRORISM TASK FORCE	4/9/2007	4/6/2007	CHICAGO	IL		535.00		2
OFFICE OF THE INSPECTOR GENERAL	MID-AMERICA INTERGOVERNMENTAL AUDIT FORUM	12/9/2006	12/9/2006	KANSAS CITY	MO		100.00		1
OFFICE OF THE INSPECTOR GENERAL	MID-ATLANTIC INTERGOVERNMENTAL AUDIT FORUM	11/15/2006	11/17/2006	WILLIAMSBURG	VA		2,140.00		4
OFFICE OF THE INSPECTOR GENERAL	NATIONAL INTERGOVERNMENTAL AUDIT FORUM	12/1/2006	12/1/2006	SILVER SPRING	MD		450.00		3
OFFICE OF THE INSPECTOR GENERAL	NATIONAL SUSPENSION AND DEBARMENT TRAINING PROGRAM	6/12/2007	6/15/2007	WASHINGTON	DC		268.14		2
OFFICE OF THE INSPECTOR GENERAL	NATIONAL TECHNICAL INVESTIGATIONS ASSOCIATION	7/22/2007	7/26/2007	PITTSBURGH	PA		2,987.95		2
OFFICE OF THE INSPECTOR GENERAL	NATURAL RESOURCES CONSERVATION SERVICE CONSERVATION SECURITY PROGRAM 2007	9/19/2007	9/20/2007	INDIANAPOLIS	IN		2,788.00		3
OFFICE OF THE INSPECTOR GENERAL	NATIONAL TRAINING SESSION	8/11/2007	6/14/2007	BRUNSWICK	GA		225.00		12
OFFICE OF THE INSPECTOR GENERAL	OSHA 8 HOUR HAZWOPER LEVEL A REFRESHER TRAINING	10/19/2006	11/30/2006	WASHINGTON	DC		2,817.00		4
OFFICE OF THE INSPECTOR GENERAL	POE DIGITAL EVIDENCE WORKING GROUP	7/24/2007	7/25/2007	FORT WORTH	TX		922.00		1
OFFICE OF THE INSPECTOR GENERAL	PRE-RETIREMENT TRAINING	1/28/2007	2/2/2007	ORLANDO	FL		1,307.00		1
OFFICE OF THE INSPECTOR GENERAL	PREVENTED PLANNING TRAINING	4/30/2007	5/1/2007	PORTLAND	OR		500.00		2
OFFICE OF THE INSPECTOR GENERAL	RUSSIAN ORGANIZED CRIME	4/19/2007	4/20/2007	WISCONSIN DELLS	WI		299.00		1
OFFICE OF THE INSPECTOR GENERAL	WISCONSIN COUNTER TERRORISM CONFERENCE	10/10/2006	10/12/2006	ST. LOUIS	MO		5,724.00		7
OFFICE OF THE SECRETARY	ADVANCING RENEWABLE ENERGY CONFERENCE	10/29/2006	10/31/2006	SANTA ROSA	CA		1,380.00		2
OFFICE OF THE SECRETARY	AGRICULTURAL WATER REUSE CONFERENCE	10/29/2006	10/24/2006	AUBURN	AL		551.00		1
OFFICE OF THE SECRETARY	ALTERNATIVE ENERGY CONFERENCE	10/22/2006							

FY 2007

Agency Name	Conference Name	Date of Travel		Location of Travel		Total Costs		Staff Absciding
		Start	End	City	State			
OFFICE OF THE SECRETARY	AMERICAN COTTON SHIPPERS ASSOCIATION	5/25/2007	5/12/07	JACKSON	MS	966.00		1
OFFICE OF THE SECRETARY	BIOENERGY TEXAS CONFERENCE	10/24/2006	10/26/2006	LUBBOCK	TX	1,400.00		1
OFFICE OF THE SECRETARY	CALIFORNIA CHILDHOOD OBESITY CONFERENCE	1/23/2007	1/26/2007	ANAHEIM	CA	812.00		2
OFFICE OF THE SECRETARY	CALIFORNIA WOMEN, INFANTS, AND CHILDREN ASSOCIATION ANNUAL 2007 CONFERENCE	5/7/2007	5/9/2007	SAN JOSE	CA	1,199.00		2
OFFICE OF THE SECRETARY	CHALLENGES FACING THE UNITED STATES FOREST SERVICE CONFERENCE	11/28/2006	11/29/2006	MISSOULA	MT	1,554.00		3
OFFICE OF THE SECRETARY	DELTA COUNCIL CONFERENCE	5/17/2007	5/18/2007	GREENVILLE	MS	1,121.00		1
OFFICE OF THE SECRETARY	ENERGIZING FOR CONSERVATION IN THE NORTHEAST	4/25/2007	4/25/2007	LANCASTER	PA	315.00		1
OFFICE OF THE SECRETARY	FAITH-BASED CONFERENCE	11/15/2006	11/16/2006	CHARLOTTE	NC	2,290.00		2
OFFICE OF THE SECRETARY	FAITH-BASED CONFERENCE	1/17/2007	1/18/2007	SEATTLE	WA	1,752.00		2
OFFICE OF THE SECRETARY	FAITH-BASED CONFERENCE	5/14/2007	5/16/2007	PHOENIX	AZ	2,897.00		2
OFFICE OF THE SECRETARY	FARM DAY FORUM	2/21/2007	2/22/2007	RAYNE	LA	1,038.00		1
OFFICE OF THE SECRETARY	FARM SERVICE AGENCY STATE EXECUTIVE DIRECTOR	1/29/2007	1/30/2007	ORLANDO	FL	531.00		1
OFFICE OF THE SECRETARY	FARMER CONFERENCE	2/22/2007	2/23/2007	TUSKEGEE	AL	1,344.00		1
OFFICE OF THE SECRETARY	FOOD DISTRIBUTION PROGRAMS ON INDIAN RESERVATIONS CONFERENCE	6/1/2007	6/1/2007	SAN ANTONIO	TX	846.17		1
OFFICE OF THE SECRETARY	FOOD STAMP PROGRAM IMPROVEMENT CONFERENCE	6/6/2007	6/7/2007	ATLANTA	GA	1,761.83		2
OFFICE OF THE SECRETARY	FOOD STAMP PROGRAM LEADERSHIP CONFERENCE	6/26/2007	6/26/2007	CHICAGO	IL	482.76		1
OFFICE OF THE SECRETARY	GRAZING LANDS CONFERENCE	10/12/2006	10/13/2006	SAINT LOUIS	MO	474.00		1
OFFICE OF THE SECRETARY	GROWING MARGINS/CONTROLLING EXPENSES	3/23/2007	3/23/2007	CHICAGO	IL	413.00		1
OFFICE OF THE SECRETARY	HAWAII EXPERIMENTAL TROPICAL FOREST COMMEMORATIVE SIGNING CEREMONY AND NEWS	5/24/2007	5/24/2007	HONOLULU	HI	2,894.00		4
OFFICE OF THE SECRETARY	HEALTH AND HUMAN SERVICES ACCESS TO RECOVERY CONFERENCE	1/21/2007	1/23/2007	FT. LAUDERDALE	FL	1,290.00		1
OFFICE OF THE SECRETARY	HEALTH CARE'S ROLE IN FEDERAL FOOD SAFETY SPEECH	2/24/2007	2/24/2007	SCOTTSDALE	AZ	1,555.00		1
OFFICE OF THE SECRETARY	HISPANIC STUDENTS ASSOCIATION'S ANNUAL CULTURAL EDUCATION CONFERENCE	3/30/2007	3/30/2007	KEARNEY	NE	962.00		2
OFFICE OF THE SECRETARY	INTERNATIONAL FOOD AID CONFERENCE	4/17/2007	4/18/2007	KANSAS CITY	MO	195.00		1
OFFICE OF THE SECRETARY	MICHIGAN EARTH DAY EVENT	4/26/2007	4/26/2007	FULTON	MI	514.00		1
OFFICE OF THE SECRETARY	MIDWEST BIG TEN CONFERENCE	8/15/2007	8/15/2007	CINCINNATI	OH	842.20		1
OFFICE OF THE SECRETARY	MISSISSIPPI ASSOCIATION OF COUNTY AGRICULTURAL AGENTS	5/14/2007	5/14/2007	COLUMBUS	MS	1,284.00		1
OFFICE OF THE SECRETARY	MOORESTOWN JUNIOR COLLEGE HISPANIC EDUCATION CONFERENCE	3/24/2007	3/24/2007	MOORESTOWN	CA	718.00		2
OFFICE OF THE SECRETARY	NATIONAL COTTON COUNCIL AMERICAN COTTON PRODUCERS	2/3/2007	2/3/2007	AUSTIN	TX	755.00		1
OFFICE OF THE SECRETARY	NATIONAL MEAT ASSOCIATION MEATXPOOT	2/19/2007	2/19/2007	LAS VEGAS	NV	1,014.00		1
OFFICE OF THE SECRETARY	NATIONAL MITIGATION AND CONSERVATION BANKING CONFERENCE	4/10/2007	4/13/2007	ST LOUIS	MO	672.00		3
OFFICE OF THE SECRETARY	NATIONAL WOMEN, INFANTS, AND CHILDREN ASSOCIATION ANNUAL CONFERENCE	4/26/2007	5/2/2007	PITTSBURGH	PA	1,815.00		3
OFFICE OF THE SECRETARY	NEBRASKA GOVERNORS AGRICULTURE CONFERENCE	3/1/2007	3/1/2007	KEARNEY	NE	744.00		1

FY 2007

Agency Name	Conference Name	Date of Travel		Location of Travel		Total Costs		Staff Attending
		Start	End	City	State			
OFFICE OF THE SECRETARY	NEBRASKA INTERNATIONAL DIPLOMATIC CONFERENCE	11/30/2006	11/30/2006	OMAHA	NE	530.00		1
OFFICE OF THE SECRETARY	NEW MEXICO FAITH BASED AND COMMUNITY INITIATIVE CONFERENCE	3/14/2007	3/16/2007	ALBUQUERQUE	NM	802.00		1
OFFICE OF THE SECRETARY	NEW YORK PUBLIC WELFARE ASSOCIATION SUMMER CONFERENCE	7/17/2007	7/17/2007	SARATOGA SPRINGS	NY	252.50		1
OFFICE OF THE SECRETARY	NORTH AMERICAN EXPORT GRAIN ASSOCIATION AND MISSISSIPPI VALLEY TRADE AND	2/15/2007	2/15/2007	NEW ORLEANS	LA	788.00		1
OFFICE OF THE SECRETARY	NORTH AMERICAN WILDLIFE AND NATURAL RESOURCES CONFERENCE	3/20/2007	3/24/2007	PORTLAND	OR	2,071.00		3
OFFICE OF THE SECRETARY	NORTHERN PLAINS AREA LEADERSHIP CONFERENCE	4/22/2007	4/25/2007	WICHITA	KS	457.00		1
OFFICE OF THE SECRETARY	REGIONAL BIOSCIENCE CONFERENCE	3/29/2007	3/30/2007	WORTHINGTON	MN	492.00		1
OFFICE OF THE SECRETARY	SCHOOL NUTRITION ASSOCIATION ANNUAL NATIONAL CONFERENCE	7/16/2007	7/16/2007	CHICAGO	IL	291.70		1
OFFICE OF THE SECRETARY	SOCIETY FOR NUTRITION EDUCATION CONFERENCE	7/28/2007	8/1/2007	CHICAGO	IL	99.55		1
OFFICE OF THE SECRETARY	SOUTHERN COMMAND CHIEFS OF MISSION CONFERENCE	2/21/2007	2/23/2007	MIAMI	FL	1,321.00		1
OFFICE OF THE SECRETARY	SOUTHWEST REGIONAL CROSS-PROGRAM NUTRITION EDUCATION CONFERENCE	4/24/2007	4/26/2007	DALLAS	TX	817.00		2
OFFICE OF THE SECRETARY	STORMS OVER THE URBAN FOREST NATIONAL CONFERENCE	5/21/2007	5/22/2007	ATLANTA	GA	596.00		3
OFFICE OF THE SECRETARY	TEXAS A&M AGRICULTURE CONFERENCE	1/9/2007	1/12/2007	COLLEGE STATION	TX	639.00		1
OFFICE OF THE SECRETARY	THE NORTH AMERICAN WILDLIFE AND NATURAL RESOURCES CONFERENCE	3/19/2007	3/22/2007	PORTLAND	OR	1,193.00		1
OFFICE OF THE SECRETARY	TREE FARM NATIONAL LEADERSHIP CONFERENCE	2/21/2007	2/23/2007	ORLANDO	FL	589.00		3
OFFICE OF THE SECRETARY	UNIVERSITY OF NEBRASKA WATER LAW, POLICY AND SCIENCE CONFERENCE	3/26/2007	3/27/2007	LINCOLN	NE	363.00		1
OFFICE OF THE SECRETARY	WILDLAND INTERFACE NEW FRONTIER CONFERENCE	3/6/2007	3/6/2007	RENO	NV	1,155.00		3
RISK MANAGEMENT AGENCY	AFFILIATED TRIBES OF NORTHWEST INDIANS CONVENTION	2/12/2007	2/13/2007	PORTLAND	OR	433.00		1
RISK MANAGEMENT AGENCY	AG PROGRESS DAY	8/13/2007	8/16/2007	CENTRE	PA	335.42		1
RISK MANAGEMENT AGENCY	AGRI-BUSINESS MANAGEMENT CONFERENCE	2/11/2007	2/11/2007	FRESNO	CA	452.00		1
RISK MANAGEMENT AGENCY	AGRICULTURE HORIZONS CONFERENCE	12/5/2006	12/6/2006	PIERRE	SD	625.00		2
RISK MANAGEMENT AGENCY	AGRICULTURE OUTLOOK FORUM	3/1/2007	3/2/2007	ARLINGTON	VA	16,581.00		18
RISK MANAGEMENT AGENCY	AMERICAN SOCIETY FOR PHOTOGRAMMETRY & REMOTE SENSING	11/8/2006	11/8/2006	SAN ANTONIO	TX	815.00		1
RISK MANAGEMENT AGENCY	ANNIE'S PROJECT	11/28/2006	11/28/2006	DICKINSON	ND	281.00		1
RISK MANAGEMENT AGENCY	ANNIE'S PROJECT	11/29/2006	11/29/2006	BOWMAN	ND	281.00		1
RISK MANAGEMENT AGENCY	ASSOCIATION OF CERTIFIED FRAUD EXAMINERS INSURANCE FRAUD CONFERENCE	14/2/2007	4/5/2007	NEW ORLEANS	LA	6,687.00		3
RISK MANAGEMENT AGENCY	ASSOCIATION OF CERTIFIED FRAUD EXAMINERS INSURANCE FRAUD CONFERENCE	2/4/2007	3/4/2007	NEW ORLEANS	LA	1,982.00		1
RISK MANAGEMENT AGENCY	BEAN DAY	1/18/2007	1/19/2007	FARGO	ND	325.00		1
RISK MANAGEMENT AGENCY	BUILDING EFFECTIVE RELATIONS WITH AMERICAN INDIAN TRIBES	4/17/2007	4/18/2007	WEATHERFORD	OK	650.00		1
RISK MANAGEMENT AGENCY	CLAIMS MANAGERS CONFERENCE	11/10/2007	11/11/2007	OVERLAND PARK	KS	1,635.00		3
RISK MANAGEMENT AGENCY	COLD CLIMATE GRAPE AND WINE CONFERENCE	2/15/2007	2/17/2007	BLOOMINGTON	MN	175.00		2
RISK MANAGEMENT AGENCY	COLORADO AG CLASSIC	12/7/2006	12/7/2006	DENVER	CO	1,152.00		2



FY 2007

Agency Name	Conference Name	Dates of Travel		Location of Travel		Total Costs		Staff Attending
		Start	End	City	State			
RISK MANAGEMENT AGENCY	COTTON POLICY LISTENING SESSION	12/6/2006	12/6/2006	MEMPHIS	TN	325.00		1
RISK MANAGEMENT AGENCY	CROP INSURANCE CONFERENCE	1/19/2007	1/19/2007	FARGO	ND	1,526.00		1
RISK MANAGEMENT AGENCY	CROP INSURANCE RESEARCH BUREAU, INC.	2/14/2007	2/16/2007	PALM SPRINGS	CA	2,325.00		1
RISK MANAGEMENT AGENCY	CROP REVENUE COVERAGE CROP INSURANCE MARKETING SEMINAR	7/12/2007	7/12/2007	BRIDGETON	NJ	93.29		1
RISK MANAGEMENT AGENCY	DOLLARS & SENSE SEMINAR & TRADE SHOW	1/17/2007	1/17/2007	SANTA ROSA	CA	70.00		2
RISK MANAGEMENT AGENCY	EASTERN SHORE AGRICULTURAL EXPOSITION	1/8/2007	1/10/2007	EXMORE	VA	416.00		1
RISK MANAGEMENT AGENCY	ECOLOGICAL FARMING CONFERENCE	12/4/2007	12/7/2007	MONTREY	CA	940.00		1
RISK MANAGEMENT AGENCY	ECONOMICS AND MANAGEMENT OF RISK IN AGRICULTURE AND NATURAL RESOURCES	3/19/2007	3/17/2007	GULF SHORES	AL	2,886.00		2
RISK MANAGEMENT AGENCY	ENERGY AND RISK MANAGEMENT CONFERENCE	3/6/2007	3/7/2007	WALLA WALLA	WA	281.00		1
RISK MANAGEMENT AGENCY	ENVIRONMENTAL SYSTEMS RESEARCH INSTITUTE CONFERENCE	6/17/2007	6/23/2007	SAN DIEGO	CA	9,182.71		5
RISK MANAGEMENT AGENCY	EXPANDING ADJUSTED GROSS REVENUE LITE TO IOWA	7/12/2007	7/12/2007	DES MOINES	IA	100.41		1
RISK MANAGEMENT AGENCY	EXTENSION RISK MANAGEMENT EDUCATION PROGRAM CONFERENCE	4/17/2007	4/19/2007	PHOENIX	AZ	2,853.00		2
RISK MANAGEMENT AGENCY	FAMILY FARM CONFERENCE	1/24/2007	1/24/2007	WAKEFIELD	VA	151.00		1
RISK MANAGEMENT AGENCY	FAR WEST NURSERY TRADE SHOW	8/23/2007	8/23/2007	PORTLAND	OR	271.00		1
RISK MANAGEMENT AGENCY	FARM BUREAU CROP INSURANCE CONFERENCE	4/30/2007	5/1/2007	PARK CITY	UT	1,704.00		2
RISK MANAGEMENT AGENCY	FARM MANAGEMENT CONFERENCE	2/6/2007	2/6/2007	HUTCHINSON	KS	438.00		1
RISK MANAGEMENT AGENCY	FARMERS AGRICULTURE, CONSERVATION, AND TECHNOLOGY CONFERENCE	1/9/2007	1/10/2007	LIBERAL	KS	1,282.00		3
RISK MANAGEMENT AGENCY	FEDERAL FINANCIAL MGMT CONFERENCE	3/13/2007	3/13/2007	WASHINGTON	DC	150.00		1
RISK MANAGEMENT AGENCY	FUTURE FARMERS OF AMERICA CONVENTION	10/25/2006	10/26/2006	INDIANAPOLIS	IN	854.00		1
RISK MANAGEMENT AGENCY	GOOD FARMING PRACTICE & LARGE CLAIMS TRAINING	8/6/2007	8/10/2007	KANSAS CITY	MO	18,269.81		19
RISK MANAGEMENT AGENCY	GRAIN PRODUCTION FIELD DAY	9/13/2007	9/13/2007	PARSONS	KS	107.11		2
RISK MANAGEMENT AGENCY	GREAT LAKES FRUIT, VEGETABLE & FARM MARKET EXPO	12/5/2006	12/7/2006	GRAND RAPIDS	MI	1,554.00		2
RISK MANAGEMENT AGENCY	GREEN & GROWN NURSERY CONFERENCE	1/17/2007	1/19/2007	GREENSBORO	NC	420.00		1
RISK MANAGEMENT AGENCY	HEART OF AMERICA GRAZING CONFERENCE	12/4/2007	1/25/2007	MT. VERNON	IL	338.00		2
RISK MANAGEMENT AGENCY	IDaho CATTLE ANNUAL CONFERENCE	11/13/2006	11/14/2006	SUN VALLEY	ID	508.00		1
RISK MANAGEMENT AGENCY	IDaho POTATO GROWERS CONFERENCE	1/16/2007	1/16/2007	POCATELLO	ID	694.00		1
RISK MANAGEMENT AGENCY	ILLINOIS FORAGE EXPO	9/9/2007	9/9/2007	SHIELDSVILLE	IL	64.00		1
RISK MANAGEMENT AGENCY	INDIANA HORTICULTURAL CONGRESS & TRADE SHOW	10/30/2007	10/31/2007	INDIANAPOLIS	IN	674.00		2
RISK MANAGEMENT AGENCY	INFORMATION SECURITY MANAGEMENT CONFERENCE	9/10/2007	9/12/2007	LAS VEGAS	NV	2,400.00		1
RISK MANAGEMENT AGENCY	INHERITING INDIAN LAND	4/12/2007	4/13/2007	BOZEMAN	MT	931.00		1
RISK MANAGEMENT AGENCY	INSURING OWA AGRICULTURE CONFERENCE	1/16/2006	1/17/2006	AMES	IA	554.00		2
RISK MANAGEMENT AGENCY	KANSAS FARM BUREAU LEADERSHIP BREAKFAST	9/6/2007	9/6/2007	HUTCHINSON	KS	325.84		1

FY 2007

Agency Name	Conference Name	Dates of Travel		Location of Travel		Total Costs		Staff Attending
		Start	End	City	State			
RISK MANAGEMENT AGENCY	KANSAS SOIL SURVEY TECHNOLOGY AND WORK PLANNING CONFERENCE	5/15/2007	5/15/2007	MANHATTAN	KS	62.00		1
RISK MANAGEMENT AGENCY	KANSAS STATE UNIVERSITY NORTHEAST KANSAS AREA EXTENSION FIELD DAY	8/29/2007	8/29/2007	BROWN COUNTY	KS	81.48		1
RISK MANAGEMENT AGENCY	KENTUCKY AGRICULTURE EXPO	2/1/2007	2/1/2007	OWENSBORO	KY	823.00		1
RISK MANAGEMENT AGENCY	KENTUCKY VEGETABLE GROWERS ANNUAL CONFERENCE	1/8/2007	1/8/2007	LEXINGTON	KY	886.00		1
RISK MANAGEMENT AGENCY	LARGE CLAIM REVIEW	7/31/2007	8/1/2007	SUMNER COUNTY	KS	945.01		2
RISK MANAGEMENT AGENCY	LOUISIANA AGRICULTURAL OUTLOOK CONFERENCE	1/22/2007	1/23/2007	BATON ROUGE	LA	288.00		1
RISK MANAGEMENT AGENCY	MARTIN LUTHER KING, JR BIRTHDAY CELEBRATION	1/11/2007	1/11/2007	KANSAS CITY	MO	70.00		2
RISK MANAGEMENT AGENCY	MICHIGAN FOOD & FARMING SYSTEMS	1/12/2007	1/14/2007	BATTLE CREEK	MI	344.00		1
RISK MANAGEMENT AGENCY	MICROSOFT MANAGEMENT SUMMIT	3/26/2007	3/30/2007	SAN DIEGO	CA	3,303.00		1
RISK MANAGEMENT AGENCY	MICROSOFT PUBLIC CHIEF INFORMATION OFFICER SUMMIT	2/6/2007	3/1/2007	REDMOND	WA	1,566.00		1
RISK MANAGEMENT AGENCY	MID CAREER AND LIFE PLANNING SEMINAR	3/13/2007	3/13/2007	KANSAS CITY	MO	700.00		14
RISK MANAGEMENT AGENCY	MID-ATLANTIC DIRECT MARKETING CONFERENCE	1/18/2006	2/2/2007	HERSHEY	PA	68.00		1
RISK MANAGEMENT AGENCY	MID-ATLANTIC FRUIT & VEGETABLE CONFERENCE	2/2/2007	2/2/2007	KANSAS CITY	MO	11.00		1
RISK MANAGEMENT AGENCY	MIDWEST FORAGE ASSOCIATION ANNUAL SYMPOSIUM	1/30/2007	1/31/2007	WISCONSIN DELLS	WI	485.00		1
RISK MANAGEMENT AGENCY	MIDWEST ORGANIC FARMING CONFERENCE	2/21/2007	2/26/2007	LACROSSE	WI	1,690.00		1
RISK MANAGEMENT AGENCY	MINNESOTA REGIONAL STATE LOSS COMMITTEE MEETING	6/25/2007	6/26/2007	ESSIG	MN	83.47		3
RISK MANAGEMENT AGENCY	MINNESOTA BUFFALO ASSOCIATION CONFERENCE	3/30/2007	3/30/2007	MORTON	MN	121.00		1
RISK MANAGEMENT AGENCY	MINNESOTA FRUIT AND VEGETABLE GROWERS ASSOCIATION WORKSHOP	2/2/2007	2/2/2007	ST. CLOUD	MN	87.00		1
RISK MANAGEMENT AGENCY	MINNESOTA FRUIT AND VEGETABLE GROWERS CONFERENCE	2/6/2007	2/7/2007	ST. CLOUD	MN	282.00		1
RISK MANAGEMENT AGENCY	MINORITY FARMER CONFERENCE	1/12/2007	1/12/2007	RALEIGH	NC	10.00		1
RISK MANAGEMENT AGENCY	MINORITY SMALL FARMERS CONFERENCE	5/24/2007	5/24/2007	LANGSTON	OK	31.00		1
RISK MANAGEMENT AGENCY	MISSOURI SMALL FRUIT & VEGETABLE CONFERENCE	2/13/2007	2/14/2007	SPRINGFIELD	MO	335.00		1
RISK MANAGEMENT AGENCY	MONTANA BESON ASSOCIATION WINTER CONFERENCE	1/13/2007	1/13/2007	GREAT FALLS	MT	461.00		1
RISK MANAGEMENT AGENCY	MONTANA FUTURE FARMERS OF AMERICA FOUNDATION CAREER & TRADE SHOW	3/28/2007	3/30/2007	BILLINGS	MT	150.00		2
RISK MANAGEMENT AGENCY	MONTANA GREEN EXPO	1/10/2007	1/12/2007	BILLINGS	MT	60.00		1
RISK MANAGEMENT AGENCY	MONTANA ORGANIC ASSOCIATION CONFERENCE	12/1/2006	12/3/2006	MISSOULA	MT	463.00		1
RISK MANAGEMENT AGENCY	MONTANA STOCKGROWERS ANNUAL CONVENTION & TRADE SHOW	13/12/2006	12/15/2006	BILLINGS	MT	120.00		1
RISK MANAGEMENT AGENCY	MU CROP MANAGEMENT CONFERENCE	12/5/2006	12/5/2006	COLUMBIA	MO	381.00		1
RISK MANAGEMENT AGENCY	NATIONAL & PA FORGE & GRASSLAND COUNCIL CONF	6/24/2007	6/26/2007	STATE COLLEGE	PA	250.20		1
RISK MANAGEMENT AGENCY	NATIONAL APPEALS DIVISION HEARING	9/4/2007	9/4/2007	ST. JOSEPH	MO	93.12		1
RISK MANAGEMENT AGENCY	NATIONAL ASSOCIATION OF INSURANCE COMMISSIONERS - SPRING CONFERENCE	3/9/2007	3/12/2007	NEW YORK	NY	3,478.00		2
RISK MANAGEMENT AGENCY	NATIONAL ASSOCIATION OF INSURANCE COMMISSIONERS - WINTER CONFERENCE	12/8/2006	12/12/2006	SAN ANTONIO	TX	2,555.00		2

FY 2007

Agency/Name	Conference Name	Date of Travel		Location of Travel		Total Costs		Staff Attending
		Start	End	City	State			
RISK MANAGEMENT AGENCY	NATIONAL CLAIMS MANAGER CONFERENCE	1/9/2007	1/11/2007	KANSAS CITY	KS	3,263.00		10
RISK MANAGEMENT AGENCY	NATIONAL CROP INSURANCE ASSOCIATION	11/13/2006	11/17/2006	KANSAS CITY	MO	1,296.00		1
RISK MANAGEMENT AGENCY	NATIONAL CROP INSURANCE ASSOCIATION	4/24/2007	4/26/2007	SAVANNAH	GA	777.00		1
RISK MANAGEMENT AGENCY	NATIONAL CROP INSURANCE ASSOCIATION	5/20/2007	5/22/2007	KANSAS CITY	MO	3,913.00		1
RISK MANAGEMENT AGENCY	NATIONAL CROP INSURANCE SERVICE SPRING UPDATE	11/13/2006	11/18/2006	KANSAS CITY	KS	7,186.00		11
RISK MANAGEMENT AGENCY	NATIONAL CROP INSURANCE SERVICES NATIONAL CLAIMS MANAGER CONFERENCE	1/9/2007	1/11/2007	OVERLAND PARK	KS	4,418.00		7
RISK MANAGEMENT AGENCY	NATIONAL CROP INSURANCE SERVICES ONION LOSS SCHOOL	4/3/2007	4/4/2007	HARLINGEN	TX	937.00		1
RISK MANAGEMENT AGENCY	NATIONAL CROP INSURANCE SERVICES RME COMMODITY PARTNERSHIP AGREEMENT	2/1/2007	2/1/2007	LEWISTOWN	MT	281.00		1
RISK MANAGEMENT AGENCY	NATIONAL CROP INSURANCE SERVICES SUGAR BEET CONFERENCE	10/30/2006	10/30/2006	MOOREHEAD	MS	141.00		1
RISK MANAGEMENT AGENCY	NATIONAL FUTURE FARMERS OF AMERICA CONVENTION AND CAREER SHOW	10/24/2006	10/27/2006	INDIANAPOLIS	IN	2,320.00		3
RISK MANAGEMENT AGENCY	NATIONAL IMMIGRANT FARMERS INITIATIVE CONFERENCE	2/11/2007	2/15/2007	LAS CRUCES	NM	1,581.00		6
RISK MANAGEMENT AGENCY	NATIONAL PLANT DISEASE RECOVERY SYSTEM	4/22/2007	4/24/2007	ST. LOUIS	MO	1,160.00		1
RISK MANAGEMENT AGENCY	NATIONAL SUNFLOWER ASSOCIATION SUMMER SEMINAR	6/26/2007	6/28/2007	MEDORA	ND	524.02		1
RISK MANAGEMENT AGENCY	NEBRASKA EXAMINATION REVIEW WORKSHOP	9/5/2007	9/5/2007	LINCOLN	NE	256.12		1
RISK MANAGEMENT AGENCY	NEBRASKA GOVERNORS AGRICULTURE CONFERENCE	2/28/2007	2/28/2007	KEARNEY	NE	353.00		1
RISK MANAGEMENT AGENCY	NEVADA CATTLEMAN'S ASSOCIATION, NEVADA LAND ASSOCIATION, NEVADA WOODGROWERS ASSOCIATION, NEVADA CATTLEWOMEN	11/15/2006	11/17/2006	ELKO	NV	848.00		2
RISK MANAGEMENT AGENCY	NEW HAMPSHIRE RISK MANAGEMENT WORKSHOP FOR AGRICULTURAL PRODUCERS	11/10/2007	11/20/2007	CONCORD	NH	687.00		1
RISK MANAGEMENT AGENCY	NEW JERSEY STATE VEGETABLE CONFERENCE	1/18/2007	1/18/2007	ATLANTIC CITY	NJ	437.00		1
RISK MANAGEMENT AGENCY	NORTH AMERICAN STRAWBERRY RESEARCH SYMPOSIUM	2/9/2007	2/12/2007	VENTURA	CA	1,252.00		1
RISK MANAGEMENT AGENCY	NORTH CAROLINA SOYBEAN, CORN & SMALL GRAIN GROWERS	1/17/2007	1/19/2007	NEW BERN	NC	840.00		3
RISK MANAGEMENT AGENCY	NORTH DAKOTA SOUTHERN UNIVERSITY AGENTS CONFERENCE	1/5/2007	1/15/2007	FARGO	ND	387.00		1
RISK MANAGEMENT AGENCY	NORTHEAST BEAN GROWERS CONFERENCE	1/17/2007	1/19/2007	FARGO	ND	422.00		1
RISK MANAGEMENT AGENCY	NORTHEAST AGO EXPO FIELD DAY	8/1/2007	8/3/2007	ELIZABETH	NC	806.26		2
RISK MANAGEMENT AGENCY	NORTHERN PULSE GROWERS ASSOCIATION ANNUAL CONVENTION	1/22/2007	1/23/2007	MINOT	ND	213.00		1
RISK MANAGEMENT AGENCY	NORTHWESTERN MICHIGAN ORCHARD & VINEYARD SHOW	1/16/2007	1/17/2007	GRAND TRAVERSE	MI	897.00		1
RISK MANAGEMENT AGENCY	OKLAHOMA FARM & RANCH SUMMIT	5/10/2007	5/11/2007	OKEMAH	OK	282.00		1
RISK MANAGEMENT AGENCY	OKLAHOMA SOYBEAN EXPOSITION	3/8/2007	3/8/2007	CLAREMORE	OK	155.00		1
RISK MANAGEMENT AGENCY	OREGON STATE UNIVERSITY/BIOTUEL WORKSHOP	9/6/2007	9/6/2007	THE DALLES	OR	341.77		1
RISK MANAGEMENT AGENCY	OREGON WOMEN FOR AGRICULTURE CONVENTION	3/7/2007	3/8/2007	MCMINNVILLE	OR	448.00		1
RISK MANAGEMENT AGENCY	ORGANIC SEED ALLIANCE FIELD DAY	9/30/2007	9/30/2007	MOSES LAKE	WA	99.30		1
RISK MANAGEMENT AGENCY	PASTURE, RANGELAND, FORAGE	7/21/2007	7/21/2007	TOGA	PA	78.66		1
RISK MANAGEMENT AGENCY	PASTURE, RANGELAND, FORAGE	8/1/2007	8/2/2007	TROY	PA	223.35		1

FY 2007

Agency Name	Conference Name	Dates of Travel		Location of Travel		Total Costs		Staff Attending
		Start	End	City	State			
RISK MANAGEMENT AGENCY	PASTURE, RANGELAND, FORAGE	8/7/2007	8/8/2007	LUTITZ	PA	35.62		1
RISK MANAGEMENT AGENCY	PASTURE, RANGELAND, FORAGE	8/17/2007	8/17/2007	BLAIR COUNTY	PA	204.74		1
RISK MANAGEMENT AGENCY	PENNSYLVANIA ALTERNATE STATE FARM SHOW	11/02/2007	11/02/2007	YORK	PA	18.00		1
RISK MANAGEMENT AGENCY	PENNSYLVANIA FRUIT & VEGETABLE CONFERENCE	1/28/2007	1/30/2007	HERSHEY	PA	350.00		1
RISK MANAGEMENT AGENCY	PERMANENT DISASTER ASSISTANCE AND CROP INSURANCE	1/31/2007	1/31/2007	FARGO	ND	787.00		1
RISK MANAGEMENT AGENCY	POTATON GROWERS OF IDAHO SUMMER WORKSHOPS	6/20/2007	6/21/2007	BOISE	ID	374.48		1
RISK MANAGEMENT AGENCY	PRAIRIE AREA CEREAL SCHOOL	2/14/2007	2/15/2007	GREEN CREEK	ID	413.00		1
RISK MANAGEMENT AGENCY	PRAIRIE GRAINS CONFERENCE	12/13/2006	12/15/2006	GRAND FORKS	ND	313.00		1
RISK MANAGEMENT AGENCY	PROFESSIONAL LANDSCAPE AND NURSERY TRADESHOW	1/17/2007	1/17/2007	HOT SPRINGS	AR	543.00		1
RISK MANAGEMENT AGENCY	PULSE TOUR	7/19/2007	7/13/2007	CARRINGTON	ND	381.20		1
RISK MANAGEMENT AGENCY	RECORD KEEPING: A PROGRAM MANAGERS SURVIVAL GUIDE TRAINING	6/20/2007	6/20/2007	LENEXA	KS	28.20		1
RISK MANAGEMENT AGENCY	RURAL AGENT/SMALL TOWN AGENCY CONFERENCE	1/25/2007	1/26/2007	DIES MOINES	IA	1,000.00		1
RISK MANAGEMENT AGENCY	RURAL LIFE COMMUNITY CONFERENCE	2/7/2007	2/10/2007	PINE BLUFF	AR	623.00		1
RISK MANAGEMENT AGENCY	SAN JOAQUIN VALLEY GRAPE & WINE SYMPOSIUM	11/29/2006	11/30/2006	FRESNO	CA	235.00		1
RISK MANAGEMENT AGENCY	SAS GLOBAL FORUM	4/19/2007	4/19/2007	ORLANDO	FL	1,916.00		1
RISK MANAGEMENT AGENCY	SEED POTATO SEMINAR	11/8/2006	11/8/2006	HELENA	MT	514.00		1
RISK MANAGEMENT AGENCY	SMALL LIMITED RESOURCE MINORITY FARMERS CONFERENCE	11/13/2006	11/16/2006	FRANKFORT	KY	932.00		1
RISK MANAGEMENT AGENCY	SOUTH EAST VEGETABLE & FRUIT EXPO CONFERENCE	12/13/2006	12/14/2006	MYRTLE BEACH	SC	962.00		2
RISK MANAGEMENT AGENCY	SOUTHERN FARM AND GIN SHOW	2/28/2007	3/2/2007	MEMPHIS	TN	705.00		1
RISK MANAGEMENT AGENCY	SOUTHWEST INDIAN AGRICULTURAL ASSOCIATION ANNUAL CONFERENCE	1/23/2007	1/25/2007	LAUGHLIN	NV	849.00		1
RISK MANAGEMENT AGENCY	SOUTHWEST MARKETING NETWORK CONFERENCE	3/26/2007	3/27/2007	FLAGSTAFF	AZ	1,837.00		2
RISK MANAGEMENT AGENCY	SPONSOR CONSULTATION	4/19/2007	4/19/2007	CHAPEL HILL	NC	30.00		1
RISK MANAGEMENT AGENCY	SPRING MULTI-PERIL CROP INSURANCE CONTINUING EDUCATION TRAINING	1/7/2007	1/7/2007	WAINWAKEE	WI	437.00		1
RISK MANAGEMENT AGENCY	SPRING NATIONAL CROP INSURANCE SERVICES UPDATE CONFERENCE	11/14/2006	11/15/2006	OVERLAND PARK	KS	2,960.00		10
RISK MANAGEMENT AGENCY	SURVIVAL GUIDE FOR INFORMATION TECHNOLOGY PROFESSIONAL INFORMATION ASSURANCE AND RECORDS MANAGEMENT	6/20/2007	6/20/2007	LENEXA	KS	26.20		1
RISK MANAGEMENT AGENCY	TENNESSEE NURSERY GROWERS ASSOCIATION	5/9/2007	5/9/2007	MURFREESBORO	TN	726.00		1
RISK MANAGEMENT AGENCY	TRAINING OF DATA MINING TOOLS	12/18/2006	12/20/2006	ATLANTA	GA	1,222.00		2
RISK MANAGEMENT AGENCY	TRI-SOYBEAN FORUM	1/5/2007	1/5/2007	VICKSBURG	MS	80.00		1
RISK MANAGEMENT AGENCY	UNIFIED WINE & GRAPE SYMPOSIUM	1/23/2007	1/25/2007	SACRAMENTO	CA	1,002.00		6
RISK MANAGEMENT AGENCY	UNIVERSITY OF KENTUCKY FIELD DAY	7/26/2007	7/26/2007	PRINCETON	KY	492.88		1
RISK MANAGEMENT AGENCY	UPPER MIDWEST ORGANIC CONFERENCE	2/21/2007	2/24/2007	LA CROSSE	WI	1,331.00		2
RISK MANAGEMENT AGENCY	VIRGINIA AGRICULTURAL SUMMIT	10/19/2006	10/20/2006	DANVILLE	VA	310.00		1

FY 2007

Agency/Name	Conference Name	Dates of Travel		Location of Travel		Total Costs		Staff Attending
		Start	End	City	State			
RISK MANAGEMENT AGENCY	VIRGINIA PEANUT PRODUCTION CONFERENCE	2/6/2007	2/7/2007	WAKEFIELD	VA	254.00		1
RISK MANAGEMENT AGENCY	VITICULTURE CONFERENCE	2/6/2007	2/9/2007	ROCHESTER	NY	1,171.00		1
RISK MANAGEMENT AGENCY	WASHINGTON ASSOCIATION WHEAT GROWERS MEETING	9/20/2007	9/20/2007	RITZVILLE	WA	116.62		4
RISK MANAGEMENT AGENCY	WASHINGTON STATE UNIVERSITY (WSU) RESEARCH PARTNERSHIP	5/24/2007	5/24/2007	PROSSER	WA	85.00		1
RISK MANAGEMENT AGENCY	WESTERN ALFALFA & FORAGE CONFERENCE	12/12/2006	12/13/2006	RENO	NV	613.00		1
RISK MANAGEMENT AGENCY	WESTERN NURSERY LANDSCAPE ASSOCIATED TRADE SHOW	1/4/2007	1/4/2007	OVERLAND PARK	KS	90.00		3
RISK MANAGEMENT AGENCY	WOMEN IN AGRICULTURE ANNUAL CONVENTION	3/23/2007	3/24/2007	WENATCHEE	WA	188.00		1
RISK MANAGEMENT AGENCY	WOMEN IN BLUE JEANS CONFERENCE	1/25/2007	1/27/2007	MITCHELL	SD	1,276.00		1
RURAL DEVELOPMENT	ADMINISTRATIVE LEADERSHIP TEAM MEETING	1/15/2007	1/19/2007	DALLAS	TX	1,198,957.00		820
RURAL DEVELOPMENT	ADMINISTRATIVE PROGRAM DIRECTOR CONFERENCE	7/30/2007	8/2/2007	SOUX CITY	IA	539.86		12
RURAL DEVELOPMENT	ADVANCING RENEWABLE ENERGY CONFERENCE	10/10/2006	10/12/2006	ST. LOUIS	MO	723.00		1
RURAL DEVELOPMENT	ADVANCING RENEWABLE ENERGY CONFERENCE	10/10/2006	10/12/2006	ST. LOUIS	MO	20,556.00		23
RURAL DEVELOPMENT	ADVANCING RENEWABLE ENERGY CONFERENCE	10/10/2006	10/12/2006	ST. LOUIS	MO	4,872.00		3
RURAL DEVELOPMENT	ADVANCING RENEWABLE ENERGY CONFERENCE	10/10/2006	10/12/2006	ST. LOUIS	MO	169,023.00		126
RURAL DEVELOPMENT	ADVANCING RENEWABLE ENERGY CONFERENCE	10/10/2006	10/12/2007	ST. LOUIS	MO	870.00		1
RURAL DEVELOPMENT	ADVANTAGE NIA BANK	1/17/2007	1/17/2007	COLUMBUS	OH	243.00		2
RURAL DEVELOPMENT	AFFORDABLE AND RURAL HOUSING CONFERENCE	4/23/2007	4/26/2007	WENATCHEE	WA	4,726.00		12
RURAL DEVELOPMENT	AFFORDABLE HOUSING COALITION CONFERENCE	10/13/2006	10/13/2006	FARGO	ND	2,875.00		8
RURAL DEVELOPMENT	AFFORDABLE HOUSING CONFERENCE	1/17/2007	1/19/2007	BILOXI	MS	3,292.00		6
RURAL DEVELOPMENT	AFFORDABLE HOUSING CONFERENCE	4/17/2007	4/19/2007	MYRTLE BEACH	SC	1,800.00		7
RURAL DEVELOPMENT	AFFORDABLE HOUSING CONFERENCE	5/8/2007	5/11/2007	LAKE OZARK	MO	1,421.00		5
RURAL DEVELOPMENT	AFFORDABLE HOUSING DEAL MAKERS MARKETPLACE	1/23/2007	1/24/2007	OMAHA	NE	471.00		3
RURAL DEVELOPMENT	AFFORDABLE HOUSING FINANCE LIVE	1/12/2006	1/12/2006	CHICAGO	IL	1,300.00		1
RURAL DEVELOPMENT	AFFORDABLE RURAL HOUSING	4/23/2007	4/26/2007	COLORADO SPRINGS	CO	565.00		1
RURAL DEVELOPMENT	AG ROUNDTABLE	4/4/2007	4/4/2007	COLUMBUS	OH	122.00		1
RURAL DEVELOPMENT	AGRICULTURAL MARKETING RESOURCE CENTER ADVISORY BOARD	8/13/2007	8/14/2007	BURLINGTON	VT	975.42		1
RURAL DEVELOPMENT	AGRICULTURAL OUTLOOK FORUM	2/28/2007	3/2/2007	WASHINGTON	DC	1,481.00		1
RURAL DEVELOPMENT	AGRICULTURAL OUTLOOK FORUM	2/28/2007	3/2/2007	WASHINGTON	DC	1,535.00		1
RURAL DEVELOPMENT	AGRICULTURE CONFERENCE/BIOMASS ENERGY WORKSHOP	10/26/2006	10/27/2006	HONOLULU	HI	2,032.00		2
RURAL DEVELOPMENT	AGRICULTURE CONVENTION	2/14/2007	2/15/2007	ATLANTIC CITY	NJ	975.00		3
RURAL DEVELOPMENT	AGRICULTURE EXPOSITION	1/22/2007	1/26/2007	DOUGLAS	WY	267.00		1
RURAL DEVELOPMENT	AGRICULTURE OUTLOOK CONFERENCE	1/22/2007	1/23/2007	BATON ROUGE	LA	150.00		1

FY 2007

Agency Name	Conference Name	Dates of Travel		Location of Travel			Total Costs		Staff Attending
		Start	End	City	State				
RURAL DEVELOPMENT	AGRICULTURE OUTLOOK FORUM	2/28/2007	3/2/2007	WASHINGTON	DC		5,120.00		4
RURAL DEVELOPMENT	AGRICULTURE OUTLOOK FORUM	2/28/2007	3/2/2007	WASHINGTON	DC		5,289.00		3
RURAL DEVELOPMENT	ALABAMA COUNCIL FOR AFFORDABLE & RURAL HOUSING	5/24/2007	5/25/2007	ORANGE BEACH	AL		914.00		3
RURAL DEVELOPMENT	ALASKA MUNICIPAL LEAGUE ANNUAL CONFERENCE	11/13/2006	11/14/2006	JUNEAU	AK		5,000.00		4
RURAL DEVELOPMENT	ALASKA RURAL ENERGY CONFERENCE	4/24/2007	4/27/2007	FAIRBANKS	AK		6,500.00		4
RURAL DEVELOPMENT	ALASKA VILLAGE INITIATIVES: RURAL SMALL BUSINESS CONFERENCE	2/13/2007	2/15/2007	ANCHORAGE	AK		750.00		2
RURAL DEVELOPMENT	ALTERNATE DISPUTE RESOLUTION FORUM	6/12/2007	6/13/2007	KERRVILLE	TX		217.50		2
RURAL DEVELOPMENT	ALTERNATIVE FUELS AND VEHICLES NATIONAL CONFERENCE	4/1/2007	4/4/2007	ANAHEIM	CA		1,465.00		1
RURAL DEVELOPMENT	AMERICAN BANKERS ASSOCIATION CONFERENCE	11/13/2006	11/15/2006	LAS VEGAS	NV		1,138.00		2
RURAL DEVELOPMENT	AMERICAN BANKERS ASSOCIATION NATIONAL BANKERS CONFERENCE	11/12/2006	11/15/2006	LAS VEGAS	NV		1,517.00		1
RURAL DEVELOPMENT	AMERICAN PLANNING ASSOCIATION	4/13/2007	4/18/2007	PHILADELPHIA	PA		9,012.00		2
RURAL DEVELOPMENT	AMERICAN WATER WORKS ASSOCIATION	6/24/2007	6/27/2007	TORONTO	CA		4,311.27		1
RURAL DEVELOPMENT	AMERICAN WIND ENERGY ASSOCIATION CONFERENCE	9/3/2007	9/6/2007	LAS VEGAS	NV		2,785.18		1
RURAL DEVELOPMENT	ANNUAL WINTER LEADERSHIP CONFERENCE	11/06/2006	12/22/2006	ST. LOUIS	MO		1,718.00		1
RURAL DEVELOPMENT	APARTMENT ASSOCIATION STATE CONVENTION	3/20/2007	3/22/2007	MINOT	ND		338.00		1
RURAL DEVELOPMENT	APPALACHIAN HOUSING SUMMIT	3/22/2007	3/23/2007	LEXINGTON	KY		931.00		1
RURAL DEVELOPMENT	APPRAISAL OF NURSING FACILITIES	6/21/2007	6/21/2007	BOZEMAN	MT		160.00		1
RURAL DEVELOPMENT	APPRAISAL TRAINING	2/28/2007	3/1/2007	ST. PAUL	MN		700.00		1
RURAL DEVELOPMENT	ARKANSAS COMMUNICATION DEVELOPMENT	7/30/2007	8/3/2007	CONWAY	AR		1,200.00		2
RURAL DEVELOPMENT	ASSET MANAGEMENT FOR UTILITIES	8/15/2007	8/16/2007	SAN JUAN	PR		300.00		3
RURAL DEVELOPMENT	ASSOCIATION OF MORTGAGE BROKERS CONFERENCE & REAL ESTATE EXPO	5/3/2007	5/4/2007	ALBUQUERQUE	NM		335.00		2
RURAL DEVELOPMENT	ASSOCIATION OF TOWNSHIP SUPERVISORS CONFERENCE	4/22/2007	4/25/2007	HERSHEY	PA		422.00		1
RURAL DEVELOPMENT	AUTOMATED MULTIPLE FAMILY ACCOUNTING SYSTEM MULTIPLE FAMILY INFORMATION	7/16/2007	7/18/2007	YREKA	CA		229.50		1
RURAL DEVELOPMENT	AUTOMATED MULTIPLE FAMILY ACCOUNTING SYSTEM MULTIPLE FAMILY INFORMATION	8/20/2007	8/22/2007	MOORESTOWN	CA		316.86		1
RURAL DEVELOPMENT	AUTOMATED MULTIPLE FAMILY ACCOUNTING SYSTEM MULTIPLE FAMILY INFORMATION	9/25/2007	9/27/2007	FRESNO	CA		293.00		1
RURAL DEVELOPMENT	BANK OPERATIONS AND TECHNOLOGY CONFERENCE	4/16/2007	6/18/2007	YPSILANTI	MI		437.00		1
RURAL DEVELOPMENT	BANKERS ASSOCIATION CONFERENCE	5/17/2007	5/20/2007	SANDESTEIN	FL		1,351.00		1
RURAL DEVELOPMENT	BANKERS CONFERENCE	5/8/2007	5/9/2007	LINCOLN	NE		1,145.00		5
RURAL DEVELOPMENT	BASIC STAFFING AND PLACEMENT	9/24/2007	9/26/2007	SAN ANTONIO	TX		1,857.00		1
RURAL DEVELOPMENT	BIGHORN HOME BUILDERS	12/15/2006	12/18/2006	WORLD	WY		375.00		3
RURAL DEVELOPMENT	BIO DIESEL CONFERENCE	10/11/2006	10/13/2006	MINNEAPOLIS	MN		1,138.00		1
RURAL DEVELOPMENT	BIO DIESEL CONFERENCE	4/12/2007	4/13/2007	MINNEAPOLIS	MN		1,386.00		1

FY 2007

Agency/Name	Conference Name	Date of Travel		Location of Travel		Staff Attending	
		Start	End	City	State		Total Costs
RURAL DEVELOPMENT	BIO-DIESEL WORKSHOP	3/29/2007	3/29/2007	FARGO	ND	1	25.00
RURAL DEVELOPMENT	BIO-DIESEL WORKSHOP CONFERENCE	1/26/2007	1/29/2007	BOISE	ID	2	115.00
RURAL DEVELOPMENT	BROADBAND POLICY SUMMIT II	6/7/2007	6/8/2007	ARLINGTON	VA	2	455.00
RURAL DEVELOPMENT	BROADBAND SYMPOSIUM: CONNECTING MAINE'S FUTURE	1/17/2006	1/18/2006	BANGOR	ME	1	828.00
RURAL DEVELOPMENT	BROADBAND WORKSHOP	10/17/2006	10/23/2006	CHARLESTON	WV	2	1,248.00
RURAL DEVELOPMENT	BROADBAND WORKSHOP	4/3/2007	4/5/2007	MOBILE	AL	2	1,517.00
RURAL DEVELOPMENT	BUDGET TRAINING	8/14/2007	8/15/2007	SPRINGFIELD	MO	4	1,136.00
RURAL DEVELOPMENT	BUILD AND BUY GREEN CONFERENCE AND EXPO	5/8/2007	5/9/2007	HONOLULU	HI	2	783.00
RURAL DEVELOPMENT	BUILDING ECONOMIES OF OKLAHOMA	1/18/2006	1/18/2006	ADA	OK	1	15.00
RURAL DEVELOPMENT	BUILDING EFFECTIVE GOVERNMENT & BUSINESS RELATIONS WITH AMERICAN INDIAN TRIBES	1/22/2007	1/23/2007	MISSOULA	MT	1	816.00
RURAL DEVELOPMENT	BUILDING EFFECTIVE GOVERNMENT & BUSINESS RELATIONS WITH AMERICAN INDIAN TRIBES	1/25/2007	1/26/2007	GREAT FALLS	MT	1	350.00
RURAL DEVELOPMENT	BUILDING EFFECTIVE GOVERNMENT & BUSINESS RELATIONS WITH AMERICAN INDIAN TRIBES	5/23/2007	5/24/2007	LEWISTON	WA	1	1,055.00
RURAL DEVELOPMENT	BURBANK HOUSING DEVELOPMENT CORPORATION	7/17/2007	7/17/2007	SANTA ROSA & UKIAH	CA	2	1,083.30
RURAL DEVELOPMENT	BUSINESS CONFERENCE AND ECONOMIC EXPO	5/22/2007	5/23/2007	HONOLULU	HI	3	1,592.00
RURAL DEVELOPMENT	BUSINESS INCUBATION ASSOCIATION CONFERENCE	3/28/2007	3/27/2007	CHARLOTTEVILLE	VA	1	349.00
RURAL DEVELOPMENT	BUSINESS OPPORTUNITIES IN THE ISLANDS	11/13/2006	11/14/2006	HONOLULU	HI	2	1,595.00
RURAL DEVELOPMENT	BUSINESS TO BUSINESS EXPO	3/28/2007	3/29/2007	ELKO	NV	2	414.00
RURAL DEVELOPMENT	CANDO - SELF HELP PROGRAMS	2/12/2007	2/12/2007	DOUGLAS	WY	2	30.00
RURAL DEVELOPMENT	CAROLINA COUNCIL FOR AFFORDABLE HOUSING	4/17/2007	4/18/2007	MYRTLE BEACH	NC	1	500.00
RURAL DEVELOPMENT	CATTLE IMPROVEMENT ASSOCIATION SYMPOSIUM	4/5/2007	4/7/2007	RIVERTON	WY	1	294.00
RURAL DEVELOPMENT	CATTLE INDUSTRY CONVENTION	5/28/2007	6/2/2007	RIVERTON	WY	1	415.00
RURAL DEVELOPMENT	CHESTER COUNTY 2020	4/18/2007	4/19/2007	WEST CHESTER	PA	2	50.00
RURAL DEVELOPMENT	CLEAN CITIES CONFERENCE	1/24/2007	1/26/2007	NEW ORLEANS	LA	3	1,200.00
RURAL DEVELOPMENT	CLEAN COAL CONFERENCE	4/22/2007	4/25/2007	LEXINGTON	KY	1	350.00
RURAL DEVELOPMENT	CLIMATE AND LOSS CONFERENCE	10/17/2006	10/18/2006	OKLAHOMA CITY	OK	2	300.00
RURAL DEVELOPMENT	COACHELLA VALLEY HOUSING COALITION AND CITY OF BRAWLEY	8/17/2007	8/22/2007	INDIO & BRAWLEY	CA	1	581.92
RURAL DEVELOPMENT	COMMUNITY CONNECT WORKSHOP	7/27/2007	7/27/2007	WYTHEVILLE	VA	2	100.00
RURAL DEVELOPMENT	COMMUNITY INSTITUTE CONFERENCE	3/27/2007	3/28/2007	MIDWEST CITY	OK	9	2,500.00
RURAL DEVELOPMENT	COMMUNITY PROGRAMS TRAINING	8/30/2007	8/30/2007	STURBRIDGE	MA	15	1,588.45
RURAL DEVELOPMENT	COMMUNITY PROGRAMS TRAINING	9/30/2007	9/30/2007	STURBRIDGE	MA	15	1,588.45
RURAL DEVELOPMENT	CONFERENCE ON AFFORDABLE HOUSING	4/30/2007	5/2/2007	LANSING	MI	1	640.00
RURAL DEVELOPMENT	CONFERENCE ON BIOFUELS	10/3/2006	10/4/2006	NORMAN	OK	9	1,400.00

FY 2007

Agency Name	Conference Name	Date of Travel		Location of Travel		Total Costs		Staff Attending
		Start	End	City	State			
RURAL DEVELOPMENT	CONFERENCE ON HOUSING	10/11/2006	10/13/2006	SALINA	KS	165.00		1
RURAL DEVELOPMENT	CONGRESSIONAL BRIEFING	4/18/2007	4/19/2007	COLUMBUS	OH	1,094.00		9
RURAL DEVELOPMENT	CONNECTING BUSINESS WITH CONTRACTS	2/12/2007	2/14/2007	BATON ROUGE	LA	1,276.00		1
RURAL DEVELOPMENT	CONSISTENCY PLAN TASKFORCE	12/4/2006	12/5/2006	CHICAGO	IL	17,356.00		16
RURAL DEVELOPMENT	CONSISTENCY PLAN TASKFORCE	12/11/2006	12/12/2006	WASHINGTON	DC	16,381.00		11
RURAL DEVELOPMENT	CONSISTENCY PLAN TASKFORCE	2/12/2007	2/13/2007	CHICAGO	IL	19,980.00		15
RURAL DEVELOPMENT	COOPERATION WORKS	9/10/2007	9/14/2007	MADISON	WI	4,276.96		2
RURAL DEVELOPMENT	CORRECTING EMPLOYEE CONDUCT/PERFORMANCE	8/23/2007	8/24/2007	WASHINGTON	DC	1,574.00		1
RURAL DEVELOPMENT	COUNCIL OF INFRASTRUCTURE FINANCING AUTHORITIES WORKSHOP	11/12/2006	11/14/2006	PHILADELPHIA	PA	1,500.00		1
RURAL DEVELOPMENT	CREDIT REPORTING AND PUERTO RICO PERMIT AUTHORITY	11/15/2006	11/15/2006	SAN JUAN	PR	337.00		10
RURAL DEVELOPMENT	CREDIT REPORTING AND PUERTO RICO PERMIT AUTHORITY	11/15/2006	11/16/2006	SAN JUAN	PR	274.00		8
RURAL DEVELOPMENT	CREDIT RISK ANALYSIS	8/8/2007	8/10/2007	DES MOINES	IO	2,156.18		1
RURAL DEVELOPMENT	CRITICAL ACCESS HOSPITALS	3/8/2007	3/8/2007	SPOKANE	WA	130.00		2
RURAL DEVELOPMENT	DAKOTA CONFERENCE ON RURAL AND PUBLIC HEALTH	3/20/2007	3/22/2007	MANDAN	ND	300.00		1
RURAL DEVELOPMENT	DEALING WITH DIFFICULT PEOPLE	7/11/2007	7/11/2007	EVERETT	WA	99.00		1
RURAL DEVELOPMENT	DEDICATED LOAN ORIGINATOR SYSTEM TRAINING	9/10/2007	9/13/2007	ST. LOUIS	MO	1,358.00		1
RURAL DEVELOPMENT	DELTA REGIONAL AUTHORITY CONFERENCE	4/18/2007	4/20/2007	TUNICA	MS	892.00		5
RURAL DEVELOPMENT	DEPARTMENT OF ECONOMIC DEVELOPMENT CONFERENCE	4/2/2007	4/2/2007	LINCOLN	NE	248.00		1
RURAL DEVELOPMENT	EAST OHIO DEVELOPMENT ASSN CONFERENCE	3/30/2007	3/30/2007	CAMBRIDGE	OH	385.00		3
RURAL DEVELOPMENT	EASTERN RURAL TELECOMMUNICATIONS	8/7/2007	8/7/2007	ASHEVILLE	NC	1,000.00		2
RURAL DEVELOPMENT	ASSOCIATION CONFERENCE	10/27/2006	10/27/2007	CUMBERLAND	NJ	150.00		5
RURAL DEVELOPMENT	ECONOMIC AND MARKET INFORMATION (EMI) CONFERENCE	12/5/2006	12/6/2006	MANDAN	ND	25.00		2
RURAL DEVELOPMENT	ECONOMIC DEVELOPMENT ASSOCIATION OF NORTH DAKOTA	5/8/2007	5/11/2007	COOY	WY	828.00		2
RURAL DEVELOPMENT	ECONOMIC DEVELOPMENT CONFERENCE	5/14/2007	5/14/2007	WAYNE	NE	179.00		4
RURAL DEVELOPMENT	ECONOMIC DEVELOPMENT SUMMIT	7/17/2007	7/19/2007	CONWAY	AR	7,412.00		34
RURAL DEVELOPMENT	ECONOMIC IMPACT	3/13/2007	3/13/2007	MARTIN	TN	300.00		6
RURAL DEVELOPMENT	ECONOMIC SUMMIT	11/15/2006	11/15/2006	SYRACUSE	NY	350.00		3
RURAL DEVELOPMENT	EDWIN TIFT TECHNICAL CONFERENCE	8/14/2007	8/14/2007	EVERETT	WA	149.00		1
RURAL DEVELOPMENT	EFFECTIVE COMMUNICATION SKILLS FOR MANAGING CONFLICT	5/8/2007	5/11/2007	WASHINGTON	DC	1,146.00		3
RURAL DEVELOPMENT	EFFECTIVE GOVERNMENT CORRESPONDENCE	12/1/2006	4/20/2007	GLASSBORO	NJ	200.00		10
RURAL DEVELOPMENT	EMERGENCY CONFERENCES 4 PROGRAMS	5/8/2007	5/11/2007	ATLANTIC CITY	NJ	1,175.00		5
RURAL DEVELOPMENT	EMERGENCY PREPAREDNESS CONFERENCE	1/17/2007	1/17/2007	ST. PAUL	MIN	495.00		1
RURAL DEVELOPMENT	ENERGY CONFERENCE							



FY 2007

Agency/Name	Conference Name	Dates of Travel		Location of Travel		Total Costs		Staff Attending
		Start	End	City	State			
RURAL DEVELOPMENT	ENERGY CONFERENCE	4/25/2007	4/25/2007	OKLAHOMA CITY	OK	165.00		1
RURAL DEVELOPMENT	EQUAL EMPLOYMENT OPPORTUNITY ADVISORY COMMITTEE	8/8/2007	8/9/2007	LITTLE ROCK	AR	3,855.00		28
RURAL DEVELOPMENT	EXECUTIVE LEADER PROGRAM	8/28/2007	8/31/2007	BALTIMORE	MD	5,834.00		1
RURAL DEVELOPMENT	FAIR HOUSING	8/28/2007	8/29/2007	HELENA	MT	389.07		2
RURAL DEVELOPMENT	FAIR HOUSING MATTERS CONFERENCE	4/27/2007	4/27/2007	NASHVILLE	TN	110.00		2
RURAL DEVELOPMENT	FARM & RANCH SUMMIT	5/10/2007	5/11/2007	OKEMAH	OK	300.00		2
RURAL DEVELOPMENT	FARM BILL PROPOSALS	2/8/2007	2/8/2007	MANHATTAN	KS	200.00		16
RURAL DEVELOPMENT	FARM CONVENTION	11/13/2006	11/14/2006	PISCATAWAY	NJ	80.00		1
RURAL DEVELOPMENT	FARMER COOPERATIVE CONFERENCE	10/31/2006	11/3/2006	MINNEAPOLIS	MN	999.00		1
RURAL DEVELOPMENT	FARMER COOPERATIVE CONFERENCE	10/31/2006	11/3/2006	MINNEAPOLIS	MN	687.00		1
RURAL DEVELOPMENT	FARMER MAC BRIEFINGS	5/10/2007	5/10/2007	INDIANAY	OH	122.00		1
RURAL DEVELOPMENT	FARMER MAC BRIEFING	5/10/2007	5/10/2007	WEST CHESTER	OH	122.00		1
RURAL DEVELOPMENT	FARMER MAC BRIEFING	5/11/2007	5/11/2007	CAMBRIDGE	OH	122.00		1
RURAL DEVELOPMENT	FEDERAL APPROPRIATIONS LAW	8/13/2007	8/16/2007	ORLANDO	FL	1,330.00		1
RURAL DEVELOPMENT	FEDERAL EMPLOYEE LAW TRAINING GROUP	9/10/2007	9/14/2007	WASHINGTON	DC	4,161.78		1
RURAL DEVELOPMENT	FEDERAL EXECUTIVE BOARD - FEDERAL EMPLOYEE AWARDS	9/10/2007	9/10/2007	ST. LOUIS	MO	240.00		6
RURAL DEVELOPMENT	FEDERAL EXECUTIVE BOARD CONFERENCE	5/7/2007	5/7/2007	OKLAHOMA CITY	OK	120.00		6
RURAL DEVELOPMENT	FEDERAL FLEET	7/23/2007	7/26/2007	ORLANDO	FL	3,300.00		2
RURAL DEVELOPMENT	FEDERAL RESERVE	5/2/2007	5/3/2007	ST. LOUIS	MO	656.00		1
RURAL DEVELOPMENT	FEDERAL WOMEN'S PROGRAM	12/6/2006	12/6/2006	LINCOLN	NE	165.00		1
RURAL DEVELOPMENT	FEDERAL WOMEN'S PROGRAM	1/28/2007	1/30/2007	LINCOLN	NE	173.00		1
RURAL DEVELOPMENT	FEDERAL WOMEN'S PROGRAM	3/19/2007	3/19/2007	LINCOLN	NE	180.00		1
RURAL DEVELOPMENT	FEDERAL WOMEN'S PROGRAM	4/18/2007	4/18/2007	LINCOLN	NE	161.00		1
RURAL DEVELOPMENT	FBER TO THE HOME CONFERENCE	10/22/2006	10/26/2006	LAS VEGAS	NV	2,313.00		1
RURAL DEVELOPMENT	FINANCIAL STATEMENT FRAUD	9/17/2007	9/30/2007	WASHINGTON	DC	250.00		2
RURAL DEVELOPMENT	FOOD FOR PROFIT SEMINAR	4/4/2007	4/4/2007	LAPLUME	PA	25.00		1
RURAL DEVELOPMENT	FOOD FOR THOUGHT	1/22/2007	1/22/2007	MASSILLON	OH	365.00		3
RURAL DEVELOPMENT	FOOD SYSTEM ECONOMIC PARTNERSHIP CONFERENCE	3/28/2007	3/28/2007	ANN ARBOR	MI	41.00		1
RURAL DEVELOPMENT	FUEL ANALYSIS TECHNIQUES	10/17/2006	10/17/2006	COLUMBUS	NJ	150.00		6
RURAL DEVELOPMENT	FUEL CONFERENCE	11/15/2006	11/15/2006	ST. PETER	MN	80.00		1
RURAL DEVELOPMENT	GET MOTIVATED SEMINAR	9/25/2007	9/25/2007	DALLAS	TX	557.00		58
RURAL DEVELOPMENT	GLOBAL CLIMATE CHANGE CONFERENCE	10/5/2006	10/4/2006	GREENBELT	MD	4,143.00		20

FY 2007

Agency Name	Conference Name	Dates of Travel		Location of Travel		Total Costs		Staff Attending
		Start	End	City	State			
RURAL DEVELOPMENT	GOODWILL INDUSTRIES	2/6/2007	2/6/2007	MASSILLON	OH	122.00		1
RURAL DEVELOPMENT	GOVERNOR'S AGRICULTURE CONFERENCE	2/26/2007	3/1/2007	LINCOLN	NE	100.00		2
RURAL DEVELOPMENT	GOVERNOR'S AGRIECO TOURISM WORKSHOP	2/6/2007	2/7/2007	KEARNEY	NE	150.00		1
RURAL DEVELOPMENT	GOVERNOR'S CONFERENCE ON ECONOMIC DEVELOPMENT	4/10/2007	4/11/2007	BATON ROUGE	LA	1,250.00		7
RURAL DEVELOPMENT	GOVERNOR'S SUMMIT ON ECON & WORKFORCE DEVELOPMENT	10/19/2006	10/17/2006	OKLAHOMA CITY	OK	1,500.00		5
RURAL DEVELOPMENT	GOVERNOR'S WATER CONFERENCE	11/13/2006	11/14/2006	OKLAHOMA CITY	OK	2,000.00		6
RURAL DEVELOPMENT	GREAT PLAINS REGIONAL/TRIBAL ECONOMIC DEVELOPMENT SUMMIT	4/17/2007	4/18/2007	RAPID CITY	SD	806.00		2
RURAL DEVELOPMENT	GRIGGS-STEEL EMPOWERMENT ZONE	10/5/2006	10/6/2006	BISMARCK	ND	110.00		1
RURAL DEVELOPMENT	GROWER AND FARMWORKER CONFERENCE	11/3/2006	11/3/2006	LANSING	MI	70.00		1
RURAL DEVELOPMENT	GUARANTEE RURAL RENTAL HOUSING	5/14/2007	5/17/2007	ALBUQUERQUE	NM	1,900.00		1
RURAL DEVELOPMENT	GUARANTEED HOUSING CONFERENCE	5/8/2007	5/8/2007	COLUMBUS	OH	2,397.00		5
RURAL DEVELOPMENT	GUARANTEED RURAL RENTAL HOUSING	3/7/2007	3/9/2007	NASHVILLE	TN	2,095.00		2
RURAL DEVELOPMENT	GUARANTEED RURAL RENTAL HOUSING CONFERENCE	3/7/2007	3/9/2007	NASHVILLE	TN	413.00		1
RURAL DEVELOPMENT	HAWAII HOMELESS FORUM	11/15/2006	11/15/2006	HONOLULU	HI	206.00		1
RURAL DEVELOPMENT	HEALTH CONFERENCE	5/29/2007	6/2/2007	OTTAWA	ON	1,436.00		1
RURAL DEVELOPMENT	HOME GROWN ENERGY-BIO-DIESEL-GROW OWN FUEL	12/13/2006	12/13/2006	ALBUQUERQUE	NE	25.00		1
RURAL DEVELOPMENT	HOME OPPORTUNITY FAIR	1/27/2007	1/27/2007	FAIRBANKS	AK	600.00		2
RURAL DEVELOPMENT	HOMES WITHIN REACH CONFERENCE	2/15/2007	2/16/2007	CASPER	WY	10.00		1
RURAL DEVELOPMENT	HOMES WITHIN REACH CONFERENCE	11/29/2006	11/29/2006	HARRISBURG	PA	323.00		1
RURAL DEVELOPMENT	HOUSING AND REDEVELOPMENT OFFICIALS CONFERENCE	5/15/2007	5/17/2007	TOPEKA	KS	303.00		2
RURAL DEVELOPMENT	HOUSING ASSISTANCE COUNCIL CONFERENCE	12/5/2006	12/7/2006	WASHINGTON	DC	11,927.00		20
RURAL DEVELOPMENT	HOUSING CONFERENCE	10/25/2006	10/27/2006	MONTREY	CA	3,160.00		10
RURAL DEVELOPMENT	HOUSING CONFERENCE	11/7/2006	11/9/2006	COLUMBUS	OH	2,505.00		13
RURAL DEVELOPMENT	HOUSING CONFERENCE	4/15/2007	4/17/2007	OKLAHOMA CITY	OK	9,500.00		8
RURAL DEVELOPMENT	HOUSING CONFERENCE	4/25/2007	4/27/2007	HARRISBURG	PA	382.00		2
RURAL DEVELOPMENT	HOUSING COUNCIL FALL SYMPOSIUM	10/19/2006	10/19/2006	COLUMBUS	OH	125.00		1
RURAL DEVELOPMENT	HOUSING COUNSELING	6/18/2007	6/21/2007	CHARLOTTE	NC	1,388.00		1
RURAL DEVELOPMENT	HOUSING SEMINAR	11/7/2006	11/8/2006	HULETT	WY	149.00		1
RURAL DEVELOPMENT	HUBZONE CONFERENCE	3/5/2007	3/5/2007	PEMBROKE	NC	100.00		2
RURAL DEVELOPMENT	INCOME OPPORTUNITIES SUMMIT	11/29/2006	11/29/2006	GRANTVILLE	PA	190.00		2
RURAL DEVELOPMENT	INDIANA ARMSTRONG BUILDERS HOME SHOW	3/15/2007	3/18/2007	INDIANA	PA	580.00		1
RURAL DEVELOPMENT	INFRASTRUCTURE COORDINATING COUNCIL WORKSHOP	10/30/2006	11/2/2006	WENATCHEE	WA	2,846.00		12

FY 2007

Agency/Name	Conference Name	Dates of Travel		Location of Travel		Total Costs		Staff Attending
		Start	End	City	State			
RURAL DEVELOPMENT	INFRASTRUCTURE FINANCE CONFERENCE	10/23/2006	10/26/2006	RUIDOSO	NM	4,580.00		7
RURAL DEVELOPMENT	INFRASTRUCTURE FINANCE CONFERENCE	10/23/2006	10/26/2006	RUIDOSO	NM	210.00		1
RURAL DEVELOPMENT	INORGANIC CONTAMINANT ISSUES TRAINING	8/21/2007	8/23/2007	CINCINNATI	OH	1,884.71		2
RURAL DEVELOPMENT	INTERAGENCY RESOURCE MANAGEMENT CONFERENCE	4/28/2007	5/1/2007	WILLIAMSBURG	VA	925.00		1
RURAL DEVELOPMENT	INTERMEDIATE COMMUNITY PROGRAMS APPLICATION PROCESSING	6/18/2007	6/22/2007	OLYMPIA	WA	1,936.80		3
RURAL DEVELOPMENT	INTERNATIONAL ENERGY CONFERENCE	3/15/2007	3/16/2007	ASHLAND	NE	334.00		1
RURAL DEVELOPMENT	INTERNATIONAL WIRELESS COMMUNICATIONS EXPO	3/27/2007	3/28/2007	RENO	NV	917.00		1
RURAL DEVELOPMENT	INTERTRIBAL AGRICULTURE COUNCIL ANNUAL SYMPOSIUM	12/5/2006	12/7/2006	LAS VEGAS	NV	782.00		1
RURAL DEVELOPMENT	JOHNSON COUNTY SMALL BUSINESS EXPOSITION	2/19/2007	2/17/2007	BUFFALO	WY	75.00		2
RURAL DEVELOPMENT	KANSAS RENEWABLE ENERGY CONFERENCE	1/28/2007	1/31/2007	MANHATTAN	KS	2,776.00		18
RURAL DEVELOPMENT	KVAK HOME & RECREATION EXPO	4/21/2007	4/22/2007	VALDEZ	AK	800.00		1
RURAL DEVELOPMENT	LAKE COMMUNITIES DEVELOPMENT CORPORATION	5/8/2007	5/8/2007	PAINESVILLE	OH	122.00		1
RURAL DEVELOPMENT	LANCASTER COUNTY HOUSING SUMMIT	10/5/2006	10/5/2006	LANCASTER	PA	487.00		4
RURAL DEVELOPMENT	LAND TRUST SEMINAR	2/6/2007	2/6/2007	HELENA	MT	1,488.00		6
RURAL DEVELOPMENT	LEADERSHIP MEETING	7/11/2007	7/11/2007	STILLWATER	OK	645.65		11
RURAL DEVELOPMENT	LEADERSHIP TRAINING	9/18/2007	9/18/2007	TACOMA	WA	217.56		1
RURAL DEVELOPMENT	LEAGUE OF MUNICIPALITIES CONVENTION	11/14/2006	11/16/2006	ATLANTIC CITY	NJ	2,600.00		11
RURAL DEVELOPMENT	LEASING WARRANT TRAINING	6/25/2007	6/26/2007	STILLWATER	OK	951.00		1
RURAL DEVELOPMENT	LOUISIANA BUSINESS PLAN IMPLEMENTATION TRAINING	9/12/2007	9/13/2007	BATON ROUGE	LA	15,471.00		67
RURAL DEVELOPMENT	LOUISIANA BUSINESS PLAN IMPLEMENTATION TRAINING	9/19/2007	9/20/2007	SHREVEPORT	LA	15,125.00		67
RURAL DEVELOPMENT	MAT-SU HOME BUILDERS ASSOCIATION ANNUAL SPRING HOME SHOW	4/13/2007	4/14/2007	WASILLA	AK	900.00		8
RURAL DEVELOPMENT	MATURE SERVICES - SENIOR CITIZENS	2/28/2007	2/28/2007	HILLSBORO	OH	122.00		1
RURAL DEVELOPMENT	MPH CONFERENCE	4/23/2007	4/26/2007	DENVER	CO	500.00		1
RURAL DEVELOPMENT	MICHIGAN MUNICIPAL LEAGUE FALL EXPO	9/19/2007	9/19/2007	TRAVERSE CITY	MI	650.00		4
RURAL DEVELOPMENT	MICHIGAN TOWNSHIPS ASSOCIATION VENDOR SHOWCASE	9/10/2007	9/13/2007	MUSKEGON	MI	500.00		10
RURAL DEVELOPMENT	MIDWEST ENERGY CONFERENCE	12/12/2006	12/13/2006	ST. PAUL	MN	250.00		2
RURAL DEVELOPMENT	MINNESOTA ASSOCIATION OF COOPERATIVES CO-OPERATIVE LAW TRAINING	8/15/2007	8/15/2007	ELK RIVER	MN	135.00		1
RURAL DEVELOPMENT	MINNESOTA RURAL HEALTH CONFERENCE	6/18/2007	6/19/2007	DULUTH	MN	845.24		2
RURAL DEVELOPMENT	MINNESOTA TELECOMMUNICATIONS ASSOCIATION	2/27/2007	3/1/2007	MINNEAPOLIS	MN	924.00		1
RURAL DEVELOPMENT	MORTGAGE	7/17/2007	7/17/2007	SAN JUAN	PR	155.85		1
RURAL DEVELOPMENT	MORTGAGE BANKERS ASSOCIATION / CREF MULTIFAMILY HOUSING	2/4/2007	2/6/2007	SAN DIEGO	CA	8,500.00		2
RURAL DEVELOPMENT	MORTGAGE BANKERS ASSOCIATION ANNUAL CONVENTION	6/19/2007	6/22/2007	MACKINAC ISLAND	MI	567.27		1

FY 2007

Agency Name	Conference Name	Dates of Travel		Location of Travel		Total Costs		Staff Attending
		Start	End	City	State			
RURAL DEVELOPMENT	MORTGAGE BANKERS ASSOCIATION ANNUAL CONVENTION & EXPO	10/22/2006	10/25/2006	CHICAGO	IL	1,544.00		1
RURAL DEVELOPMENT	MORTGAGE BANKERS ASSOCIATION CONVENTION	10/22/2006	10/25/2006	CHICAGO	IL	1,699.00		1
RURAL DEVELOPMENT	MORTGAGE BANKERS ASSOCIATION GOVERNMENT HOUSING FINANCE CONFERENCE	5/3/2007	5/31/2007	WASHINGTON	DC	1,250.00		5
RURAL DEVELOPMENT	MORTGAGE BANKERS ASSOCIATION NATIONAL MORTGAGE SERVICING CONFERENCE	2/20/2007	2/23/2007	SAN DIEGO	CA	1,254.00		1
RURAL DEVELOPMENT	MORTGAGE BANKERS ASSOCIATION TECHNOLOGY	3/25/2007	3/28/2007	TAMPA	FL	2,662.00		2
RURAL DEVELOPMENT	MORTGAGE BANKERS CONFERENCE	3/14/2007	3/15/2007	ATLANTIC CITY	NJ	1,485.00		3
RURAL DEVELOPMENT	MORTGAGE LENDERS CONFERENCE	4/18/2007	4/19/2007	ATLANTIC CITY	NJ	175.00		3
RURAL DEVELOPMENT	MULTI-FAMILY HOUSING MANAGEMENT CONFERENCE	4/26/2007	4/27/2007	GALLOWAY	NJ	775.00		2
RURAL DEVELOPMENT	MULTIPLE FAMILY HOUSING INSPECTIONS	8/1/2007	8/2/2007	MORENO VALLEY	CA	377.40		1
RURAL DEVELOPMENT	MUTUAL SELF-HELP HOUSING PROGRAM	7/8/2007	7/10/2007	TULSA	OK	1,693.33		1
RURAL DEVELOPMENT	NAT. TELEPHONE COOPERATIVE ASSOCIATION/ASSOCIATION OF COMMUNICATION ENGINEERS	2/6/2007	2/7/2007	ORLANDO	FL	688.00		1
RURAL DEVELOPMENT	NATIONAL AGRICULTURE OUTLOOK FORUM	2/7/2007	3/2/2007	WASHINGTON	DC	2,144.00		1
RURAL DEVELOPMENT	NATIONAL AMERICAN INDIAN HOUSING COUNCIL CONFERENCE	5/20/2007	5/23/2007	DENVER	CO	1,727.00		2
RURAL DEVELOPMENT	NATIONAL ASSOCIATION OF COMMUNITY DEVELOPMENT EXTENSION PROFESSIONALS CONFERENCE	4/16/2007	4/18/2007	PHILADELPHIA	PA	779.00		2
RURAL DEVELOPMENT	NATIONAL ASSOCIATION OF CREDIT SPECIALIST NATIONAL CONVENTION	9/11/2007	9/12/2007	WASHINGTON	DC	830.10		1
RURAL DEVELOPMENT	NATIONAL ASSOCIATION OF CREDIT SPECIALISTS CONFERENCE	2/6/2007	2/10/2007	KANSAS CITY	MO	300.00		2
RURAL DEVELOPMENT	NATIONAL ASSOCIATION OF CREDIT SPECIALISTS/NATIONAL ASSOCIATION SUPPORT	2/26/2007	3/4/2007	SAN FRANCISCO	CA	2,050.00		3
RURAL DEVELOPMENT	NATIONAL ASSOCIATION OF HOUSING COOPERATIVES CONFERENCE	9/24/2007	9/29/2007	MIAMI	FL	1,732.30		1
RURAL DEVELOPMENT	NATIONAL ASSOCIATION OF REALTORS CONVENTION	11/10/2006	11/13/2006	NEW ORLEANS	LA	1,935.00		3
RURAL DEVELOPMENT	NATIONAL ASSOCIATION OF REGULATORY UTILITIES COMMISSIONERS SUMMER CONFERENCE	7/13/2007	7/18/2007	NEW YORK	NY	4,800.00		3
RURAL DEVELOPMENT	NATIONAL ASSOCIATION OF REGULATORY UTILITIES COMMUNICATION	1/16/2007	2/19/2007	WASHINGTON	DC	424.00		1
RURAL DEVELOPMENT	NATIONAL ASSOCIATION OF REGULATORY UTILITIES COMMUNICATION INTERIM CONF.	1/19/2006	1/15/2006	MIAMI	FL	4,393.00		2
RURAL DEVELOPMENT	NATIONAL BIO-DIESEL CONFERENCE	2/4/2007	2/7/2007	SAN ANTONIO	TX	2,853.00		1
RURAL DEVELOPMENT	NATIONAL BIODIESEL CONFERENCE & EXPO	2/4/2007	2/7/2007	SAN ANTONIO	TX	1,367.00		1
RURAL DEVELOPMENT	NATIONAL BIODIESEL CONFERENCE AND EXPO	2/4/2007	2/7/2007	SAN ANTONIO	TX	3,170.00		1
RURAL DEVELOPMENT	NATIONAL CHARTER SCHOOL CONFERENCE	4/24/2007	4/27/2007	ALBUQUERQUE	NM	1,667.00		1
RURAL DEVELOPMENT	NATIONAL CONFERENCE AMERICAN INDIAN	5/25/2007	5/27/2007	ANCHORAGE	AK	4,020.00		6
RURAL DEVELOPMENT	NATIONAL CONGRESS OF AMERICAN INDIANS CONFERENCE	10/16/2006	10/20/2006	SACRAMENTO	CA	665.00		2
RURAL DEVELOPMENT	NATIONAL COOPERATIVE BUSINESS ASSOCIATION	5/2/2007	5/2/2007	ARLINGTON	VA	1,530.00		16
RURAL DEVELOPMENT	NATIONAL COUNCIL FOR FARMER COOPERATIVES	1/17/2007	1/20/2007	REVERDE	CA	1,396.00		1
RURAL DEVELOPMENT	NATIONAL COUNCIL OF STATE HOUSING AGENCIES - SPRING CONFERENCE	5/20/2007	5/22/2007	FORT LAUDERDALE	FL	1,000.00		1
RURAL DEVELOPMENT	NATIONAL ENVIRONMENTAL HEALTH ASSOCIATION	6/19/2007	6/21/2007	ATLANTIC CITY	NJ	966.20		1

FY 2007

Agency Name	Conference Name	Dates of Travel		Location of Travel		Total Costs	Staff Attending
		Start	End	City	State		
RURAL DEVELOPMENT	NATIONAL ENVIRONMENTAL POLICY ACT CUMULATIVE EFFECTS ANALYSIS AND DOCUMENTATION	9/18/2007	9/20/2007	SAN FRANCISCO	CA	2,714.75	1
RURAL DEVELOPMENT	NATIONAL NATIVE AMERICAN ECONOMIC POLICY SUMMIT	9/14/2007	5/17/2007	PHOENIX	AZ	1,094.00	2
RURAL DEVELOPMENT	NATIONAL RURAL ELECTRIC CONFERENCE	3/17/2007	3/24/2007	LAS VEGAS	NV	7,031.00	5
RURAL DEVELOPMENT	NATIONAL RURAL ELECTRIC COOPERATIVE ASSOCIATION	3/22/2007	3/22/2007	ARLINGTON	VA	1,562.00	1
RURAL DEVELOPMENT	NATIONAL RURAL HEALTH ASSOCIATION ANNUAL CONFERENCE	5/15/2007	5/18/2007	ANCHORAGE	AK	1,468.00	2
RURAL DEVELOPMENT	NATIONAL RURAL HEALTH ASSOCIATION CONFERENCE	5/15/2007	5/18/2007	ANCHORAGE	AK	3,027.00	1
RURAL DEVELOPMENT	NATIONAL RURAL HOUSING CONFERENCE	12/5/2006	12/7/2006	WASHINGTON	DC	10,348.00	7
RURAL DEVELOPMENT	NATIONAL RURAL WATER ASSOCIATION CONFERENCE	9/23/2007	9/26/2007	PHILADELPHIA	PA	14,894.66	62
RURAL DEVELOPMENT	NATIONAL SOCIETY OF ACCOUNTANTS FOR COOPERATIVES	6/1/2007	6/22/2007	ANNAPOLIS	MD	714.13	3
RURAL DEVELOPMENT	NATIONAL SOCIETY OF ACCOUNTANTS FOR COOPERATIVES CAPITOL CHAPTER	11/15/2006	11/16/2006	WINTERGREEN	VA	402.00	1
RURAL DEVELOPMENT	NATIONAL SOCIETY OF ACCOUNTANTS FOR COOPERATIVES CONVENTION AND TAX SEMINAR	8/6/2007	8/8/2007	MINNEAPOLIS	MN	2,307.19	1
RURAL DEVELOPMENT	NATIONAL TELEPHONE COOPERATIVES ASSOCIATION FALL CONFERENCE	9/16/2007	9/19/2007	DENVER	CO	2,000.00	2
RURAL DEVELOPMENT	NATIONAL TRUST FOR HISTORIC PRESERVATION	10/1/2006	10/12/2006	PITTSBURGH	PA	1,073.00	1
RURAL DEVELOPMENT	NATIVE AMERICAN	9/22/2007	9/21/2007	LINCOLN CITY	OR	288.18	1
RURAL DEVELOPMENT	NATIVE AMERICAN HOUSING CONFERENCE	5/2/2007	5/2/2007	BALTIMORE	MD	100.00	1
RURAL DEVELOPMENT	NEBRASKA STATE RURAL DEVELOPMENT LEADERSHIP MEETING	8/14/2007	8/15/2007	ARTHUR	NE	5,880.00	10
RURAL DEVELOPMENT	NEW LEADER PROGRAM	7/22/2007	7/27/2007	NORFOLK	VA	3,356.03	2
RURAL DEVELOPMENT	NEW YORK RURAL DEVELOPMENT STATE MEETING	9/11/2007	9/14/2007	LAKE PLACID	NY	75,111.48	108
RURAL DEVELOPMENT	NEW YORK TELEPHONE CONFERENCE	6/9/2007	6/6/2007	BOLTON LANDING	NY	560.00	1
RURAL DEVELOPMENT	NORTH DAKOTA TELEPHONE ASSOCIATION	7/6/2007	7/12/2007	MEDORA	ND	430.00	1
RURAL DEVELOPMENT	NORTHERN LIVING HOME SHOW	3/30/2007	3/31/2007	FAIRBANKS	AK	825.00	2
RURAL DEVELOPMENT	NORTHERN MINNESOTA RESERVATION ECONOMIC DEVELOPMENT	11/29/2006	11/30/2006	MAHOMEN	MN	40.00	1
RURAL DEVELOPMENT	OFFICE OF FAITH BASED & COMMUNITY INITIATIVES - OH	5/4/2007	5/4/2007	COLUMBUS	OH	243.00	2
RURAL DEVELOPMENT	OFFICE OF GOVERNOR STRICKLAND	2/21/2007	2/21/2007	COLUMBUS	OH	243.00	2
RURAL DEVELOPMENT	OFFICE OF PERSONNEL MANAGEMENT BENEFITS	5/21/2007	5/24/2007	PITTSBURGH	PA	7,400.00	2
RURAL DEVELOPMENT	OHIO AIR QUALITY DEVELOPMENT	2/7/2007	2/7/2007	COLUMBUS	OH	243.00	2
RURAL DEVELOPMENT	OHIO RENEWABLE ENERGY CONFERENCE	11/29/2006	11/29/2006	COLUMBUS	OH	535.00	19
RURAL DEVELOPMENT	OHIO STATEWIDE DEVELOPMENT CORPORATION	1/25/2007	1/25/2007	COLUMBUS	OH	243.00	2
RURAL DEVELOPMENT	OHIO VALLEY MARKETING CONFERENCE	2/16/2007	2/20/2007	LOUISVILLE	KY	430.00	1
RURAL DEVELOPMENT	OKLAHOMA RURAL WATER CONVENTION	4/23/2007	4/23/2007	WANNER	OK	2,000.00	13
RURAL DEVELOPMENT	OKLAHOMA STATE UNIVERSITY ACCESS TOUR	5/5/2007	6/1/2007	TULSA	OK	300.00	4
RURAL DEVELOPMENT	OKLAHOMA TELEPHONE ASSOCIATION SUMMER CONVENTION	8/10/2007	8/14/2007	HORSESHOE BAY	TX	700.00	1

FY 2007

Agency Name	Conference Name	Dates of Travel		Location of Travel		Total Costs		Staff Attending
		Start	End	City	State			
RURAL DEVELOPMENT	ORGANIZATION FOR THE PROMOTION AND ADVANCEMENT OF SMALL TELECOMMUNICATIONS COMPANIES (OPASTCO) CONFERENCE	7/18/2007	7/18/2007	ANCHORAGE	AK	500.00		1
RURAL DEVELOPMENT	PALMETTO AFFORDABLE HOUSING SUMMIT	8/10/2007	8/10/2007	SAN JUAN	PR	155.85		1
RURAL DEVELOPMENT	PARTNERS FOR SUCCESSFUL HOMEOWNERSHIP	1/31/2007	2/1/2007	COLUMBIA	SC	3,100.00		10
RURAL DEVELOPMENT	PALDING AREA SOCIAL SERVICES	2/28/2007	3/1/2007	ST. LOUIS	MO	1,184.00		2
RURAL DEVELOPMENT	PAYING FOR SUSTAINABLE WATER INFRASTRUCTURE: INNOVATIONS FOR THE 21ST CENTURY	4/17/2007	4/17/2007	PALDING	OH	122.00		1
RURAL DEVELOPMENT	PAYING FOR SUSTAINABLE WATER INFRASTRUCTURE: INNOVATIONS FOR THE 21ST CENTURY	3/22/2007	3/22/2007	ATLANTA	GA	1,200.00		1
RURAL DEVELOPMENT	PAYROLL/PERSONNEL PROCESSING	3/20/2007	3/22/2007	ATLANTA	GA	9,284.00		7
RURAL DEVELOPMENT	PENNSYLVANIA TELEPHONE ASSOCIATION CONVENTION	7/8/2007	7/13/2007	SAN DIEGO	CA	1,870.31		1
RURAL DEVELOPMENT	PLANNING ASSOCIATION CONFERENCE	7/15/2007	7/18/2007	HERSHEY	PA	1,000.00		2
RURAL DEVELOPMENT	PLANNERS ELECTRIC MEMBERSHIP CORPORATION	10/22/2006	10/24/2006	HARRISBURG	PA	23.00		1
RURAL DEVELOPMENT	POLAR GROWER TRADE SHOW	1/23/2007	1/24/2007	WASILLA	AK	320.00		2
RURAL DEVELOPMENT	PRE-RETIREMENT TRAINING	9/20/2007	9/20/2007	LITTLE ROCK	AR	546.00		7
RURAL DEVELOPMENT	PRE-RETIREMENT TRAINING	9/21/2007	9/21/2007	LITTLE ROCK	AR	60.00		2
RURAL DEVELOPMENT	PRESERVATION AND REVITALIZATION CONFERENCE	5/31/2007	5/31/2007	CHESTERTOWN	MD	140.00		1
RURAL DEVELOPMENT	PRICE OF PARADISE	5/17/2007	5/18/2007	MISSOULA	MT	418.00		1
RURAL DEVELOPMENT	PUERTO RICO SOUTHEASTERN AFFORDABLE HOUSING ASSOCIATION	9/30/2007	9/1/2007	SAN JUAN	PR	2,302.00		2
RURAL DEVELOPMENT	REALTOR EXPO & TRADE SHOW	10/13/2006	10/13/2006	STATE COLLEGE	PA	343.00		2
RURAL DEVELOPMENT	REALTOR OPPORTUNITY DAY	10/12/2006	10/12/2006	ERIE	PA	97.00		1
RURAL DEVELOPMENT	REALTORS CONFERENCE AND EXPO	11/10/2006	11/13/2006	NEW ORLEANS	LA	9,284.00		6
RURAL DEVELOPMENT	REALTORS CONVENTION	4/26/2007	4/27/2007	OMAHA	NE	286.00		5
RURAL DEVELOPMENT	REALTORS TRADE EXPO	4/18/2007	4/18/2007	KNOXVILLE	TN	585.00		1
RURAL DEVELOPMENT	REGIONAL ECONOMIC DEVELOPMENT DISTRICT INITIATIVES CONFERENCE	10/23/2006	10/23/2006	ORF	PA	148.00		1
RURAL DEVELOPMENT	RELOCATION ALLOWANCES FEDERAL TRAVEL REGULATIONS & JOINT TRAVEL REGULATIONS VOL. 2	7/17/2007	7/19/2007	WASHINGTON	DC	4,140.06		2
RURAL DEVELOPMENT	RENEWABLE FUELS ACTION SUMMIT	5/21/2007	5/21/2007	BISMARCK	ND	30.00		1
RURAL DEVELOPMENT	RENEWAL ENERGY CONFERENCE	10/24/2006	10/24/2006	LINCOLN	NE	184.00		4
RURAL DEVELOPMENT	RENEWAL ENERGY CONFERENCE	2/14/2007	2/16/2007	LINCOLN	NE	509.00		4
RURAL DEVELOPMENT	RENEWAL ENERGY CONFERENCE	2/28/2007	2/28/2007	MCCOOK	NE	45.00		2
RURAL DEVELOPMENT	RESERVATION ECONOMIC SUMMIT	3/12/2007	3/16/2007	LAS VEGAS	NV	1,120.00		1
RURAL DEVELOPMENT	RETIREMENT SEMINAR	5/15/2007	5/15/2007	TOPEKA	KS	35.00		2
RURAL DEVELOPMENT	RISK MANAGEMENT	9/12/2007	9/16/2007	MILWAUKEE	WI	17,220.00		21
RURAL DEVELOPMENT	RISK MANAGEMENT ASSOCIATION CONFERENCE	10/4/2006	10/4/2006	TULSA	OK	25.00		1

FY 2007

Agency Name	Conference Name	Dates of Travel		Location of Travel		Total Costs		Staff Attending
		Start	End	City	State			
RURAL DEVELOPMENT	ROCKY MOUNTAIN ENGINEERS CONFERENCE	9/19/2007	9/21/2007	SALT LAKE CITY	UT	923.00		1
RURAL DEVELOPMENT	RURAL AMERICA CAPITAL SYMPOSIUM	9/17/2007	9/20/2007	ST. SIMONS ISLAND	GA	490.00		11
RURAL DEVELOPMENT	RURAL BUSINESS SERVICE LEADERS CONFERENCE	3/9/2007	3/9/2007	WASHINGTON	DC	3,835.00		31
RURAL DEVELOPMENT	RURAL COMMUNITY ASSISTANCE CONFERENCE	1/24/2007	1/25/2007	SHERIDAN	WY	325.00		1
RURAL DEVELOPMENT	RURAL DEVELOPMENT ACCOUNTING AND CONTRACT WORKSHOP FOR RURAL DEVELOPMENT CONFERENCE	9/19/2007	9/19/2007	DES MOINES	IA	1,000.00		4
RURAL DEVELOPMENT	RURAL DEVELOPMENT COUNCIL CONFERENCE	4/12/2007	4/12/2007	COOKEVILLE	TN	13,611.00		32
RURAL DEVELOPMENT	RURAL DEVELOPMENT POLICY CONFERENCE	11/16/2006	11/16/2006	OKLAHOMA CITY	OK	200.00		2
RURAL DEVELOPMENT	RURAL DEVELOPMENT POLICY CONFERENCE	1/8/2007	1/12/2007	DALLAS	TX	108,101.00		95
RURAL DEVELOPMENT	RURAL DEVELOPMENT TECHNICAL CONFERENCE	10/29/2006	10/29/2007	CAPE MAY	NJ	200.00		7
RURAL DEVELOPMENT	RURAL DEVELOPMENT TECHNICAL CONFERENCE (VALUE ADDED)	10/4/2006	10/4/2006	CRONON	NJ	200.00		7
RURAL DEVELOPMENT	RURAL HEALTH CLINIC AND CRITICAL ACCESS HOSPITAL CONFERENCE	10/2/2006	10/6/2006	ST. LOUIS	MO	3,990.00		2
RURAL DEVELOPMENT	RURAL HEALTH OHIO CONFERENCE	9/17/2007	9/17/2007	ATHENS	OH	700.00		2
RURAL DEVELOPMENT	RURAL HOUSING NOW	10/10/2006	10/13/2006	VAIL	CO	4,275.00		7
RURAL DEVELOPMENT	RURAL LEADERSHIP - NATIONAL RURAL DEVELOPMENT CONFERENCE	2/28/2007	3/1/2007	LONG BEACH	CA	2,125.00		1
RURAL DEVELOPMENT	RURAL RENTAL HOUSING ASSOCIATION OF OKLAHOMA CONVENTION	6/22/2007	6/22/2007	TULSA	OK	3,725.77		11
RURAL DEVELOPMENT	RURAL RENTAL HOUSING CONFERENCE	4/10/2007	4/12/2007	SALINA	KS	4,200.00		17
RURAL DEVELOPMENT	RURAL WATER	9/9/2007	9/11/2007	POST FALLS	ID	725.33		1
RURAL DEVELOPMENT	RURAL WATER ANNUAL CONFERENCE	5/7/2007	5/9/2007	SARATOGA SPRINGS	NY	110.00		3
RURAL DEVELOPMENT	RURAL WATER ASSOCIATION	11/13/2006	11/16/2006	MYRTLE BEACH	SC	2,735.00		8
RURAL DEVELOPMENT	RURAL WATER ASSOCIATION CONFERENCE	3/12/2007	3/14/2007	COLUMBUS	NE	2,294.00		6
RURAL DEVELOPMENT	RURAL WATER ASSOCIATION CONFERENCE	3/19/2007	3/22/2007	ALBUQUERQUE	NM	3,775.00		9
RURAL DEVELOPMENT	RURAL WATER ASSOCIATION CONFERENCE	3/27/2007	3/30/2007	STATE COLLEGE	PA	440.00		4
RURAL DEVELOPMENT	RURAL WATER SYSTEMS ASSOCIATION'S EXPO	2/13/2007	2/15/2007	BISMARCK	ND	200.00		2
RURAL DEVELOPMENT	SANTANDER MORTGAGE	8/7/2007	8/7/2007	SAN JUAN	PR	155.85		1
RURAL DEVELOPMENT	SEEDS OF PROSPERITY CONFERENCE	2/9/2007	2/9/2007	LANSING	MI	75.00		1
RURAL DEVELOPMENT	SENIOR CAREGIVER EXPO	10/24/2006	10/24/2006	COOKEVILLE	TN	50.00		1
RURAL DEVELOPMENT	SENIOR HOUSING COOPERATIVES	6/12/2007	6/13/2007	BOZEMAN	MT	60.00		2
RURAL DEVELOPMENT	SINGLE FAMILY HOUSING MUTUAL SELF HELP	7/8/2007	7/10/2007	TULSA	OK	1,480.00		11
RURAL DEVELOPMENT	SINGLE FAMILY HOUSING/REPAIR LOANS AND DIRECT LOANS TRAINING	9/21/2007	9/21/2007	EDINBURG	TX	10.00		2
RURAL DEVELOPMENT	SMALL BUSINESS DEVELOPMENT CENTER, "SHOW ME THE MONEY"	11/2/2006	11/2/2006	ANCHORAGE	AK	350.00		2
RURAL DEVELOPMENT	SMALL FARM CONFERENCE	11/17/2006	11/18/2006	OKLAHOMA CITY	OK	500.00		1
RURAL DEVELOPMENT	SMALL FARMERS WOMEN IN BUSINESS	3/29/2007	3/29/2007	WICKSBURG	MS	3,912.00		12

FY 2007

Agency Name	Conference Name	Dates of Travel		Location of Travel		Total Costs		Staff Attending
		Start	End	City	State			
RURAL DEVELOPMENT	SMALL TOWN AND RURAL DEVELOPMENT CONFERENCE	4/24/2007	4/26/2007	THOMPSONVILLE	MI	1,033.00		1
RURAL DEVELOPMENT	SOLVING HAWAII'S AFFORDABLE HOUSING CRISIS CONFERENCE	2/21/2007	2/21/2007	HONOLULU	HI	517.00		3
RURAL DEVELOPMENT	SOUTH CAROLINA AGRICULTURE SUMMIT	10/26/2006	10/26/2006	CHARLESTON	SC	65.00		1
RURAL DEVELOPMENT	SOUTH CAROLINA BIODIESEL FUEL QUALITY SYMPOSIUM	9/19/2007	9/19/2007	COLUMBIA	SC	35.00		1
RURAL DEVELOPMENT	SOUTH TEXAS BORDER EXPO	6/20/2007	6/21/2007	HARLINGEN	TX	50.00		3
RURAL DEVELOPMENT	SOUTHEAST GUARANTEED RURAL HOUSING CONFERENCE	5/8/2007	5/10/2007	SAVANNAH	GA	410.00		1
RURAL DEVELOPMENT	SOUTHEASTERN GUARANTEED RURAL HOUSING	5/8/2007	5/10/2007	SAVANNAH	GA	4,155.00		3
RURAL DEVELOPMENT	SOUTHERN BIOPRODUCTS & RENEWABLE ENERGY	4/16/2007	4/18/2007	PHILADELPHIA	MS	1,541.00		3
RURAL DEVELOPMENT	SOUTHERN RURAL SOCIOLOGICAL ASSOCIATION	2/4/2007	2/6/2007	MOBILE	AL	624.00		1
RURAL DEVELOPMENT	STATE AFFORDABLE HOUSING CONFERENCE	5/29/2007	6/1/2007	SHERIDAN	WY	1,000.00		5
RURAL DEVELOPMENT	STATE DIRECTOR'S ORIENTATION	12/12/2006	12/15/2006	WASHINGTON	DC	9,256.00		5
RURAL DEVELOPMENT	STATE ENGINEER'S CONFERENCE	4/30/2007	5/4/2007	WASHINGTON	DC	7,866.00		5
RURAL DEVELOPMENT	STATE ENGINEER'S CONFERENCE	9/19/2007	9/21/2007	SALT LAKE CITY	UT	879.70		1
RURAL DEVELOPMENT	STATE INTERNAL REVIEW	8/7/2007	8/9/2007	SANTA MARIA	CA	1,125.00		3
RURAL DEVELOPMENT	STATEWIDE HOUSING CONFERENCE	2/28/2007	3/1/2007	BISMARCK	ND	3,053.00		16
RURAL DEVELOPMENT	STOCKGROWERS ASSOCIATION TRADE FAIR	12/4/2006	12/6/2006	CASPER	WY	105.00		1
RURAL DEVELOPMENT	SUCCESSFUL HOMEOWNERSHIP TRAINING	7/30/2007	7/31/2007	GREENSBORO	NC	175.00		5
RURAL DEVELOPMENT	SUSTAINABLE ENERGY CONFERENCE	3/7/2007	3/8/2007	RALEIGH	NC	100.00		1
RURAL DEVELOPMENT	SUSTAINABLE ENTREPRENEURIAL DEVELOPMENT IN URBAN AND RURAL AREAS	2/27/2007	3/1/2007	HONOLULU	HI	213.00		1
RURAL DEVELOPMENT	SYSTEMS FOR TIME AND ATTENDANCE REPORTING	6/25/2007	6/26/2007	BILLINGS	MT	2,020.64		7
RURAL DEVELOPMENT	TEAM BUILDING, MENTORING AND COACHING SKILLS FOR MANAGERS	9/24/2007	9/24/2007	BELLINGHAM	WA	179.00		1
RURAL DEVELOPMENT	TECHNICAL ASSISTANCE AND TRAINING CONFERENCE	12/6/2006	12/6/2006	LANSING	MI	90.00		1
RURAL DEVELOPMENT	TECHNOLOGY EXPO	2/6/2007	2/6/2007	MINOT	ND	40.00		2
RURAL DEVELOPMENT	TELEPHONE ASSOCIATION OF MICHIGAN CONVENTION	9/13/2007	9/14/2007	KALAMAZOO	MI	114.00		1
RURAL DEVELOPMENT	TENNESSEE ENERGY CONFERENCE	5/15/2007	5/15/2007	NASHVILLE	TN	180.00		3
RURAL DEVELOPMENT	TEXAS TELEPHONE ASSOCIATION CONVENTION	9/8/2007	9/12/2007	SAN ANTONIO	TX	600.00		2
RURAL DEVELOPMENT	THE COMMUNITY BANK	4/25/2007	4/25/2007	ZANESVILLE	OH	122.00		1
RURAL DEVELOPMENT	TLINGITHADA RHA / CENTRAL COUNCIL	10/12/2006	10/12/2006	SITKA	AK	1,800.00		1
RURAL DEVELOPMENT	TRAVEL INDUSTRY ASSOCIATION CONFERENCE	10/22/2006	10/22/2006	OKLAHOMA CITY	OK	140.00		1
RURAL DEVELOPMENT	TRIANGLE COMPANIES TRADE SHOW	4/19/2007	4/19/2007	END	OK	75.00		2
RURAL DEVELOPMENT	TRICO REALTY	4/17/2007	4/17/2007	FINDLAY	OH	122.00		1
RURAL DEVELOPMENT	TRISTATE OPERATIONS CONFERENCE	5/7/2007	5/8/2007	FARGO	ND	1,683.00		2



FY 2007

Agency Name	Conference Name	Dates of Travel		Location of Travel		Total Costs	Staff Attending
		Start	End	City	State		
RURAL DEVELOPMENT	TRI-STATE REALTORS CONVENTION	12/09/2006	12/09/2006	ATLANTIC CITY	NJ	3,545.00	3
RURAL DEVELOPMENT	TRI-STATE TELECOMMUNICATIONS CONFERENCE - IDAHO, UTAH AND TRUMBULL COUNTY PLANNING COMMISSION	7/11/2007	8/22/2007	SUN VALLEY	ID	1,040.00	1
RURAL DEVELOPMENT	TULSA FARM SHOW	4/27/2007	4/27/2007	CORTLAND	OH	122.00	1
RURAL DEVELOPMENT	UNIFMORTGAGE SERVICE TRAINING	12/17/2006	12/19/2006	TULSA	OK	400.00	5
RURAL DEVELOPMENT	USDA INFORMATION TECHNOLOGY LEADERSHIP CONFERENCE	7/9/2007	7/12/2007	FT. WORTH	TX	2,543.03	2
RURAL DEVELOPMENT	UTILITIES PROGRAM BORROWERS MANAGERS MEETING	3/12/2007	3/12/2007	CAMBRIDGE	MD	1,100.00	2
RURAL DEVELOPMENT	VERMONT REALTORS ASSOCIATION CONVENTION	6/20/2007	6/22/2007	MYRTLE BEACH	SC	749.00	1
RURAL DEVELOPMENT	WALL STREET MORTGAGE	9/10/2007	9/12/2007	BURLINGTON	VT	150.00	4
RURAL DEVELOPMENT	WATER & POLLUTION CONTROL CONFERENCE	8/16/2007	8/16/2007	SAN JUAN	PR	155.85	1
RURAL DEVELOPMENT	WATER CONVENTION AND IRRIGATION EXPO	10/25/2006	10/27/2006	MINOT	ND	355.00	2
RURAL DEVELOPMENT	WATER QUALITY	12/6/2006	12/7/2007	BISMARCK	ND	285.00	3
RURAL DEVELOPMENT	WATER UTILITIES CONFERENCE	12/3/2007	12/5/2007	GREENSBORO	GA	483.00	1
RURAL DEVELOPMENT	WATER WELL INSPECTION TRAINING	12/12/2006	12/13/2006	FREEMONT	ME	620.00	7
RURAL DEVELOPMENT	WEST COAST COLLABORATIVE CONFERENCE	9/17/2007	9/19/2007	AUSTIN	TX	1,411.00	2
RURAL DEVELOPMENT	WESTERN REGIONAL MUTUAL SELF-HELP HOUSING CONFERENCE	3/27/2007	4/2/2007	SACRAMENTO	CA	1,248.00	1
RURAL DEVELOPMENT	WESTERN TELECOMMUNICATIONS ALLIANCE (WTA)	2/27/2007	3/1/2007	LOS ANGELES	CA	2,174.00	1
RURAL DEVELOPMENT	WESTERN TELECOMMUNICATIONS ASSOCIATION FALL CONFERENCE & SHOWCASE	4/10/2007	4/13/2007	KAUAI	HI	6,035.00	4
RURAL DEVELOPMENT	WESTERNBANK	8/19/2007	8/23/2007	COEUR D'ALENE	ID	1,200.00	3
RURAL DEVELOPMENT	WOMEN IN AGRICULTURE CONFERENCE	11/5/2006	11/9/2006	PHOENIX	AZ	3,984.00	1
RURAL DEVELOPMENT	WOMEN'S CONFERENCE	8/7/2007	8/7/2007	SAN JUAN	PR	35.57	1
RURAL DEVELOPMENT	WORKFORCE INNOVATION RENEWABLE ENERGY	12/13/2006	12/13/2006	OKLAHOMA CITY	OK	150.00	1
RURAL DEVELOPMENT	WORKING WOMEN'S SUMMIT	3/8/2007	3/10/2007	STILLWATER	OK	80.00	1
RURAL DEVELOPMENT	WORLD BIOFUEL MARKETS CONFERENCE	10/19/2006	10/19/2006	GRAND RAPIDS	MI	149.00	1
RURAL DEVELOPMENT	WYOMING ASSOCIATION OF MUNICIPALITIES CONVENTION	4/17/2007	4/19/2007	DENVER	CO	1,092.00	1
RURAL DEVELOPMENT	WYOMING ECONOMIC DEVELOPMENT ASSOCIATION WINTER CONFERENCE	10/17/2006	10/17/2006	BISMARCK	ND	89.00	1
RURAL DEVELOPMENT	WYOMING STOCKGROWERS CONVENTION	3/8/2007	3/8/2007	BRUSSELS	BE	2,043.00	1
RURAL DEVELOPMENT	WYOMING WATER/SEWER WATER DEVELOPMENT CONFERENCE	3/15/2007	3/15/2007	ROCK SPRINGS	WY	495.00	1
RURAL DEVELOPMENT	WYOMING WATER/SEWER WATER DEVELOPMENT CONFERENCE	2/7/2007	2/8/2007	CODY	WY	50.00	2
RURAL DEVELOPMENT	WYOMING WATER/SEWER WATER DEVELOPMENT CONFERENCE	11/24/2006	11/24/2006	RIVERTON	WY	150.00	1
RURAL DEVELOPMENT	WYOMING WATER/SEWER WATER DEVELOPMENT CONFERENCE	3/8/2007	3/8/2007	CHEYENNE	WY	25.00	1

FY 2008

Agency Name	Conference Name	Location of Travel	Total Costs	Staff Attending
AGRICULTURAL MARKETING SERVICE	2ND ANNUAL DAIRY FORUM	CHICAGO, IL	\$1,438.10	1
AGRICULTURAL MARKETING SERVICE	32ND ANNUAL SOUTHERN DAIRY CONFERENCE	ATLANTA, GA	2,760.54	1
AGRICULTURAL MARKETING SERVICE	3RD ANNUAL SMALL FARMS RESEARCH CENTER CONFERENCE	HUNTSVILLE, AL	515.49	1
AGRICULTURAL MARKETING SERVICE	45TH VEG & FLOWER SEED CONF	NASSAU, FL	2,866.56	2
AGRICULTURAL MARKETING SERVICE	ACCA CONFERENCE	DENVER, CO	4,512.06	1
AGRICULTURAL MARKETING SERVICE	AMERICAN FROZEN FOODS CONFERENCE	DENVER, CO	3,855.00	1
AGRICULTURAL MARKETING SERVICE	ADMINISTRATIVE WORKSHOP	FREDERICKSBURG, VA	10,385.00	40
AGRICULTURAL MARKETING SERVICE	AGRICULTURAL COMMODITIES CERTIFICATION ASSOCIATION CONFERENCE	DENVER, CO	8,312.15	7
AGRICULTURAL MARKETING SERVICE	AGRICULTURAL OUTLOOK FORUM	WASHINGTON, D.C.	31.00	1
AGRICULTURAL MARKETING SERVICE	AGRICULTURAL SHIPPER WORKSHOP	MINNEAPOLIS, MN	2,417.68	2
AGRICULTURAL MARKETING SERVICE	AMERICAN COMMODITY DISTRIBUTION ASSOCIATION'S ANNUAL NATIONAL CONFERENCE	DENVER, CO	11,500.85	2
AGRICULTURAL MARKETING SERVICE	AMERICAN DAIRY SCHOOL	DENVER, CO	4,506.31	5
AGRICULTURAL MARKETING SERVICE	AMERICAN DAIRY SCHOOL	CHICAGO, IL	2,776.75	1
AGRICULTURAL MARKETING SERVICE	AMERICAN DAIRY SCHOOL	ST. LOUIS, MO	3,554.22	1
AGRICULTURAL MARKETING SERVICE	AMERICAN DAIRY SCHOOL	ST. LOUIS, MO	3,554.22	1
AGRICULTURAL MARKETING SERVICE	AMERICAN FROZEN FOODS INSTITUTE	PHOENIX, AZ	1,354.88	1
AGRICULTURAL MARKETING SERVICE	AMERICAN SHEEP INDUSTRY CONFERENCE	CHICAGO, IL	1,746.12	1
AGRICULTURAL MARKETING SERVICE	AMI CONVENTION & EXPOSITION	ATLANTA, GA	5,555.00	2
AGRICULTURAL MARKETING SERVICE	ANNUAL COMMODITY PROCUREMENT INDUSTRY CONFERENCE	ATLANTA, GA	5,555.00	1
AGRICULTURAL MARKETING SERVICE	ANNUAL COMMODITY PROCUREMENT INDUSTRY CONFERENCE	DENVER, CO	1,549.00	1
AGRICULTURAL MARKETING SERVICE	ANNUAL GOVERNMENT ACCOUNTING AND AUDITING CONFERENCE	DENVER, CO	1,515.38	1
AGRICULTURAL MARKETING SERVICE	ANNUAL NATIONAL MEAT ASSOCIATION CONVENTION	SAN FRANCISCO, CA	2,044.06	2
AGRICULTURAL MARKETING SERVICE	ANNUAL USA POULTRY & EGG EXPORT COUNCIL EXECUTIVE CONFERENCE	SAVANNAH, GA	9,948.31	2
AGRICULTURAL MARKETING SERVICE	ANUGA WORLD TRADE SHOW & INT'L MEAT	MUNICH, GE	5,552.66	1
AGRICULTURAL MARKETING SERVICE	ANUGA WORLD TRADE SHOW & INT'L MEAT	ROME, IT	7,405.54	1
AGRICULTURAL MARKETING SERVICE	APRIL 17TH ANNUAL LABOR & EMPLOYEE RELATIONS CONFER	NEW ORLEANS, LA	1,074.29	1
AGRICULTURAL MARKETING SERVICE	APRIL 17TH ANNUAL LABOR & EMPLOYEE RELATIONS CONFER	NEW ORLEANS, LA	1,074.29	1
AGRICULTURAL MARKETING SERVICE	BELTWE COTTON COOPERATIVE CONFERENCE	ATLANTA, GA	10,868.82	9
AGRICULTURAL MARKETING SERVICE	CA CREAMERY OPERATORS ASSOC. (CCOA) CONFERENCE	SAN ANTONIO, TX	624.27	1
AGRICULTURAL MARKETING SERVICE	CANN CATTLEMAN'S MEETING	SAN FRANCISCO, CA	2,116.53	2
AGRICULTURAL MARKETING SERVICE	CALIFORNIA LEAGUE OF FOOD PROCESSORS	RENO, NV	3,857.20	2
AGRICULTURAL MARKETING SERVICE	CALIFORNIA SCHOOL FOODSERVICE SHOW	SACRAMENTO, CA	2,131.00	1
AGRICULTURAL MARKETING SERVICE	CATTLE INDUSTRY CONFERENCE	LONG BEACH, CA	1,481.48	1
AGRICULTURAL MARKETING SERVICE	CATTLE INDUSTRY CONFERENCE	DENVER, CO	700.00	2
AGRICULTURAL MARKETING SERVICE	COMMODITY SEMINAR	COLLEGE PARK, GA	2,572.00	2
AGRICULTURAL MARKETING SERVICE	COTTON INC EFS CONFERENCE	MONTEREY, CA	4,378.42	3
AGRICULTURAL MARKETING SERVICE	DAIRY DIVISION OF NASDA MEETING	GREENVILLE, SC	3,692.65	2
AGRICULTURAL MARKETING SERVICE	DAIRY MARKETING SEMINAR	LAKE PLACID, NY	1,074.29	1
AGRICULTURAL MARKETING SERVICE	DAIRY MARKETING SEMINAR	SPRINGFIELD, IL	1,074.29	1
AGRICULTURAL MARKETING SERVICE	DAIRY PRACTICES COUNCIL CONFERENCE	SPRINGFIELD, IL	2,087.32	1
AGRICULTURAL MARKETING SERVICE	DAIRY PRICING AND MARKETING COURSE	PITTSBURGH, PA	986.69	1
AGRICULTURAL MARKETING SERVICE	DRC BOARD MEETING	OTTAWA, CANADA	9,877.01	6
AGRICULTURAL MARKETING SERVICE	ECONOMIC AND MARKET INFORMATION (EMI) CONFERENCE	AUSTIN, TX	1,665.93	1
AGRICULTURAL MARKETING SERVICE	EFS INTERNATIONAL COTTON CONFERENCE	SHANGHAI, CHINA	9,084.23	9
AGRICULTURAL MARKETING SERVICE	EMPOWERED WOMEN'S (FEW)	ATLANTA, GA	14,032.50	9
AGRICULTURAL MARKETING SERVICE	FEDERAL SEED SCHOOL	ATLANTA, GA	2,617.54	2
AGRICULTURAL MARKETING SERVICE	FMI TRADE SHOW	GIDDINGS, TX	4,300.51	3
AGRICULTURAL MARKETING SERVICE	FNS NE REGIONAL CONFERENCE	CHICAGO, IL	1,019.87	1
AGRICULTURAL MARKETING SERVICE	FOOD AND NUTRITION CONFERENCE AND EXPO	MYSTIC, CONNECTICUT	2,312.89	1
AGRICULTURAL MARKETING SERVICE	FOOD MARKETING INSTITUTE CONVENTION	HONOLULU, HI	1,074.29	1
AGRICULTURAL MARKETING SERVICE	FOOD MARKETING INSTITUTE CONVENTION	CHICAGO, IL	1,074.29	1
AGRICULTURAL MARKETING SERVICE	FOOD MARKETING INSTITUTE CONVENTION	CHICAGO, IL	1,074.29	1
AGRICULTURAL MARKETING SERVICE	FPM 17TH ANNUAL LABOR & EMPLOYEE RELATIONS CONFER	ATLANTA, GA	1,074.29	1
AGRICULTURAL MARKETING SERVICE	FY 07B INDUSTRY CONFERENCE	ATLANTA, GA	7,451.19	13
AGRICULTURAL MARKETING SERVICE	FY MANAGEMENT MEETING	CHICAGO, IL	639.10	2
AGRICULTURAL MARKETING SERVICE	GRAIN & FEED CONF	BALTIMORE, MD	879.99	2
AGRICULTURAL MARKETING SERVICE	GRASSMEAT	LINCOLN, OR	4,500.00	1
AGRICULTURAL MARKETING SERVICE	IDFA DAIRY FORUM 2008	WASHINGTON, D.C.	3,382.90	1
AGRICULTURAL MARKETING SERVICE	IDFA DAIRY FORUM 2008	LA QUINTA, CA	3,382.90	1

FY 2006

Agency Name	Conference Name	Location of Travel	Total Costs	Staff Assigning
AGRICULTURAL MARKETING SERVICE	INFORMA ECONOMICS CONFERENCE	MEMPHIS, TN	5,671.58	4
AGRICULTURAL MARKETING SERVICE	INSTITUTE OF FOOD TECHNOLOGIST (IFT)	ORLANDO, FL	1,956.62	1
AGRICULTURAL MARKETING SERVICE	INTERNATIONAL ASSOCIATION OF FOOD PROTECTION	CALGARY, CANADA, CA	2,452.25	2
AGRICULTURAL MARKETING SERVICE	INTERNATIONAL CITRUS & BEVERAGE CONFERENCE 46TH ANNUAL SHORT COURSE FOR THE FOOD INDUSTRY	CLEARWATER, FL	801.00	4
AGRICULTURAL MARKETING SERVICE	INTERNATIONAL DAIRY FOODS ASSOCIATION (IDFA) CONFERENCE	LA QUINTA, CA	2,110.20	1
AGRICULTURAL MARKETING SERVICE	INTERNATIONAL EGG COMMISSION'S MARKETING & PRODUCTION CONFERENCE	GUADALAJARA, MX	6,424.93	2
AGRICULTURAL MARKETING SERVICE	INTERNATIONAL POULTRY EXPO	ATLANTA, GA	11,958.05	10
AGRICULTURAL MARKETING SERVICE	INTL ASSOC OF MILK CONTROL AG ANNUAL	RENO, NV	835.44	1
AGRICULTURAL MARKETING SERVICE	INTL POULTRY EXPO (IPE)	ATLANTA, GA	30.00	1
AGRICULTURAL MARKETING SERVICE	IOWA POULTRY ASSOCIATION	ATLANTA, GA	20,000.00	3
AGRICULTURAL MARKETING SERVICE	IT SAS CONFERENCE	ATLANTA, GA	2,745.51	1
AGRICULTURAL MARKETING SERVICE	ITUG CONFERENCE	SAN FRANCISCO, CA	1,191.84	1
AGRICULTURAL MARKETING SERVICE	JOINT ANNUAL MEETING OF NATIONAL DAIRY PRODUCERS	SAN JOSE, CA	2,953.73	2
AGRICULTURAL MARKETING SERVICE	JOINT SERVICES OPERATIONAL RATION FORUM AND GOVERNMENT/INDUSTRY MEETING	SAN FRANCISCO, CA	2,681.66	2
AGRICULTURAL MARKETING SERVICE	JUMP START	RICHMOND, VA	980.00	1
AGRICULTURAL MARKETING SERVICE	KANSAS MARKET ADMINISTRATOR CONFERENCE	FREDERICKSBURG, VA	18,000.00	6
AGRICULTURAL MARKETING SERVICE	MA AUDITORS CONFERENCE	ST. LOUIS, MO	3,457.32	3
AGRICULTURAL MARKETING SERVICE	MAFPIR CONFERENCE	SEATTLE, WA	1,880.28	1
AGRICULTURAL MARKETING SERVICE	MARKET ADMINISTRATOR ADMINISTRATIVE CONFERENCE	DENVER, CO	3,288.52	3
AGRICULTURAL MARKETING SERVICE	MARKET ADMINISTRATOR ADMINISTRATIVE CONFERENCE	MINNEAPOLIS, MN	15,057.82	1
AGRICULTURAL MARKETING SERVICE	MARKET NEWS CONFERENCE	CHICAGO, IL	67,903.86	70
AGRICULTURAL MARKETING SERVICE	MARKETING ORDER ADMINISTRATION BRANCH MANAGEMENT CONFERENCE	SEATTLE, WA	13,873.00	24
AGRICULTURAL MARKETING SERVICE	MARKETING ORDER ADMINISTRATION BRANCH MANAGEMENT CONFERENCE	SEATTLE, WA	10,214.00	10
AGRICULTURAL MARKETING SERVICE	MID-SOUTH FARM AND GIN SHOW	BALTIMORE, MARYLAND	1,018.50	1
AGRICULTURAL MARKETING SERVICE	NAFDM CONFERENCE	MEMPHIS, TN	3,255.14	3
AGRICULTURAL MARKETING SERVICE	NAMP MGMT CONF	AUSTIN, TX	1,575.28	1
AGRICULTURAL MARKETING SERVICE	NATIONAL CATTLEMAN'S BEEF ASSOCIATION CONFERENCE	DENVER, CO	1,159.58	1
AGRICULTURAL MARKETING SERVICE	NATIONAL CATTLEMAN'S BEEF ASSOCIATION CONFERENCE	DENVER, CO	1,027.95	1
AGRICULTURAL MARKETING SERVICE	NATIONAL EGG REGULATORY OFFICIALS CONFERENCE	OKLAHOMA CITY, OK	2,477.04	3
AGRICULTURAL MARKETING SERVICE	NATIONAL MANGO BOARD MEETING AT CORAL GABLES, FLORIDA	MIAMI, FL	450.79	1
AGRICULTURAL MARKETING SERVICE	NATIONAL MEAT ASSN. SUMMER CONF	COEUR D'ALENE, ID	1,705.18	1
AGRICULTURAL MARKETING SERVICE	NATIONAL VALUE ADDED AGRICULTURE CONFERENCE	NASHVILLE, TN	1,505.29	2
AGRICULTURAL MARKETING SERVICE	NEW EMPLOYEE ORIENTATION	WASHINGTON, D.C.	17,500.00	13
AGRICULTURAL MARKETING SERVICE	NORTH AMERICAN AGRI-FOOD MARKET INTEGRATION CONSORTIUM (NAAMIC) WORKSHOP	CALGARY, AB, CANADA	1,048.10	1
AGRICULTURAL MARKETING SERVICE	NORTHWEST FOOD PROCESSORS ASSOCIATION	PORTLAND, OR	1,744.85	2
AGRICULTURAL MARKETING SERVICE	NOISE MEETING	PORTLAND, OR	1,370.00	2
AGRICULTURAL MARKETING SERVICE	NOISE MEETING	WASHINGTON, D.C.	9,440.44	14
AGRICULTURAL MARKETING SERVICE	OBESITY NUTRITION AND COMMODITY PROMOTION	STATE COLLEGE, PA	36,104.97	37
AGRICULTURAL MARKETING SERVICE	OK RIVER VALLEY FARM MARKETING CONF	BALTIMORE, MD	2,665.84	2
AGRICULTURAL MARKETING SERVICE	OIC MEETING	MADISON, IN	1,049.52	2
AGRICULTURAL MARKETING SERVICE	ON THE DAIRY HORIZON WORKSHOP FOR DAIR	FREDERICKSBURG, VA	10,000.00	54
AGRICULTURAL MARKETING SERVICE	PACA MANAGERS MEETING	SAN ANTONIO, TX	4,534.67	4
AGRICULTURAL MARKETING SERVICE	PWS RETAIL ADVISORY GROUP MEETING	WASHINGTON, D.C.	5,540.88	4
AGRICULTURAL MARKETING SERVICE	PULP AND PAPER ASSOCIATION CONFERENCE	MIAMI, FL	11,775.83	1
AGRICULTURAL MARKETING SERVICE	PRESIDENTIAL NATIONAL MEAT ASSOC CONF	MIAMI, FL	809.00	1
AGRICULTURAL MARKETING SERVICE	PRODUCE MARKETING ASSOCIATION (PMA) FRESH SUMMIT INTERNATIONAL CONVENTION AND EXPOSITION	SAN FRANCISCO, CA	14,401.74	11
AGRICULTURAL MARKETING SERVICE	PROFESSIONAL DEVELOPMENT	ATLANTA, GA	1,137.00	1
AGRICULTURAL MARKETING SERVICE	RESEARCH COMMITTEE ON COMMODITY PROMOTION (REC-83)	WASHINGTON, D.C.	1,082.00	1
AGRICULTURAL MARKETING SERVICE	RESEARCH COMMITTEE ON COMMODITY PROMOTION (REC-83) CONFERENCE	ATLANTA, GA	1,082.00	1
AGRICULTURAL MARKETING SERVICE	RICHMOND WORKSHOP	RICHMOND, VA	850.00	2

FY 2008

Agency Name	Conference Name	Location of Travel	Total Costs	Staff Awarding
AGRICULTURAL MARKETING SERVICE	SCHOOL NUTRITION ASSOCIATIONS ANNUAL NATIONAL CONFERENCE	LOS ANGELES, CA	19,425.11	10
AGRICULTURAL MARKETING SERVICE	SENIOR MANAGER CONFERENCE	BALTIMORE, MD	358.63	1
AGRICULTURAL MARKETING SERVICE	SNA TRADE SHOW	LOS ANGELES, CA	1,300.33	1
AGRICULTURAL MARKETING SERVICE	SOCIETY FOR NUTRITION EDUCATION ANNUAL CONFERENCE	SAN FRANCISCO, CA	1,963.89	1
AGRICULTURAL MARKETING SERVICE	SOUTH BEND WORKSHOP	SOUTH BEND, IN	1,500.00	3
AGRICULTURAL MARKETING SERVICE	SCOTT SMITH CONFERENCE	MEMPHIS, TN	6,629.79	5
AGRICULTURAL MARKETING SERVICE	STANDARD CONFERENCE	MEMPHIS, TN	5,147.41	6
AGRICULTURAL MARKETING SERVICE	STRATEGIC PLANNING COMMISSION CONFERENCE	SAN ANTONIO, TX	1,731.13	1
AGRICULTURAL MARKETING SERVICE	SW MEAT ASSOCIATION CONFERENCE	GRAPEVINE, TX	1,694.06	3
AGRICULTURAL MARKETING SERVICE	TANK CALIBRATION CONFERENCE	RUSSELLVILLE, AR	1,136.00	1
AGRICULTURAL MARKETING SERVICE	UNCEC MEETING	SEATTLE, WA	3,693.34	3
AGRICULTURAL MARKETING SERVICE	UPPER MIDWEST ALL-EMPLOYEE CONFERENCE	WISCONSIN DELLS, WI	988.42	1
AGRICULTURAL MARKETING SERVICE	USDA-RMA CONFERENCE	LAS VEGAS, NV	1,397.94	1
AGRICULTURAL MARKETING SERVICE	US MEAT EXPORT FEDERATION (USMEF) BOARD MEETING	BILLINGS, MT	2,606.88	2
AGRICULTURAL MARKETING SERVICE	WINTER HAVEN WORKSHOP	WINTER HAVEN, FL	4,200.00	4
AGRICULTURAL MARKETING SERVICE	WORLD FOOD EXPO	CHICAGO, IL	2,110.92	1
AGRICULTURAL MARKETING SERVICE	WORLD MEAT CONGRESS AND INDUSTRY ORGANIZATIONS	CHICAGO, IL	2,110.92	1
AGRICULTURAL MARKETING SERVICE	WORLD MEAT CONGRESS AND INDUSTRY ORGANIZATIONS	BRISBANE, ON, NZ	908.97	1
AGRICULTURAL MARKETING SERVICE	WORLD MEAT CONGRESS AND INDUSTRY ORGANIZATIONS	ANCHORAGE, AK	1,360.30	1
AGRICULTURAL MARKETING SERVICE	54TH ANNUAL MEETING OF THE 2006 NORTH AMERICAN	ARLINGTON, VA	273.40	1
AGRICULTURAL MARKETING SERVICE	AAC MEETING	WASHINGTON, D.C.	721.63	1
AGRICULTURAL MARKETING SERVICE	ADMINISTRATIVE WORKSHOP FOR RESEARCH LEADERS, PROG	COLLEGE STATION, TX	2,110.92	4
AGRICULTURAL MARKETING SERVICE	AGRICULTURAL MARKETING WORKSHOP	COLLEGE STATION, TX	1,121.04	2
AGRICULTURAL MARKETING SERVICE	AMERICAN PEANUT COUNCIL MEETING	WASHINGTON, D.C.	1,121.04	1
AGRICULTURAL MARKETING SERVICE	ANNUAL CUPHEA MEETING	ATLANTA, GA	137.81	1
AGRICULTURAL MARKETING SERVICE	ANNUAL GOV. ADMINISTRATIVE SUMMIT	AMES, IA	647.70	3
AGRICULTURAL MARKETING SERVICE	APHIS/ARS FRUIT FLY RESEARCH & DEVELOPMENT WORKSHO	ARLINGTON, VA	1,314.08	1
AGRICULTURAL MARKETING SERVICE	ARS CONGRESSIONAL BRIEFING	RALEIGH, NC	3,299.90	3
AGRICULTURAL MARKETING SERVICE	ARS CONGRESSIONAL BRIEFING	WASHINGTON, D.C.	11,761.78	6
AGRICULTURAL MARKETING SERVICE	ARS CONGRESSIONAL BRIEFING	WASHINGTON, D.C.	1,610.53	1
AGRICULTURAL MARKETING SERVICE	ARS FOCUS GROUP MEETING	WASHINGTON, D.C.	1,610.53	1
AGRICULTURAL MARKETING SERVICE	ARS MIDWEST BIOMASS WORKING GROUP	AMES, IA	1,363.44	9
AGRICULTURAL MARKETING SERVICE	ARS MEXICO WORKSHOP	MONTREY, MX	5,090.66	7
AGRICULTURAL MARKETING SERVICE	ASABE CONFERENCE	PORTLAND, OR	1,365.89	1
AGRICULTURAL MARKETING SERVICE	ASSOCIATION OF RESEARCH DIRECTORS, INC.	ATLANTA, GA	1,460.74	2
AGRICULTURAL MARKETING SERVICE	BIOFUELS CONFERENCE	HOUSTON, TX	850.10	1
AGRICULTURAL MARKETING SERVICE	BIO SAFETY WORKSHOP	FT. COLLINS, CO	2,612.84	17
AGRICULTURAL MARKETING SERVICE	BIOFUELS CONFERENCE	ARGONNE, IL	259.30	1
AGRICULTURAL MARKETING SERVICE	BY REQUEST OF AREA DIRECTOR - TWO SCIENTISTS ARE G	ATLANTA, GA	912.74	1
AGRICULTURAL MARKETING SERVICE	CEAP MEETING	PRINCE GEORGES, MD	324.85	1
AGRICULTURAL MARKETING SERVICE	CONFERENCE AT IOWA STATE UNIVERSITY	AMES, IA	2,659.53	2
AGRICULTURAL MARKETING SERVICE	CONFERENCE AT IOWA STATE UNIVERSITY	AMES, IA	227.50	1
AGRICULTURAL MARKETING SERVICE	CROP GERMPASM COMMITTEE CHAIRS WORKSHOP	WASHINGTON, D.C.	1,712.88	1
AGRICULTURAL MARKETING SERVICE	CSREES CONFERENCE	AMES, IA	7,147.89	7
AGRICULTURAL MARKETING SERVICE	CURRENT CHALLENGES WORKSHOP	RAPID CITY, SD	3,156.07	2
AGRICULTURAL MARKETING SERVICE	EXTRAMURAL AGREEMENT MEETING	ATLANTA, GA	551.18	1
AGRICULTURAL MARKETING SERVICE	EXTRAMURAL AGREEMENT MEETING	ATLANTA, GA	1,626.28	1
AGRICULTURAL MARKETING SERVICE	EXTRAMURAL AGREEMENT MEETING	WASHINGTON, D.C.	38,955.15	33
AGRICULTURAL MARKETING SERVICE	FFML LR CONFERENCE	FT. COLLINS, CO	1,636.84	2
AGRICULTURAL MARKETING SERVICE	FFS & ARS ANNUAL RESEARCH MEETING	ATLANTA, GA	1,636.84	2
AGRICULTURAL MARKETING SERVICE	FFS & ARS ANNUAL RESEARCH MEETING	ANNAPOLIS, MD	7,374.41	11
AGRICULTURAL MARKETING SERVICE	FFS & ARS ANNUAL RESEARCH MEETING	PRINCE GEORGES, MD	1,380.47	1
AGRICULTURAL MARKETING SERVICE	GO TECHNICAL & MANAGEMENT MEETING	WASHINGTON, D.C.	1,412.18	1
AGRICULTURAL MARKETING SERVICE	IMPLEMENTATION OF A YIELD BASED INTEGRATED ACQUISITI	WASHINGTON, D.C.	1,412.18	1

FY 2006

Agency Name	Conference Name	Location of Travel	Total Costs	Staff Attending
AGRICULTURAL RESEARCH SERVICE	INTEGRATED AG WORKSHOP	AUBURN, AL	1,025.78	1
AGRICULTURAL RESEARCH SERVICE	INT'L CONFERENCE ON EMERGING INT'L DISEASES	ATLANTA, GA	2,995.56	1
AGRICULTURAL RESEARCH SERVICE	ION TRAPS GC'S COURSE @ VARIAN, INC.	WOOD DALE, IL	1,455.62	1
AGRICULTURAL RESEARCH SERVICE	LEAD CONFERENCE	OCEAN CITY, MD	1,093.57	1
AGRICULTURAL RESEARCH SERVICE	LEAD PROGRAM	ATLANTA, GA	970.44	1
AGRICULTURAL RESEARCH SERVICE	LEADERSHIP SESSION	ATLANTA, GA	1,547.50	1
AGRICULTURAL RESEARCH SERVICE	LEARN AND COLLABORATE WITH DOD GRANTEES	WASHINGTON, D.C.	2,047.75	1
AGRICULTURAL RESEARCH SERVICE	MGT CONSTRUCTION CONTRACTING CLASS (CON244)	COLLEGE STATION, TX	7,734.53	6
AGRICULTURAL RESEARCH SERVICE	MEBR FIELD WORK AND MEETING	MONTEREY, CA	6,654.87	7
AGRICULTURAL RESEARCH SERVICE	MICROARRAY WORKSHOP	MONTGOMERY, MD	1,936.46	1
AGRICULTURAL RESEARCH SERVICE	MOTIVATION WORKSHOP	BROWN, IN	443.20	1
AGRICULTURAL RESEARCH SERVICE	NAA LEADERSHIP MEETING	ST. LOUIS, MO	2,155.92	3
AGRICULTURAL RESEARCH SERVICE	NAA LEADERSHIP MEETING	WASHINGTON, D.C.	970.71	1
AGRICULTURAL RESEARCH SERVICE	NAA LEADERSHIP MEETING	SHEPHERDSTOWN, WV	977.78	4
AGRICULTURAL RESEARCH SERVICE	NAA LEADERSHIP MEETING	ATLANTA, GA	1,883.45	1
AGRICULTURAL RESEARCH SERVICE	NAA LEADERSHIP MEETING	ATLANTA, GA	941.88	1
AGRICULTURAL RESEARCH SERVICE	NATIONAL ACADEMY OF SCIENCES SACKLER COLLOQUIUM	WASHINGTON, DC	1,781.60	3
AGRICULTURAL RESEARCH SERVICE	NATIONAL CONFERENCE FOR ARS OFFICE PROFESSIONALS	ST. LOUIS, MO	1,448.19	1
AGRICULTURAL RESEARCH SERVICE	NATIONAL CONFERENCE FOR ARS OFFICE PROFESSIONALS	ST. LOUIS, MO	70,379.19	70
AGRICULTURAL RESEARCH SERVICE	NATIONAL ENVIRONMENTAL PARTNERSHIP MEETING	ATLANTA, GA	1,099.09	1
AGRICULTURAL RESEARCH SERVICE	NATIONAL ENVIRONMENTAL PARTNERSHIP MEETING	ATLANTA, GA	942.34	1
AGRICULTURAL RESEARCH SERVICE	NATIONAL MEETING OF OFFICE PROFESSIONALS	ST. LOUIS, MO	2,392.54	3
AGRICULTURAL RESEARCH SERVICE	NATIONAL PROGRAM 301 WORKSHOP	PRINCE GEORGE, MD	958.93	1
AGRICULTURAL RESEARCH SERVICE	NATIONAL PROGRAM PLANNING	ORLANDO, FL	937.89	1
AGRICULTURAL RESEARCH SERVICE	NEW LEADER PROGRAM	ORLANDO, FL	1,121.02	1
AGRICULTURAL RESEARCH SERVICE	NEW LEADER PROGRAM	ORLANDO, FL	2,312.82	3
AGRICULTURAL RESEARCH SERVICE	NEW LEADER PROGRAM	ORLANDO, FL	626.02	1
AGRICULTURAL RESEARCH SERVICE	NORTH ATLANTIC AREAS LEADERSHIP CONFERENCE	SHEPHERDSTOWN, WV	626.02	1
AGRICULTURAL RESEARCH SERVICE	NORTH ATLANTIC AREAS LEADERSHIP CONFERENCE	SHEPHERDSTOWN, WV	6,289.81	18
AGRICULTURAL RESEARCH SERVICE	NP 301 RESEARCH PLANNING AND COORDINATION WORKSHOP	SHEPHERDSTOWN, WV	2,842.29	5
AGRICULTURAL RESEARCH SERVICE	NP3 NATIONAL DESIGN AND CONSTRUCTION EN	ST. LOUIS, MO	1,058.15	2
AGRICULTURAL RESEARCH SERVICE	NP3 NATIONAL DESIGN AND CONSTRUCTION EN	ATLANTA, GA	1,688.15	2
AGRICULTURAL RESEARCH SERVICE	ODR FOCUS COMMITTEE MEETING	WASHINGTON, D.C.	924.48	1
AGRICULTURAL RESEARCH SERVICE	PAG XIV CONFERENCE/SAN DIEGO, CA - 1/12-18	ALAMEDA, CA	2,881.81	1
AGRICULTURAL RESEARCH SERVICE	PGOC MEETINGS	AMES, IA	1,448.43	1
AGRICULTURAL RESEARCH SERVICE	PGOC MEETINGS	AMES, IA	1,630.82	1
AGRICULTURAL RESEARCH SERVICE	PLANT GENETIC ORGANIZING COMMITTEE MEETIN	AMES, IA	1,360.53	1
AGRICULTURAL RESEARCH SERVICE	PLANT GENETIC ORGANIZING COMMITTEE MEETIN	AMES, IA	1,360.53	1
AGRICULTURAL RESEARCH SERVICE	PLANT, MICROBIAL, & INSECT GENETIC RESEARCH WORKSHOP	BALTIMORE, MD	1,536.15	1
AGRICULTURAL RESEARCH SERVICE	PROCUREMENT AND PROPERTY WORKSHOP	PEORIA, IL	1,068.00	2
AGRICULTURAL RESEARCH SERVICE	PWA LEADERSHIP CONFERENCE	EMERYVILLE, CA	21,267.50	27
AGRICULTURAL RESEARCH SERVICE	REARSH LEADERS MEETING	EMERYVILLE, CA	881.79	1
AGRICULTURAL RESEARCH SERVICE	REPRESENT SAAI 2005 NATIONAL CONFERENCE FOR ARS	ST. LOUIS, MO	3,852.27	6
AGRICULTURAL RESEARCH SERVICE	RESEARCH PLANNING AND COORDINATION WORKSHOP	ST. LOUIS, MO	1,467.78	1
AGRICULTURAL RESEARCH SERVICE	RESEARCH PLANNING AND COORDINATION WORKSHOP	ST. LOUIS, MO	4,491.20	6
AGRICULTURAL RESEARCH SERVICE	RETIREMENT SEMINAR	BISMARCK, ND	1,533.84	1
AGRICULTURAL RESEARCH SERVICE	RETIREMENT SEMINAR	BATON ROUGE, LA	1,572.00	1
AGRICULTURAL RESEARCH SERVICE	RETIREMENT SEMINAR	COLUMBIA, MO	898.02	1
AGRICULTURAL RESEARCH SERVICE	RETIREMENT SEMINAR	LINCOLN, NE	835.89	1
AGRICULTURAL RESEARCH SERVICE	RETIREMENT SEMINAR	KENNESAW, TX	948.39	1
AGRICULTURAL RESEARCH SERVICE	RPES NEW PANELIST ORIENTATION	PEORIA, IL	948.39	1
AGRICULTURAL RESEARCH SERVICE	RPES NEW PANELIST ORIENTATION	WASHINGTON, D.C.	433.80	1
AGRICULTURAL RESEARCH SERVICE	RPES PANEL	ST. LOUIS, MO	1,776.65	2
AGRICULTURAL RESEARCH SERVICE	RPES PANEL	ST. LOUIS, MO	872.73	1
AGRICULTURAL RESEARCH SERVICE	RPES PANEL MEETING	BERKELEY, CA	2,084.24	4
AGRICULTURAL RESEARCH SERVICE	RPES PANEL MEETING	WASHINGTON, D.C.	1,728.14	1
AGRICULTURAL RESEARCH SERVICE	RPES PANEL MEETING	ALAMEDA, CA	1,728.14	1
AGRICULTURAL RESEARCH SERVICE	SAGE CONFERENCE	ANGORA, PA	1,813.31	1

FY 2008

Agency Name	Conference Name	Location of Travel	Total Costs	Staff Headings
AGRICULTURAL RESEARCH SERVICE	SITE PUBLISHER WORKSHOP	PRINCE GEORGES, MD	1,372.81	1
AGRICULTURAL RESEARCH SERVICE	SOCIETY OF AMERICAN INDIANS GOVERNMENT EMP.	ANCHORAGE, AK	2,650.59	1
AGRICULTURAL RESEARCH SERVICE	SOUTHERN POLITRY SCIENCE SOCIETY/INTERNATIONAL CONFERENCE	ATLANTA, GA	7,547.31	7
AGRICULTURAL RESEARCH SERVICE	SPA EXECUTIVE LEADERSHIP CONFERENCE	AUSTIN, TX	1,021.05	1
AGRICULTURAL RESEARCH SERVICE	STANFORD UNIVERSITY WORKSHOP	COLLEGE STATION, TX	9,611.19	12
AGRICULTURAL RESEARCH SERVICE	SY ORIENTATION AT AREA OFFICE	LINCOLN, NE	589.69	1
AGRICULTURAL RESEARCH SERVICE	SYMPOSIUM AT IOWA STATE UNIVERSITY	OAKLAND, CA	1,283.62	1
AGRICULTURAL RESEARCH SERVICE	TAC/CO/PODC MEETINGS	AMES, IA	108.00	1
AGRICULTURAL RESEARCH SERVICE	US - CHINA RELATIONS WORKSHOP	AMES, IA	2,305.02	2
AGRICULTURAL RESEARCH SERVICE	USDA AGRICULTURAL AIR QUALITY TASK FORCE	ANYANG, CH	2,507.53	1
AGRICULTURAL RESEARCH SERVICE	USDA ANIMAL RESEARCH FORUM	OS ANGELES, CA	13,244.36	10
AGRICULTURAL RESEARCH SERVICE	USDA INTERAGENCY RESEARCH FORUM	ANNAPOLIS, MD	661.79	1
AGRICULTURAL RESEARCH SERVICE	USSES/UNIVERSITY STATISTICIANS FROM SOUT	JACKSON, TN	434.80	1
AGRICULTURAL RESEARCH SERVICE	VIRTUAL REFERENCE DESK CONFERENCE	BURLINGAME, CA	2,227.22	2
AGRICULTURAL RESEARCH SERVICE	WEEK WEEK 2008 CONFERENCE	PRINCE GEORGES, MD	1,797.99	1
AGRICULTURAL RESEARCH SERVICE	WORK LIFE WELLNESS CONFERENCE	AUSTIN, TX	1,160.04	1
AGRICULTURAL RESEARCH SERVICE	143RD ANNUAL AMERICAN VETERINARY MEDICAL ASSOCIATION CONFERENCE	HONOLULU, HI	2,160.04	1
ANIMAL AND PLANT HEALTH INSPECTION SERVICE	15TH NATIONAL TRAVEL FORUM	LOS ANGELES, CA	988.83	2
ANIMAL AND PLANT HEALTH INSPECTION SERVICE	21ST ANNUAL CONGRESSIONAL SEMINAR NATIONAL CONFERENCE	HONOLULU, HI	2,455.46	1
ANIMAL AND PLANT HEALTH INSPECTION SERVICE	22ND VERTEBRATE PEST CONFERENCE	ALAMEDA, CA	5,177.42	1
ANIMAL AND PLANT HEALTH INSPECTION SERVICE	2ND ANNUAL JOHNS DISEASE INTEGRATED PROGRAM CONFERENCE	ALAMEDA, CA	7,169.80	6
ANIMAL AND PLANT HEALTH INSPECTION SERVICE	2ND ANNUAL JOHNS DISEASE INTEGRATED PROGRAM CONFERENCE	LOUISVILLE, KY	2,188.62	3
ANIMAL AND PLANT HEALTH INSPECTION SERVICE	2ND INTERNATIONAL CITRUS CANKER WORKSHOP AND MEETING	YOLO, CA	1,438.94	1
ANIMAL AND PLANT HEALTH INSPECTION SERVICE	2ND VACCINE RENAISSANCE CONFERENCE	ORLANDO, FL	1,184.78	1
ANIMAL AND PLANT HEALTH INSPECTION SERVICE	35TH ANNUAL PORK CONFERENCE	PROVIDENCE, RI	1,537.36	1
ANIMAL AND PLANT HEALTH INSPECTION SERVICE	36TH ANNUAL PORK CONFERENCE	MYRTLE BEACH, SC	880.43	4
ANIMAL AND PLANT HEALTH INSPECTION SERVICE	36TH BIENNIAL CONFERENCE OF THE NATIONAL POULTRY I	PORTLAND, OR	1,560.37	1
ANIMAL AND PLANT HEALTH INSPECTION SERVICE	40TH UNLR CONFERENCE	WASHINGTON, D.C.	3,160.78	2
ANIMAL AND PLANT HEALTH INSPECTION SERVICE	41ST ANNUAL VETERINARY MEDICAL SYMPOSIUM	KAOOSHIMA, JA	1,654.47	1
ANIMAL AND PLANT HEALTH INSPECTION SERVICE	41ST ANNUAL VETERINARY MEDICAL SYMPOSIUM	KAOOSHIMA, JA	993.81	1
ANIMAL AND PLANT HEALTH INSPECTION SERVICE	41TH ANNUAL SMALL FARM CONFERENCE	TUSKEGEE, AL	984.44	1
ANIMAL AND PLANT HEALTH INSPECTION SERVICE	51ST ANNUAL AAEP CONFERENCE	GREENSBORO, NC	1,000.87	1
ANIMAL AND PLANT HEALTH INSPECTION SERVICE	56TH AAAS NATIONAL MEETING	SEATTLE, WA	863.37	1
ANIMAL AND PLANT HEALTH INSPECTION SERVICE	57TH NORTH CENTRAL AVIAN DISEASE CONF	ST. LOUIS, MO	1,786.34	5
ANIMAL AND PLANT HEALTH INSPECTION SERVICE	57TH NORTH CENTRAL AVIAN DISEASE CONF	ST. LOUIS, MO	3,469.45	1
ANIMAL AND PLANT HEALTH INSPECTION SERVICE	57TH NORTH CENTRAL AVIAN DISEASE CONF	ST. PAUL, MN	1,160.35	1
ANIMAL AND PLANT HEALTH INSPECTION SERVICE	57TH NORTH CENTRAL AVIAN DISEASE CONF	ST. PAUL, MN	530.85	1
ANIMAL AND PLANT HEALTH INSPECTION SERVICE	57TH NATIONAL INTEGRATED PEST MANAGEMENT SYMPOSIUM	SAN FRANCISCO, CA	1,640.93	1
ANIMAL AND PLANT HEALTH INSPECTION SERVICE	62ND NORTH-EAST FISH & WILDLIFE ANNUAL CONFERENCE	BURLINGTON, VT	5,020.33	4
ANIMAL AND PLANT HEALTH INSPECTION SERVICE	62ND NORTH-EAST FISH & WILDLIFE ANNUAL CONFERENCE	RENSSELAER, NY	1,170.51	1
ANIMAL AND PLANT HEALTH INSPECTION SERVICE	6TH ANNUAL AI SYMPOSIUM	CAMBRIDGE, UK	1,641.52	1
ANIMAL AND PLANT HEALTH INSPECTION SERVICE	6TH INTERNATIONAL SYMPOSIUM ON AVIAN INFLUENZA	SAINTOGE, UK	2,448.10	1
ANIMAL AND PLANT HEALTH INSPECTION SERVICE	6TH SYMPOSIUM ON DISEASES IN ASIAN AQUACULTURE	SAINTOGE, UK	3,443.04	2
ANIMAL AND PLANT HEALTH INSPECTION SERVICE	7 HABITS OF HIGHLY EFFECTIVE PEOPLE	COLUMBO, CE	2,443.73	1
ANIMAL AND PLANT HEALTH INSPECTION SERVICE	7 HABITS OF HIGHLY EFFECTIVE PEOPLE	LAS VEGAS, NV	9,555.48	6
ANIMAL AND PLANT HEALTH INSPECTION SERVICE	77TH INTERNATIONAL SYMPOSIUM ON FF ECONOMIC IMPORTA	LAS VEGAS, NV	1,582.24	1
ANIMAL AND PLANT HEALTH INSPECTION SERVICE	77TH INTERNATIONAL SYMPOSIUM ON FF ECONOMIC IMPORTA	SALVADOR DE BALLA, BR	1,162.46	1
ANIMAL AND PLANT HEALTH INSPECTION SERVICE	87TH ANNUAL BUDGET/TECHNOLOGIES CONFERENCE	SAN DIEGO, CA	1,162.51	1
ANIMAL AND PLANT HEALTH INSPECTION SERVICE			1,172.70	1

FY 2006

Agency/Service	Conference Name	Location of Travel	Total Costs	Staff Attending
ANIMAL AND PLANT HEALTH INSPECTION SERVICE	8TH ANNUAL BIODETECTION TECHNOLOGIES CONFERENCE	WASHINGTON, D.C.	1,132.93	1
ANIMAL AND PLANT HEALTH INSPECTION SERVICE	8TH ANNUAL JOINT MEETING OF BIRD STRIKE COMMITTEE	ST. LOUIS, MO	850.19	1
ANIMAL AND PLANT HEALTH INSPECTION SERVICE	8TH ANNUAL WORKERS' COMPENSATION CONFERENCE	SAN ANTONIO, TX	1,391.22	1
ANIMAL AND PLANT HEALTH INSPECTION SERVICE	9TH INTERNATIONAL MYCOLOGICAL CONFERENCE	CAIRNS, AU	3,516.96	1
ANIMAL AND PLANT HEALTH INSPECTION SERVICE	91ST ECOLOGICAL SOCIETY OF AMERICA ANNUAL MEETING	MEMPHIS, TN	1,352.84	1
ANIMAL AND PLANT HEALTH INSPECTION SERVICE	9TH ANNUAL FOREST HEALTH PROTECTION CONFERENCE	ALBUQUERQUE, NM	868.75	1
ANIMAL AND PLANT HEALTH INSPECTION SERVICE	AL INTERNATIONAL VET EPI COURSE	BANGKOK, TH	663.97	1
ANIMAL AND PLANT HEALTH INSPECTION SERVICE	AAAE BIRD STRIK CONFERENCE	ST. LOUIS, MO	1,348.24	1
ANIMAL AND PLANT HEALTH INSPECTION SERVICE	AAEP CONFERENCE	HONOLULU, HI	5,078.18	2
ANIMAL AND PLANT HEALTH INSPECTION SERVICE	AALAS CONFERENCE	SEATTLE, WA	2,176.84	1
ANIMAL AND PLANT HEALTH INSPECTION SERVICE	AAEP INTERNATIONAL CONFERENCE	AMSTERDAM, NL	1,612.30	1
ANIMAL AND PLANT HEALTH INSPECTION SERVICE	AAVLD EXECUTIVE BOARD MEETING	SAN FRANCISCO, CA	2,074.44	1
ANIMAL AND PLANT HEALTH INSPECTION SERVICE	AAVMC FORESIGHT PROJECT WORKSHOP/CONFERENCE	MANHATTAN, NY	3,763.44	2
ANIMAL AND PLANT HEALTH INSPECTION SERVICE	AAZY CONFERENCE	GATLINBURG, TN	947.92	1
ANIMAL AND PLANT HEALTH INSPECTION SERVICE	AAZV ANNUAL MEETING	OMAHA, NE	4,544.89	4
ANIMAL AND PLANT HEALTH INSPECTION SERVICE	AAZV ANNUAL MEETING	FT. COLLINS, CO	935.72	1
ANIMAL AND PLANT HEALTH INSPECTION SERVICE	AAZV ANNUAL MEETING	MINNEAPOLIS, MN	270.16	1
ANIMAL AND PLANT HEALTH INSPECTION SERVICE	AAZV ANNUAL MEETING	MINNEAPOLIS, MN	76,291.47	47
ANIMAL AND PLANT HEALTH INSPECTION SERVICE	ADMINISTRATIVE PROCESSES CONFERENCE	AMES, IA	2,081.50	2
ANIMAL AND PLANT HEALTH INSPECTION SERVICE	ADMINISTRATIVE PROCESSES CONFERENCE	CHICAGO, IL	960.07	1
ANIMAL AND PLANT HEALTH INSPECTION SERVICE	ADMINISTRATIVE PROCESSES CONFERENCE	CHICAGO, IL	1,142.61	1
ANIMAL AND PLANT HEALTH INSPECTION SERVICE	ADMINISTRATIVE PROCESSES CONFERENCE	MINNEAPOLIS, MN	1,893.98	3
ANIMAL AND PLANT HEALTH INSPECTION SERVICE	ADMINISTRATIVE PROCESSES CONFERENCE	NEW ORLEANS, LA	1,206.41	1
ANIMAL AND PLANT HEALTH INSPECTION SERVICE	ADMINISTRATIVE PROCESSES CONFERENCE	SAVANNAH, GA	2,793.10	2
ANIMAL AND PLANT HEALTH INSPECTION SERVICE	ADMINISTRATIVE PROCESSES CONFERENCE	CHARLOTTEVILLE, VA	1,532.19	1
ANIMAL AND PLANT HEALTH INSPECTION SERVICE	ADMINISTRATIVE PROCESSES CONFERENCE	CHARLOTTEVILLE, VA	14,272.83	9
ANIMAL AND PLANT HEALTH INSPECTION SERVICE	ADMINISTRATIVE PROCESSES CONFERENCE	KANSAS CITY, MO	1,572.41	1
ANIMAL AND PLANT HEALTH INSPECTION SERVICE	ADMINISTRATIVE PROCESSES CONFERENCE	PIERRE, SD	1,649.84	2
ANIMAL AND PLANT HEALTH INSPECTION SERVICE	ADMINISTRATIVE PROCESSES CONFERENCE	WASHINGTON, D.C.	228.86	1
ANIMAL AND PLANT HEALTH INSPECTION SERVICE	ADMINISTRATIVE PROCESSES CONFERENCE	WASHINGTON, D.C.	881.86	1
ANIMAL AND PLANT HEALTH INSPECTION SERVICE	ADMINISTRATIVE PROCESSES CONFERENCE	PRINCE GEORGES, MD	21,461.77	9
ANIMAL AND PLANT HEALTH INSPECTION SERVICE	ADMINISTRATIVE PROCESSES CONFERENCE	LEE, AL	1,153.32	1
ANIMAL AND PLANT HEALTH INSPECTION SERVICE	ADMINISTRATIVE PROCESSES CONFERENCE	DALLAS, TX	734.78	1
ANIMAL AND PLANT HEALTH INSPECTION SERVICE	ADMINISTRATIVE PROCESSES CONFERENCE	COOK, IL	1,063.84	1
ANIMAL AND PLANT HEALTH INSPECTION SERVICE	ADMINISTRATIVE PROCESSES CONFERENCE	ANCHORAGE, AK	1,714.35	1
ANIMAL AND PLANT HEALTH INSPECTION SERVICE	ADMINISTRATIVE PROCESSES CONFERENCE	SAN ANTONIO, TX	8,511.16	7
ANIMAL AND PLANT HEALTH INSPECTION SERVICE	ADMINISTRATIVE PROCESSES CONFERENCE	BRUSSELS, BE	2,363.13	1
ANIMAL AND PLANT HEALTH INSPECTION SERVICE	ADMINISTRATIVE PROCESSES CONFERENCE	FT. PAYNE, AL	1,385.53	1
ANIMAL AND PLANT HEALTH INSPECTION SERVICE	ADMINISTRATIVE PROCESSES CONFERENCE	ANCHORAGE, AK	2,692.38	1
ANIMAL AND PLANT HEALTH INSPECTION SERVICE	ADMINISTRATIVE PROCESSES CONFERENCE	CHARLESTON, SC	534.85	1
ANIMAL AND PLANT HEALTH INSPECTION SERVICE	ADMINISTRATIVE PROCESSES CONFERENCE	VANCOUVER, CANADA	822.84	1
ANIMAL AND PLANT HEALTH INSPECTION SERVICE	ADMINISTRATIVE PROCESSES CONFERENCE	SAN ANTONIO, TX	2,316.84	1
ANIMAL AND PLANT HEALTH INSPECTION SERVICE	ADMINISTRATIVE PROCESSES CONFERENCE	HOUSTON, TX	1,892.37	1
ANIMAL AND PLANT HEALTH INSPECTION SERVICE	ADMINISTRATIVE PROCESSES CONFERENCE	HOUSTON, TX	667.98	1
ANIMAL AND PLANT HEALTH INSPECTION SERVICE	ADMINISTRATIVE PROCESSES CONFERENCE	HOUSTON, TX	1,344.38	1
ANIMAL AND PLANT HEALTH INSPECTION SERVICE	ADMINISTRATIVE PROCESSES CONFERENCE	SEATTLE, WA	2,234.93	3
ANIMAL AND PLANT HEALTH INSPECTION SERVICE	ADMINISTRATIVE PROCESSES CONFERENCE	QUEBEC, CANADA	723.79	1
ANIMAL AND PLANT HEALTH INSPECTION SERVICE	ADMINISTRATIVE PROCESSES CONFERENCE	NASSAU, FL	975.82	1
ANIMAL AND PLANT HEALTH INSPECTION SERVICE	ADMINISTRATIVE PROCESSES CONFERENCE	PHOENIX, AZ	9,088.22	5
ANIMAL AND PLANT HEALTH INSPECTION SERVICE	ADMINISTRATIVE PROCESSES CONFERENCE	ORLANDO, FL	1,748.11	1
ANIMAL AND PLANT HEALTH INSPECTION SERVICE	ADMINISTRATIVE PROCESSES CONFERENCE	RENO, NV	1,748.11	1

Agenda Name	Conference Name	Location of Travel	Total Costs	Staff Attending
ANIMAL AND PLANT HEALTH INSPECTION SERVICE	AMERICAN SOCIETY FOR VIROLOGY 25TH ANNUAL MEETING	MADISON, WI	610.13	1
ANIMAL AND PLANT HEALTH INSPECTION SERVICE	AMERICAN SOCIETY OF AGRONOMY ANNUAL MEETING	SALT LAKE CITY, UT	1,219.51	1
ANIMAL AND PLANT HEALTH INSPECTION SERVICE	AMERICAN VETERINARY MEDICAL ASSOCIATION MEETING	ARLINGTON, VA	1,082.39	1
ANIMAL AND PLANT HEALTH INSPECTION SERVICE	AMERICAN VETERINARY MEDICAL ASSOCIATION MEETING	HONOLULU, HI	17,098.83	10
ANIMAL AND PLANT HEALTH INSPECTION SERVICE	ANISIP 2006 CONFERENCE	BART HARBOR, ME	11,740.41	6
ANIMAL AND PLANT HEALTH INSPECTION SERVICE	ANISIP CONFERENCE (NATIVE AMERICAN)	GUADALAJARA, MX	1,623.10	2
ANIMAL AND PLANT HEALTH INSPECTION SERVICE	ANISIP - NATURE AMERICAN MEETING	PORTLAND, OR	658.29	1
ANIMAL AND PLANT HEALTH INSPECTION SERVICE	ANIMAL HEALTH COURSE	CASPER, WY	150.30	1
ANIMAL AND PLANT HEALTH INSPECTION SERVICE	ANIMAL HEALTH EMERGENCY MANAGEMENT (AHM) CONFERENCE	OTTAWA, CA	1,685.13	1
ANIMAL AND PLANT HEALTH INSPECTION SERVICE	ANIMAL HEALTH EMERGENCY MANAGEMENT (AHM) CONFERENCE	WASHINGTON, D.C.	1,685.13	1
ANIMAL AND PLANT HEALTH INSPECTION SERVICE	ANIMAL HEALTH QUADRILATERAL MEETING	DISTRICT OF COLUMBIA, DC	778.10	1
ANIMAL AND PLANT HEALTH INSPECTION SERVICE	ANIMAL IDENTIFICATION CONFERENCE	SANTA FE, NM	668.58	1
ANIMAL AND PLANT HEALTH INSPECTION SERVICE	ANIMAL IDENTIFICATION CONFERENCE	RIVERDALE, MD	1,347.71	2
ANIMAL AND PLANT HEALTH INSPECTION SERVICE	ANIMAL SURVEILLANCE SYMPOSIUM	SAN ANTONIO, TX	13,116.56	9
ANIMAL AND PLANT HEALTH INSPECTION SERVICE	ANNUAL AEC CONFERENCE	PRINCE GEORGES, MD	889.39	1
ANIMAL AND PLANT HEALTH INSPECTION SERVICE	ANNUAL AEC CONFERENCE FOR MICROBIOLOGY MEETING	WASHINGTON, D.C.	1,016.54	1
ANIMAL AND PLANT HEALTH INSPECTION SERVICE	ANNUAL BIOLOGICAL SAFETY CONFERENCE	VANCOUVER, CANADA	3,340.18	3
ANIMAL AND PLANT HEALTH INSPECTION SERVICE	ANNUAL BIRD STRIKE CONFERENCE	ST. LOUIS, MO	7,004.96	3
ANIMAL AND PLANT HEALTH INSPECTION SERVICE	ANNUAL CONFERENCE ON HUANGONGBING	ST. LOUIS, MO	2,890.85	1
ANIMAL AND PLANT HEALTH INSPECTION SERVICE	ANNUAL EASTERN BUDGET PERSONNEL CONFERENCE	SÃO PAULO, BR	1,140.36	1
ANIMAL AND PLANT HEALTH INSPECTION SERVICE	ANNUAL EASTERN BUDGET PERSONNEL CONFERENCE	SAVANNAH, GA	680.28	1
ANIMAL AND PLANT HEALTH INSPECTION SERVICE	ANNUAL HEALTH CONFERENCE	SAVANNAH, GA	1,000.94	1
ANIMAL AND PLANT HEALTH INSPECTION SERVICE	ANNUAL HEALTH CONFERENCE	SAINT MALO, FR	3,027.97	1
ANIMAL AND PLANT HEALTH INSPECTION SERVICE	ANNUAL HEALTH CONFERENCE	MADISON, WI	1,227.42	1
ANIMAL AND PLANT HEALTH INSPECTION SERVICE	ANNUAL WFOA MEETING	PORTLAND, OR	996.48	1
ANIMAL AND PLANT HEALTH INSPECTION SERVICE	AOAC CONFERENCE	ATLANTA, GA	841.04	1
ANIMAL AND PLANT HEALTH INSPECTION SERVICE	AOAC MEETING	ATLANTA, GA	2,782.97	1
ANIMAL AND PLANT HEALTH INSPECTION SERVICE	APHS EMERGENCY DISASTROU PROJECT MEETING	ATLANTA, GA	1,817.53	1
ANIMAL AND PLANT HEALTH INSPECTION SERVICE	APHS EMERGENCY DISASTROU PROJECT MEETING	CHARLOTTEVILLE, VA	1,600.45	1
ANIMAL AND PLANT HEALTH INSPECTION SERVICE	APHS NAT AMERICAN VET REG CONFERENCE	BART HARBOR, ME	589.71	1
ANIMAL AND PLANT HEALTH INSPECTION SERVICE	APHS NATIONAL MEETING ON AVIAN INFLUENZA	KANSAS CITY, MO	109,881.84	73
ANIMAL AND PLANT HEALTH INSPECTION SERVICE	APHS NATIONAL SAFETY AND HEALTH CONFERENCE	NEW ORLEANS, LA	1,469.33	1
ANIMAL AND PLANT HEALTH INSPECTION SERVICE	APHS NATIVE AMERICAN WORKING GROUP AND NAWES CONF	BART HARBOR, ME	1,469.33	1
ANIMAL AND PLANT HEALTH INSPECTION SERVICE	APHS NATIVE AMERICAN WORKING GROUP CONFERENCE	BEVER HILLS, CA	1,922.96	1
ANIMAL AND PLANT HEALTH INSPECTION SERVICE	APHS NATIVE AMERICAN WORKING GROUP CONFERENCE	BEVER HILLS, CA	1,922.96	1
ANIMAL AND PLANT HEALTH INSPECTION SERVICE	APHS WILD LIFE SERVICES MANAGEMENT TEAM MEETING	HERMSHILL, MX	1,000.94	1
ANIMAL AND PLANT HEALTH INSPECTION SERVICE	APHS WILDLIFE SERVICES MANAGEMENT TEAM MEETING	RALEIGH, NC	468.86	1
ANIMAL AND PLANT HEALTH INSPECTION SERVICE	APHS XP IMAGING	FT. COLLINS, CO	1,446.40	1
ANIMAL AND PLANT HEALTH INSPECTION SERVICE	APIARY INSPECTORS OF AMERICA	BATON ROUGE, LA	2,877.70	2
ANIMAL AND PLANT HEALTH INSPECTION SERVICE	APPLIED STATISTICS IN AGRICULTURE CONFERENCE	MAHARATTAN, KS	674.84	1
ANIMAL AND PLANT HEALTH INSPECTION SERVICE	APPLIED STATISTICS IN AGRICULTURE CONFERENCE	MAHARATTAN, KS	674.84	1
ANIMAL AND PLANT HEALTH INSPECTION SERVICE	APS NATIONAL SOYBEAN RUST SYMPOSIUM	NASHVILLE, TN	1,474.25	2
ANIMAL AND PLANT HEALTH INSPECTION SERVICE	APS CPS /MSA JOINT MEETING	QUEBEC, CANADA	2,588.15	1
ANIMAL AND PLANT HEALTH INSPECTION SERVICE	APSPCS/MSA JOINT MEETING	QUEBEC, CANADA	2,588.15	1
ANIMAL AND PLANT HEALTH INSPECTION SERVICE	APS SBR REVIEW CONFERENCE	NASHVILLE, TN	724.46	1
ANIMAL AND PLANT HEALTH INSPECTION SERVICE	AQ VETERINARY WORK CONFERENCE	PRINCE GEORGES, MD	918.00	1
ANIMAL AND PLANT HEALTH INSPECTION SERVICE	AQUACULTURE AMERICA 2006 CONFERENCE	LAS VEGAS, NV	2,410.30	2
ANIMAL AND PLANT HEALTH INSPECTION SERVICE	AQUACULTURE AMERICA 2006 CONFERENCE	LAS VEGAS, NV	2,410.30	2
ANIMAL AND PLANT HEALTH INSPECTION SERVICE	AQUACULTURE DEVELOPMENT CONFERENCE	GREENVILLE, NC	885.82	1
ANIMAL AND PLANT HEALTH INSPECTION SERVICE	AQUACULTURE INTERNATIONAL CONFERENCE	LAS VEGAS, NV	889.13	1
ANIMAL AND PLANT HEALTH INSPECTION SERVICE	AQUATIC NUISANCE SPECIES MEETING	HYANNIS, MA	978.89	1
ANIMAL AND PLANT HEALTH INSPECTION SERVICE	ARCHITECTURE SOCIETY 2006 CONFERENCE	FARMINGTON, PA	205.96	1
ANIMAL AND PLANT HEALTH INSPECTION SERVICE	ARCHITECTURE SOCIETY 2006 CONFERENCE	HOT SPRINGS, AR	358.94	1
ANIMAL AND PLANT HEALTH INSPECTION SERVICE	ARMA/MSA CONFERENCE	DENVER, CO	710.96	3



Agenda/Topic	Conference Name	Location of Travel	Total Costs	Staff Awarding
ANIMAL AND PLANT HEALTH INSPECTION SERVICE	ASI CONFERENCE	KANSAS CITY, MO	1,469.23	2
ANIMAL AND PLANT HEALTH INSPECTION SERVICE	ASI CONFERENCE	MARICOPA CITY, AZ	1,995.90	2
ANIMAL AND PLANT HEALTH INSPECTION SERVICE	ASI CONFERENCE	PHOENIX, AZ	581.83	1
ANIMAL AND PLANT HEALTH INSPECTION SERVICE	ASIA PACIFIC REG MTO - 11/28 - 1/22	BANGKOK, TH	1,658.84	1
ANIMAL AND PLANT HEALTH INSPECTION SERVICE	ASIAN PACIFIC REG MEETING	BANGKOK, TH	2,815.31	1
ANIMAL AND PLANT HEALTH INSPECTION SERVICE	ASIAN PACIFIC CONFERENCE	BIRMINGHAM, UK	2,815.31	1
ANIMAL AND PLANT HEALTH INSPECTION SERVICE	ASPRS CONFERENCE	RENO, NV	1,125.97	1
ANIMAL AND PLANT HEALTH INSPECTION SERVICE	ASSOCIATION OF FISH AND WILDLIFE ANNUAL MEETING	ATLANTA, GA	1,869.01	1
ANIMAL AND PLANT HEALTH INSPECTION SERVICE	ASSOCIATION OF GOVERNMENT ACCOUNTS (AGA) CONVENTION	SAN DIEGO, CA	1,387.81	1
ANIMAL AND PLANT HEALTH INSPECTION SERVICE	ASTA CONFERENCE	CHICAGO, IL	712.96	1
ANIMAL AND PLANT HEALTH INSPECTION SERVICE	ASTM MEETING	DENVER, CO	1,676.16	2
ANIMAL AND PLANT HEALTH INSPECTION SERVICE	ATC CONFERENCE	WASHINGTON, D.C.	1,007.30	1
ANIMAL AND PLANT HEALTH INSPECTION SERVICE	ATOC CONFERENCE	AUBURN, AL	448.53	1
ANIMAL AND PLANT HEALTH INSPECTION SERVICE	AUBURN UNIVERSITY CVM PUBLIC HEALTH CAREERS DAY	LONDON, UK	1,957.53	1
ANIMAL AND PLANT HEALTH INSPECTION SERVICE	AUTUMN INSPECTORS CONFERENCE	SACRAMENTO, CA	1,541.94	1
ANIMAL AND PLANT HEALTH INSPECTION SERVICE	AVIAN HEALTH PROJECT DEMO	AMES, IA	684.05	1
ANIMAL AND PLANT HEALTH INSPECTION SERVICE	AVIAN INFLUENZA CONFERENCE	ATLANTA, GA	2,155.14	1
ANIMAL AND PLANT HEALTH INSPECTION SERVICE	AVIAN INFLUENZA CONFERENCE	ATLANTA, GA	604.18	1
ANIMAL AND PLANT HEALTH INSPECTION SERVICE	AVIAN INFLUENZA CONFERENCE	BANGKOK, TH	115.37	1
ANIMAL AND PLANT HEALTH INSPECTION SERVICE	AVIAN INFLUENZA CONFERENCE	FT. COLLINS, CO	789.71	1
ANIMAL AND PLANT HEALTH INSPECTION SERVICE	AVIAN INFLUENZA CONFERENCE	PARIS, FRANCE	682.29	1
ANIMAL AND PLANT HEALTH INSPECTION SERVICE	AVIAN INFLUENZA CONFERENCE	ORLANDO, FL	682.29	1
ANIMAL AND PLANT HEALTH INSPECTION SERVICE	AVIAN INFLUENZA CONFERENCE	ST. LOUIS, MO	1,125.97	1
ANIMAL AND PLANT HEALTH INSPECTION SERVICE	AVIAN INFLUENZA CONFERENCE	PHOENIX, AZ	2,175.34	1
ANIMAL AND PLANT HEALTH INSPECTION SERVICE	AVIAN INFLUENZA CONFERENCE	HARTFORD, CT	559.08	1
ANIMAL AND PLANT HEALTH INSPECTION SERVICE	AVIAN INFLUENZA CONFERENCE	DALLAS, TX	1,292.51	1
ANIMAL AND PLANT HEALTH INSPECTION SERVICE	AVIC CONFERENCE	ALBANY, NY	1,122.01	1
ANIMAL AND PLANT HEALTH INSPECTION SERVICE	AVIC CONFERENCE	RALEIGH, NC	3,164.02	3
ANIMAL AND PLANT HEALTH INSPECTION SERVICE	AVIC CONFERENCE	FT. COLLINS, CO	3,814.51	4
ANIMAL AND PLANT HEALTH INSPECTION SERVICE	AVIC CONFERENCE	ATLANTA, GA	10,381.98	1
ANIMAL AND PLANT HEALTH INSPECTION SERVICE	AVMA CONFERENCE	HONOLULU, HI	10,381.98	1
ANIMAL AND PLANT HEALTH INSPECTION SERVICE	AVMA CONVENTION	HONOLULU, HI	3,866.07	2
ANIMAL AND PLANT HEALTH INSPECTION SERVICE	AVENUSMAR CONFERENCE	MIDDLESEX, MA	896.35	1
ANIMAL AND PLANT HEALTH INSPECTION SERVICE	BACTERIAL KIDNEY DISEASE CONFERENCE	SEATTLE, WA	975.85	1
ANIMAL AND PLANT HEALTH INSPECTION SERVICE	BASIC ETH CON	WASHINGTON, D.C.	1,487.90	1
ANIMAL AND PLANT HEALTH INSPECTION SERVICE	BENEFITS SEMINAR	MEMPHIS, TN	870.43	1
ANIMAL AND PLANT HEALTH INSPECTION SERVICE	BENEFITS SEMINAR	MEMPHIS, TN	870.43	1
ANIMAL AND PLANT HEALTH INSPECTION SERVICE	BENEFITS SEMINAR	LITTLE ROCK, AR	594.97	1
ANIMAL AND PLANT HEALTH INSPECTION SERVICE	BENEFITS SEMINAR	BURLINGTON, NJ	328.31	1
ANIMAL AND PLANT HEALTH INSPECTION SERVICE	BENEFITS SEMINAR	ALBUQUERQUE, NM	913.44	1
ANIMAL AND PLANT HEALTH INSPECTION SERVICE	BENEFITS SEMINAR	BATON ROUGE, LA	1,283.23	1
ANIMAL AND PLANT HEALTH INSPECTION SERVICE	BILATERAL MEETING	ATLANTA, GA	745.42	1
ANIMAL AND PLANT HEALTH INSPECTION SERVICE	BIO CONFERENCE	MONTREAL, CA	1,681.30	1
ANIMAL AND PLANT HEALTH INSPECTION SERVICE	BIO WARIN MEETING	CHICAGO, IL	475.86	1
ANIMAL AND PLANT HEALTH INSPECTION SERVICE	BIO FOR BIRDS MATERIALS CONFERENCE	CHAPL HILL, NC	1,338.24	1
ANIMAL AND PLANT HEALTH INSPECTION SERVICE	BIOCONTAMINANT CONFERENCE	QUEBEC, CANADA	977.78	1
ANIMAL AND PLANT HEALTH INSPECTION SERVICE	BIOCONTAMINANT CONFERENCE	ST. PETERSBURG, FL	977.78	1
ANIMAL AND PLANT HEALTH INSPECTION SERVICE	BIOCONTAMINANT CONFERENCE	ATLANTA, GA	2,144.42	1
ANIMAL AND PLANT HEALTH INSPECTION SERVICE	BIOSECURITY CONFERENCE	RALEIGH, NC	1,202.52	1
ANIMAL AND PLANT HEALTH INSPECTION SERVICE	BIO TECHNOLOGY WORKSHOP	ST. LOUIS, MO	1,328.75	1
ANIMAL AND PLANT HEALTH INSPECTION SERVICE	BIO-WAREFARE SAT SYMPOSIUM FOR APHIS	MONTEREY, CA	612.90	1
ANIMAL AND PLANT HEALTH INSPECTION SERVICE	BIRD IDENTIFICATION TASK FORCE MEETING	QUEENS, NY	7,523.84	12
ANIMAL AND PLANT HEALTH INSPECTION SERVICE	BIRDSTRIKE CONFERENCE	ST. LOUIS, MO	680.93	1
ANIMAL AND PLANT HEALTH INSPECTION SERVICE	BORDER CONFERENCE (WITH CANADA)	ATLANTA, GA	1,338.85	1
ANIMAL AND PLANT HEALTH INSPECTION SERVICE	BORDER CONFERENCE AGRICULTURE TABLE TOP CONFERENCE	US CRUISES, NM	1,338.85	1
ANIMAL AND PLANT HEALTH INSPECTION SERVICE	BORDER PORT CONFERENCE	MINOT, ND	1,338.85	1
ANIMAL AND PLANT HEALTH INSPECTION SERVICE	BOVINE TB CONFERENCE	LANSING, MI	1,384.34	1

FY 2006

Agency Name	Conference Name	Location of Travel	Total Costs	Staff Attending
ANIMAL AND PLANT HEALTH INSPECTION SERVICE	BRS CONFERENCE	PRINCE GEORGES, MD	1,439.20	1
ANIMAL AND PLANT HEALTH INSPECTION SERVICE	BRS MEETING	RALEIGH, NC	1,333.02	2
ANIMAL AND PLANT HEALTH INSPECTION SERVICE	BRUCELLOSIS AND TUBERCULOSIS EPI COURSE	DENVER, CO	1,088.91	1
ANIMAL AND PLANT HEALTH INSPECTION SERVICE	BRUCELLOSIS RESEARCH CONFERENCE	LARIMER, CO	15,468.39	12
ANIMAL AND PLANT HEALTH INSPECTION SERVICE	BRUCELLOSIS RESEARCH CONFERENCE	MERIDA, MX	2,886.73	1
ANIMAL AND PLANT HEALTH INSPECTION SERVICE	BUSINESS INTELLIGENCE TOOLS & PORTALS AND CONTENT	LOS ANGELES, CA	1,117.56	2
ANIMAL AND PLANT HEALTH INSPECTION SERVICE	CANAL AVIC & AVIAN HEALTH MANAGEMENT ACTIVITIES	SAN DIEGO, CA	782.30	1
ANIMAL AND PLANT HEALTH INSPECTION SERVICE	CAESAR KLEBERG INSTITUTE CONFERENCE	KINGSVILLE, TX	1,210.55	1
ANIMAL AND PLANT HEALTH INSPECTION SERVICE	CANADA BORDER WORK CONFERENCE	HENKIN, MN	31,241.18	26
ANIMAL AND PLANT HEALTH INSPECTION SERVICE	CANADIAN REGULATORY MEETINGS	SAN ANTONIO, TX	651.00	1
ANIMAL AND PLANT HEALTH INSPECTION SERVICE	CANINE CARE WORKSHOP	KENOSHA, WI	3,681.62	4
ANIMAL AND PLANT HEALTH INSPECTION SERVICE	CAREERS FOR THE DISABLED CONFERENCE	BATON ROUGE, LA	2,864.74	2
ANIMAL AND PLANT HEALTH INSPECTION SERVICE	CARRIBBEAN AMBLYOMIA PROGRAM	NASHVILLE, TN	24,987.62	18
ANIMAL AND PLANT HEALTH INSPECTION SERVICE	CATFISH FARMERS OF AMERICA CONFERENCE	MANHATTAN, NY	1,278.68	1
ANIMAL AND PLANT HEALTH INSPECTION SERVICE	CHARTERED FARMERS OF AMERICA CONFERENCE	SINT MAARTEN, NT	1,043.45	1
ANIMAL AND PLANT HEALTH INSPECTION SERVICE	CHARTERED FARMERS OF AMERICA CONFERENCE	SAN FRANCISCO, CA	535.80	1
ANIMAL AND PLANT HEALTH INSPECTION SERVICE	CHARTERED FARMERS OF AMERICA CONFERENCE	CHANDLER, AZ	9,182.73	6
ANIMAL AND PLANT HEALTH INSPECTION SERVICE	CHARTERED FARMERS OF AMERICA CONFERENCE	CHANTILLY, VA	1,882.48	1
ANIMAL AND PLANT HEALTH INSPECTION SERVICE	CDC CONFERENCE	ATLANTA, GA	2,459.91	2
ANIMAL AND PLANT HEALTH INSPECTION SERVICE	CDC CONFERENCE	DEKALA, GA	1,380.12	1
ANIMAL AND PLANT HEALTH INSPECTION SERVICE	CDC CONFERENCE	ATHENS, GA	1,283.48	1
ANIMAL AND PLANT HEALTH INSPECTION SERVICE	CEAP MANAGEMENT TEAM PLANNING MEETING	FT. COLLINS, CO	1,108.95	1
ANIMAL AND PLANT HEALTH INSPECTION SERVICE	CERIAL LEAF BEETLE CONFERENCE	CHANDLER, AZ	5,495.45	4
ANIMAL AND PLANT HEALTH INSPECTION SERVICE	CERTIFYING TEST AND CONFERENCE OF RESEARCH WORKERS	CHANDLER, AZ	1,068.45	1
ANIMAL AND PLANT HEALTH INSPECTION SERVICE	CESSION PLANNING MEETING	ST. LOUIS, MO	1,408.45	1
ANIMAL AND PLANT HEALTH INSPECTION SERVICE	CFETP CONFERENCE	PRINCE GEORGES, MD	868.28	1
ANIMAL AND PLANT HEALTH INSPECTION SERVICE	CHALLENGE CONSTRAINT IN REGULATING TOBACCO AND NIC	AUSTIN, TX	507.05	1
ANIMAL AND PLANT HEALTH INSPECTION SERVICE	CHALLENGE CONSTRAINT IN REGULATING TOBACCO AND NIC	LEXINGTON, KY	845.45	1
ANIMAL AND PLANT HEALTH INSPECTION SERVICE	CHALLENGE CONSTRAINT IN REGULATING TOBACCO AND NIC	SEATTLE, WA	853.53	1
ANIMAL AND PLANT HEALTH INSPECTION SERVICE	CHALLENGE CONSTRAINT IN REGULATING TOBACCO AND NIC	CHANDLER, AZ	1,068.45	1
ANIMAL AND PLANT HEALTH INSPECTION SERVICE	CIA UNIVERSITY MEETING	FAIRFAX COUNTY, VA	283.34	2
ANIMAL AND PLANT HEALTH INSPECTION SERVICE	CISCO NETWORKERS	LAS VEGAS, NV	4,758.28	3
ANIMAL AND PLANT HEALTH INSPECTION SERVICE	CLASSICAL SWINE FEVER CHANGE CONTROL BOARD MEETING	SAN LUIS OBISPO, CA	259.40	1
ANIMAL AND PLANT HEALTH INSPECTION SERVICE	COLOMBIA US FMD PROGRAM SENIOR GROUP REVIEW MEETIN	AMES, IA	250.28	1
ANIMAL AND PLANT HEALTH INSPECTION SERVICE	COMPUTER FORENSICS MEETING	MEDILLIN, CO	694.83	1
ANIMAL AND PLANT HEALTH INSPECTION SERVICE	COMPUTER FORENSICS MEETING	CHANDLER, AZ	1,068.45	1
ANIMAL AND PLANT HEALTH INSPECTION SERVICE	CONFERENCE AT THE AMERICAN MALACOLOGICA	RALEIGH, NC	1,827.62	2
ANIMAL AND PLANT HEALTH INSPECTION SERVICE	CONFLICT RESOLUTION MEETING	SEATTLE, WA	2,380.17	1
ANIMAL AND PLANT HEALTH INSPECTION SERVICE	COOPERATIVE AG SURVEY (CAPS) MEETING	STARKVILLE, MS	98.50	1
ANIMAL AND PLANT HEALTH INSPECTION SERVICE	COOPERATIVE AGRICULTURE SURVEY (CAPS) MEETING	NASHVILLE, TN	760.87	1
ANIMAL AND PLANT HEALTH INSPECTION SERVICE	COOPERATIVE AGRICULTURE SURVEY (CAPS) MEETING	NASHVILLE, TN	1,211.87	1
ANIMAL AND PLANT HEALTH INSPECTION SERVICE	COSCA CONFERENCE	GUAYACIL, EC	881.40	1
ANIMAL AND PLANT HEALTH INSPECTION SERVICE	COSCA CONFERENCE	CHANDLER, AZ	1,068.45	1
ANIMAL AND PLANT HEALTH INSPECTION SERVICE	COSCA CONFERENCE	FARGO, ND	858.16	2
ANIMAL AND PLANT HEALTH INSPECTION SERVICE	CPHST 2008 INITIATIVE	RALEIGH, NC	684.47	1
ANIMAL AND PLANT HEALTH INSPECTION SERVICE	CPHST ADMIN CONFERENCE	RALEIGH, NC	1,487.90	2
ANIMAL AND PLANT HEALTH INSPECTION SERVICE	CPHST PROGRAM MEETING	RALEIGH, NC	717.08	1
ANIMAL AND PLANT HEALTH INSPECTION SERVICE	CPHST STATE PLANNING MEETING	RIVERDALE, MD	987.30	1
ANIMAL AND PLANT HEALTH INSPECTION SERVICE	CHESTERMAN CONFERENCE	CHANDLER, AZ	1,068.45	1
ANIMAL AND PLANT HEALTH INSPECTION SERVICE	CSF & NEW CASTLE CONFERENCE	MEDILLIN, CO	694.83	1
ANIMAL AND PLANT HEALTH INSPECTION SERVICE	CURRENT NEGOTIATIONS RELATIVE TO PET FOOD DISCUSSI	CHICAGO, IL	488.68	1
ANIMAL AND PLANT HEALTH INSPECTION SERVICE	CUMA MEETING	SUMMIT, CO	316.82	1
ANIMAL AND PLANT HEALTH INSPECTION SERVICE	DCO MEETING	DETROIT, MI	1,243.10	1
ANIMAL AND PLANT HEALTH INSPECTION SERVICE	DCO MEETING	LANSING, MI	1,205.40	1
ANIMAL AND PLANT HEALTH INSPECTION SERVICE	DEEP STUDY MEETING	CHANDLER, AZ	1,068.45	1
ANIMAL AND PLANT HEALTH INSPECTION SERVICE	DEEP STUDY MEETING	BATON ROUGE, LA	438.85	1

FY 2005

Agency Name	Conference Name	Location of Travel	Total Costs	Staff Attending
ANIMAL AND PLANT HEALTH INSPECTION SERVICE	DEVELOPMENTAL ASSIGNMENT FOR ALP	PRINCE GEORGES, MD	1,947.57	1
ANIMAL AND PLANT HEALTH INSPECTION SERVICE	DHS & FADDL CONFERENCE	OLD SAYBROOK, CT	133.20	1
ANIMAL AND PLANT HEALTH INSPECTION SERVICE	DIAG LAB SUPPORT AND FEDERAL LEVELS SEMINAR	MEXICO CITY, MX	536.39	1
ANIMAL AND PLANT HEALTH INSPECTION SERVICE	DIRECTORS PRE SEASON MEETING	SAN ANTONIO, TX	981.91	1
ANIMAL AND PLANT HEALTH INSPECTION SERVICE	DISEASES IN NATURE TRANSMISSIBLE TO MAN CONFERENCE	SAN ANTONIO, TX	1,436.79	1
ANIMAL AND PLANT HEALTH INSPECTION SERVICE	DIR CONFERENCE	CHICAGO, IL	1,436.79	1
ANIMAL AND PLANT HEALTH INSPECTION SERVICE	EAB PROGRAM MEETING	CHICAGO, IL	143.45	1
ANIMAL AND PLANT HEALTH INSPECTION SERVICE	EAB PROGRAM MEETING	SAULT STE MARIE, MI	120.15	1
ANIMAL AND PLANT HEALTH INSPECTION SERVICE	EASTERN AVIC MEETING	SAVANNAH, GA	5,304.53	5
ANIMAL AND PLANT HEALTH INSPECTION SERVICE	EASTERN MANAGERS CONFERENCE	RALEIGH, NC	1,592.37	4
ANIMAL AND PLANT HEALTH INSPECTION SERVICE	EASTERN PLANT BOARD MEETING	NASHVILLE, TN	576.60	1
ANIMAL AND PLANT HEALTH INSPECTION SERVICE	EASTERN PLANT BOARD MEETING	SUSSEX, DE	956.75	1
ANIMAL AND PLANT HEALTH INSPECTION SERVICE	EASTERN REGIONAL EPIDEMIOLOGIST MEETING	RALEIGH, NC	417.26	1
ANIMAL AND PLANT HEALTH INSPECTION SERVICE	EASTERN REGIONAL MANAGER'S CONFERENCE	NASHVILLE, TN	682.35	1
ANIMAL AND PLANT HEALTH INSPECTION SERVICE	EEO MEETING	INDIANAPOLIS, IN	1,747.39	1
ANIMAL AND PLANT HEALTH INSPECTION SERVICE	EEO MEETING	PRINCE GEORGES, MD	999.70	1
ANIMAL AND PLANT HEALTH INSPECTION SERVICE	EEO MEETING	LAS VEGAS, NV	1,369.26	1
ANIMAL AND PLANT HEALTH INSPECTION SERVICE	EEO MEETING	BIRMINGHAM, AL	2,632.46	2
ANIMAL AND PLANT HEALTH INSPECTION SERVICE	EEO MEETING	DENVER, CO	1,139.01	1
ANIMAL AND PLANT HEALTH INSPECTION SERVICE	EEO MEETING	PRINCE GEORGE, MD	602.70	1
ANIMAL AND PLANT HEALTH INSPECTION SERVICE	EEO MEETING	SACRAMENTO, CA	1,139.01	1
ANIMAL AND PLANT HEALTH INSPECTION SERVICE	EEO MEETING	FT COLLINS, CO	1,692.15	2
ANIMAL AND PLANT HEALTH INSPECTION SERVICE	EEO MEETING	SPRING COUNTY, NY	1,721.81	1
ANIMAL AND PLANT HEALTH INSPECTION SERVICE	EMERGING INFECTIOUS ANIMAL DISEASES WORKSHOP	OTTAWA, CA	2,183.32	1
ANIMAL AND PLANT HEALTH INSPECTION SERVICE	EMIT MEETING	ERBIL, IZ	2,922.79	1
ANIMAL AND PLANT HEALTH INSPECTION SERVICE	ENTOMOLOGICAL SOCIETY MEETING	FT COLLINS, CO	951.35	1
ANIMAL AND PLANT HEALTH INSPECTION SERVICE	ENTOMOLOGICAL SOCIETY OF AMERICA	FT LAUDERDALE, FL	4,525.29	3
ANIMAL AND PLANT HEALTH INSPECTION SERVICE	ENTOMOLOGICAL SOCIETY OF AMERICA MEETING	FT LAUDERDALE, FL	987.89	1
ANIMAL AND PLANT HEALTH INSPECTION SERVICE	EPA CONFERENCE	CHICAGO, IL	1,213.30	1
ANIMAL AND PLANT HEALTH INSPECTION SERVICE	EPA CONFERENCE	CINCINNATI, OH	1,213.30	1
ANIMAL AND PLANT HEALTH INSPECTION SERVICE	EPA MEETING	SUSSEX, DE	739.51	1
ANIMAL AND PLANT HEALTH INSPECTION SERVICE	EPI & ECOLOGY OF MYCOBACTERIAL DISEASES MTG	ST. PAUL, MN	1,275.42	2
ANIMAL AND PLANT HEALTH INSPECTION SERVICE	EPPO MEETING	LONDON, UK	1,997.86	1
ANIMAL AND PLANT HEALTH INSPECTION SERVICE	EPPO MEETING	ALAMEDA, CA	1,236.83	1
ANIMAL AND PLANT HEALTH INSPECTION SERVICE	EPPO MEETING	ALAMEDA, CA	1,236.83	1
ANIMAL AND PLANT HEALTH INSPECTION SERVICE	ERADICATION CONFERENCE	NASHVILLE, TN	586.92	2
ANIMAL AND PLANT HEALTH INSPECTION SERVICE	ERADICATION CONFERENCE	NORFOLK, VA	883.19	1
ANIMAL AND PLANT HEALTH INSPECTION SERVICE	ERADICATION CONFERENCE	RALEIGH, NC	1,862.75	1
ANIMAL AND PLANT HEALTH INSPECTION SERVICE	ESA AVIC CONFERENCE	FT LAUDERDALE, FL	3,005.02	2
ANIMAL AND PLANT HEALTH INSPECTION SERVICE	ESA CONFERENCE	FT LAUDERDALE, FL	2,225.67	1
ANIMAL AND PLANT HEALTH INSPECTION SERVICE	ESA CONFERENCE	RALEIGH, NC	968.15	1
ANIMAL AND PLANT HEALTH INSPECTION SERVICE	ESA CONFERENCE	TALLAHASSEE, FL	968.15	1
ANIMAL AND PLANT HEALTH INSPECTION SERVICE	ESA CONFERENCE	SAINT LOUIS, MO	9,470.20	6
ANIMAL AND PLANT HEALTH INSPECTION SERVICE	ET/EPB JOINT MEETING	AURORA, CO	1,320.66	1
ANIMAL AND PLANT HEALTH INSPECTION SERVICE	EU NRS FOR A & NEWCASTLE DISEASE PRESENTATION	SAINT MALO, FR	1,458.90	1
ANIMAL AND PLANT HEALTH INSPECTION SERVICE	EUROPEAN CLASSICAL SWINE FEVER MEETING	BRUSSELS, BE	3,363.75	2
ANIMAL AND PLANT HEALTH INSPECTION SERVICE	EUROPEAN MEDICINES AGENCY (EMA) WORKING GROUP	LONDON, UK	7,664.63	3
ANIMAL AND PLANT HEALTH INSPECTION SERVICE	EUROPEAN MEDICINES AGENCY (EMA) WORKING GROUP	LONDON, UK	7,664.63	3
ANIMAL AND PLANT HEALTH INSPECTION SERVICE	EXECUTIVE TEAM MEETING	AURORA, CO	1,066.33	1
ANIMAL AND PLANT HEALTH INSPECTION SERVICE	EXECUTIVE TEAM MEETING	TARRANT, TX	1,364.00	1
ANIMAL AND PLANT HEALTH INSPECTION SERVICE	EXPLOSIVES CONFERENCE	ASHLAND, VA	1,316.47	1
ANIMAL AND PLANT HEALTH INSPECTION SERVICE	EXPLOSIVES CONFERENCE	BOSTON, MA	3,371.89	1
ANIMAL AND PLANT HEALTH INSPECTION SERVICE	EXPORT CERT. AND INTERNATIONAL NEGOTIATIONS MEETING	TUKESBEE, AL	705.44	1
ANIMAL AND PLANT HEALTH INSPECTION SERVICE	EXPORT CERT. AND INTERNATIONAL NEGOTIATIONS MEETING	PRINCE GEORGES, MD	833.40	1
ANIMAL AND PLANT HEALTH INSPECTION SERVICE	EXPORT CERT. AND INTERNATIONAL NEGOTIATIONS MEETING	SAN JOSE, CO	469.96	1

Affiliations	Conference Name	Location of Travel	Total Costs	Star Allocation
ANIMAL AND PLANT HEALTH INSPECTION SERVICE	EXPORT MEETING	COLUMBIA, MD	1,210.74	2
ANIMAL AND PLANT HEALTH INSPECTION SERVICE	FAM CONFERENCE	BURLINGTON, VT	867.89	2
ANIMAL AND PLANT HEALTH INSPECTION SERVICE	SOUTHERN AIRPORTS CONFERENCE	ATLANTA, GA	963.89	1
ANIMAL AND PLANT HEALTH INSPECTION SERVICE	PULL OR TWS CONFERENCE	MIAMI, FL	1,022.98	4
ANIMAL AND PLANT HEALTH INSPECTION SERVICE	FALL MEETING FOR THE IA BRANCH OF AALAS	KOOSKIPING, IA	91.95	1
ANIMAL AND PLANT HEALTH INSPECTION SERVICE	WORLD VETERINARY MEDICAL ASSOCIATION ANNUAL CONV	MILWAUKEE, WI	3,000.00	1
ANIMAL AND PLANT HEALTH INSPECTION SERVICE	FAAD/AI CONFERENCE	ROME, IT	1,200.03	1
ANIMAL AND PLANT HEALTH INSPECTION SERVICE	FAPOA	HONOLULU, HI	2,662.79	1
ANIMAL AND PLANT HEALTH INSPECTION SERVICE	FAQ/OIE INTERNATIONAL SCIENCE CONFERENCE	ROME, IT	1,752.70	1
ANIMAL AND PLANT HEALTH INSPECTION SERVICE	FARMAR CONFERENCE	NASHVILLE, TN	1,253.98	1
ANIMAL AND PLANT HEALTH INSPECTION SERVICE	FAS MEETING	BEIJING, CH	984.56	1
ANIMAL AND PLANT HEALTH INSPECTION SERVICE	FEDERAL EMPLOYED WOMEN'S (FEW)	WASHINGTON D.C.	32,893.34	25
ANIMAL AND PLANT HEALTH INSPECTION SERVICE	FIELD ACTIVITY REVIEW	JEFFERSON COUNTY, CO	210.64	1
ANIMAL AND PLANT HEALTH INSPECTION SERVICE	FIELD DIRECTORS AND TECHNOLOGIES CONFERENCE	MONTREAL, CA	1,769.07	1
ANIMAL AND PLANT HEALTH INSPECTION SERVICE	FIELD WORK PERTAINING TO WS ACTIVITIES	MINNEAPOLIS, MN	1,424.13	1
ANIMAL AND PLANT HEALTH INSPECTION SERVICE	FIREWOOD FORUM CONFERENCE	DUPAGE, IL	2,067.16	3
ANIMAL AND PLANT HEALTH INSPECTION SERVICE	FLORIDA PESTICIDE WORKSHOP	ORLANDO, FL	2,456.53	2
ANIMAL AND PLANT HEALTH INSPECTION SERVICE	FLYWAY COUNCILS MEETING	ST. LOUIS, MO	1,110.88	1
ANIMAL AND PLANT HEALTH INSPECTION SERVICE	FMD MEETING	VIENNA, AU	1,417.00	1
ANIMAL AND PLANT HEALTH INSPECTION SERVICE	FOREST INSTITUTE MEETING	WARSAW, PL	967.41	1
ANIMAL AND PLANT HEALTH INSPECTION SERVICE	FORES PATHOLOGISTS MEETING	DAVIS, WV	573.20	1
ANIMAL AND PLANT HEALTH INSPECTION SERVICE	FRUIT FLY CONFERENCE SYMPOSIUM	WASHINGTON D.C.	1,030.42	4
ANIMAL AND PLANT HEALTH INSPECTION SERVICE	FUMIGATION LEADERSHIP CONFERENCE	SAN JUAN DE LOS RIOS, CO	1,102.50	1
ANIMAL AND PLANT HEALTH INSPECTION SERVICE	FY 2008 EASTERN ADMINISTRATIVE CONFERENCE	NARLES, EL	1,424.78	1
ANIMAL AND PLANT HEALTH INSPECTION SERVICE	GENE FLOW MEETING - NORTH CENTRAL WILD SCIENCE SOCIETY	SAVANNAH, GA	1,460.21	1
ANIMAL AND PLANT HEALTH INSPECTION SERVICE	GEOGRAPHIC INFORMATION SYSTEMS GIS WORKSHOP	KANSAS CITY, MO	661.24	1
ANIMAL AND PLANT HEALTH INSPECTION SERVICE	GEOGRAPHIC INFORMATION SYSTEMS GIS WORKSHOP	DENVER, CO	967.89	2
ANIMAL AND PLANT HEALTH INSPECTION SERVICE	GEORGIA VETERINARY MEDICAL ASSOCIATION ANNUAL CONV	OAKCROSS, TX	1,413.36	1
ANIMAL AND PLANT HEALTH INSPECTION SERVICE	GFADS-DETERMINATION OF RESOURCES FOR PREVENTION O	BLUNGS ARIES, AR	1,818.49	1
ANIMAL AND PLANT HEALTH INSPECTION SERVICE	GIS CONFERENCE	SUMMIT, UT	4,324.83	3
ANIMAL AND PLANT HEALTH INSPECTION SERVICE	GLOBAL KNOWLEDGE	MIAMI, FL	960.10	1
ANIMAL AND PLANT HEALTH INSPECTION SERVICE	GOVERNMENT CAREER SYMPOSIUM DURING STUDENT AVMA CONFERENCE	MINNEAPOLIS, MN	1,032.28	1
ANIMAL AND PLANT HEALTH INSPECTION SERVICE	GOVERNMENT VIDEO EXPO	WASHINGTON D.C.	1,546.82	1
ANIMAL AND PLANT HEALTH INSPECTION SERVICE	GRASSHOPPER MANAGEMENT BOARD ANNUAL MTG	CHESAPEAKE, VA	611.56	1
ANIMAL AND PLANT HEALTH INSPECTION SERVICE	GREAT LAKES AREA WORKING GROUP ON COLONIAL WATERBORI	DENVER, CO	611.56	1
ANIMAL AND PLANT HEALTH INSPECTION SERVICE	GREAT LAKES TRADE EXPO (THREE CAR INDUSTRY)	TORONTO, CA	832.58	1
ANIMAL AND PLANT HEALTH INSPECTION SERVICE	GREAT LAKES TRADING GROUP MEETING	TORONTO, CA	148.17	1
ANIMAL AND PLANT HEALTH INSPECTION SERVICE	GSA NETWORK SUMMIT	GAND RAPIDS, MI	1,688.45	1
ANIMAL AND PLANT HEALTH INSPECTION SERVICE	GSPSY MOTH AND FOREST PEST MEETING	PARFAX, VA	645.34	1
ANIMAL AND PLANT HEALTH INSPECTION SERVICE	GSPSY MOTH AND FOREST PEST MEETING	PARFAX, VA	2,764.71	2
ANIMAL AND PLANT HEALTH INSPECTION SERVICE	GTPSY MOTH AND FOREST PEST MEETING	AUSTIN, TX	764.71	1
ANIMAL AND PLANT HEALTH INSPECTION SERVICE	HAWAII CONSERVATION CONFERENCE	PORTLAND, OR	1,100.05	1
ANIMAL AND PLANT HEALTH INSPECTION SERVICE	HAWAII DEPT OF AG NPDP PROPOSAL MEETING	HONOLULU, HI	4,955.46	5
ANIMAL AND PLANT HEALTH INSPECTION SERVICE	HEMISPHERIC AVIAN INFLUENZA CONFERENCE	HONOLULU, HI	1,907.43	1
ANIMAL AND PLANT HEALTH INSPECTION SERVICE	HOW TO GATHER AND DOCUMENT FESE REQUIREMENTS	BRASILIA, BR	799.33	1
ANIMAL AND PLANT HEALTH INSPECTION SERVICE	HOW TO GATHER AND DOCUMENT FESE REQUIREMENTS	WASHINGTON D.C.	1,866.48	1
ANIMAL AND PLANT HEALTH INSPECTION SERVICE	HUNTE CORP. CONFERENCE	ALEXANDRIA, VA	606.61	1
ANIMAL AND PLANT HEALTH INSPECTION SERVICE	IACO MEETING	JOPLIN, MO	148.51	1
ANIMAL AND PLANT HEALTH INSPECTION SERVICE	IACRM MEETING	RIO DE JANEIRO, BR	1,147.53	1
ANIMAL AND PLANT HEALTH INSPECTION SERVICE	IACRM MEETING	ADELAIDE, AS	491.20	1
ANIMAL AND PLANT HEALTH INSPECTION SERVICE	IACRM MEETING	COBAGO, IL	810.15	1
ANIMAL AND PLANT HEALTH INSPECTION SERVICE	IACRM MEETING	LAS VEGAS, NV	1,143.53	1
ANIMAL AND PLANT HEALTH INSPECTION SERVICE	IDNPFX EXPO 2008 CONFERENCE	KANSAS CITY, MO	2,470.46	3

Agency Name	Conference Name	Location of Travel	Total Costs	Staff Allocation
ANIMAL AND PLANT HEALTH INSPECTION SERVICE	INCIDENT MANAGEMENT MEETING	MERCER, NJ	863.11	
ANIMAL AND PLANT HEALTH INSPECTION SERVICE	INCIDENT MANAGEMENT MEETING	GAUHI, HI	819.78	
ANIMAL AND PLANT HEALTH INSPECTION SERVICE	INCIDENT MANAGEMENT MEETING	GALLATIN, MT	3,842.05	
ANIMAL AND PLANT HEALTH INSPECTION SERVICE	INCIDENT MANAGEMENT MEETING	MIDDLESEX, NJ	1,451.84	
ANIMAL AND PLANT HEALTH INSPECTION SERVICE	INFECTIOUS DISEASE INFORMATICS CONFERENCE	CHICAGO, IL	843.10	
ANIMAL AND PLANT HEALTH INSPECTION SERVICE	INFECTIOUS DISEASE INFORMATICS CONFERENCE	URBANA, IL	843.10	
ANIMAL AND PLANT HEALTH INSPECTION SERVICE	INFECTIOUS DISEASE INFORMATICS CONFERENCE	MEMPHIS, TN	228.39	
ANIMAL AND PLANT HEALTH INSPECTION SERVICE	INFECTIOUS DISEASE INFORMATICS CONFERENCE	GREENVILLE, SC	1,482.06	
ANIMAL AND PLANT HEALTH INSPECTION SERVICE	INSTITUTE OF FOREST BIOTECHNOLOGY MEETING	VANCOUVER, CANADA	1,285.18	
ANIMAL AND PLANT HEALTH INSPECTION SERVICE	INTERNATIONAL ANIMAL INFLUENZA VET EPI COURSE	FT COLLINS, CO	2,745.88	
ANIMAL AND PLANT HEALTH INSPECTION SERVICE	INTERNATIONAL ANIMAL INFLUENZA VET EPI COURSE	FT COLLINS, CO	2,745.88	
ANIMAL AND PLANT HEALTH INSPECTION SERVICE	INTERNATIONAL BSE CONFERENCE	LONDON, UK	2,373.27	
ANIMAL AND PLANT HEALTH INSPECTION SERVICE	INTERNATIONAL CONFERENCE ON BIOCONTAMINANT FACILITIES	ATLANTA, GA	1,626.05	
ANIMAL AND PLANT HEALTH INSPECTION SERVICE	INTERNATIONAL CONFERENCE ON CONJUGANT MANAGEMENT	ATLANTA, GA	1,626.05	
ANIMAL AND PLANT HEALTH INSPECTION SERVICE	INTERNATIONAL CONFERENCE ON CONJUGANT MANAGEMENT	OTHER, SZ	1,016.31	
ANIMAL AND PLANT HEALTH INSPECTION SERVICE	INTERNATIONAL CONFERENCE ON EMERGING INFECTIOUS DISEASES	ATLANTA, GA	1,016.85	
ANIMAL AND PLANT HEALTH INSPECTION SERVICE	INTERNATIONAL CONFERENCE ON MOLECULAR PLANT MICROBIOLOGY	MERIDA, MX	1,897.55	
ANIMAL AND PLANT HEALTH INSPECTION SERVICE	INTERNATIONAL CONFERENCE ON MOLECULAR PLANT MICROBIOLOGY	OTHER/BEIRAO PRETO, BR	873.86	
ANIMAL AND PLANT HEALTH INSPECTION SERVICE	INTERNATIONAL INTEGRATED PEST MANAGEMENT CONFERENCE	Cairo, EG	2,277.34	
ANIMAL AND PLANT HEALTH INSPECTION SERVICE	INTERNATIONAL LIVESTOCK CONGRESS MEETING	HOUSTON, TX	693.53	
ANIMAL AND PLANT HEALTH INSPECTION SERVICE	INTERNATIONAL PIG SOCIETY MEETING	COPENHAGEN, DA	4,206.75	
ANIMAL AND PLANT HEALTH INSPECTION SERVICE	INTERNATIONAL PROTEA CONFERENCE	SAN DIEGO, CA	2,043.24	
ANIMAL AND PLANT HEALTH INSPECTION SERVICE	INTERNATIONAL SYMPOSIUM ON ANIMAL HEALTH	PORTLAND, OR	2,353.12	
ANIMAL AND PLANT HEALTH INSPECTION SERVICE	INTERNATIONAL SYMPOSIUM ON ANIMAL HEALTH & ZOOLOGICAL MEDICINE	LONDON, UK	2,256.80	
ANIMAL AND PLANT HEALTH INSPECTION SERVICE	INTERNATIONAL SYMPOSIUM ON ANIMAL HEALTH	ATLANTA, GA	1,373.55	
ANIMAL AND PLANT HEALTH INSPECTION SERVICE	INTERNATIONAL SYMPOSIUM ON ANIMAL HEALTH	DAYTONA BEACH, FL	860.92	
ANIMAL AND PLANT HEALTH INSPECTION SERVICE	INTERNATIONAL SYMPOSIUM ON ANIMAL HEALTH	ATLANTA, GA	1,425.46	
ANIMAL AND PLANT HEALTH INSPECTION SERVICE	INTERNATIONAL SYMPOSIUM ON EMERGING ZOOLOGICAL DISEASES	SAN ANTONIO, TX	1,425.46	
ANIMAL AND PLANT HEALTH INSPECTION SERVICE	INTERNATIONAL WIRELESS COMMUNICATIONS EXPO	LAS VEGAS, NV	1,469.78	
ANIMAL AND PLANT HEALTH INSPECTION SERVICE	INTERNATIONAL WOLF CENTER WOLF CONFERENCE	CO SPRINGS, CO	165.00	
ANIMAL AND PLANT HEALTH INSPECTION SERVICE	INTERNATIONAL WOLF CENTER WOLF CONFERENCE	ATLANTIC, NJ	860.57	
ANIMAL AND PLANT HEALTH INSPECTION SERVICE	INTERNATIONAL WOLF CENTER WOLF CONFERENCE	ATLANTA, GA	1,556.86	
ANIMAL AND PLANT HEALTH INSPECTION SERVICE	INTERNATIONAL WOLF CENTER WOLF CONFERENCE	VALLEJO, CA	1,556.86	
ANIMAL AND PLANT HEALTH INSPECTION SERVICE	INTERNATIONAL WOLF CENTER WOLF CONFERENCE	OTTAWA, CA	874.24	
ANIMAL AND PLANT HEALTH INSPECTION SERVICE	INVESTIGATION CASE REVIEWS MEETING	PRINCE GEORGES, MD	1,183.69	
ANIMAL AND PLANT HEALTH INSPECTION SERVICE	IPATA CONFERENCE	LAS VEGAS, NV	2,545.97	
ANIMAL AND PLANT HEALTH INSPECTION SERVICE	IPBS BUDGET PLAN	FT COLLINS, CO	1,587.03	
ANIMAL AND PLANT HEALTH INSPECTION SERVICE	IPBS BUDGET PLAN	FT COLLINS, CO	1,587.03	
ANIMAL AND PLANT HEALTH INSPECTION SERVICE	IPM CONFERENCE	SAN ANTONIO, TX	1,719.35	
ANIMAL AND PLANT HEALTH INSPECTION SERVICE	IPM CONFERENCE	SAN ANTONIO, TX	1,719.35	
ANIMAL AND PLANT HEALTH INSPECTION SERVICE	IPM CONFERENCE	RALEIGH, NC	1,118.88	
ANIMAL AND PLANT HEALTH INSPECTION SERVICE	IPM CONFERENCE	RALEIGH, NC	1,118.88	
ANIMAL AND PLANT HEALTH INSPECTION SERVICE	IPM CONFERENCE	COPENHAGEN, DA	1,985.40	
ANIMAL AND PLANT HEALTH INSPECTION SERVICE	IPM CONFERENCE	COPENHAGEN, DA	1,985.40	
ANIMAL AND PLANT HEALTH INSPECTION SERVICE	IPM CONFERENCE	CO SPRINGS, CO	757.40	
ANIMAL AND PLANT HEALTH INSPECTION SERVICE	IPM CONFERENCE	CO SPRINGS, CO	757.40	
ANIMAL AND PLANT HEALTH INSPECTION SERVICE	IPM CONFERENCE	ATLANTA, GA	2,500.60	
ANIMAL AND PLANT HEALTH INSPECTION SERVICE	IPM CONFERENCE	ATLANTA, GA	2,500.60	
ANIMAL AND PLANT HEALTH INSPECTION SERVICE	ISO 9000 CONFERENCE	LAS VEGAS, NV	1,285.50	
ANIMAL AND PLANT HEALTH INSPECTION SERVICE	ISVET CONFERENCE	CARIN, AS	1,440.53	
ANIMAL AND PLANT HEALTH INSPECTION SERVICE	ISVET CONFERENCE	ST. LOUIS, MO	2,454.38	
ANIMAL AND PLANT HEALTH INSPECTION SERVICE	ISVET CONFERENCE	ST. LOUIS, MO	2,454.38	
ANIMAL AND PLANT HEALTH INSPECTION SERVICE	IT BUDGET CONFERENCE	PRINCE GEORGES, MD	4,365.61	
ANIMAL AND PLANT HEALTH INSPECTION SERVICE	IT BUDGET CONFERENCE	PRINCE GEORGES, MD	4,365.61	
ANIMAL AND PLANT HEALTH INSPECTION SERVICE	IT BUDGET CONFERENCE	RALEIGH, NC	1,876.36	
ANIMAL AND PLANT HEALTH INSPECTION SERVICE	IT BUDGET CONFERENCE	RALEIGH, NC	1,876.36	
ANIMAL AND PLANT HEALTH INSPECTION SERVICE	IT COORDINATORS CONFERENCE	MADISON, WI	935.30	
ANIMAL AND PLANT HEALTH INSPECTION SERVICE	IT COORDINATORS CONFERENCE	LAS VEGAS, NV	935.77	
ANIMAL AND PLANT HEALTH INSPECTION SERVICE	IT SERVICE MGMT CONFERENCE AND EXPO	LAS VEGAS, NV	8,441.31	
ANIMAL AND PLANT HEALTH INSPECTION SERVICE	IT SERVICE MGMT CONFERENCE AND EXPO	HASTINGS, NE	1,441.31	
ANIMAL AND PLANT HEALTH INSPECTION SERVICE	IT SERVICE MGMT CONFERENCE AND EXPO	LOS ANGELES, CA	503.96	
ANIMAL AND PLANT HEALTH INSPECTION SERVICE	IT SERVICE MGMT CONFERENCE AND EXPO	LOS ANGELES, CA	503.96	

FY 2006

Agency	Conference Name	Location of Travel	Total Costs	Staff Attending
ANIMAL AND PLANT HEALTH INSPECTION SERVICE	JACOB PANDEMIC INFLUENZA WORKING GROUP	CO SPRINGS, CO	602.55	1
ANIMAL AND PLANT HEALTH INSPECTION SERVICE	JOINT APSANIA ANNUAL MEETING	QUEBEC, CANADA	2,066.70	1
ANIMAL AND PLANT HEALTH INSPECTION SERVICE	JOINT FAO/IE INTERNATIONAL SCIENTIFIC CONFERENCE	HONOLULU, HI	4,333.13	1
ANIMAL AND PLANT HEALTH INSPECTION SERVICE	JOINT MSAA/APS MEETING	QUEBEC, CANADA	4,808.10	2
ANIMAL AND PLANT HEALTH INSPECTION SERVICE	KANSAS WHEAT GROWERS CONFERENCE	WICHITA, KS	557.95	1
ANIMAL AND PLANT HEALTH INSPECTION SERVICE	RESEARCH WORKSHOPS	ATLANTA, GA	1,579.85	1
ANIMAL AND PLANT HEALTH INSPECTION SERVICE	LABOR/EMPLOYEE RELATIONS CONFERENCE	ATLANTA, GA	2,077.43	1
ANIMAL AND PLANT HEALTH INSPECTION SERVICE	LEADS COURSE	MINNEAPOLIS, MN	166.80	1
ANIMAL AND PLANT HEALTH INSPECTION SERVICE	LEADERSHIP PROGRAM WORKSHOP	EAGLE, CO	777.83	1
ANIMAL AND PLANT HEALTH INSPECTION SERVICE	LIVE BRO MARKET WORKING GROUP MEETING	CHARLOTTEVILLE, VA	5,841.18	4
ANIMAL AND PLANT HEALTH INSPECTION SERVICE	LIVE BRO MARKET WORKING GROUP MEETING	TALLAHASSEE, FL	1,222.00	1
ANIMAL AND PLANT HEALTH INSPECTION SERVICE	MANAGEMENT OF CHANGE	ST. LOUIS, MO	1,222.00	1
ANIMAL AND PLANT HEALTH INSPECTION SERVICE	LONG RANGE PLANNING CONFERENCE FOR ACS	WASHINGTON, D.C.	687.10	1
ANIMAL AND PLANT HEALTH INSPECTION SERVICE	LOTUS SPHERE CONFERENCE	ORLANDO, FL	26,741.55	23
ANIMAL AND PLANT HEALTH INSPECTION SERVICE	MANAGEMENT OF CHANGE	MILWAUKEE, WI	1,876.54	2
ANIMAL AND PLANT HEALTH INSPECTION SERVICE	MANDATORY SECURITY OVERSEAS SEMINAR	HILTON HEAD, SC	605.77	1
ANIMAL AND PLANT HEALTH INSPECTION SERVICE	MEDICAL ADVISORY BOARD CONFERENCE	ARLINGTON, VA	1,307.75	1
ANIMAL AND PLANT HEALTH INSPECTION SERVICE	METEXL BROADBAND ALTERNATIVES CONFERENCE	LOS ANGELES, CA	4,204.38	3
ANIMAL AND PLANT HEALTH INSPECTION SERVICE	MEXICAN ANIMAL HEALTH COUNCIL CONASA	SAN DIEGO, CA	569.92	1
ANIMAL AND PLANT HEALTH INSPECTION SERVICE	MEXICAN ASSOCIATION FOR VETERINARY EPIDEMIOLOGY	MEXICO CITY, MX	756.75	1
ANIMAL AND PLANT HEALTH INSPECTION SERVICE	MICROSOFT PUBLIC SECTOR CONFERENCE	MORELIA, MI	2,746.76	2
ANIMAL AND PLANT HEALTH INSPECTION SERVICE	MICROSOFT SECURITY SUMMIT WEST	SEATTLE, WA	1,596.57	1
ANIMAL AND PLANT HEALTH INSPECTION SERVICE	MID-ATLANTIC STATES ANNUAL CONFERENCE	SEATTLE, WA	652.20	1
ANIMAL AND PLANT HEALTH INSPECTION SERVICE	MID-ATLANTIC STATES ANNUAL CONFERENCE	APPROMATOV, VA	646.69	1
ANIMAL AND PLANT HEALTH INSPECTION SERVICE	MID-ATLANTIC STATES ANNUAL CONFERENCE	LYNCHBURG, VA	255.26	1
ANIMAL AND PLANT HEALTH INSPECTION SERVICE	MIDWEST CONFERENCE	GRAND RAPIDS, MI	312.20	1
ANIMAL AND PLANT HEALTH INSPECTION SERVICE	MIDWEST FISH & WILDLIFE CONFERENCE	GRAND RAPIDS, MI	269.46	1
ANIMAL AND PLANT HEALTH INSPECTION SERVICE	MIDWEST POULTRY FOUNDATION CONFERENCE	GRAND RAPIDS, MI	1,478.17	1
ANIMAL AND PLANT HEALTH INSPECTION SERVICE	MIDWEST WOLF STEWARDS MEETING	WATERSMEET, MI	72.98	1
ANIMAL AND PLANT HEALTH INSPECTION SERVICE	MILWAUKEE CONFERENCE	ST. LOUIS, MO	1,482.00	1
ANIMAL AND PLANT HEALTH INSPECTION SERVICE	MINS WORKSHOP IN FORT COLLINS, CO	FT. COLLINS, CO	829.97	1
ANIMAL AND PLANT HEALTH INSPECTION SERVICE	MINORITIES IN AGRICULTURE, NATURAL RESOURCES AND RELATED SCIENCES (MANRRS) WORKSHOP	MINNEAPOLIS, MN	1,910.31	1
ANIMAL AND PLANT HEALTH INSPECTION SERVICE	MIS DATA TECH CONFERENCE	STATE COLLEGE, PA	1,016.99	4
ANIMAL AND PLANT HEALTH INSPECTION SERVICE	MIS DATA TECH CONFERENCE	FT. COLLINS, CO	5,330.01	3
ANIMAL AND PLANT HEALTH INSPECTION SERVICE	MIS DATA TECH CONFERENCE	ST. LOUIS, MO	2,805.72	1
ANIMAL AND PLANT HEALTH INSPECTION SERVICE	MIS DATA TECH CONFERENCE	MINNEAPOLIS, MN	918.28	1
ANIMAL AND PLANT HEALTH INSPECTION SERVICE	MIS DATA TECH CONFERENCE	MINNEAPOLIS, MN	1,120.37	1
ANIMAL AND PLANT HEALTH INSPECTION SERVICE	MIS DATA TECH CONFERENCE	CINCINNATI, OH	1,579.90	1
ANIMAL AND PLANT HEALTH INSPECTION SERVICE	MIS DATA TECH CONFERENCE	FT. COLLINS, CO	1,712.85	1
ANIMAL AND PLANT HEALTH INSPECTION SERVICE	MIS DATA TECH CONFERENCE	MINNEAPOLIS, MN	618.95	1
ANIMAL AND PLANT HEALTH INSPECTION SERVICE	MIS DATA TECH CONFERENCE	COLUMBIA, MD	1,000.00	1
ANIMAL AND PLANT HEALTH INSPECTION SERVICE	MIS DATA TECH CONFERENCE	RALEIGH, NC	2,066.02	2
ANIMAL AND PLANT HEALTH INSPECTION SERVICE	MIS DATA TECH CONFERENCE	PRINCE GEORGES, MD	620.60	1
ANIMAL AND PLANT HEALTH INSPECTION SERVICE	MIS DATA TECH CONFERENCE	FT. COLLINS, CO	759.01	1
ANIMAL AND PLANT HEALTH INSPECTION SERVICE	MIS DATA TECH CONFERENCE	RALEIGH, NC	873.82	1
ANIMAL AND PLANT HEALTH INSPECTION SERVICE	MIS DATA TECH CONFERENCE	SAN ANTONIO, TX	473.86	1
ANIMAL AND PLANT HEALTH INSPECTION SERVICE	MIS DATA TECH CONFERENCE	PUERTO VALLARTA, MX	1,944.42	4
ANIMAL AND PLANT HEALTH INSPECTION SERVICE	MIS DATA TECH CONFERENCE	MERIDA, MX	748.11	1
ANIMAL AND PLANT HEALTH INSPECTION SERVICE	MIS DATA TECH CONFERENCE	PUERTO VALLARTA, MX	7,506.37	5
ANIMAL AND PLANT HEALTH INSPECTION SERVICE	MIS DATA TECH CONFERENCE	FAIRFAX, VA	1,056.89	1
ANIMAL AND PLANT HEALTH INSPECTION SERVICE	MIS DATA TECH CONFERENCE	KANSAS CITY, MO	1,195.77	1
ANIMAL AND PLANT HEALTH INSPECTION SERVICE	MIS DATA TECH CONFERENCE	COLUMBIA, MD	1,000.00	1
ANIMAL AND PLANT HEALTH INSPECTION SERVICE	MIS DATA TECH CONFERENCE	CINCINNATI, OH	920.85	1

FY 2006

Agency Name	Conference Name	Location of Travel	Total Costs	Staff Attending
ANIMAL AND PLANT HEALTH INSPECTION SERVICE	NATIONAL CAPS MEETING	NASHVILLE, TN	1,971.19	1
ANIMAL AND PLANT HEALTH INSPECTION SERVICE	NATIONAL CONFERENCE ON ANIMALS IN DISASTER	ARLINGTON, VA	1,728.10	1
ANIMAL AND PLANT HEALTH INSPECTION SERVICE	NATIONAL CONFERENCE OF NATIVE AMERICAN FISH & WILDLIFE SOCIETY	BART HARBOR, ME	1,599.39	1
ANIMAL AND PLANT HEALTH INSPECTION SERVICE	NATIONAL CORN GROWERS ASSOCIATION MEETING	ST. LOUIS, MO	461.85	1
ANIMAL AND PLANT HEALTH INSPECTION SERVICE	NATIONAL EXPLOSIVES CONFERENCE	ASHLAND, VA	1,081.87	1
ANIMAL AND PLANT HEALTH INSPECTION SERVICE	NATIONAL FARMER'S ASSOCIATION CONFERENCE	ST. LOUIS, MO	1,089.92	1
ANIMAL AND PLANT HEALTH INSPECTION SERVICE	NATIONAL INSTITUTE FOR ANIMAL AGRICULTURE	LOUISVILLE, KY	3,351.45	4
ANIMAL AND PLANT HEALTH INSPECTION SERVICE	NATIONAL INSTITUTE FOR ANIMAL AGRICULTURE (NIAA) EXPO	LOUISVILLE, KY	1,263.32	1
ANIMAL AND PLANT HEALTH INSPECTION SERVICE	NATIONAL INSTITUTE FOR ANIMAL AGRICULTURE (NIAA) EXPO	JACKSON, MO	402.98	1
ANIMAL AND PLANT HEALTH INSPECTION SERVICE	NATIONAL INSTITUTE FOR ANIMAL AGRICULTURE (NIAA) EXPO	KANSAS CITY, MO	634.53	1
ANIMAL AND PLANT HEALTH INSPECTION SERVICE	NATIONAL MULTIHAZARD SYMPOSIUM	DURHAM, NC	1,645.35	1
ANIMAL AND PLANT HEALTH INSPECTION SERVICE	NATIONAL PLANT BOARD MEETING	BART HARBOR, ME	1,014.90	1
ANIMAL AND PLANT HEALTH INSPECTION SERVICE	NATIONAL PLANT BOARD MEETING	MILWAUKEE, WI	1,278.80	1
ANIMAL AND PLANT HEALTH INSPECTION SERVICE	NATIONAL PLANT BOARD MEETING	MEMPHIS, TN	18,268.55	15
ANIMAL AND PLANT HEALTH INSPECTION SERVICE	NATIONAL POULTRY IMPROVEMENT PLANS BIENNIAL CONFERENCE	MILWAUKEE, WI	9,579.90	5
ANIMAL AND PLANT HEALTH INSPECTION SERVICE	NATIONAL POULTRY MEETING	PORTLAND, OR	659.89	1
ANIMAL AND PLANT HEALTH INSPECTION SERVICE	NATIONAL RABBIT MEETING	ATLANTA, GA	1,467.85	1
ANIMAL AND PLANT HEALTH INSPECTION SERVICE	NATIONAL STATE LEGISLATURES CONFERENCE	NASHVILLE, TN	946.77	1
ANIMAL AND PLANT HEALTH INSPECTION SERVICE	NATIONAL TRAPPERS ASSOCIATION ANNUAL CONFERENCE	HUTCHINSON, KS	3,576.87	2
ANIMAL AND PLANT HEALTH INSPECTION SERVICE	NATIONAL TURKEY FEDERATION	ORLANDO, FL	5,152.93	6
ANIMAL AND PLANT HEALTH INSPECTION SERVICE	NATIONAL WEST NILE VIRUS CONFERENCE	SAN FRANCISCO, CA	1,621.41	1
ANIMAL AND PLANT HEALTH INSPECTION SERVICE	NATIONAL WILD PIG CONFERENCE	MOBILE, AL	974.73	1
ANIMAL AND PLANT HEALTH INSPECTION SERVICE	NATIONAL WORKS CONFERENCE ON ANIMALS AND DISABILITY CONFERENCE	CHICAGO, IL	1,341.30	1
ANIMAL AND PLANT HEALTH INSPECTION SERVICE	NATIONAL WYOMING CONFERENCE	CHICAGO, IL	1,439.48	1
ANIMAL AND PLANT HEALTH INSPECTION SERVICE	NATIVE AMERICAN NATIONAL CONFERENCE	MESCALERO, NM	1,385.99	2
ANIMAL AND PLANT HEALTH INSPECTION SERVICE	NAVAL RESERVISTS FOR AGRICULTURE PRECLEARANCE TRA	LAS VEGAS, NV	587.06	1
ANIMAL AND PLANT HEALTH INSPECTION SERVICE	NAVAL RESERVISTS FOR AGRICULTURE PRECLEARANCE TRA	WILLIAMSBURG, VA	780.33	1
ANIMAL AND PLANT HEALTH INSPECTION SERVICE	NAVAL RESERVISTS FOR AGRICULTURE PRECLEARANCE TRA	MADISON, WI	525.53	1
ANIMAL AND PLANT HEALTH INSPECTION SERVICE	NAVAL RESERVISTS FOR AGRICULTURE PRECLEARANCE TRA	RALEIGH, NC	2,319.16	2
ANIMAL AND PLANT HEALTH INSPECTION SERVICE	NAVAL RESERVISTS FOR AGRICULTURE PRECLEARANCE TRA	MADISON, WI	965.37	2
ANIMAL AND PLANT HEALTH INSPECTION SERVICE	NAVAL RESERVISTS FOR AGRICULTURE PRECLEARANCE TRA	ELLERIE, NC	58.50	1
ANIMAL AND PLANT HEALTH INSPECTION SERVICE	NEARVA CONFERENCE	BURLINGTON, VT	441.18	1
ANIMAL AND PLANT HEALTH INSPECTION SERVICE	NEBRASKA LEADS MEETING	LINCOLN, NE	865.63	1
ANIMAL AND PLANT HEALTH INSPECTION SERVICE	NEBRASKA LEADS MEETING	CHICAGO, IL	1,618.74	1
ANIMAL AND PLANT HEALTH INSPECTION SERVICE	NETWORKERS CONFERENCE	LAS VEGAS, NV	1,588.76	2
ANIMAL AND PLANT HEALTH INSPECTION SERVICE	NEW ADVANCES IN DISEASE DIAGNOSIS/TREATMENT	ORLANDO, FL	1,451.93	1
ANIMAL AND PLANT HEALTH INSPECTION SERVICE	NEW FACILITIES SPECIAL INSPECTION	SAINT MALO, FR	1,271.19	1
ANIMAL AND PLANT HEALTH INSPECTION SERVICE	NIS CONFERENCE	KANSAS CITY, MO	595.95	1
ANIMAL AND PLANT HEALTH INSPECTION SERVICE	NIS CONFERENCE	WASHINGTON, D.C.	2,460.23	1
ANIMAL AND PLANT HEALTH INSPECTION SERVICE	NIS CONFERENCE	BERKELEY, CA	350.96	1
ANIMAL AND PLANT HEALTH INSPECTION SERVICE	NIS CONFERENCE	ORLANDO, FL	1,890.70	2
ANIMAL AND PLANT HEALTH INSPECTION SERVICE	NORTH AMERICAN CUSTOMER SERVICE CONFERENCE	PRINCE GEORGES, MD	2,777.58	1
ANIMAL AND PLANT HEALTH INSPECTION SERVICE	NORTH AMERICAN DEER FARMERS ASSOCIATION CONFERENCE	CHARLESTON, WV	284.72	1
ANIMAL AND PLANT HEALTH INSPECTION SERVICE	NORTH AMERICAN DEER FARMERS ASSOCIATION MEETING	PUERTO VALLARTA, MX	1,007.89	2
ANIMAL AND PLANT HEALTH INSPECTION SERVICE	NORTH AMERICAN PLANT CONFERENCE	KEARNEY, NE	844.88	2
ANIMAL AND PLANT HEALTH INSPECTION SERVICE	NORTH AMERICAN PRARIE CONFERENCE	KEARNEY, NE	368.80	1
ANIMAL AND PLANT HEALTH INSPECTION SERVICE	NORTH AMERICAN WILDLIFE AND NATURAL RESOURCES CONFERENCE	COLUMBUS, OH	871.34	2
ANIMAL AND PLANT HEALTH INSPECTION SERVICE	NORTH CENTRAL AVIAN DISEASE CONFERENCE	ST. PAUL, MN	1,198.59	1
ANIMAL AND PLANT HEALTH INSPECTION SERVICE	NORTH EASTERN UNITED STATES ANIMAL HEALTH ASSOCIATION (NEUSAH) MEETING	LOUISVILLE, KY	3,638.25	6
ANIMAL AND PLANT HEALTH INSPECTION SERVICE	NORTH EASTERN UNITED STATES ANIMAL HEALTH ASSOCIATION (NEUSAH) MEETING	ATLANTIC, NJ	1,238.01	1
ANIMAL AND PLANT HEALTH INSPECTION SERVICE	NORTH USANA MEETING	MADISON, WI	1,238.01	1
ANIMAL AND PLANT HEALTH INSPECTION SERVICE	NORTH EASTERN UNITED STATES ANIMAL HEALTH ASSOCIATION (NEUSAH) MEETING	ATLANTIC CITY, NJ	1,238.01	1
ANIMAL AND PLANT HEALTH INSPECTION SERVICE	NORTH EAST FISH & WILDLIFE CONFERENCE	BURLINGTON, VT	1,738.56	1



FY 2006

Agency Name	Conference Name	Location of Travel	Total Costs	Staff Attending
ANIMAL AND PLANT HEALTH INSPECTION SERVICE	NORTHEAST FUR RESOURCES TECHNICAL COMMITTEE	NEWFOUNDLAND, CA	2,241.68	1
ANIMAL AND PLANT HEALTH INSPECTION SERVICE	NORTHEAST WILD SCI SOC STUDENT CONTEST	ELKTON, MD	429.14	1
ANIMAL AND PLANT HEALTH INSPECTION SERVICE	NPIP AVIAN INFLUENZA DIAGNOSTIC WORKSHOP	ATHENS, GA	1,383.30	1
ANIMAL AND PLANT HEALTH INSPECTION SERVICE	NPIP HSHT LPAI PROGRAM MEETING	INDIANAPOLIS, IN	1,327.85	1
ANIMAL AND PLANT HEALTH INSPECTION SERVICE	NPIP HSHT LPAI PROGRAM MEETING	HOT SPRINGS, AR	787.87	1
ANIMAL AND PLANT HEALTH INSPECTION SERVICE	NPIP HSHT LPAI PROGRAM MEETING	INDIANAPOLIS, IN	984.36	1
ANIMAL AND PLANT HEALTH INSPECTION SERVICE	NPIP HSHT LPAI PROGRAM MEETING	RALEIGH, NC	1,268.47	1
ANIMAL AND PLANT HEALTH INSPECTION SERVICE	NPIP INFORMATION PRESENTATION AT USAAH	HERSHEY, PA	230.10	1
ANIMAL AND PLANT HEALTH INSPECTION SERVICE	NSA SUNFLOWER RESEARCH FORUM	FARGO, ND	1,200.38	1
ANIMAL AND PLANT HEALTH INSPECTION SERVICE	NSA CONFERENCE	ANAHEIM, CA	5,078.96	5
ANIMAL AND PLANT HEALTH INSPECTION SERVICE	NWABR CONFERENCE	SEASIDE, CA	897.16	1
ANIMAL AND PLANT HEALTH INSPECTION SERVICE	OFFICE OF EMERGENCY MANAGEMENT/SECURITY	WASHINGTON, D.C.	447.17	1
ANIMAL AND PLANT HEALTH INSPECTION SERVICE	OFFICE OF PERSONNEL MANAGEMENT (OPM) FEDERAL WORKFORCE CONFERENCE	BALTIMORE, MD	11,938.11	7
ANIMAL AND PLANT HEALTH INSPECTION SERVICE	OPWIM CONFERENCE	TALLAHASSEE, FL	272.80	1
ANIMAL AND PLANT HEALTH INSPECTION SERVICE	OHO VETERINARIANS EMERGENCY RESPONSE TEAMS MEETIN	COLUMBUS, OH	604.82	1
ANIMAL AND PLANT HEALTH INSPECTION SERVICE	OKLAHOMA WILDLIFE SERVICES STATE MEETING	TULSA, OK	1,690.19	2
ANIMAL AND PLANT HEALTH INSPECTION SERVICE	OKLAHOMA WILDLIFE SERVICES STATE MEETING	TULSA, OK	1,690.19	2
ANIMAL AND PLANT HEALTH INSPECTION SERVICE	OKLAHOMA WILDLIFE SERVICES STATE MEETING	MANILA, RP	1,531.13	1
ANIMAL AND PLANT HEALTH INSPECTION SERVICE	OKLAHOMA WILDLIFE SERVICES STATE MEETING	CARMEL/MONTEREY, CA	1,532.09	1
ANIMAL AND PLANT HEALTH INSPECTION SERVICE	P. RAMORUM WORKSHOP	HARRISBURG, PA	287.79	1
ANIMAL AND PLANT HEALTH INSPECTION SERVICE	P. A. R. T. AT GIANT HOGWEED MEETING	ISLE OF MAUI, HI	2,448.64	1
ANIMAL AND PLANT HEALTH INSPECTION SERVICE	PACIFIC BRANCH ESA CONVENTION	EUGENE, OR	1,616.80	1
ANIMAL AND PLANT HEALTH INSPECTION SERVICE	PAPROTS INTERNATIONAL SYMPOSIUM 2006	LOS ANGELES, CA	1,528.48	1
ANIMAL AND PLANT HEALTH INSPECTION SERVICE	PATCHLINK CONFERENCE	BOSTON, MA	764.24	1
ANIMAL AND PLANT HEALTH INSPECTION SERVICE	PEER REVIEW - NAPRO IN CANADA	ORLANDO, FL	4,420.31	1
ANIMAL AND PLANT HEALTH INSPECTION SERVICE	PERFORMANCE MEASUREMENT WORK SHOP USAHA/STAFF OFFI	PRINCE GEORGES, MD	3,355.22	1
ANIMAL AND PLANT HEALTH INSPECTION SERVICE	PEST RISK COMMITTEE MEETING	YUMA, AZ	616.99	2
ANIMAL AND PLANT HEALTH INSPECTION SERVICE	PHEASANT FARMERS MEETING	WINNESTON, WI	1,137.46	1
ANIMAL AND PLANT HEALTH INSPECTION SERVICE	PHEASANT FARMERS MEETING	ST. LOUIS, MO	1,137.46	1
ANIMAL AND PLANT HEALTH INSPECTION SERVICE	PLANT AND ANIMAL GENOME XVI CONFERENCE	SAN DIEGO, CA	1,631.06	1
ANIMAL AND PLANT HEALTH INSPECTION SERVICE	PLANT PESTS WORKSHOP	GAINESVILLE, FL	143.23	1
ANIMAL AND PLANT HEALTH INSPECTION SERVICE	PLANTS GENETICS CONFERENCE	SALT LAKE CITY, UT	882.71	1
ANIMAL AND PLANT HEALTH INSPECTION SERVICE	PLP'S MEETING	LEXINGTON, KY	886.60	1
ANIMAL AND PLANT HEALTH INSPECTION SERVICE	POSTER PRESENTATION WORKSHOP	ADAMSVILLE, OH	1,230.20	1
ANIMAL AND PLANT HEALTH INSPECTION SERVICE	POTATO PEST WORKSHOP	TULSA, OK	981.50	1
ANIMAL AND PLANT HEALTH INSPECTION SERVICE	POLITRY DISEASE RESPONSE CONFERENCE	TALLAHASSEE, FL	240.80	1
ANIMAL AND PLANT HEALTH INSPECTION SERVICE	POLITRY HEALTH AND CONDEMNATIONS MEETING	DENVER, CO	890.09	1
ANIMAL AND PLANT HEALTH INSPECTION SERVICE	PPQ EXECUTIVE TEAM PRESENTATION	ATLANTA, GA	479.85	1
ANIMAL AND PLANT HEALTH INSPECTION SERVICE	PRE RETIREMENT PLANNING	BOSTON, MA	1,171.91	1
ANIMAL AND PLANT HEALTH INSPECTION SERVICE	PRIMARRENA CONFERENCE	ATLANTA, GA	1,171.91	1
ANIMAL AND PLANT HEALTH INSPECTION SERVICE	PROCEEDINGS OF THE 1ST STOCK INTERNATIO	ATLANTA, GA	2,881.52	2
ANIMAL AND PLANT HEALTH INSPECTION SERVICE	PRODUCE MARKETING ASSOCIATION (PMA) FRESH SUMMIT INTERNATIONAL CONVENTION AND	ATLANTA, GA	2,881.52	2
ANIMAL AND PLANT HEALTH INSPECTION SERVICE	EXPOSITION	TALLAHASSEE, FL	1,774.89	1
ANIMAL AND PLANT HEALTH INSPECTION SERVICE	PROFESSIONAL AGRICULTURAL WORKERS CONFERENCE	TALLAHASSEE, FL	1,774.89	1
ANIMAL AND PLANT HEALTH INSPECTION SERVICE	PROJECT MANAGEMENT CONFERENCE	LAS VEGAS, NV	1,773.67	1
ANIMAL AND PLANT HEALTH INSPECTION SERVICE	PRIR CONFERENCE	ST. LOUIS, MO	788.31	1
ANIMAL AND PLANT HEALTH INSPECTION SERVICE	PUBLIC AFFAIRS MEETING	ELKINS, WV	448.04	1
ANIMAL AND PLANT HEALTH INSPECTION SERVICE	PUBLIC AFFAIRS STAFF SUPPORT MEETING	ELKINS, WV	448.04	1
ANIMAL AND PLANT HEALTH INSPECTION SERVICE	PUBLIC AFFAIRS STAFF SUPPORT MEETING	MIAMI, FL	2,487.33	1
ANIMAL AND PLANT HEALTH INSPECTION SERVICE	Q-37, PIS & NURSERY OVERVIEW	MIAMI, FL	1,178.88	1
ANIMAL AND PLANT HEALTH INSPECTION SERVICE	Q-58 PUBLIC HEARINGS	MIAMI, FL	1,922.07	1
ANIMAL AND PLANT HEALTH INSPECTION SERVICE	OPAS IN 2005 ANNUAL GYPSY MOTH REVIEW	PHILADELPHIA, PA	921.84	1
ANIMAL AND PLANT HEALTH INSPECTION SERVICE	RABIES BOGUSSE MEETING	SAVANNAH, GA	5,027.22	5
ANIMAL AND PLANT HEALTH INSPECTION SERVICE	RABIES CONFERENCE	SAVANNAH, GA	5,027.22	5



FY 2006

Agency/Service	Conference Name	Location of Travel	Total Costs	Staff Attending
ANIMAL AND PLANT HEALTH INSPECTION SERVICE	RABIES IN THE AMERICAS CONFERENCE	OTTAWA, CA	6,935.07	5
ANIMAL AND PLANT HEALTH INSPECTION SERVICE	RABIES MANAGEMENT CONFERENCE	JACKSONVILLE, FL	9,236.18	13
ANIMAL AND PLANT HEALTH INSPECTION SERVICE	RABIES VACCINATION IN DOGS CONFERENCE	ATLANTA, GA	2,787.65	1
ANIMAL AND PLANT HEALTH INSPECTION SERVICE	REGIONAL COORDINATOR MEETING	ORANGE, CA	600.40	1
ANIMAL AND PLANT HEALTH INSPECTION SERVICE	REGIONAL COORDINATOR MEETING	DENVER, CO	1,422.83	1
ANIMAL AND PLANT HEALTH INSPECTION SERVICE	REGIONAL COORDINATOR MEETING	RALEIGH, NC	1,239.97	1
ANIMAL AND PLANT HEALTH INSPECTION SERVICE	REGIONAL SAFETY AND HEALTH COMMITTEE MEETING	QUEBEC, CANADA	1,475.98	1
ANIMAL AND PLANT HEALTH INSPECTION SERVICE	REGULATORY PLANT PATHOLOGY COMMITTEE MEETING	COLUMBIA, MD	1,204.30	1
ANIMAL AND PLANT HEALTH INSPECTION SERVICE	REMOTE PEST ID PROGRAM TECHNICAL WORKSHOP	COLUMBIA, MD	1,394.52	1
ANIMAL AND PLANT HEALTH INSPECTION SERVICE	RES WORKERS ON ANIMAL DISEASE (CRWAD)	ST. LOUIS, MO	377.94	1
ANIMAL AND PLANT HEALTH INSPECTION SERVICE	RETIREMENT SEMINAR	DENVER, CO	490.10	1
ANIMAL AND PLANT HEALTH INSPECTION SERVICE	RETIREMENT SEMINAR	SAV. LAKE CITY, UT	620.26	1
ANIMAL AND PLANT HEALTH INSPECTION SERVICE	RETIREMENT SEMINAR	FT. COLLINS, CO	1,584.86	1
ANIMAL AND PLANT HEALTH INSPECTION SERVICE	RIFT VALLEY FEVER MEETING	OKLAHOMA CITY, OK	655.96	1
ANIMAL AND PLANT HEALTH INSPECTION SERVICE	ROSS MEETING	ADDIS ABABA, ET	1,255.86	1
ANIMAL AND PLANT HEALTH INSPECTION SERVICE	SAH CONFERENCE MEETING	FT. COLLINS, CO	630.95	1
ANIMAL AND PLANT HEALTH INSPECTION SERVICE	SAH CONFERENCE MEETING	SAH CONFERENCE MEETING	1,154.91	1
ANIMAL AND PLANT HEALTH INSPECTION SERVICE	SAH CONFERENCE MEETING	VIRGINIA BEACH, VA	1,154.91	1
ANIMAL AND PLANT HEALTH INSPECTION SERVICE	SAH CONFERENCE MEETING	SAH CONFERENCE MEETING	3,167.54	3
ANIMAL AND PLANT HEALTH INSPECTION SERVICE	SAH CONFERENCE MEETING	SAN ANTONIO, TX	4,522.64	4
ANIMAL AND PLANT HEALTH INSPECTION SERVICE	SAH CONFERENCE MEETING	NASHVILLE, TN	167.69	1
ANIMAL AND PLANT HEALTH INSPECTION SERVICE	SAH CONFERENCE MEETING	ANCHORAGE, AK	3,046.10	1
ANIMAL AND PLANT HEALTH INSPECTION SERVICE	SAH CONFERENCE MEETING	SAH CONFERENCE MEETING	544.92	1
ANIMAL AND PLANT HEALTH INSPECTION SERVICE	SAH CONFERENCE MEETING	SAN ANTONIO, TX	961.73	1
ANIMAL AND PLANT HEALTH INSPECTION SERVICE	SAH CONFERENCE MEETING	FT. COLLINS, CO	5,953.78	1
ANIMAL AND PLANT HEALTH INSPECTION SERVICE	SAH CONFERENCE MEETING	PHOENIX, AZ	1,748.01	2
ANIMAL AND PLANT HEALTH INSPECTION SERVICE	SAH CONFERENCE MEETING	ORLANDO, FL	695.65	1
ANIMAL AND PLANT HEALTH INSPECTION SERVICE	SAH CONFERENCE MEETING	SAN ANTONIO, TX	1,701.42	1
ANIMAL AND PLANT HEALTH INSPECTION SERVICE	SAH CONFERENCE MEETING	SAH CONFERENCE MEETING	874.74	1
ANIMAL AND PLANT HEALTH INSPECTION SERVICE	SAH CONFERENCE MEETING	ANNAPOLIS, MD	1,634.78	1
ANIMAL AND PLANT HEALTH INSPECTION SERVICE	SAH CONFERENCE MEETING	FT. COLLINS, CO	900.39	1
ANIMAL AND PLANT HEALTH INSPECTION SERVICE	SAH CONFERENCE MEETING	NEW LONDON, CT	10,029.42	18
ANIMAL AND PLANT HEALTH INSPECTION SERVICE	SAH CONFERENCE MEETING	ITHACA, NY	6,629.40	9
ANIMAL AND PLANT HEALTH INSPECTION SERVICE	SAH CONFERENCE MEETING	ORLANDO, FL	1,424.95	1
ANIMAL AND PLANT HEALTH INSPECTION SERVICE	SAH CONFERENCE MEETING	SAH CONFERENCE MEETING	1,654.90	1
ANIMAL AND PLANT HEALTH INSPECTION SERVICE	SAH CONFERENCE MEETING	LAKE BUENA VISTA, FL	1,654.90	1
ANIMAL AND PLANT HEALTH INSPECTION SERVICE	SAH CONFERENCE MEETING	MONTEREY, CA	1,198.21	1
ANIMAL AND PLANT HEALTH INSPECTION SERVICE	SAH CONFERENCE MEETING	MANHATTAN, NY	1,569.68	1
ANIMAL AND PLANT HEALTH INSPECTION SERVICE	SAH CONFERENCE MEETING	ST. LOUIS, MO	557.95	1
ANIMAL AND PLANT HEALTH INSPECTION SERVICE	SAH CONFERENCE MEETING	ATHENS, GA	790.19	1
ANIMAL AND PLANT HEALTH INSPECTION SERVICE	SAH CONFERENCE MEETING	SAVANNAH, GA	1,348.71	1
ANIMAL AND PLANT HEALTH INSPECTION SERVICE	SAH CONFERENCE MEETING	SAN ANTONIO, TX	2,953.28	2
ANIMAL AND PLANT HEALTH INSPECTION SERVICE	SAH CONFERENCE MEETING	SAN ANTONIO, TX	1,077.54	1
ANIMAL AND PLANT HEALTH INSPECTION SERVICE	SAH CONFERENCE MEETING	NASHVILLE, TN	682.76	1
ANIMAL AND PLANT HEALTH INSPECTION SERVICE	SAH CONFERENCE MEETING	DENVER, CO	1,396.20	1
ANIMAL AND PLANT HEALTH INSPECTION SERVICE	SAH CONFERENCE MEETING	COCONA BEACH, FL	689.71	1
ANIMAL AND PLANT HEALTH INSPECTION SERVICE	SAH CONFERENCE MEETING	COLUMBUS, OH	1,200.14	1
ANIMAL AND PLANT HEALTH INSPECTION SERVICE	SAH CONFERENCE MEETING	FT. COLLINS, CO	933.22	1
ANIMAL AND PLANT HEALTH INSPECTION SERVICE	SAH CONFERENCE MEETING	BOISE, ID	1,894.16	2
ANIMAL AND PLANT HEALTH INSPECTION SERVICE	SAH CONFERENCE MEETING	NASHVILLE, TN	2,374.99	2
ANIMAL AND PLANT HEALTH INSPECTION SERVICE	SAH CONFERENCE MEETING	PRINCE GEORGES, MD	587.08	1
ANIMAL AND PLANT HEALTH INSPECTION SERVICE	SAH CONFERENCE MEETING	BOULDER, CO	1,416.53	1
ANIMAL AND PLANT HEALTH INSPECTION SERVICE	SAH CONFERENCE MEETING	ATLANTA, GA	1,929.92	1

FY 2006

Agency Name	Conference Name	Location of Travel	Total Costs	Staff Attending
ANIMAL AND PLANT HEALTH INSPECTION SERVICE	STORAGE NETWORKING CONFERENCE	ORLANDO, FL	1,370.06	2
ANIMAL AND PLANT HEALTH INSPECTION SERVICE	SUPERVISORY SEMINAR	FREDERICK, MD	1,351.68	1
ANIMAL AND PLANT HEALTH INSPECTION SERVICE	SURVEILLANCE SYMPOSIUM	PRINCE GEORGES, MD	3,211.93	2
ANIMAL AND PLANT HEALTH INSPECTION SERVICE	SURVEY	SEATTLE, WA	3,073.74	1
ANIMAL AND PLANT HEALTH INSPECTION SERVICE	SW OFS/IGS CONFERENCE	BROWNWOOD, TX	436.30	1
ANIMAL AND PLANT HEALTH INSPECTION SERVICE	SW OFS/IGS CONFERENCE	PRINCE GEORGES, MD	1,381.47	1
ANIMAL AND PLANT HEALTH INSPECTION SERVICE	SYNATED GHOST CONFERENCE	PRINCE GEORGES, MD	3,360.60	2
ANIMAL AND PLANT HEALTH INSPECTION SERVICE	TB MOKAI RISK ASSESSMENT	MOLOKAI, HI	5,415.83	3
ANIMAL AND PLANT HEALTH INSPECTION SERVICE	TECH-ED 2006	BOSTON, MA	3,155.56	2
ANIMAL AND PLANT HEALTH INSPECTION SERVICE	TECH VSCP COURSE EMERGING ISSUES IN AGRICULTURE	FAIRFAX, VA	301.09	2
ANIMAL AND PLANT HEALTH INSPECTION SERVICE	TEXAS WILDLIFE SERVICE STATE MEETING	RALEIGH, NC	1,458.27	1
ANIMAL AND PLANT HEALTH INSPECTION SERVICE	THE INTERNATIONAL SOCIETY OF CHEMICAL ECOLOGY	BROWNWOOD, TX	1,482.87	1
ANIMAL AND PLANT HEALTH INSPECTION SERVICE	TICK AND TB COMMITTEE	BARCELONA, SP	2,129.61	1
ANIMAL AND PLANT HEALTH INSPECTION SERVICE	TICK FORCE WORK CONFERENCE	AUSTIN, TX	1,417.94	1
ANIMAL AND PLANT HEALTH INSPECTION SERVICE	TICK ISSUES MEETING	LAREDO, TX	957.53	5
ANIMAL AND PLANT HEALTH INSPECTION SERVICE	TOUR EGLIN AFB CONFERENCE	RALEIGH, NC	472.30	1
ANIMAL AND PLANT HEALTH INSPECTION SERVICE	TOUR EGLIN AFB CONFERENCE	PENSACOLA, FL	1,494.66	1
ANIMAL AND PLANT HEALTH INSPECTION SERVICE	TRADE COMPLIANCE REVIEW	CHICAGO, IL	580.21	1
ANIMAL AND PLANT HEALTH INSPECTION SERVICE	TRADE COMPLIANCE REVIEW	CHICAGO, IL	580.21	1
ANIMAL AND PLANT HEALTH INSPECTION SERVICE	TREASURY REPORT ON RECEIVABLES WORKSHOP	PRINCE GEORGES, MD	1,260.73	1
ANIMAL AND PLANT HEALTH INSPECTION SERVICE	TSE EPI COURSE	CLAY CENTER, NE	1,654.40	2
ANIMAL AND PLANT HEALTH INSPECTION SERVICE	TUBERCULOSIS EPI COURSE	HASTINGS, NE	12,689.70	9
ANIMAL AND PLANT HEALTH INSPECTION SERVICE	UNITED EGG PRODUCERS CONFERENCE	LARIMER, CO	2,048.44	6
ANIMAL AND PLANT HEALTH INSPECTION SERVICE	UNITED EGG PRODUCERS CONFERENCE	LARIMER, CO	2,048.44	6
ANIMAL AND PLANT HEALTH INSPECTION SERVICE	URUGUAYAN EQUINE ASSOCIATION WORKSHOP	MADISON, WI	1,580.35	1
ANIMAL AND PLANT HEALTH INSPECTION SERVICE	US ANIMAL HEALTH ASSOCIATION (USAHA) CONFERENCE	BUENOS AIRES, AR	2,712.49	1
ANIMAL AND PLANT HEALTH INSPECTION SERVICE	US ANIMAL HEALTH ASSOCIATION (USAHA) CONFERENCE	DALPIN, PA	1,428.80	1
ANIMAL AND PLANT HEALTH INSPECTION SERVICE	US ANIMAL HEALTH ASSOCIATION (USAHA) CONFERENCE	SAN ANTONIO, TX	1,796.43	2
ANIMAL AND PLANT HEALTH INSPECTION SERVICE	US ANIMAL HEALTH ASSOCIATION (USAHA) CONFERENCE	HERSHEY, PA	107,796.97	107
ANIMAL AND PLANT HEALTH INSPECTION SERVICE	US ANIMAL HEALTH ASSOCIATION (USAHA) CONFERENCE	RENO, NV	1,872.21	2
ANIMAL AND PLANT HEALTH INSPECTION SERVICE	US ANIMAL HEALTH ASSOCIATION (USAHA) CONFERENCE	ST. LOUIS, MO	1,399.41	1
ANIMAL AND PLANT HEALTH INSPECTION SERVICE	US ARMY MEDICAL DEPARTMENT (AMEDD) CONFERENCE	BEIJING, CH	1,113.60	1
ANIMAL AND PLANT HEALTH INSPECTION SERVICE	US CHINA REGULATORY/TECHNICAL SYMPOSIUM ON AVIAN INFLUENZA	SACRAMENTO, CA	1,328.90	1
ANIMAL AND PLANT HEALTH INSPECTION SERVICE	USDA GRAD SCHOOL	PRINCE GEORGES, MD	1,124.82	1
ANIMAL AND PLANT HEALTH INSPECTION SERVICE	USDA VETERINARY RESEARCH FORUM	DENVER, CO	1,124.82	1
ANIMAL AND PLANT HEALTH INSPECTION SERVICE	VERTEBRATE PEST CONFERENCE (VPC)	BERKELEY, CA	2,686.14	5
ANIMAL AND PLANT HEALTH INSPECTION SERVICE	VERTEBRATE PEST CONFERENCE (VPC)	ALAMEDA, CA	23,619.22	22
ANIMAL AND PLANT HEALTH INSPECTION SERVICE	VERTEBRATE PEST COUNCIL MEETING	RENO, NV	602.72	1
ANIMAL AND PLANT HEALTH INSPECTION SERVICE	VETERINARY 611 CONFERENCE	PERRY, GA	233.10	1
ANIMAL AND PLANT HEALTH INSPECTION SERVICE	VETERINARY SERVICES MEETING	ST. PAUL, MN	201.94	1
ANIMAL AND PLANT HEALTH INSPECTION SERVICE	VETERINARY SERVICES MEETING	ST. PAUL, MN	201.94	1
ANIMAL AND PLANT HEALTH INSPECTION SERVICE	VSMIT STRATEGIC PLANNING MEETING/EXECUTIVE LEADERSHIP	PRINCE GEORGES, MD	3,537.67	1
ANIMAL AND PLANT HEALTH INSPECTION SERVICE	WARNER NORTH WORKSHOP	FT. COLLINS, CO	1,047.99	1
ANIMAL AND PLANT HEALTH INSPECTION SERVICE	WASHINGTON STATE HEARING AND SPEECH ASSOCIATION CONFERENCE	RENO, NV	833.04	1
ANIMAL AND PLANT HEALTH INSPECTION SERVICE	WEST NILE VIRUS (WNV) CONFERENCE	SAN FRANCISCO, CA	2,569.92	2
ANIMAL AND PLANT HEALTH INSPECTION SERVICE	WESTERN IT CONFERENCE	FT. COLLINS, CO	810.44	1
ANIMAL AND PLANT HEALTH INSPECTION SERVICE	WESTERN IT CONFERENCE	FT. COLLINS, CO	810.44	1
ANIMAL AND PLANT HEALTH INSPECTION SERVICE	WESTERN PLANT BOARD MEETING	MONTEREY, CA	1,918.19	1
ANIMAL AND PLANT HEALTH INSPECTION SERVICE	WESTERN POULTRY DISEASE CONFERENCE	SACRAMENTO, CA	3,987.15	3
ANIMAL AND PLANT HEALTH INSPECTION SERVICE	WESTERN REGIONAL BIOLOGICAL CONTROL MEETING	CLOUDCROFT, NM	1,018.97	1
ANIMAL AND PLANT HEALTH INSPECTION SERVICE	WESTERN STATE DIRECTORS CONFERENCE	FT. COLLINS, CO	750.22	1
ANIMAL AND PLANT HEALTH INSPECTION SERVICE	WESTERN STATES GYPSY MOTH CONFERENCE	PORTLAND, OR	423.95	1
ANIMAL AND PLANT HEALTH INSPECTION SERVICE	WESTERN STATES GYPSY MOTH CONFERENCE	PORTLAND, OR	423.95	1
ANIMAL AND PLANT HEALTH INSPECTION SERVICE	WESTERN STATES GYPSY MOTH CONFERENCE	PORTLAND, OR	423.95	1
ANIMAL AND PLANT HEALTH INSPECTION SERVICE	WESTERN VETERINARY CONFERENCE	LAS VEGAS, NV	5,566.94	4

FY 2006

Agency Name	Conference Name	Location of Travel	Total Costs	Staff Attending
ANIMAL AND PLANT HEALTH INSPECTION SERVICE	WVFA 2006	MARRAKECH, MO	661.85	1
ANIMAL AND PLANT HEALTH INSPECTION SERVICE	WILD PIG CONFERENCE	MOBILE, AL	3,614.55	7
ANIMAL AND PLANT HEALTH INSPECTION SERVICE	WILD PIG CONFERENCE	WILLOW, MS	249.36	1
ANIMAL AND PLANT HEALTH INSPECTION SERVICE	WILDLIFE DISEASE ASSOCIATION CONFERENCE	STORRS, CT	2,922.81	2
ANIMAL AND PLANT HEALTH INSPECTION SERVICE	WILDLIFE DISEASE ASSOCIATION/AMERICAN ASSOCIATION OF WILDLIFE VETERINARIANS CONFERENCE	STORRS, CT	2,541.80	2
ANIMAL AND PLANT HEALTH INSPECTION SERVICE	WILDLIFE DISEASE CONFERENCE	TOLAND, CT	2,203.78	2
ANIMAL AND PLANT HEALTH INSPECTION SERVICE	WILDLIFE SERVICES FOR EMERGENCY ANIMAL DISEASE PREP	ATLANTA, GA	1,037.40	2
ANIMAL AND PLANT HEALTH INSPECTION SERVICE	WILDLIFE SERVICES EASTERN MANAGERS' CONFERENCE	NASHVILLE, TN	1,118.24	1
ANIMAL AND PLANT HEALTH INSPECTION SERVICE	WILDLIFE SERVICES STATE CONFERENCE	ELKTON, OR	1,556.22	1
ANIMAL AND PLANT HEALTH INSPECTION SERVICE	WILDLIFE SOCIETY CONFERENCE - TEXAS CHAPTER	BILLINGS, MT	783.01	1
ANIMAL AND PLANT HEALTH INSPECTION SERVICE	WILDLIFE SOCIETY MEETING	SOUTH PADRE ISLAND, TX	747.00	2
ANIMAL AND PLANT HEALTH INSPECTION SERVICE	WILDLIFE SOCIETY MEETING	CHOCOMA, MS	442.30	2
ANIMAL AND PLANT HEALTH INSPECTION SERVICE	WILDLIFE SOCIETY MEETING - UTAH CHAPTER	MOAB, UT	418.30	1
ANIMAL AND PLANT HEALTH INSPECTION SERVICE	WOMEN'S CONFERENCE	GREEN BAY, WI	287.19	2
ANIMAL AND PLANT HEALTH INSPECTION SERVICE	WORLD LIFE WELLNESS CONFERENCE	STEVANS POINT, WI	976.75	1
ANIMAL AND PLANT HEALTH INSPECTION SERVICE	WORLD AQUACULTURE MEETING - AQUACULTURE AMERICA 06	LAS VEGAS, NV	6,884.61	6
ANIMAL AND PLANT HEALTH INSPECTION SERVICE	WORLD DAIRY EXPO	VANCOUVER, CANADA	5,049.18	4
ANIMAL AND PLANT HEALTH INSPECTION SERVICE	WORLD ORGANISATION FOR ANIMAL HEALTH (OIE) CONFERENCE	MADISON, WI	2,048.28	2
ANIMAL AND PLANT HEALTH INSPECTION SERVICE	WORLD ORGANISATION FOR ANIMAL HEALTH (OIE) CONFERENCE	PANAMA CITY, PA	825.69	2
ANIMAL AND PLANT HEALTH INSPECTION SERVICE	WORLD ORGANISATION FOR ANIMAL HEALTH (OIE) MEETING	BERGEN, NO	591.09	1
ANIMAL AND PLANT HEALTH INSPECTION SERVICE	WORLD ORGANISATION FOR ANIMAL HEALTH (OIE) MEETING	SANTA FE, NM	310.50	1
ANIMAL AND PLANT HEALTH INSPECTION SERVICE	WORLD ORGANISATION FOR ANIMAL HEALTH (OIE) MEETING	PARIS, FRANCE	4,056.35	1
ANIMAL AND PLANT HEALTH INSPECTION SERVICE	WORLD ORGANISATION FOR ANIMAL HEALTH (OIE) MEETING	ATLANTA, GA	1,381.84	1
ANIMAL AND PLANT HEALTH INSPECTION SERVICE	CONFERENCE EXPO	DES MOINES, IA	2,316.35	3
ANIMAL AND PLANT HEALTH INSPECTION SERVICE	WS REGIONAL MEETING AND NATIONAL VS GR SYMPOSIUM	BIRMINGHAM, AL	2,189.92	1
ANIMAL AND PLANT HEALTH INSPECTION SERVICE	WS EASTERN MANAGERS' CONFERENCE	NASHVILLE, TN	2,216.59	2
ANIMAL AND PLANT HEALTH INSPECTION SERVICE	WS MID-ATLANTIC STATES CONFERENCE	APPOMATTOX, VA	538.25	1
ANIMAL AND PLANT HEALTH INSPECTION SERVICE	WS MIS DATA TECH CONFERENCE 2006	FT COLLINS, CO	591.68	1
ANIMAL AND PLANT HEALTH INSPECTION SERVICE	WS STATE MEETING	BROWNWOOD, TX	225.90	1
ANIMAL AND PLANT HEALTH INSPECTION SERVICE	4-H TECHNOLOGY LEADERSHIP CONFERENCE	LINCOLN, NE	1,095.19	1
ANIMAL AND PLANT HEALTH INSPECTION SERVICE	ADVISORY/REVIEWS FOR UNIVERSITY OF PUBLIC HORTICULTURE	SAN DIEGO, CA	1,111.41	1
ANIMAL AND PLANT HEALTH INSPECTION SERVICE	CHALLENGER LEARNING CENTER VISIT	WHEELING, WV	606.62	1
ANIMAL AND PLANT HEALTH INSPECTION SERVICE	CONF FOR ADMINISTRATIVE ASSISTANTS TO INCLUDE PRAC	ORLANDO, FL	617.30	1
ANIMAL AND PLANT HEALTH INSPECTION SERVICE	CSREES REVIEW	LITTLE ROCK, AR	1,484.60	1
ANIMAL AND PLANT HEALTH INSPECTION SERVICE	CYFAR ANNUAL MEETING	WASHINGTON, D C	1,188.57	5
ANIMAL AND PLANT HEALTH INSPECTION SERVICE	DEPARTMENT REVIEW AT UNIVERSITY OF MINNESOTA	MINNEAPOLIS, MN	1,898.43	3
ANIMAL AND PLANT HEALTH INSPECTION SERVICE	PCS DEPARTMENTAL REVIEW	RALEIGH, NC	786.25	1
ANIMAL AND PLANT HEALTH INSPECTION SERVICE	FED ADMIN GRANT VISIT FACILITY AND TO PHABOUT GR	COLUMBUS, OH	425.24	1
ANIMAL AND PLANT HEALTH INSPECTION SERVICE	FIELD DAY AT SLEEPY HOLLOW FARM/NATIONAL SBIR CON	LOUISVILLE, KY	1,452.08	1
ANIMAL AND PLANT HEALTH INSPECTION SERVICE	HORTICULTURE DEPARTMENT REVIEW	BANGOR, ME	851.84	1
ANIMAL AND PLANT HEALTH INSPECTION SERVICE	HORTICULTURE DEPARTMENT REVIEW	CORVALLIS, OR	1,405.93	2

FY 2006

Agency	Conference Name	Location of Travel	Total Costs	Staff Attending
COOPERATIVE STATE RESEARCH, EDUCATION AND EXTENSION SERVICE	LEAD 21 SESSION 11.	KANSAS CITY, MO	948.64	1
COOPERATIVE STATE RESEARCH, EDUCATION AND EXTENSION SERVICE	NATIONAL 4-H TECH LEA	LINCOLN, NE	468.78	1
COOPERATIVE STATE RESEARCH, EDUCATION AND EXTENSION SERVICE	NATIONAL 4-H YOUTH TECHNICAL LEADERSHIP CONFERENCE	LINCOLN, NE	1,866.64	2
COOPERATIVE STATE RESEARCH, EDUCATION AND EXTENSION SERVICE	NCA-15 CHAIRS- REVIEW OF ENTOMOLOGY/HEMATOLOGY DEP	GAINESVILLE, FL	2,578.83	1
COOPERATIVE STATE RESEARCH, EDUCATION AND EXTENSION SERVICE	NEBRASKA PROGRAM REVIEW.	LINCOLN, NE	1,085.97	1
COOPERATIVE STATE RESEARCH, EDUCATION AND EXTENSION SERVICE	NEW MANAGERS, LEADING PEOPLE SEMINAR	SHEPARDSTOWN, WV	137.70	1
COOPERATIVE STATE RESEARCH, EDUCATION AND EXTENSION SERVICE	OREGON STATE UNIVERSITY HORTICULTURE DEPARTMENT	PORTLAND, OR	1,895.66	1
COOPERATIVE STATE RESEARCH, EDUCATION AND EXTENSION SERVICE	REVIEW OF THE BIOLOGICAL SYSTEMS ENGINEERING DEPAR	LINCOLN, NE	2,308.25	3
COOPERATIVE STATE RESEARCH, EDUCATION AND EXTENSION SERVICE	STRATEGIC PLANNING MTGS, VISIT FHS AND FNS	WASHINGTON, D.C.	1,004.67	1
COOPERATIVE STATE RESEARCH, EDUCATION AND EXTENSION SERVICE	SUPERVISORY LEADERSHIP SEMINAR	DENVER, CO	812.68	1
COOPERATIVE STATE RESEARCH, EDUCATION AND EXTENSION SERVICE	UMD EASTERN SHORE DEPT. OF HUMAN ECOLOGY REVIEW	PRINCESS ANNE, MD	412.15	1
COOPERATIVE STATE RESEARCH, EDUCATION AND EXTENSION SERVICE	USDA INFORMATION TECHNOLOGY SUMMIT	LOS ANGELES, CA	1,164.32	1
DEPARTMENTAL ADMINISTRATION	11TH ANNUAL URSUNA OCCUPATIONAL SAFETY AND HEALTH CONFERENCE	ARLINGTON, VA	150.00	1
DEPARTMENTAL ADMINISTRATION	2ND ANNUAL NATIONAL VETERANS SMALL BUSINESS CONFERENCE	LAS VEGAS, NV	2,769.56	2
DEPARTMENTAL ADMINISTRATION	AGRICULTURAL FUTURE OF AMERICA CONFERENCE	KANSAS CITY, MO	869.73	1
DEPARTMENTAL ADMINISTRATION	BUSINESS MATCH-MAKING EVENT	SAN DIEGO, CA	2,802.09	2
DEPARTMENTAL ADMINISTRATION	CAPROTECHSECURE	HOUSTON, TX	45.00	1
DEPARTMENTAL ADMINISTRATION	CIVIL MEDIATION	RENO, NV	2,744.25	1
DEPARTMENTAL ADMINISTRATION	DISABILITY ASSESSMENTS	BOSTON, MA	1,434.21	1
DEPARTMENTAL ADMINISTRATION	DOD BIOBASED PRODUCT	WASHINGTON, D.C.	866.64	1
DEPARTMENTAL ADMINISTRATION	ENERGY CONFERENCE	CHICAGO, IL	44.00	1
DEPARTMENTAL ADMINISTRATION	ESRI CONFERENCE	CHICAGO, IL	1,303.95	1
DEPARTMENTAL ADMINISTRATION	FEDERAL DISPUTE RESOLUTION (FOR)	SAN DIEGO, CA	4,114.94	2
DEPARTMENTAL ADMINISTRATION	FEDERAL EMPLOYED WOMEN'S (FEW)	SAN ANTONIO, TX	1,013.94	1
DEPARTMENTAL ADMINISTRATION	FEDERAL INFORMATION TECHNOLOGY (FIT)	LOS ANGELES, CA	1,327.69	2
DEPARTMENTAL ADMINISTRATION	GREATER PHILADELPHIA CHAMBER OF COMMERCE	PHILADELPHIA, PA	381.76	1
DEPARTMENTAL ADMINISTRATION	GSA EXPO	SAN ANTONIO, TX	5,576.10	5
DEPARTMENTAL ADMINISTRATION	INFORMATION RESOURCES MANAGEMENT CONFERENCE	WILLIAMSBURG, VA	3,143.59	2
DEPARTMENTAL ADMINISTRATION	JAVITS-WAGNER ODAY MEETINGS	PHILADELPHIA, PA	401.10	1
DEPARTMENTAL ADMINISTRATION	LITTLE ROCK FEDERAL PROCUREMENT CONFERENCE	LITTLE ROCK, AR	1,096.78	1
DEPARTMENTAL ADMINISTRATION	NATIONAL POSTAL FORUM	ATLANTA, GA	1,381.40	2
DEPARTMENTAL ADMINISTRATION	NISH	CHICAGO, IL	1,284.26	1
DEPARTMENTAL ADMINISTRATION	ONDEMAND CONFERENCE	PHILADELPHIA, PA	467.27	2
DEPARTMENTAL ADMINISTRATION	OPM FEDERAL WORKFORCE CONFERENCE	BALTIMORE, MD	3,261.93	4
DEPARTMENTAL ADMINISTRATION	SMALL BUSINESS MATCH-MAKING REGIONAL EVENT	OAKLAND, CA	1,637.10	2
DEPARTMENTAL ADMINISTRATION	SMART BUSINESS MATCH-MAKING REGIONAL EVENT	PHILADELPHIA, PA	1,731.02	1
DEPARTMENTAL ADMINISTRATION	SMART PAY CONFERENCE	ST. LOUIS, MO	1,731.02	1
DEPARTMENTAL ADMINISTRATION	SOCIETY FOR HUMAN RESOURCE MANAGEMENT	NEW YORK, NY	1,102.70	1
DEPARTMENTAL ADMINISTRATION	TEAMING TO WIN	WEST VIRGINIA, WV	687.55	1
DEPARTMENTAL ADMINISTRATION	TEXAS ASSOCIATION OF MEXICAN-AMERICAN CHAMBERS	EL PASO, TX	3,974.63	3
DEPARTMENTAL ADMINISTRATION	TIMBER CONTRACT LAW I	PORTLAND, OR	865.40	1
DEPARTMENTAL ADMINISTRATION	US DEPARTMENT OF ENERGY'S 3TH ANNUAL SMALL BUSINESS	SEATTLE, WA	1,813.92	1
DEPARTMENTAL ADMINISTRATION	USDA INFORMATION TECHNOLOGY SUMMIT	LOS ANGELES, CA	895.56	1

FY 2006

Agency Name	Conference Name	Location of Travel	Total Costs	Staff Awarding
DEPARTMENTAL ADMINISTRATION	VETERAN OWNED BUSINESS EXPO	HAMPTON, VA	1,107.36	2
DEPARTMENTAL ADMINISTRATION	WORLD AD CONFERENCE	KANSAS CITY, MO	57.00	1
DEPARTMENTAL ADMINISTRATION	XFLOR INTERNATIONAL CONFERENCE	ORLANDO, FL	486.87	2
ECONOMIC RESEARCH SERVICE	ARMS WORKSHOP	HARRISBURG, PA	139.80	1
ECONOMIC RESEARCH SERVICE	ARMS WORKSHOP	PORTLAND, OR	1,299.89	1
ECONOMIC RESEARCH SERVICE	CONFERENCE ON THE FEM MODEL	SPRINGFIELD, MO	1,304.13	5
ECONOMIC RESEARCH SERVICE	ERS WORKSHOP	PARIS, FRANCE	917.10	2
ECONOMIC RESEARCH SERVICE	FEDERAL FORECASTERS CONFERENCE	WASHINGTON, D.C.	455.40	1
ECONOMIC RESEARCH SERVICE	GTAP MODELLING COURSE	BIRMINGHAM, AL	2,805.93	1
ECONOMIC RESEARCH SERVICE	SAS USERS GROUP CONFERENCE	MUMBAI, IN	1,111.26	1
ECONOMIC RESEARCH SERVICE	USDA MARKET CONFERENCE	CHICAGO, IL	1,151.52	2
ECONOMIC RESEARCH SERVICE	20TH ANNUAL EXECUTIVE FORUM	CHICAGO, IL	1,291.97	2
FARM SERVICE AGENCY	ACDA	BRANSON, MO	1,045.08	4
FARM SERVICE AGENCY	ADMINISTRATIVE OFFICER / STATE EXECUTIVE DIRECTOR CONFERENCE	DENVER, CO	1,077.79	1
FARM SERVICE AGENCY	ADVISORY COMMITTEE FOR BEGINNING FARMERS & RANCHERS	SAN DIEGO, CA	106,794.01	135
FARM SERVICE AGENCY	AG BANKERS CONFERENCE	WASHINGTON, D.C.	15,043.34	19
FARM SERVICE AGENCY	AG BANKERS CONFERENCE	STATE COLLEGE, PA	1,008.90	5
FARM SERVICE AGENCY	AG BANKERS CONFERENCE	STATE COLLEGE, PA	1,759.92	1
FARM SERVICE AGENCY	AG BANKERS CONFERENCE	SAN DIEGO, CA	1,453.69	1
FARM SERVICE AGENCY	AGFEET	SANTA FE, NM	449.48	2
FARM SERVICE AGENCY	AGRICULTURAL AND RURAL FINANCE MARKET ANNUAL MEETING	MINNEAPOLIS, MN	1,033.05	1
FARM SERVICE AGENCY	AMERICAN COTTON SHIPPERS ASSOCIATION	LONG BEACH, CA	3,512.95	3
FARM SERVICE AGENCY	AMERICAN INDIAN AGRICULTURAL CONFERENCE	PALM BEACH, FL	734.74	1
FARM SERVICE AGENCY	AMERICAN INDIAN AGRICULTURAL CONFERENCE	PALM BEACH, FL	734.74	1
FARM SERVICE AGENCY	AMERICAN SEED ASSOCIATION CONFERENCE	COLUMBUS, OH	2,023.84	2
FARM SERVICE AGENCY	APPRAISER SEMINAR	CHICAGO, IL	3,868.36	3
FARM SERVICE AGENCY	ARKANSAS ASSOCIATION OF STATE AND COUNTY EMPLOYEES	ATLANTIC BEACH, NJ	2,846.08	6
FARM SERVICE AGENCY	ASPRS CONFERENCE	JACKSONVILLE, FL	2,041.70	1
FARM SERVICE AGENCY	CAMP MEETING	RENO, NV	720.77	1
FARM SERVICE AGENCY	CAMP MEETING	PORTLAND, OR	1,168.82	6
FARM SERVICE AGENCY	CONSERVATION OVERSICANCE	DETROIT, MI	822.86	3
FARM SERVICE AGENCY	CONVENTION AT HOMESTEAD	DETROIT, MI	822.86	3
FARM SERVICE AGENCY	COUNTY COMMITTEE ORIENTATION	WASATCH, UT	452.31	2
FARM SERVICE AGENCY	COUNTY EXECUTIVE DIRECTOR MEETING	ALBUQUERQUE, NM	2,889.22	10
FARM SERVICE AGENCY	COUNTY OFFICE EXPENSE SYSTEM REPLACEMENT	BILLINGS, MT	2,121.46	8
FARM SERVICE AGENCY	COUNTY OFFICE EXPENSE SYSTEM REPLACEMENT	SPokane, WA	2,557.47	7
FARM SERVICE AGENCY	COUNTY OFFICE EXPENSE SYSTEM REPLACEMENT	SPokane, WA	2,557.47	7
FARM SERVICE AGENCY	COUNTY OFFICE EXPENSE SYSTEM REPLACEMENT	RALIGH, NC	2,853.96	2
FARM SERVICE AGENCY	COUNTY OFFICE EXPENSE SYSTEM REPLACEMENT	ANNAPOLIS, MD	1,487.97	7
FARM SERVICE AGENCY	COUNTY OFFICE EXPENSE SYSTEM REPLACEMENT	EAST LANSING, MI	1,104.91	6
FARM SERVICE AGENCY	CREP FORUM	MACON, GA	1,796.86	6
FARM SERVICE AGENCY	CREP FORUM	LINCOLN, NE	5,830.38	8
FARM SERVICE AGENCY	CREP FORUM	LITTLE ROCK, AR	590.95	1
FARM SERVICE AGENCY	CREP FORUM	SAN ANTONIO, TX	1,378.49	1
FARM SERVICE AGENCY	CREP FORUM	LAS VEGAS, NV	1,378.49	1
FARM SERVICE AGENCY	DEEP BEAN CONFERENCE	GRAND RAPIDS, MI	1,375.20	1
FARM SERVICE AGENCY	EEO MEETING	OKLAHOMA CITY, OK	1,505.02	1
FARM SERVICE AGENCY	EEO MEETING	DETROIT, MI	1,515.97	1
FARM SERVICE AGENCY	EEO MEETING	DETROIT, MI	1,515.97	1
FARM SERVICE AGENCY	EEO MEETING	PLUM, MI	1,269.96	1
FARM SERVICE AGENCY	EEO MEETING	PLUM, MI	1,269.96	1
FARM SERVICE AGENCY	EEO MEETING	BEND, OR	741.23	1
FARM SERVICE AGENCY	EEO MEETING	BEND, OR	741.23	1
FARM SERVICE AGENCY	END OF YEAR PAYMENT LIMITATION REVIEW	MILFORD, PA	546.31	1
FARM SERVICE AGENCY	ESRI CONFERENCE	COLLEGE STATION, TX	4,959.34	23
FARM SERVICE AGENCY	EXAMINERS CONFERENCE	SAN DIEGO, CA	10,811.88	8
FARM SERVICE AGENCY	EXAMINERS CONFERENCE	BOISE, ID	1,720.09	1
FARM SERVICE AGENCY	EXAMINERS CONFERENCE	BOISE, ID	1,720.09	1
FARM SERVICE AGENCY	EXECUTIVE COMMITTEE	ATLANTA, GA	514.46	2

Agency Name	Conference Name	Location of Travel	Total Costs	Staff Attending
FARM SERVICE AGENCY	EXECUTIVE LEADERSHIP	PHILADELPHIA, PA	1,446.43	3
FARM BILL PARTNERS	FARM BUREAU CONVENTION	JACKSON, MS	1,487.71	1
FARM SERVICE AGENCY	FARM BUREAU CONVENTION	JACKSON, MS	746.98	2
FARM SERVICE AGENCY	FARM BUREAU CONVENTION	JACKSON, MS	746.98	1
FARM SERVICE AGENCY	FEDERAL EMPLOYED WOMEN'S (FEW)	NORFOLK, VA	276.67	1
FARM SERVICE AGENCY	FEDERAL EMPLOYED WOMEN'S (FEW)	ASHVILLE, TN	1,033.49	9
FARM SERVICE AGENCY	FEDERAL EXECUTIVE BOARD 2008 FORUM	BRANSON, MO	3,244.70	12
FOOD AID	FRUIT CONVENTION	BANGKOK	1,294.57	3
FARM SERVICE AGENCY	GIS CONFERENCE	SAVANNAH, GA	2,468.80	3
FARM SERVICE AGENCY	GIS CONFERENCE	FREDERICKSBURG, VA	221.10	1
FARM SERVICE AGENCY	GIS CONFERENCE	EAST LANSING, MI	339.62	2
FARM SERVICE AGENCY	GIS CONFERENCE	WEST SACRAMENTO, CA	1,160.67	2
FARM SERVICE AGENCY	GIS CONFERENCE	RICHMOND, VA	7,014.06	12
FARM SERVICE AGENCY	GIS CONFERENCE	KISSIMMEE, FL	3,095.28	13
FARM SERVICE AGENCY	GIS CONFERENCE	HELENA, MT	253.74	1
FARM SERVICE AGENCY	GIS CONFERENCE	SPRINGFIELD, IL	5,133.97	15
FARM SERVICE AGENCY	GIS CONFERENCE	GREENSBORO, NC	3,323.66	10
FARM SERVICE AGENCY	GPS-GIS	ATLANTA, GA	1,823.33	6
FARM SERVICE AGENCY	HACU CONFERENCE	PHOENIX, AZ	2,353.09	3
IFAOE	IAPCO CONVENTION	INDIANAPOLIS, IN	735.49	1
FARM SERVICE AGENCY	LARCE CONVENTION	KANSAS CITY, MO	5,267.80	6
FARM SERVICE AGENCY	LARCE CONVENTION	KANSAS CITY, MO	5,469.22	2
FARM SERVICE AGENCY	NACS MEETING	KANSAS CITY, MO	2,851.68	2
FARM SERVICE AGENCY	NACS MEETING	ASHVILLE, NC	1,420.85	2
FARM SERVICE AGENCY	NACS MEETING	GRAND RAPIDS, MI	1,420.85	2
FARM SERVICE AGENCY	NACS MEETING	LINCOLN, NE	1,231.54	2
FARM SERVICE AGENCY	NACS MEETING	OKLAHOMA CITY, OK	720.10	1
FARM SERVICE AGENCY	NACS MEETING	RALEIGH, NC	721.91	1
FARM SERVICE AGENCY	NACS MEETING	ALBUQUERQUE, NM	1,137.62	1
FARM SERVICE AGENCY	NACS MEETING	FLORHAM PARK, NJ	1,168.68	1
FARM SERVICE AGENCY	NADO MEETING	WASHINGTON, DC	513.69	1
NASPO	NASCORE MEETING	KANSAS CITY, MO	513.69	1
FARM SERVICE AGENCY	NASCORE MEETING	CLEVELAND, OH	513.69	1
FARM SERVICE AGENCY	NASCORE MEETING	DES MOINES, IA	967.79	1
FARM SERVICE AGENCY	NASCORE MEETING	WASHINGTON D.C.	4,459.09	3
FARM SERVICE AGENCY	NASCORE MEETING	SAVANNAH, GA	2,784.91	3
FARM SERVICE AGENCY	NATIONAL ASSOCIATION OF CONSERVATION DISTRICTS	HOUSTON, TX	2,784.91	3
FARM SERVICE AGENCY	NATIONAL FSA AD HOC CONFERENCE	LAS VEGAS, NV	2,643.11	1
FARM SERVICE AGENCY	NATIONAL PEANUTS BUYING POINTS ASSOCIATION	MEMPHIS, TN	877.90	1
FARM SERVICE AGENCY	NATIVE AMERICAN NATIONAL CONVENTION	LAS VEGAS, NV	632.99	1
FARM SERVICE AGENCY	NATURAL RESOURCES CONFERENCE	ATLANTIC CITY, NJ	710.70	2
FARM SERVICE AGENCY	NJSEA JERSEY AGRICULTURAL CONVENTION	ATLANTIC CITY, NJ	710.70	2
FARM SERVICE AGENCY	NORTH AMERICAN WILDLIFE AND NATURAL RESOURCES CONFERENCE	SAN ANTONIO, TX	1,373.45	2
FARM SERVICE AGENCY	OKASCOPE	COLUMBUS, OH	2,226.34	2
FARM SERVICE AGENCY	RETIREMENT SEMINAR	OKLAHOMA CITY, OK	597.50	1
FARM SERVICE AGENCY	RETIREMENT SEMINAR	ABILENE, TX	1,174.98	1
FARM SERVICE AGENCY	RETIREMENT SEMINAR	ABILENE, TX	3,648.95	22
FARM SERVICE AGENCY	RETIREMENT SEMINAR	COLLEGE STATION, TX	9,305.96	48
FARM SERVICE AGENCY	RETIREMENT SEMINAR	DALLAS, TX	2,246.13	31
FARM SERVICE AGENCY	RETIREMENT SEMINAR	LUBBOCK, TX	4,222.10	21
FARM SERVICE AGENCY	RICE MILLER CONVENTION	ASHEVILLE, NC	8,103.10	4
FARM SERVICE AGENCY	SED REGIONAL MEETING	PAINESVILLE, OH	2,898.83	1
FARM SERVICE AGENCY	SED REGIONAL MEETING	SEAFORD, DE	2,703.45	1
FARM SERVICE AGENCY	SED REGIONAL MEETING	ASHEVILLE, NC	572.82	1
FARM SERVICE AGENCY	SED REGIONAL MEETING	EGG HARBOR CITY, NJ	572.82	1
FARM SERVICE AGENCY	SED REGIONAL MEETING	ANCHORAGE, AK	14,211.93	6

FY 2006

Agency Name	Conference Name	Location of Travel	Total Costs	Staff Attending
FARM SERVICE AGENCY	SED REGIONAL MEETING	SOUTH PADRE ISLAND, TX	4,289.39	4
FARM SERVICE AGENCY	SED REGIONAL MEETING	EGG HARBOR CITY, NJ	3,695.86	5
FARM SERVICE AGENCY	SNA CONFERENCE	KANSAS CITY, MO	1,375.70	1
FARM SERVICE AGENCY	SNA CONFERENCE	LOS ANGELES, CA	1,529.14	1
FARM SERVICE AGENCY	STATE MANAGERS MEETING	BISMARCK, ND	21,173.71	59
FARM SERVICE AGENCY	STATE MANAGER COMMITTEE	ST. LOUIS, MO	1,250.00	1
FARM SERVICE AGENCY	TASCOE	SAN ANTONIO, TX	1,609.50	1
FOOD AND NUTRITION SERVICE	139RD ANNUAL ALPHA MEETING AND EXPOSITION	PHILADELPHIA, PA	5,088.08	5
FOOD AND NUTRITION SERVICE	21ST CENTURY LEARNING INSTITUTE	SAN DIEGO, CA	1,201.10	1
FOOD AND NUTRITION SERVICE	22ND CENTURY LEARNING INSTITUTE	SAN DIEGO, CA	748.79	1
FOOD AND NUTRITION SERVICE	AAPSS CONFERENCE	CHARLOTTE, NC	817.45	2
FOOD AND NUTRITION SERVICE	AFIP CONFERENCE	SALT LAKE CITY, UT	2,881.13	2
FOOD AND NUTRITION SERVICE	AFIP CONFERENCE	PHILADELPHIA, PA	2,881.13	2
FOOD AND NUTRITION SERVICE	AFIP CONFERENCE	HONOLULU, HI	2,469.05	2
FOOD AND NUTRITION SERVICE	AIMS CONFERENCE	SOUTH LAKE TAHOE, CA	531.25	1
FOOD AND NUTRITION SERVICE	AK SCHOOL NUTRITION CONFERENCE	ANCHORAGE, AK	2,409.86	2
FOOD AND NUTRITION SERVICE	ALLIANCE FOR A HEALTHIER GENERATION CONFERENCE	LITTLE ROCK, AR	3,313.18	4
FOOD AND NUTRITION SERVICE	AMERICAN COMMODITY DISTRIBUTION ASSOCIATION'S ANNUAL NATIONAL CONFERENCE	DENVER, CO	17,185.74	17
FOOD AND NUTRITION SERVICE	AMERICAN SCHOOL HEALTH ASSOCIATION	AMERICAN FALLS, ID	2,815.25	10
FOOD AND NUTRITION SERVICE	AMERICAN SECOND HARVEST CONFERENCE	ANAHUIM, CA	2,815.25	10
FOOD AND NUTRITION SERVICE	AMERICAN SCHOOL HEALTH ASSOCIATION	LOS ANGELES, CA	2,295.02	2
FOOD AND NUTRITION SERVICE	AMER. SCHOOL HEALTH ASSOCIATION	BURBANK, CA	696.00	1
FOOD AND NUTRITION SERVICE	ANNUAL NWA CONFERENCE	HOUSTON, TX	8,892.14	9
FOOD AND NUTRITION SERVICE	APHA CONFERENCE	NEW CASTLE, DE	359.72	1
FOOD AND NUTRITION SERVICE	APHA CONFERENCE	HEALING, MN	3,271.92	5
FOOD AND NUTRITION SERVICE	APHA CONFERENCE	GREENSBORO, NC	1,400.00	1
FOOD AND NUTRITION SERVICE	APISA CONFERENCE	ALEXANDRIA, VA	905.58	1
FOOD AND NUTRITION SERVICE	ASCD CONFERENCE	CHICAGO, IL	2,372.55	2
FOOD AND NUTRITION SERVICE	AT FSP QUALITY ASSURANCE CONFERENCE	PHOENIX, AZ	532.35	1
FOOD AND NUTRITION SERVICE	BIENNIAL STATE DIRECTORS MEETING	TAMPA, FL	996.00	1
FOOD AND NUTRITION SERVICE	CA ANNUAL STATE CONFERENCE	SAN LOUIS OBISPO, CA	653.29	1
FOOD AND NUTRITION SERVICE	CA CACFP ANNUAL CONFERENCE	LOS ANGELES, CA	1,535.37	1
FOOD AND NUTRITION SERVICE	CA WIC ASSOCIATION ANNUAL MEETING	SAN DIEGO, CA	1,579.27	2
FOOD AND NUTRITION SERVICE	CACFP CONFERENCE	PHOENIX, AZ	320.55	1
FOOD AND NUTRITION SERVICE	CALIFORNIA NUTRITION NETWORK CONFERENCE	WASHINGTON, D.C.	1,381.42	2
FOOD AND NUTRITION SERVICE	COLUEN CONFERENCE	SACRAMENTO, CA	211.28	1
FOOD AND NUTRITION SERVICE	CONFERENCE ON PROMOTION CONFERENCE	MONTEREY, CA	217.89	1
FOOD AND NUTRITION SERVICE	CONFERENCE ON PROMOTION CONFERENCE	MONTEREY, CA	1,048.08	2
FOOD AND NUTRITION SERVICE	CHILD AND ADULT CARE FOOD PROGRAM NATIONAL PROFESSIONAL ASSOCIATION	ORLANDO, FL	2,131.00	2
FOOD AND NUTRITION SERVICE	CHILD NUTRITION ARCHIVES CONFERENCE	OXFORD, FL	418.20	2
FOOD AND NUTRITION SERVICE	CROSS-PROGRAM NUTRITION EDUCATION CONFERENCE	ATLANTA, GA	1,073.58	3
FOOD AND NUTRITION SERVICE	CSPF NATIONAL CONFERENCE	DALLAS, TX	6,724.29	9
FOOD AND NUTRITION SERVICE	DEPT OF ED ON-HOUSEHOLD MEETING	MANHATTAN, NY	1,053.26	3
FOOD AND NUTRITION SERVICE	ED MEETING	RENO, NV	3,300.11	1
FOOD AND NUTRITION SERVICE	ED MEETING	RENO, NV	2,150.18	2
FOOD AND NUTRITION SERVICE	EFTA CONFERENCE	RENO, NV	432.73	1
FOOD AND NUTRITION SERVICE	ELECTRONIC FUNDS TRANSFER ASSOCIATION CONF	CLACKAMAS, OR	922.53	1
FOOD AND NUTRITION SERVICE	ERROR REDUCTION CONFERENCE	NEW ORLEANS, LA	2,382.05	2
FOOD AND NUTRITION SERVICE	FAITH-BASED CONFERENCE	ATLANTA, GA	2,454.32	2
FOOD AND NUTRITION SERVICE	FEDERAL CLOUTED WOMEN'S (FEW)	ATLANTA, GA	2,454.32	2
FOOD AND NUTRITION SERVICE	FLORIDA SNA CONFERENCE	NORFOLK, VA	1,048.08	1
FOOD AND NUTRITION SERVICE	FNS LEADERSHIP INSTITUTE	NORFOLK, VA	19,392.96	19
FOOD AND NUTRITION SERVICE	FNS LEADERSHIP INSTITUTE	CHARLOTTEVILLE, VA	11,920.58	14
FOOD AND NUTRITION SERVICE	FOCUS GROUPS CONFERENCE	KANSAS CITY, MO	472.56	1
FOOD AND NUTRITION SERVICE	FOCUS GROUPS CONFERENCE	LOS ANGELES, CA	890.48	1
FOOD AND NUTRITION SERVICE	FOOD AND DRUG ADMINISTRATION CONFERENCE	NEW ORLEANS, LA	590.48	1
FOOD AND NUTRITION SERVICE	FOOD AND DRUG ADMINISTRATION CONFERENCE	NEW ORLEANS, LA	1,489.13	1
FOOD AND NUTRITION SERVICE	FOOD SERVICE DIRECTORS MEETING	ALEXANDRIA, VA	1,372.95	1

FY 2006

Agency Name	Conference Name	Location of Travel	Total Costs	Staff Attending
FOOD AND NUTRITION SERVICE	FSP BENEFIT INTEGRITY MEETING	ORLANDO, FL	8,088.92	4
FOOD AND NUTRITION SERVICE	FSP FOCUS GROUP CONFERENCE	CHICAGO, IL	835.31	3
FOOD AND NUTRITION SERVICE	FSP FOCUS GROUP CONFERENCE	PHILADELPHIA, PA	547.27	2
FOOD AND NUTRITION SERVICE	FSP PAYMENT ACCURACY CONFERENCE	HARTFORD, CT	450.81	2
FOOD AND NUTRITION SERVICE	FSP NUTRITION CONFERENCE	GETTYSBURG, PA	3,009.88	10
FOOD AND NUTRITION SERVICE	GFT HOOKED ON HEALTH CONFERENCE	ST. LOUIS, MO	1,151.50	2
FOOD AND NUTRITION SERVICE	HACCP AT SNA MEETING	TAMPA, FL	1,372.96	2
FOOD AND NUTRITION SERVICE	HEALTHIERS SCHOOL CHALLENGE HEALTHY SCHOOL ENVIRONMENT	HOUSTON, TX	1,089.93	1
FOOD AND NUTRITION SERVICE	HOMELESSNESS SEMINAR	LOS ANGELES, CA	457.45	1
FOOD AND NUTRITION SERVICE	HUNGER WAREHOUSE	PHOENIX, AZ	228.23	1
FOOD AND NUTRITION SERVICE	HUNGER SUMMIT FOR DSP SSP SPONSORS	INDIANAPOLIS, IN	697.85	1
FOOD AND NUTRITION SERVICE	IFT EXPO	ATLANTA, GA	576.89	2
FOOD AND NUTRITION SERVICE	INFANT FORMULA REBATES BIDDER CONFERENCE	ROCKFORD, IL	628.58	1
FOOD AND NUTRITION SERVICE	IT SUMMIT CONFERENCE	ROCKFORD, IL	95.15	1
FOOD AND NUTRITION SERVICE	LA RAZA CONFERENCE	ARLINGTON, VA	1,341.85	1
FOOD AND NUTRITION SERVICE	LOUISIANA ASSN OF FAMILY DAY CARE CONFERENCE	LOS ANGELES, CA	3,115.14	2
FOOD AND NUTRITION SERVICE	LOUISIANA DEPARTMENT OF EDUCATION SCHOOL FOOD SERVICE CONFERENCE	MARKSVILLE, LA	758.39	2
FOOD AND NUTRITION SERVICE	LULAC CONFERENCE	BATON ROUGE, LA	2,238.54	3
FOOD AND NUTRITION SERVICE	MARO FSP DIRECTOR'S CONF	MILWAUKEE, WI	4,720.87	6
FOOD AND NUTRITION SERVICE	MARYLAND SCHOOL NUTRITION ASSN	LANCASTER, PA	1,182.87	5
FOOD AND NUTRITION SERVICE	MID FINE FALL CONFERENCE	OCEAN CITY, MD	165.48	1
FOOD AND NUTRITION SERVICE	MIDWEST BIG TEN FOOD STAMP CONFERENCE	COLUMBIA, MD	386.08	1
FOOD AND NUTRITION SERVICE	MIDWEST BIG TEN FOOD STAMP CONFERENCE	DETROIT, MI	125.35	1
FOOD AND NUTRITION SERVICE	NACCS CONFERENCE	GRAND RAPIDS, MI	3,027.11	2
FOOD AND NUTRITION SERVICE	NACFS CONFERENCE	DETROIT, MI	1,170.09	2
FOOD AND NUTRITION SERVICE	NAFDMA CONVENTION	LAS VEGAS, NV	2,186.43	3
FOOD AND NUTRITION SERVICE	NAPM CONFERENCE	AUSTIN, TX	542.83	1
FOOD AND NUTRITION SERVICE	NAPM CONFERENCE & ERROR REDUCTION CONFERENCE	PORTLAND, OR	7,683.94	7
FOOD AND NUTRITION SERVICE	NASU CONFERENCE	CLACKAMAS, OR	1,978.80	2
FOOD AND NUTRITION SERVICE	NASU CONFERENCE	LOUISVILLE, KY	1,481.50	2
FOOD AND NUTRITION SERVICE	NATIONAL ANTI-HUNGER POLICY CONFERENCE	LOUISVILLE, KY	2,510.01	3
FOOD AND NUTRITION SERVICE	NATIONAL ASSN OF FOOD DISTRIBUTION PROGRAMS ON INDIAN RESERVATIONS CONFERENCE	WASHINGTON, DC	15,571.36	15
FOOD AND NUTRITION SERVICE	NATIONAL BIENNIAL STATE AGENCY CONFERENCE	SEATTLE, WA	953.97	1
FOOD AND NUTRITION SERVICE	NATIONAL BIENNIAL STATE AGENCY CONFERENCE	ST. PETERSBURG, FL	10,138.71	11
FOOD AND NUTRITION SERVICE	NATIONAL CHILD AND ADULT CARE FOOD PROGRAM SPONSORS CONFERENCE	ST. PETERSBURG, FL	1,145.91	1
FOOD AND NUTRITION SERVICE	NATIONAL CONFERENCE OF STATE BREASTFEEDING COALITION	SAN ANTONIO, TX	2,510.01	1
FOOD AND NUTRITION SERVICE	NATIONAL CONFERENCE OF STATE BREASTFEEDING COALITION	ALEXANDRIA, VA	1,506.23	1
FOOD AND NUTRITION SERVICE	NATIONAL DAIRY COUNCIL & GENERAL MILLS "HEALTHY WEIGHT WAKE UP CALL FORUM"	CHICAGO, IL	830.09	2
FOOD AND NUTRITION SERVICE	NATIONAL FARMERS MARKET NUTRITION CONFERENCE	PLYMOUTH, MA	8,580.25	6
FOOD AND NUTRITION SERVICE	NATIONAL HEAD START MEETING	DETROIT, MI	989.05	2
FOOD AND NUTRITION SERVICE	NATIONAL HEAD START MEETING	DETROIT, MI	989.05	2
FOOD AND NUTRITION SERVICE	NATIONAL MEETING OF PS STATISTIANS	ORLANDO, FL	3,145.92	3
FOOD AND NUTRITION SERVICE	NATIONAL RECREATION AND PARK ASSOCIATION CONGRESS AND EXPO	SAN ANTONIO, TX	1,679.48	3
FOOD AND NUTRITION SERVICE	NATIONAL WAREHOUSE CONTRACT CONFERENCE	KANSAS CITY, MO	1,679.48	3
FOOD AND NUTRITION SERVICE	NATIONAL WIC ASSOCIATION NUTRITION AND BREASTFEEDING CONFERENCE	PHOENIX, AZ	5,489.31	7
FOOD AND NUTRITION SERVICE	NATL. DC COORDINATORS MTG	ALEXANDRIA, VA	5,876.91	9
FOOD AND NUTRITION SERVICE	NATL. DC COORDINATORS MTG	ALEXANDRIA, VA	13,103.92	9
FOOD AND NUTRITION SERVICE	NC DIETETIC ASSOCIATION'S MTG	RALEIGH, NC	203.82	1
FOOD AND NUTRITION SERVICE	NC FOOD SERVICE SUPERVISORS CONFERENCE	RALEIGH, NC	203.82	1
FOOD AND NUTRITION SERVICE	NC SPRING SHOWCASE	MANDAN, ND	1,248.75	1
FOOD AND NUTRITION SERVICE	NEHA CONF	SAN ANTONIO, TX	2,100.93	2
FOOD AND NUTRITION SERVICE	NEW FSP SPONSORS IN VIRGINIA ROAP	SAN ANTONIO, TX	500.13	1
FOOD AND NUTRITION SERVICE	NFSM CONFERENCE	RICHMOND, VA	572.87	1
FOOD AND NUTRITION SERVICE	NFSM ORIENTATION SESSION	ORFORD, MS	773.88	1
FOOD AND NUTRITION SERVICE	NSA	LAS VEGAS, NV	2,933.53	3



FY 2006

Agency/Program	Conference Name	Location of Travel	Total Costs	Staff Attending
FOOD AND NUTRITION SERVICE	NASA CONFERENCE	PHILADELPHIA, PA	1,480.76	2
FOOD AND NUTRITION SERVICE	NOMAR CONFERENCE	DALLAS, TX	1,104.00	1
FOOD AND NUTRITION SERVICE	NORTH-EAST REGIONAL CONFERENCE	HARTFORD, CT	199.99	1
FOOD AND NUTRITION SERVICE	NORTH-EAST REGIONAL FOOD STAMP CONFERENCE	BOSTON, MA	1,483.95	1
FOOD AND NUTRITION SERVICE	NPTA CONFERENCE	PHOENIX, AZ	2,960.39	2
FOOD AND NUTRITION SERVICE	NRA CONFERENCE	COLUMBUS, OH	1,531.41	1
FOOD AND NUTRITION SERVICE	NWA CONFERENCE AND OHIO CONFERENCE	COLUMBUS, OH	1,531.41	1
FOOD AND NUTRITION SERVICE	NY ANNUAL WIC MEETING	ALBANY, NY	131.55	1
FOOD AND NUTRITION SERVICE	OBESITY CONFERENCE	LONDON, UK	3,240.07	2
FOOD AND NUTRITION SERVICE	OH SNA CONFERENCE	CINCINNATI, OH	758.06	1
FOOD AND NUTRITION SERVICE	OPM FEDERAL WORKFORCE CONFERENCE	BALTIMORE, MD	2,645.94	3
FOOD AND NUTRITION SERVICE	PATHMARK HEALTH PROMOTION FAIR	CHICAGO, IL	1,000.00	1
FOOD AND NUTRITION SERVICE	PERCUTANEOUS MEDICINE CONFERENCE	CHICAGO, IL	1,000.00	1
FOOD AND NUTRITION SERVICE	REGIONAL DAY CARE HOME SPONSORS' ASSOCIATION	CHICAGO, IL	722.84	2
FOOD AND NUTRITION SERVICE	REGIONAL DAY CARE HOME SPONSORS' ASSOCIATION	CHICAGO, IL	722.84	2
FOOD AND NUTRITION SERVICE	REPRESENTATIVE JOE BACCA OBESITY SUMMIT	SAN ANTONIO, TX	422.16	1
FOOD AND NUTRITION SERVICE	RETAILER INTEGRITY CONFERENCE	NEW LONDON, CT	259.28	1
FOOD AND NUTRITION SERVICE	SA BREASTFEEDING SYMPOSIUM	SAN BERNARDINO, CA	461.82	1
FOOD AND NUTRITION SERVICE	SCHOOL NUTRITION ASSOCIATIONS ANNUAL NATIONAL CONFERENCE	OKLAHOMA CITY, OK	334.88	1
FOOD AND NUTRITION SERVICE	SCHOOL NUTRITION ASSOCIATIONS ANNUAL NATIONAL CONFERENCE	LOS ANGELES, CA	34,210.91	29
FOOD AND NUTRITION SERVICE	SENIOR NUTRITION SERVICE	CHICAGO, IL	1,000.00	1
FOOD AND NUTRITION SERVICE	SERVO STATE FS PROGRAM DIRECTOR'S MEETING	TAMPA, FL	3,238.96	5
FOOD AND NUTRITION SERVICE	SFI CONFERENCE	LOS ANGELES, CA	343.48	1
FOOD AND NUTRITION SERVICE	SMA CONF	DENVER, CO	4,997.08	6
FOOD AND NUTRITION SERVICE	SMA CONFERENCE	RICHMOND, VA	111.55	1
FOOD AND NUTRITION SERVICE	SMA CONFERENCE	TAMPA, FL	711.50	1
FOOD AND NUTRITION SERVICE	SMA CONFERENCE	LOS ANGELES, CA	1,555.83	2
FOOD AND NUTRITION SERVICE	SMA CONFERENCE	STETTERSBURG, FL	4,802.86	2
FOOD AND NUTRITION SERVICE	SOCIETY FOR NUTRITION EDUCATION ANNUAL CONFERENCE	SAN FRANCISCO, CA	10,930.16	10
FOOD AND NUTRITION SERVICE	SOUTHERN LEGISLATIVE CONFERENCE	LOUISVILLE, KY	780.95	1
FOOD AND NUTRITION SERVICE	SPANISH FOOD GUIDE PYRAMID CONFERENCE	MIAMI, FL	882.86	5
FOOD AND NUTRITION SERVICE	STATE AGENCY CONFERENCE	TAMPA, FL	1,136.78	2
FOOD AND NUTRITION SERVICE	STATE AGENCY CONFERENCE & AHA 139RD ANNUAL MEETING	TAMPA, FL	1,158.37	1
FOOD AND NUTRITION SERVICE	STATE AGENCY CONFERENCE	TAMPA, FL	1,158.37	1
FOOD AND NUTRITION SERVICE	STATE AGENCY CONFERENCE	OKLAHOMA CITY, OK	851.51	1
FOOD AND NUTRITION SERVICE	SUMMER FOOD SERVICE DIRECTOR WORKSHOPS	OKLAHOMA CITY, OK	3,405.89	7
FOOD AND NUTRITION SERVICE	SUMMER FOOD SERVICE PROGRAM CONFERENCE	GETTYSBURG, PA	1,705.11	1
FOOD AND NUTRITION SERVICE	TAX OFFSET PROGRAM CONFERENCE FOR ERROR REDUCTION	ARLINGTON, VA	915.76	1
FOOD AND NUTRITION SERVICE	TEXAS ASSOCIATION FOR SCHOOL NUTRITION	GALVESTON, TX	24,412.00	22
FOOD AND NUTRITION SERVICE	TRI-REGIONAL FOOD STAMP PARTICIPATION (FSP) CONFERENCE	PARK CITY, UT	24,412.00	22
FOOD AND NUTRITION SERVICE	TRN REGIONAL FOOD STAMP PARTICIPATION (FSP) CONFERENCE	PARK CITY, UT	24,412.00	22
FOOD AND NUTRITION SERVICE	USA INFORMATION TECHNOLOGY SUMMIT	LOS ANGELES, CA	2,713.08	10
FOOD AND NUTRITION SERVICE	WEST VIRGINIA PAYMENT ACCURACY CONFERENCE	PARKERSBURG, WV	647.09	1
FOOD AND NUTRITION SERVICE	WESTERN ASSOCIATION FOOD DISTRIBUTION PROGRAMS ON INDIAN RESERVATIONS (WAFDPIR) CONFERENCE	RENO, NV	2,340.15	5
FOOD AND NUTRITION SERVICE	WHITE HOUSE FATHE-BASED AND COMMUNITY INITIATIVES (FBCI) CONFERENCE	AUSTIN, TX	536.63	1
FOOD AND NUTRITION SERVICE	WHITE HOUSE FATHE-BASED AND COMMUNITY INITIATIVES (FBCI) CONFERENCE	MILWAUKEE, WI	471.25	1
FOOD AND NUTRITION SERVICE	WIC CONFERENCE	CHICAGO, IL	5,872.88	2
FOOD AND NUTRITION SERVICE	WOMEN, INFANTS AND CHILDREN (WIC) ELECTRONIC BENEFIT TRANSFER (EBT) USERS GROUP MEETING	EL PASO, TX	5,872.88	7
FOOD SAFETY AND INSPECTION SERVICE	40TH LUAR CONFERENCE	TOKYO, JAPAN	2,367.88	1
FOOD SAFETY AND INSPECTION SERVICE	4TH ANNUAL SMALL FARM CONFERENCE	GREENSBORO, NC	1,082.30	1
FOOD SAFETY AND INSPECTION SERVICE	5TH INTERNATIONAL CONFERENCE ON EMERGING INFECTIOUS DISEASES	ATLANTA, GA	843.95	1
FOOD SAFETY AND INSPECTION SERVICE	CONFERENCE ON KOREANIS FREE TRADE AGREEMENT	SEATTLE, WA	1,548.70	1
FOOD SAFETY AND INSPECTION SERVICE	ENTERPRISE ARCHITECTURE CONFERENCE	MINNEAPOLIS, MN	1,244.35	1
FOOD SAFETY AND INSPECTION SERVICE	ESSE (103)	HOUSTON, TX	2,057.61	2
FOOD SAFETY AND INSPECTION SERVICE	FL LIVESTOCK AND POULTRY	ATLANTA, GA	4,341.79	3
FOOD SAFETY AND INSPECTION SERVICE	FL LIVESTOCK AND POULTRY	ST. LOUIS, MO	3,708.28	3
FOOD SAFETY AND INSPECTION SERVICE	FL LIVESTOCK AND POULTRY	SPRINGFIELD, PA	2,383.45	1
FOOD SAFETY AND INSPECTION SERVICE	FL LIVESTOCK AND POULTRY	SPRINGDALE, AR	582.93	1

Agric Name	Conference Name	Location of Travel	Total Costs	Sust. Activities
FOOD SAFETY AND INSPECTION SERVICE	FL LIVESTOCK AND POULTRY	DENVER, CO	1,270.08	
FOOD SAFETY AND INSPECTION SERVICE	FL LIVESTOCK AND INSPECTION SERVICE	CHATTANOOGA, TN	3,429.63	2
FOOD SAFETY AND INSPECTION SERVICE	FL LIVESTOCK AND POULTRY	KENNESAW, GA	1,671.46	1
FOOD SAFETY AND INSPECTION SERVICE	FL LIVESTOCK AND POULTRY	JACKSONVILLE, FL	2,842.75	2
FOOD SAFETY AND INSPECTION SERVICE	FL LIVESTOCK AND INSPECTION SERVICE	MEMPHIS, TN	2,366.40	2
FOOD SAFETY AND INSPECTION SERVICE	FL LIVESTOCK AND POULTRY	DALLAS, TX	598.56	1
FOOD SAFETY AND INSPECTION SERVICE	FOOD INSPECTOR POULTRY (019)	RALEIGH, NC	2,302.26	2
FOOD SAFETY AND INSPECTION SERVICE	FY 06 IMPORTS SESSION	UNION, NJ	8,815.08	9
FOOD SAFETY AND INSPECTION SERVICE	FY 06 EXPORTS SESSION	MATRY, NJ	8,815.08	9
FOOD SAFETY AND INSPECTION SERVICE	FY 06 IT SESSION 06	COLLEGE STATION, TX	24,951.21	27
FOOD SAFETY AND INSPECTION SERVICE	PX05 PHN 012	OMAHA, NE	32,648.17	11
FOOD SAFETY AND INSPECTION SERVICE	PX06 PHY SESSION 016 RALEIGH, NC	DES MOINES, IA	57,572.53	37
FOOD SAFETY AND INSPECTION SERVICE	PX06 PHY SESSION 016 RALEIGH, NC	ST LOUIS, MO	3,677.19	1
FOOD SAFETY AND INSPECTION SERVICE	PX06 PHY SESSION 016 RALEIGH, NC	RALEIGH, NC	9,428.85	46
FOOD SAFETY AND INSPECTION SERVICE	IAPP CONFERENCE	CALGARY, CA	1,184.28	1
FOOD SAFETY AND INSPECTION SERVICE	IAPP CONFERENCE	GUADALAJARA, MX	1,509.96	1
FOOD SAFETY AND INSPECTION SERVICE	INCIDENT MANAGEMENT MEETING	MACON, GA	162.78	1
FOOD SAFETY AND INSPECTION SERVICE	INT LIFE SCIENCES INSTITUTE WORKSHOP ON USING MICROBIOLOGICAL	PRAGUE, CZ	2,417.68	1
FOOD SAFETY AND INSPECTION SERVICE	FOOD SAFETY AND INSPECTION SERVICE	WILMINGTON, DE	1,500.00	1
FOOD SAFETY AND INSPECTION SERVICE	LEADERSHIP ASSESSMENT DEVELOPMENT PROGRAM	SHERIDOWSTOWN, WV	5,907.05	14
FOOD SAFETY AND INSPECTION SERVICE	LEADERSHIP POTENTIAL PROGRAM	SAN FRANCISCO, CA	9,860.95	6
FOOD SAFETY AND INSPECTION SERVICE	LEADERSHIP POTENTIAL PROGRAM	DALLAS, TX	27,412.61	20
FOOD SAFETY AND INSPECTION SERVICE	MED NET VET CONFERENCE	BERLIN, GE	3,844.15	2
FOOD SAFETY AND INSPECTION SERVICE	NCA MEETING - REGULATORY OFFICIALS CONFERENCE	CHICAGO, IL	595.32	1
FOOD SAFETY AND INSPECTION SERVICE	NATIONAL REGulating ON POLlUTry HEALTH AND PROCESSING	OCEAN CITY, MD	599.32	1
FOOD SAFETY AND INSPECTION SERVICE	NATIONAL SUPERVISORY CONFERENCE	PHOENIX, AZ	62,210.58	46
FOOD SAFETY AND INSPECTION SERVICE	PHY LESSON 004	COLLEGE STATION, TX	1,579.66	1
FOOD SAFETY AND INSPECTION SERVICE	PHY LESSON 004	PHILADELPHIA, PA	92,484.93	34
FOOD SAFETY AND INSPECTION SERVICE	PHY LESSON 004	HOUSTON, TX	3,017.26	2
FOOD SAFETY AND INSPECTION SERVICE	PHY LESSON 004	ATLANTA, TX	5,055.56	2
FOOD SAFETY AND INSPECTION SERVICE	PHY LESSON 004	DALLAS, TX	89,291.49	51
FOOD SAFETY AND INSPECTION SERVICE	PHY LESSON 004	ALBANY, NY	6,863.29	2
FOOD SAFETY AND INSPECTION SERVICE	POULTRY CONFERENCE	ORLANDO, FL	1,956.01	1
FOOD SAFETY AND INSPECTION SERVICE	SOFT TISSUE ANALYSIS ANNUAL MEETING	PHOENIX, AZ	15,848.85	19
STATE DIRECTORS AND STATE TA COORDINATORS TIE NATIONAL	BANDERA, TX	3,908.85	1	
TEXAS STATE MEET INSPECTIONS CONFERENCE	SPARKS, NV	935.57	1	
WESTERN STATES LIVESTOCK HEALTH ASSOCIATION MEETING	HAMBURG, GERMANY	1,283.00	1	
20TH EUROPEAN DRIED FRUIT MEETING	PARIS, FRANCE	2,971.00	1	
SHD ANNUAL CONFERENCE ON RURAL DEVELOPMENT IN EUROPE	LONDON, UK	1,475.10	2	
ABARE OUTLOOK CONFERENCE	CANBERRA, AUSTRALIA	1,475.10	2	
ADMINISTRATIVE CONFERENCE	MIAMI, FL	917.724	66	
ADMINISTRATIVE CONFERENCE	MAMI, FL	971.552	4	
FOREIGN AGRICULTURAL SERVICE	ACARQUIA, VENEZUELA	1,976.00	3	
FOREIGN AGRICULTURAL SERVICE	AGRO TENDENCIAS GRAIN CONFERENCE	BUENOS AIRES, ARGENTINA	2,165.94	1
FOREIGN AGRICULTURAL SERVICE	AI DONOR CONFERENCE	BEIJING, CHINA	1,658.99	1
FOREIGN AGRICULTURAL SERVICE	ASSADIQ AG MEETING	ASHVILLE, NC	773.00	1
FOREIGN AGRICULTURAL SERVICE	AMERICAN TURKISH COUNCIL CONFERENCE	WASHINGTON, D.C	3,363.00	1
FOREIGN AGRICULTURAL SERVICE	ANNUAL CONVENTION OF THE ASSOCIATION OF INGREDIENTS IN ANIMAL FEED (GA)	LEIPZIG, GERMANY	159.95	1
FOREIGN AGRICULTURAL SERVICE	ANNUAL DONORS MEETING FOR CATIE	TURRUBALA, COSTA RICA	3,156.05	2

FY 2006

Agency/Service	Conference Name	Location of Travel	Total Costs	Staff Allocated
FOREIGN AGRICULTURAL SERVICE	AFPC CAPACITY BUILDING SEMINAR ON AVIAN INFLUENZA	HANOI, VIETNAM	1,032.02	1
FOREIGN AGRICULTURAL SERVICE	AFPC CONFERENCE ON AI ISSUES	DA NANG, VIETNAM	1,431.10	3
FOREIGN AGRICULTURAL SERVICE	APHIS ASIA PACIFIC REGIONAL MEETING	BANGKOK, THAILAND	2,604.15	1
FOREIGN AGRICULTURAL SERVICE	APPLE CROP OUTLOOK AND MARKETING CONFERENCE	CHICAGO, ILLINOIS	1,440.00	1
FOREIGN AGRICULTURAL SERVICE	ARGENTINE NO-TILL GROWERS ASSOCIATION (AAPRESID)	ROSARIO, ARGENTINA	4,508.00	1
FOREIGN AGRICULTURAL SERVICE	ASIA CEREAL PRODUCTION CONFERENCE	CAIRO, EGYPT	1,100.00	1
FOREIGN AGRICULTURAL SERVICE	ASIA FRUIT CONGRESS	BEIJING, CHINA	616.03	1
FOREIGN AGRICULTURAL SERVICE	ASIA FRUIT CONGRESS	BEIJING, CHINA	4,800.00	1
FOREIGN AGRICULTURAL SERVICE	ASIA CONFERENCE	CHICAGO, IL	1,940.83	10
FOREIGN AGRICULTURAL SERVICE	ATO SHANGHAI OFFICE MEETING	LIJIANG	7,336.78	1
FOREIGN AGRICULTURAL SERVICE	ATTACHE MEETING	ATHENS, GREECE	2,423.00	1
FOREIGN AGRICULTURAL SERVICE	BIOMASS CONFERENCE	BRUSSELS, BELGIUM	1,158.00	1
FOREIGN AGRICULTURAL SERVICE	BIOPULPS CONFERENCE	AUSSEL, FRANCE	2,713.45	1
FOREIGN AGRICULTURAL SERVICE	BIOMASS FOR ENERGY CONFERENCE	BRUSSELS	850.00	1
FOREIGN AGRICULTURAL SERVICE	BIOTECHNOLOGY WORKSHOP	BRATISLAVA, SLOVAKIA	327.00	1
FOREIGN AGRICULTURAL SERVICE	BIOTECHNOLOGY WORKSHOP	DENMARK	482.00	1
FOREIGN AGRICULTURAL SERVICE	BIOTECHNOLOGY WORKSHOP	MONTEPELLIER, FRANCE	1,336.07	1
FOREIGN AGRICULTURAL SERVICE	BIOTECHNOLOGY WORKSHOP	PARIS, FRANCE	3,409.00	1
FOREIGN AGRICULTURAL SERVICE	BIOTECHNOLOGY WORKSHOP	TUNIS, TUNIS	409.00	1
FOREIGN AGRICULTURAL SERVICE	BIOTECHNOLOGY WORKSHOP	YALTA, UKRAINE	1,001.26	2
FOREIGN AGRICULTURAL SERVICE	BIOTECHNOLOGY WORKSHOP	BANGKOK, THAILAND	248.47	1
FOREIGN AGRICULTURAL SERVICE	BLACK SEA BIOTECH CONFERENCE	SOFIA, BULGARIA	2,816.36	2
FOREIGN AGRICULTURAL SERVICE	BLACK SEA GRAIN CONFERENCE	KIEV, UKRAINE	3,688.00	1
FOREIGN AGRICULTURAL SERVICE	CA REGIONAL PLANNING CONFERENCE	SONSONATE, EL SALVADOR	4,844.00	9
FOREIGN AGRICULTURAL SERVICE	CALIFORNIA AGRICULTURAL ROUNDTABLE MEETING	MONTEREY, CA	1,990.36	2
FOREIGN AGRICULTURAL SERVICE	CALIFORNIA/MEDITERRANEAN CROPS SYMPOSIUM	MONTEPELLIER, FRANCE	1,000.00	1
FOREIGN AGRICULTURAL SERVICE	CANADA CONCEPTS	TORONTO, ON, CANADA	4,061.95	3
FOREIGN AGRICULTURAL SERVICE	CANADIAN CATTLEMAN'S ASSOC	NIAGARA FALLS, ON, CANADA	1,272.01	1
FOREIGN AGRICULTURAL SERVICE	CANADIAN GRAINS COUNCIL	OTTAWA, ON, CANADA	504.38	2
FOREIGN AGRICULTURAL SERVICE	CANADIAN PRODUCE MARKETING ASSOCIATION	VANCOUVER, BC, CANADA	1,918.82	2
FOREIGN AGRICULTURAL SERVICE	CAPACITY BUILDING SEMINAR ON GREEN BIOTECH (GA)	LEIPZIG, GERMANY	303.85	1
FOREIGN AGRICULTURAL SERVICE	CDN MEAT COUNCIL	QUEBEC CITY, QC, CANADA	1,473.04	1
FOREIGN AGRICULTURAL SERVICE	CHINA COOPERATOR MEETING	SHENZHEN, CHINA	1,273.99	1
FOREIGN AGRICULTURAL SERVICE	CHINA COOPERATOR MEETING	QINGDAO, CHINA	2,132.00	2
FOREIGN AGRICULTURAL SERVICE	CHINA COUNTRY LOOK CONFERENCE	CHENGDU, CHINA	1,100.00	1
FOREIGN AGRICULTURAL SERVICE	CHINA MEETING WITH ASA CONFERENCE	CHENGDU, SICHUAN, CHINA	21,000.00	15
FOREIGN AGRICULTURAL SERVICE	COCERAL AND OLSEEDS ANNUAL CONSOLIDATED REPORTING MEETING	BUDAPEST, HUNGARY	3,057.25	2
FOREIGN AGRICULTURAL SERVICE	COCERAL-IPC CONGRESS	BUDAPEST, HUNGARY	2,765.00	1
FOREIGN AGRICULTURAL SERVICE	CODEX WORKSHOP	BUDAPEST, HUNGARY	1,348.00	1
FOREIGN AGRICULTURAL SERVICE	CODEX WORKSHOP	MAPUTO, MOZAMBIQUE	2,500.00	1
FOREIGN AGRICULTURAL SERVICE	COEXISTENCE SEMINAR	BRATISLAVA, SLOVAKIA	510.00	1
FOREIGN AGRICULTURAL SERVICE	COEXISTENCE SEMINAR	BRATISLAVA, SLOVAKIA	1,500.00	1
FOREIGN AGRICULTURAL SERVICE	COEXISTENCE SEMINAR	MARIBOR, SLOVENIA	205.00	1
FOREIGN AGRICULTURAL SERVICE	COLD CHAIN CONFERENCE	DAVAO, RP	208.00	1
FOREIGN AGRICULTURAL SERVICE	COMESA CONFERENCE	KIGALI, RWANDA	1,900.00	2
FOREIGN AGRICULTURAL SERVICE	COMESA MINISTERIAL CONFERENCE	CAIRO, EGYPT	1,518.38	1
FOREIGN AGRICULTURAL SERVICE	COMMODITY SEMINAR	MARACAY, VENEZUELA	271.00	2
FOREIGN AGRICULTURAL SERVICE	CONFERENCE ON AGRICULTURAL PRODUCTS IN THE WTO	BRUSSELS	900.00	1
FOREIGN AGRICULTURAL SERVICE	CONFERENCE ON BIOTECHNOLOGY	CESKE BUDEOVICE, CZECH REPUBLIC	86.00	1
FOREIGN AGRICULTURAL SERVICE	CONFERENCE ON COMPETITIVENESS	BOLGOMAT, ITALY	1,034.00	1
FOREIGN AGRICULTURAL SERVICE	CONSOLIDATED DAIRY REPORT MEETING	BRUSSELS	476.12	1
FOREIGN AGRICULTURAL SERVICE	CONSOLIDATED GRAIN & FEED MEETING	BRUSSELS	472.48	1
FOREIGN AGRICULTURAL SERVICE	CONSOLIDATED OILSEEDS MEETING	BRUSSELS	553.14	1
FOREIGN AGRICULTURAL SERVICE	CONSOLIDATED OILSEEDS MEETING	BUDAPEST	1,507.31	1

FY 2005

Agency Name	Conference Name	Location of Travel	Total Costs	Staff Attending
FOREIGN AGRICULTURAL SERVICE	CONSULTATIVE COMMITTEE ON AGRIC MEETINGS	WASHINGTON, D.C.	1,218.42	1
FOREIGN AGRICULTURAL SERVICE	COPA COBECA 2005 CONGRESS OF EUROPEAN FARMERS	STRASSBOURG/FRANCE	1,287.00	1
FOREIGN AGRICULTURAL SERVICE	CORN GROWERS ASSOCIATION	MUNICH, GERMANY	908.95	1
FOREIGN AGRICULTURAL SERVICE	COSDA CONFERENCE	GENEVA, NY	1,000.00	1
FOREIGN AGRICULTURAL SERVICE	COUNCIL OF FOREST INDUSTRIES	KELOWNA, BC, CANADA	635.36	1
FOREIGN AGRICULTURAL SERVICE	COUNCIL OF FOREST INDUSTRIES	KELOWNA, BC, CANADA	1,000.00	1
FOREIGN AGRICULTURAL SERVICE	CRAFT BREWERS CONFERENCE	SEATTLE, WA	2,227.64	2
FOREIGN AGRICULTURAL SERVICE	CROPLIFE	CALGARY, AB, CANADA	3,354.29	1
FOREIGN AGRICULTURAL SERVICE	CSSF STRATEGY MINI MEETING	SANTO DOMINGO, DOM. REP.	2,800.00	1
FOREIGN AGRICULTURAL SERVICE	DAIRY ANNUAL MEETING	BRUSSELS, BELGIUM	1,498.00	1
FOREIGN AGRICULTURAL SERVICE	DAIRY CONGRESS	BRUSSELS, BELGIUM	1,450.00	1
FOREIGN AGRICULTURAL SERVICE	DAIRY CONSOLIDATED MEETING	BRUSSELS, BELGIUM	977.95	1
FOREIGN AGRICULTURAL SERVICE	DAIRY MEETING	DENMARK	524.00	1
FOREIGN AGRICULTURAL SERVICE	DAIRY REPORT MEETING	BRUSSELS	466.63	1
FOREIGN AGRICULTURAL SERVICE	DANISH CATTLE ASSOC. MEETING	DENMARK	609.00	1
FOREIGN AGRICULTURAL SERVICE	DANISH FARMERS MEETING	DENMARK	593.00	1
FOREIGN AGRICULTURAL SERVICE	DANISH PIG PRODUCERS ANNUAL MEETING	DENMARK	773.00	1
FOREIGN AGRICULTURAL SERVICE	DANISH PIG PRODUCERS ANNUAL MEETING	DENMARK	773.00	1
FOREIGN AGRICULTURAL SERVICE	ESTONIAN MIN OF AG ORGANIC FARMING TOUR	ESTONIA	1,671.00	2
FOREIGN AGRICULTURAL SERVICE	EU BRUSSELS IN A DAY & EU POLICY BOTTOM LINE	BRUSSELS/BELGIUM	1,468.00	1
FOREIGN AGRICULTURAL SERVICE	EU ANNUAL LIVESTOCK CONSOLIDATION WORKS	PARIS, FRANCE	1,851.00	1
FOREIGN AGRICULTURAL SERVICE	EU CONFERENCE	ATHENS, GREECE - EUROPE	1,383.49	1
FOREIGN AGRICULTURAL SERVICE	EU CONSOLIDATED REPORTING	VIENNA, AUSTRIA	662.00	2
FOREIGN AGRICULTURAL SERVICE	EU CONSOLIDATED REPORTING	VIENNA, AUSTRIA	1,723.01	2
FOREIGN AGRICULTURAL SERVICE	EU CONSOLIDATED REPORTING	PARIS, FRANCE	5,655.37	5
FOREIGN AGRICULTURAL SERVICE	EU CONSOLIDATED REPORTING	BUDAPEST, HUNGARY	1,282.63	2
FOREIGN AGRICULTURAL SERVICE	EU CONSOLIDATED REPORTING	BRUSSELS, BELGIUM	4,534.52	4
FOREIGN AGRICULTURAL SERVICE	EU CONSOLIDATED REPORTING	BRUSSELS	2,349.06	2
FOREIGN AGRICULTURAL SERVICE	EU CONSOLIDATED DAIRY MEETING	BRUSSELS	675.00	1
FOREIGN AGRICULTURAL SERVICE	EU CONSOLIDATED DAIRY MEETING	BRUSSELS, BELGIUM	675.00	1
FOREIGN AGRICULTURAL SERVICE	EU COUNSELLOR WORKSHOP	ATHENS, GREECE	1,288.43	1
FOREIGN AGRICULTURAL SERVICE	EU DAIRY MEETING	BRUSSELS	865.00	1
FOREIGN AGRICULTURAL SERVICE	EU HEADS OF OFFICE MEETING	ATHENS, GREECE	2,620.93	1
FOREIGN AGRICULTURAL SERVICE	EU LIVESTOCK CONSOLIDATED MEETING	ATHENS, GREECE	2,124.85	1
FOREIGN AGRICULTURAL SERVICE	EU TRADE POLICY WORKSHOP	BRUSSELS, BELGIUM	3,053.95	1
FOREIGN AGRICULTURAL SERVICE	EU TRADE POLICY WORKSHOP	ATHENS, GREECE	1,599.00	1
FOREIGN AGRICULTURAL SERVICE	EU TRADE POLICY WORKSHOP	ATHENS, GREECE	1,599.00	1
FOREIGN AGRICULTURAL SERVICE	EXPORT-IMPORT BANK'S ANNUAL CONFERENCE	WASHINGTON, D.C.	375.00	3
FOREIGN AGRICULTURAL SERVICE	FANCY FOOD SHOW	NEW YORK, NY	1,613.34	1
FOREIGN AGRICULTURAL SERVICE	FAO/IAI AI CONFERENCE	BANGKOK, THAILAND	1,163.93	2
FOREIGN AGRICULTURAL SERVICE	FAS ADMINISTRATIVE CONFERENCE	MIAMI, FL	4,797.31	2
FOREIGN AGRICULTURAL SERVICE	FAS ANNUAL GRAIN CONSOLIDATION MEETING	BRUSSELS, BELGIUM	554.31	1
FOREIGN AGRICULTURAL SERVICE	FAS ANNUAL GRAIN CONSOLIDATION MEETING	BRUSSELS, BELGIUM	554.31	1
FOREIGN AGRICULTURAL SERVICE	FAS EU POLICY WORKSHOP	ATHENS, GREECE	2,304.00	1
FOREIGN AGRICULTURAL SERVICE	FAS EU POLICY WORKSHOP	ATHENS, GREECE	2,304.00	1
FOREIGN AGRICULTURAL SERVICE	FAS EU TRADE POLICY WORKSHOP	ATHENS, GREECE	4,539.00	3
FOREIGN AGRICULTURAL SERVICE	FAS JAPAN MEETING	IZU, JAPAN	2,701.02	6
FOREIGN AGRICULTURAL SERVICE	FAS JAPAN MEETING	IZU, JAPAN	3,468.00	1
FOREIGN AGRICULTURAL SERVICE	FAS JAPAN MEETING	TOKYO, JAPAN	1,108.67	3
FOREIGN AGRICULTURAL SERVICE	FAS SEMI-ANNUAL GRAIN CONSULTATION MEETING	VIENNA, AUSTRIA	1,178.71	1
FOREIGN AGRICULTURAL SERVICE	FAS SEMI-ANNUAL GRAIN CONSULTATION MEETING	VIENNA, AUSTRIA	1,178.71	1
FOREIGN AGRICULTURAL SERVICE	FAS SEMI-ANNUAL LIVESTOCK CONSOLIDATION MEETING	BRUSSELS, BELGIUM	682.66	1
FOREIGN AGRICULTURAL SERVICE	FAS STRATEGIC PLANNING CONFERENCE	ARUSHA, TANZANIA	4,329.00	5
FOREIGN AGRICULTURAL SERVICE	FEED HYGIENE CONF + CONSULTATIONS	WASHINGTON, D.C.	2,854.00	1
FOREIGN AGRICULTURAL SERVICE	FISH AND SEAFOOD FAIR	OSLO, NORWAY	1,989.00	1
FOREIGN AGRICULTURAL SERVICE	FLA INFORMATION CENTER (AUP)	BERLIN, GERMANY	494.00	1
FOREIGN AGRICULTURAL SERVICE	FUSEA FARM UNION ANNUAL CONFERENCE	METZ, FRANCE	494.00	2

FY 2008

Agency Name	Conference Name	Location of Travel	Total Costs	Staff Attending
FOREIGN AGRICULTURAL SERVICE	FOOD INGREDIENTS EUROPE TRADE	PARIS, FRANCE	647.00	1
FOREIGN AGRICULTURAL SERVICE	FOOD LABELLING SEMINAR	ROTTERDAM, THE NETHERLANDS	875.00	1
FOREIGN AGRICULTURAL SERVICE	FOOD PROCESSORS OF CANADA	COLLINGWOOD, ON, CANADA	1,789.21	1
FOREIGN AGRICULTURAL SERVICE	FOOD SAFETY CONFERENCE FORUM	BAHRAIN	2,085.16	1
FOREIGN AGRICULTURAL SERVICE	FOOD SAFETY CONFERENCE FORUM	BAHRAIN	1,000.00	1
FOREIGN AGRICULTURAL SERVICE	FRENCH DAIRY PRODUCERS ANNUAL CONGRESS	DION, FRANCE	264.98	2
FOREIGN AGRICULTURAL SERVICE	FRESH CONFERENCE 2008	SUN CITY, SOUTH AFRICA	964.00	2
FOREIGN AGRICULTURAL SERVICE	FRESHFILL CONFERENCE	SEVILLE, SPAIN	2,240.00	1
FOREIGN AGRICULTURAL SERVICE	FRUIT LOGISTICA	BERLIN, GERMANY	3,290.00	1
FOREIGN AGRICULTURAL SERVICE	GERMAN FARMERS UNION	MAGDEBURG, GERMANY	304.61	1
FOREIGN AGRICULTURAL SERVICE	GLOBAL WHEAT TRADE & TURKEY CONFERENCE	HAMBURG, GERMANY	493.07	1
FOREIGN AGRICULTURAL SERVICE	GLOBAL WHEAT TRADE & TURKEY CONFERENCE	WASHINGTON, D.C.	195.00	129
FOREIGN AGRICULTURAL SERVICE	GRAIN AND FEED CONSOLIDATED REPORT CONFERENCE	ANTALYA, TURKEY	350.00	1
FOREIGN AGRICULTURAL SERVICE	GRAINS CONFERENCE	VIENNA, AUSTRIA	974.48	2
FOREIGN AGRICULTURAL SERVICE	GRAINS CONSOLIDATED REPORTING MTG	GAZIANTEP, TURKEY	1,908.00	2
FOREIGN AGRICULTURAL SERVICE	GRAINWORLD	SOCHI, RUSSIA	2,873.86	2
FOREIGN AGRICULTURAL SERVICE	GRANWORLD	VIENNA, AU	3,142.00	2
FOREIGN AGRICULTURAL SERVICE	INTERNATIONAL FOOD LAW IN AN ENLARGED EUROPE: NEW TRENDS AND CHALLENGES	WINNIPEG, MB, CANADA	3,865.82	3
FOREIGN AGRICULTURAL SERVICE	INTERNATIONAL FOOD LAW IN AN ENLARGED EUROPE: NEW TRENDS AND CHALLENGES	VIENNA, AUSTRIA	2,731.00	2
FOREIGN AGRICULTURAL SERVICE	ICASA WORKSHOP	MANILA, PHILIPPINES	2,131.96	2
FOREIGN AGRICULTURAL SERVICE	IFT EXPO	ORLANDO, FL	1,905.00	2
FOREIGN AGRICULTURAL SERVICE	III SYMPOSIUM FROM EARTH TO CONSUMPTION	CARACAS, VENEZUELA	174.00	3
FOREIGN AGRICULTURAL SERVICE	ILMIJA SATECORN BOARDS MARKETING CONF	GUADALAJARA, JAL	712.00	1
FOREIGN AGRICULTURAL SERVICE	IMPACTS OF DECOUPLING AND CROSS COMPLIANCE ON AGRICULTURE IN THE ENLARGED EU	PRAGUE, CZECH REPUBLIC	285.00	1
FOREIGN AGRICULTURAL SERVICE	INTERNATIONAL ADMIN. CONFERENCE 2008	MIAMI, FL	1,386.00	1
FOREIGN AGRICULTURAL SERVICE	INTERNATIONAL ADMIN. CONFERENCE 2008	MIAMI, FL	2,045.74	11
FOREIGN AGRICULTURAL SERVICE	INTERNATIONAL COTTON CONFERENCE (ICA)	BREMEN, GERMANY	3,270.00	2
FOREIGN AGRICULTURAL SERVICE	INTERNATIONAL GRAINS CONFERENCE	LONDON, ENGLAND	1,800.00	1
FOREIGN AGRICULTURAL SERVICE	INTERNATIONAL ORGANIC APPLE AND PEAR SYMPOSIUM	NOVA SCOTIA, CANADA	710.40	1
FOREIGN AGRICULTURAL SERVICE	INTERNATIONAL PALM OIL AND BIOFUELS CONFERENCE	CARTAGENA, COLOMBIA	1,573.00	2
FOREIGN AGRICULTURAL SERVICE	INTERNATIONAL SEMINAR ON ZEBU & CATTLE SHOW	MERIDA, VENEZUELA	550.88	1
FOREIGN AGRICULTURAL SERVICE	INTL SYMPOSIUM ON THE DEVELOPMENT OF OFF-SPRING	JEJU, KOREA	1,012.00	1
FOREIGN AGRICULTURAL SERVICE	ITP POLICY MEETING	FINLAND	3,047.20	1
FOREIGN AGRICULTURAL SERVICE	JMC MEETINGS • CONSULTATIONS	WASHINGTON, D.C., USA	2,619.00	1
FOREIGN AGRICULTURAL SERVICE	LEADERSHIP POTENTIAL SEMINAR	WASHINGTON, D.C.	580.74	1
FOREIGN AGRICULTURAL SERVICE	LIVESTOCK AND POULTRY ANNUAL CONSOLIDATED REPORTING MEETING	TORONTO, ON, CANADA	4,481.30	1
FOREIGN AGRICULTURAL SERVICE	MINOR CROPS COUNCIL CONFERENCE	SHEPARDSTOWN, WV	1,654.00	2
FOREIGN AGRICULTURAL SERVICE	NABI	PARIS, FRANCE	582.51	1
FOREIGN AGRICULTURAL SERVICE	NABF ANNUAL MEETING	WATERLOO, ON, CANADA	1,092.88	1
FOREIGN AGRICULTURAL SERVICE	NANO TECHNOLOGY IN FOOD	MONTREAL, QC, CANADA	1,000.00	1
FOREIGN AGRICULTURAL SERVICE	NAPPO ANNUAL MEETING	KANSAS CITY, MO	730.00	1
FOREIGN AGRICULTURAL SERVICE	NASITE ANNUAL MEETING	BRUSSELS, BELGIUM	2,394.00	2
FOREIGN AGRICULTURAL SERVICE	NATIONAL AGRICULTURAL FARMERS UNION	PUERTO VALLARTA, MX	1,600.00	1
FOREIGN AGRICULTURAL SERVICE	NATIONAL AGRICULTURAL FARMERS UNION	ORLANDO, FL	1,548.37	1
FOREIGN AGRICULTURAL SERVICE	NATIONAL CONFERENCE OF STATE LEGISLATORS (NCSL) ANNUAL MEETING	BLUESBOURNE, SOUTH AFRICA	887.60	2
FOREIGN AGRICULTURAL SERVICE	NATIONAL CORN CONGRESS	NASHVILLE, TN	2,203.27	4
FOREIGN AGRICULTURAL SERVICE	NATIONAL ETHANOL CONFERENCE	PANGASINAN, PHILIPPINES	196.00	1
FOREIGN AGRICULTURAL SERVICE	NATIONAL FARMERS UNION CONFERENCE	LAS VEGAS, NV	1,675.00	1
FOREIGN AGRICULTURAL SERVICE	NATIONAL FARMERS UNION CONFERENCE	BRISTOL, ENGLAND	410.00	1
FOREIGN AGRICULTURAL SERVICE	NEW ZEALAND AGRICULTURAL RESOURCE ECONOMICS SOCIETY CONFERENCE	BRISTOL, ENGLAND	800.00	1
FOREIGN AGRICULTURAL SERVICE	NEW ZEALAND AGRICULTURAL RESOURCE ECONOMICS SOCIETY CONFERENCE	NELSON, NEW ZEALAND	399.00	1

FY 2006

Agency/Name	Conference Name	Location of Travel	Total Costs	Staff Attending
FOREIGN AGRICULTURAL SERVICE	NORTH AMERICAN AGRICULTURAL MARKET INTEGRATION CONSORTIUM (NAAMIC) WORKSHOP	CALGARY, ALBERTA, CANADA	3,296.88	2
FOREIGN AGRICULTURAL SERVICE	NORTH AMERICAN AGRI-FOOD MARKET INTEGRATION CONSORTIUM (NAAMIC) WORKSHOP	CALGARY, AB, CANADA	5,355.47	2
FOREIGN AGRICULTURAL SERVICE	NORWAY MIN OF AG MOUNTAIN FARMING TOUR	CALGARY, AB, CANADA	222.51	1
FOREIGN AGRICULTURAL SERVICE	OFFICE HEADS MEETING	HANGZHOU, CHINA	2,282.37	2
FOREIGN AGRICULTURAL SERVICE	OFFICE HEADS MEETING	HANGZHOU, CHINA	2,282.37	2
FOREIGN AGRICULTURAL SERVICE	OFFICE MEETING	VERACRUZ, MEXICO	4,245.00	7
FOREIGN AGRICULTURAL SERVICE	OFFICE MEETING	GOTEBORG, SWEDEN	4,727.00	4
FOREIGN AGRICULTURAL SERVICE	OFFICE MEETING	NETHERLANDS	1,896.11	2
FOREIGN AGRICULTURAL SERVICE	OFFSITE COUNTRY TEAM/MPF CONFERENCE	NANYUKI, KENYA	260.00	1
FOREIGN AGRICULTURAL SERVICE	OIL SEEDS ANNUAL CONSOLIDATED REPORTING MEETING	BUDAPEST/HUNGARY	3,459.66	2
FOREIGN AGRICULTURAL SERVICE	ONTARIO AGRI-FOOD TECHNOLOGIES	ST. CATHARINES, ON, CANADA	162.70	1
FOREIGN AGRICULTURAL SERVICE	ONTARIO FRUIT & VEG. CONFERENCE	ST. CATHARINES, ON, CANADA	266.91	1
FOREIGN AGRICULTURAL SERVICE	OUT-LOOK CONFERENCE	LONDON, UK	353.56	1
FOREIGN AGRICULTURAL SERVICE	OXFORD FARMING CONFERENCE	OXFORD, ENGLAND	1,397.47	1
FOREIGN AGRICULTURAL SERVICE	PESTICIDES CHEMISTRY CONFERENCE	OSAKA, JAPAN	1,516.00	1
FOREIGN AGRICULTURAL SERVICE	PORK EXPO AND CONGRESS	MARACAY, VENEZUELA	567.00	2
FOREIGN AGRICULTURAL SERVICE	PRODUCTION MARKETING ASSOCIATION (PMA) FRESH SUMMIT INTERNATIONAL CONVENTION AND EXPOSITION	ATLANTA, GA	1,408.00	2
FOREIGN AGRICULTURAL SERVICE	REGIONAL CONFERENCE	HURGHADA, EGYPT	5,193.60	3
FOREIGN AGRICULTURAL SERVICE	REGIONAL MARKETING CONFERENCE	MANILA, PHILIPPINES	1,754.47	1
FOREIGN AGRICULTURAL SERVICE	REGIONAL MARKETING CONFERENCE	ISTANBUL, TURKEY	7,013.00	5
FOREIGN AGRICULTURAL SERVICE	REGIONAL MEETING	RABAT, MOROCCO	6,177.00	6
FOREIGN AGRICULTURAL SERVICE	REGIONAL MEETING	BERLIN, GERMANY	1,552.00	1
FOREIGN AGRICULTURAL SERVICE	REGIONAL PLANNING CONFERENCE	HURGHADA, EGYPT	1,524.00	1
FOREIGN AGRICULTURAL SERVICE	REGIONAL PLANNING MEETING	MANILA, PHILIPPINES	811.00	1
FOREIGN AGRICULTURAL SERVICE	REGIONAL STRATEGIC PLANNING CONFERENCE	NEW DELHI, INDIA	2,897.70	15
FOREIGN AGRICULTURAL SERVICE	REGIONAL STRATEGIC PLANNING CONFERENCE	SALINAS, EL SALVADOR	8,976.40	8
FOREIGN AGRICULTURAL SERVICE	RURAL DEVELOPMENT CONFERENCE	QUERETARO, MEXICO	233.00	1
FOREIGN AGRICULTURAL SERVICE	RURAL DEVELOPMENT CONFERENCE	QUERETARO, MEXICO	233.00	1
FOREIGN AGRICULTURAL SERVICE	SEEDS OF CHANGE CONFERENCE	MANAMA, SAUDI ARABIA	2,400.00	4
FOREIGN AGRICULTURAL SERVICE	SHELF LIFE SEMINAR	MANAMA, SAUDI ARABIA	2,400.00	4
FOREIGN AGRICULTURAL SERVICE	SOBEY'S CONFERENCE & TRADE SHOW	HALIFAX, NS, CANADA	2,066.43	2
FOREIGN AGRICULTURAL SERVICE	SOBEY'S MEETINGS	HALIFAX, NS, CANADA	1,210.93	1
FOREIGN AGRICULTURAL SERVICE	SOUTHEAST EUROPE WORKSHOP ON SPS PROCEDURES	DUBROVNIK, CROATIA	1,739.80	1
FOREIGN AGRICULTURAL SERVICE	SUPERVISORY & LEADERSHIP CONFERENCE	SHEPARDSTOWN, WV	4,488.42	1
FOREIGN AGRICULTURAL SERVICE	SYDNEY AGRI-FOOD CONFERENCE	SYDNEY, AUSTRALIA	1,489.70	1
FOREIGN AGRICULTURAL SERVICE	SYDNEY AGRI-FOOD CONFERENCE	MUNICH, GERMANY	1,489.70	1
FOREIGN AGRICULTURAL SERVICE	SYMPOLIUM FOOD AND BEVERAGES (CAF)	WASHINGTON, D.C.	5,439.16	2
FOREIGN AGRICULTURAL SERVICE	TEAM CHINA MEETING	WASHINGTON, D.C.	251.00	1
FOREIGN AGRICULTURAL SERVICE	TECH-AGRO	BRNO, CZECH REPUBLIC	1,711.81	1
FOREIGN AGRICULTURAL SERVICE	TRADE/ECOFIN OFFICER CONFERENCE	BRUSSELS, BELGIUM	1,711.81	1
FOREIGN AGRICULTURAL SERVICE	TRI-NATIONAL AGRICULTURAL ACCORD MEETING	BRUSSELS, BELGIUM	1,711.81	1
FOREIGN AGRICULTURAL SERVICE	TRINATIONAL AGRICULTURAL ACCORD MEETING	BANFF, ALBERTA, CANADA	4,101.54	3
FOREIGN AGRICULTURAL SERVICE	U.S. AGRICULTURAL SUPPLY CHAIN CONFERENCE	BANFF, AB, CANADA	2,374.20	1
FOREIGN AGRICULTURAL SERVICE	U.S. AGRICULTURAL SUPPLY CHAIN CONFERENCE	BANFF, AB, CANADA	2,374.20	1
FOREIGN AGRICULTURAL SERVICE	UNIFIED WINE AND GRAPE SYMPOSIUM	SACRAMENTO, CA	1,454.00	3
FOREIGN AGRICULTURAL SERVICE	US AGRICULTURAL EXPORT DEVELOPMENT COUNCIL (USAEDC) ANNUAL WORKSHOP	FALLS CHURCH, VA	37,800.00	126
FOREIGN AGRICULTURAL SERVICE	US AGRICULTURAL EXPORT DEVELOPMENT COUNCIL (USAEDC) ANNUAL WORKSHOP	WASHINGTON, D.C.	28,220.00	138
FOREIGN AGRICULTURAL SERVICE	US GRAINS COUNCIL (USGC) INTERNATIONAL BIOTECH CONFERENCE	DES MOINES, IA, OMAHA, NE	1,031.81	1
FOREIGN AGRICULTURAL SERVICE	US GRAINS APPRAISER	ST. LOUIS, MO	2,459.50	3
FOREIGN AGRICULTURAL SERVICE	US GRAINS/INTL MARKETING	ST. LOUIS, MO	1,193.00	1
FOREIGN AGRICULTURAL SERVICE	US RICE OUTLOOK CONFERENCE	ATLANTA, GA	1,010.00	1
FOREIGN AGRICULTURAL SERVICE	US RICE PRODUCERS, USDA EXPORT PROG.	AMMAN, JORDAN	707.46	1
FOREIGN AGRICULTURAL SERVICE	US WHEAT CONFERENCE	SHARM EL SHEIKH	730.66	1
FOREIGN AGRICULTURAL SERVICE	US-KOREA FREE TRADE AGREEMENT (FTA) MEETING	SEATTLE, WA	7,108.66	3
FOREIGN AGRICULTURAL SERVICE	WORLD AGRI-FOOD INFORMATION TO MERCOSUR	CHICAGO, IL	282.00	1
FOREIGN AGRICULTURAL SERVICE	WIT FLOWER SHOW	MERIDA, MEXICO	619.00	3

FY 2006

Agency	Conference Name	Location of Travel	Total Costs	Staff Attending
FOREIGN AGRICULTURAL SERVICE	WHERE 2.0 CONFERENCE	SAN JOSE, CA	1,349.20	1
FOREIGN AGRICULTURAL SERVICE	WORLD AID CONFERENCE	KANSAS CITY, MO	2,193.09	2
FOREIGN AGRICULTURAL SERVICE	WORLD FOOD PRIZE SYMPOSIUM	DIES MONIES, IA	963.76	1
FOREIGN AGRICULTURAL SERVICE	WORLD INDIAN HIGHER EDUCATION CONSORTIUM	CARLTON, MN	1,609.72	1
FOREIGN AGRICULTURAL SERVICE	WORLD POLTRY 2005 CONFERENCE	LONDON, UK	2,992.00	1
FOREIGN AGRICULTURAL SERVICE	YOUNG FARMERS UNION ANNUAL CONFERENCE	SABLES D'OLIVIER, FRANCE	461.06	1
FOREST SERVICE	10TH ANNUAL BILLINGS LAND RECLAMATION SYMPOSIUM	BILLINGS, MONTANA	1,488.58	1
FOREST SERVICE	11TH ANNUAL DUKEVALE ENVIRONMENTAL RECRUITING FAI	NEW HAVEN, CT	734.33	1
FOREST SERVICE	11TH INTERNATIONAL CONF GROUND PENETRATING RADAR	COLUMBUS, OH	1,464.02	1
FOREST SERVICE	15TH ANNUAL NATIONAL WORKERS COMPENSATION	LAS VEGAS, NV	140.61	1
FOREST SERVICE	16TH ANNUAL INTERNATIONAL SYMPOSIUM ON ECOLOGY OF	OSAKA, JAPAN	3,223.48	1
FOREST SERVICE	17TH ANNUAL JAPANESE & EUROPEAN RELATIONS CONFERENCE	WASHINGTON, DC	1,605.55	1
FOREST SERVICE	17TH GLOBAL WARMING INTERNATIONAL CONFERENCE	MIAMI, FL	3,117.17	1
FOREST SERVICE	17TH MONTREAL PROCESSING WORKING GROUP MEETING	SAPPORO, JAPAN	5,726.57	1
FOREST SERVICE	1890 INITIATIVE BASIC PREFIGHTER CAMP	PEARL, MS	479.14	1
FOREST SERVICE	1890 LAND-GRANT UNIVERSITIES ASSOCIATION OF RESEAR	ATLANTA, GA	911.06	1
FOREST SERVICE	18TH WORLD CONGRESS OF SOIL SCIENCE	PHILADELPHIA, PA	2,069.50	1
FOREST SERVICE	18TH INTERNATIONAL CONFERENCE ON FOREST MANAGEMENT	PORTLAND, OR	30,986.70	2
FOREST SERVICE	1ST FIRE BEHAVIOR & FUELS CONFERENCE	WESLACO, TX	1,113.28	1
FOREST SERVICE	20TH BIENNIAL WORKSHOP ON AERIAL PHOTOGRAPHY	SALT LAKE CITY, UT	2,214.24	2
FOREST SERVICE	20TH CONF OF THE SOCIETY FOR HUMAN ECOLOGY	SPOKANE, WA	4,384.02	5
FOREST SERVICE	21ST ANNUAL NORTHWEST GIS USERS' CONFERENCE	BARTLESVILLE, OK	1,524.92	1
FOREST SERVICE	23RD TALL TREES FIRE ECOLOGY CONFERENCE	PORTLAND, OR	525.90	1
FOREST SERVICE	24TH INTERNATIONAL CONFERENCE ON FOREST MANAGEMENT	CHICAGO, IL	1,583.72	1
FOREST SERVICE	25TH ANNUAL CENTRAL STATES FOREST SOILS WORKSHOP	REDDING, CA	724.60	2
FOREST SERVICE	27TH ANNUAL CROW CONFERENCE	OTTO, NC	3,113.53	1
FOREST SERVICE	2ND ANNUAL INTERNATIONAL CONFERENCE OF METABOLIC SOCIETY	BOSTON, MA	1,069.73	1
FOREST SERVICE	2-SIREX ADVIS. PANEL AND USDA INTERAGENCY RESEARCH	KNOXVILLE, TN	1,257.91	1
FOREST SERVICE	36TH ANNUAL CONVENTION & SPORT SHOW	NASHVILLE, TN	1,520.55	3
FOREST SERVICE	37TH ANNUAL CONVENTION & SPORT SHOW	FLAGSTAFF, AZ	501.48	1
FOREST SERVICE	38TH ANNUAL MEETING-AZNM FISHERIES/WILDLIFE	SACRAMENTO, CA	1,084.75	1
FOREST SERVICE	3D SIMULATION PROGRAM MEETING	ENTERPRISE, OR	539.09	1
FOREST SERVICE	3-P SAMPLING	HOT SPRINGS, AR OUACHITA SUPERVISORS OFFICE		1
FOREST SERVICE	401 FIRE COURSE	SACRAMENTO, CA	649.04	1
FOREST SERVICE	4TH ANNUAL SMALL FARM CONFERENCE	GREENSBORO, NC	142.34	1
FOREST SERVICE	53RD ANNUAL CONFERENCE OF THE SOCIETY FOR TECHNICAL COMMUNICATION	LAS VEGAS, NV	1,965.60	1
FOREST SERVICE	55TH HIGHWAY GEOLOGY SYMPOSIUM	PORTLAND, OR	503.60	1
FOREST SERVICE	5TH ANNUAL CENTRAL HARDWOOD FOREST CONFERENCE	KNOXVILLE, TN	1,237.56	1
FOREST SERVICE	5TH ANNUAL CONFERENCE ON UNIVERSITY EDUCATION IN NATURAL RESOURCES	EAST LANSING, MI	1,255.86	1
FOREST SERVICE	6TH ANNUAL CONFERENCE ON UNIVERSITY EDUCATION IN NATURAL RESOURCES	UNIVERSITY OF MICHIGAN	813.36	1
FOREST SERVICE	6TH CONFERENCE ON RESEARCH AND RESOURCE MANAGEMENT IN THE SW	TUCSON, AZ	2,874.00	2
FOREST SERVICE	71ST NORTH AMERICAN WILDLIFE AND NATURAL RESOURCES CONFERENCE	COLUMBUS, OH	20,776.09	14
FOREST SERVICE	7TH ANNUAL REGIONAL SPECTRAL MODEL WORKSHOP	PORTLAND, ME	3,163.09	1
FOREST SERVICE	7TH ANNUAL OLD-GROWTH FOREST CONFERENCE	RAMAT GAN, IS	350.44	1
FOREST SERVICE	7TH ANNUAL OLD-GROWTH FOREST CONFERENCE	LITTLE ROCK, AR	1,612.26	1
FOREST SERVICE	7TH ANNUAL OLD-GROWTH FOREST CONFERENCE	PORTLAND, ME	32.26	1
FOREST SERVICE	8-14R MINE SAFETY AND HEALTH ANNUAL REFRESHER	RODGERS, CA	2,769.18	1
FOREST SERVICE	8TH INTERNATIONAL SYMPOSIUM ON EARTHWORM ECOLOGY	KRAKOW, POLAND	5,185.57	1
FOREST SERVICE	8TH INTERNATIONAL MYCOLOGICAL CONFERENCE	CAIRNS, AS	51,854.21	27
FOREST SERVICE	8TH WORLD WILDERNESS CONFERENCE	ANCHORAGE, AK	814.28	1
FOREST SERVICE	91ST ECOLOGICAL SOCIETY OF AMERICA ANNUAL MEETING	MEMPHIS, TN	85.60	1
FOREST SERVICE	9TH ANNUAL INTERNATIONAL CONFERENCE ON FOREST MANAGEMENT	COSTA MESA, CA	949.59	1
FOREST SERVICE	9TH ANNUAL SUMMIT INTERNATIONAL ASSOCIATION OF WILDLAND	LOS ANGELES, CA		1

FY 2006

Agency Name	Conference Name	Location of Travel	Total Costs	Staff Attending
FOREST SERVICE	9TH NATIONAL MITIGATION & CONSERVATION BANKING CON	PORTLAND, OR	1,481.95	1
FOREST SERVICE	9TH PUBLIC MEETING OF THE KATCOMBA GROUP	PORTLAND, OR	1,328.19	1
FOREST SERVICE	9TH WILDLAND FIRE SAFETY SUMMIT	LOS ANGELES, CA	999.40	1
FOREST SERVICE	IAR MEETING	GALLATIN, MT	137.70	1
FOREST SERVICE	ACCESSIBILITY	BRENTON WOODS, NH	331.95	2
FOREST SERVICE	ACCESSIBILITY IN THE FS	PORTLAND, ME	1,077.42	1
FOREST SERVICE	ACE	MEMPHIS, TN	633.96	1
FOREST SERVICE	ACE	FAIRBANKS, AK	1,932.08	1
FOREST SERVICE	ACQUATS MEETING	PORTLAND, OR	442.16	1
FOREST SERVICE	ACQUISITION MANAGEMENT CONFERENCE	CHATTANOOGA, TN	656.62	1
FOREST SERVICE	ACQUISITION/PROCUREMENT II	JEFFERSON CITY, CO	1,212.96	1
FOREST SERVICE	ACQUISITION MANAGEMENT WORKSHOP	CHATTANOOGA, TN	3,300.85	1
FOREST SERVICE	ACSM CONFERENCE	ORLANDO, FL	2,861.66	1
FOREST SERVICE	ACTIVE DIRECTORY	VALLEJO, CA	940.77	1
FOREST SERVICE	AD COUNCIL MEETING	DENVER, CO	1,215.91	1
FOREST SERVICE	ADM SITES SALES AND DISPOSAL ACT	MILWAUKEE, WI	623.48	1
FOREST SERVICE	ADMINISTRATIVE LEADERSHIP TEAM MEETING	BEND, OR	723.88	2
FOREST SERVICE	ADMINISTRATIVE PROFESSIONALS CONFERENCE	ALBUQUERQUE, NM	206.92	2
FOREST SERVICE	ADMINISTRATIVE OFFICERS CONFERENCE	ALBUQUERQUE, NM	1,155.32	1
FOREST SERVICE	ADR CONFERENCE	RENO, NV	489.80	1
FOREST SERVICE	ADVANCE FIRE ACADEMY	SACRAMENTO, CA	800.00	1
FOREST SERVICE	ADVANCED ACADEMY	SACRAMENTO, CA	14,633.62	15
FOREST SERVICE	ADVANCED BUILDING SUSTAINABLE ENVELOPE CONFERENCE	SACRAMENTO, CA	3,546.14	4
FOREST SERVICE	ADVANCED CONTRACT LAW	MADISON, WISCONSIN	438.50	1
FOREST SERVICE	ADVANCED CRUISING	PORTLAND, OR	1,475.10	1
FOREST SERVICE	ADVANCED FIRE BEHAVIOR	SACRAMENTO, CA	1,162.38	2
FOREST SERVICE	ADVANCED FIRE BEHAVIOR	TUCSON, AZ	2,080.93	1
FOREST SERVICE	ADVANCED FIRE COURSE	TUCSON, AZ	911.91	1
FOREST SERVICE	ADVANCED NATURAL FIRE DANGER RATING SYSTEM	UNIVERSITY OF WEST ALABAMA	532.70	1
FOREST SERVICE	ADVANCED ONSITE WASTEWATER TREATMENT	ALABAMA	2,118.20	1
FOREST SERVICE	ADVANCED SIMPLIFIED ACQUISITION PROCEDURES	ATLANTA, GA	1,295.78	1
FOREST SERVICE	ADVANCED SIMPLIFIED ACQUISITION PROCEDURES	WENATCHEE, WA	2,317.28	1
FOREST SERVICE	ADVANCED SIMPLIFIED ACQUISITION PROCEDURES	JACKSONVILLE, FL	1,161.48	1
FOREST SERVICE	ADVANCES IN THREAT ASSESSMENT	BOULDER, CO	25,554.05	17
FOREST SERVICE	AED 2005	WINNAMICA, NV	58.50	1
FOREST SERVICE	AGENCY ADMINISTRATORS WORKSHOP	TAMPA, FL	1,361.68	1
FOREST SERVICE	AGRICULTURAL AIR QUALITY WORKSHOP	POTOMAC, MARYLAND	2,048.20	1
FOREST SERVICE	AGRICULTURAL MEDIA SUMMIT	PORTLAND, OR	1,469.88	1
FOREST SERVICE	AGRICULTURAL AIR QUALITY CONFERENCE	POTOMAC, MD	2,689.21	1
FOREST SERVICE	AGU FALL MEETING	SAN JOSE, CA	1,035.00	1
FOREST SERVICE	AIR & WATER EPA MEETING	RALEIGH, NC	240.76	1
FOREST SERVICE	AIR ATTACK COURSE	SACRAMENTO, CA	1,254.17	2
FOREST SERVICE	AIR ATTACK COURSE	REDDING, CA	1,492.97	1
FOREST SERVICE	AIR ATTACK COURSE	NORTHERN OPERATIONS	594.00	1
FOREST SERVICE	AIR ATTACK WORKSHOP	CHARLOTTEVILLE, VA	3,106.21	2
FOREST SERVICE	AIR PROGRAM REVIEW	PORTLAND, OR	1,020.00	1
FOREST SERVICE	AIR QUALITY CONFERENCE	PORTLAND, OR	142.05	1
FOREST SERVICE	AIR QUALITY ENGINEER POST-DOC POSITION INTERVIEW	SEATTLE, WA	1,166.20	1
FOREST SERVICE	AIR TACTICAL GROUP SUPERVISOR	SACRAMENTO, CA	1,911.79	1
FOREST SERVICE	AIR TACTICAL GROUP SUPERVISOR	MISSOULA, MT	520.69	1
FOREST SERVICE	AIR TACTICAL GROUP SUPERVISOR	CHETENE	992.40	1
FOREST SERVICE	AIR TACTICAL GROUP SUPERVISOR - MAPS	CHETENE	1,145.52	1
FOREST SERVICE	AL MEETING	SPRINGWOOD, TX	1,276.52	1



Agenda Name	Conference Name	Location of Travel	Total Costs	Star Absence
FOREST SERVICE	AL MEETING	EVERGREEN, CO	602.65	
FOREST SERVICE	ALABAMA FISHERIES ASSOCIATION MEETING	ORANGE BEACH, AL	539.32	
FOREST SERVICE	ALASKA GEOSPATIAL WORKSHOP 2008	JUNEAU, AK	2,301.59	2
FOREST SERVICE	ALASKA WILDERNESS MANAGERS MEETING	WRANGELL, AK	1,298.90	2
FOREST SERVICE	ALASKA WILDERNESS MANAGERS MEETING	WRANGELL, AK	1,298.90	2
FOREST SERVICE	ALASKA REGIONAL FUELS WORKSHOP	FAIRBANKS, AK	1,213.50	3
FOREST SERVICE	ALASKA REGIONAL LEADERSHIP TEAM MEETING	GRIERWOOD, AK	1,711.91	1
FOREST SERVICE	ALASKA SOCIETY OF AMERICAN FORESTERS STATE MEETING	CRAIG, AK	539.90	1
FOREST SERVICE	ALASKA STATE HISTORICAL PRESERVATION OFFICE	ANCHORAGE, AK	899.78	1
FOREST SERVICE	ALASKA STATE HISTORICAL PRESERVATION OFFICE	ANCHORAGE, AK	899.78	1
FOREST SERVICE	ALASKA-INDIA & SINGAPORE BUSINESS CONFERENCE	ANCHORAGE, AK	1,971.60	1
FOREST SERVICE	ALASKA SCIENTISTS CONFERENCE	PHILADELPHIA, PA	768.64	1
FOREST SERVICE	ALLEGHENY NF HEMLOCK SILVICULTURE PLANNING MEETING	MARENGVILLE, PA	28.25	
FOREST SERVICE	ALT CONFERENCE	DENVER, CO	720.75	
FOREST SERVICE	ALTERNATIVE DISPUTE RESOLUTION	RENO, NV	1,335.07	1
FOREST SERVICE	AMERICAN FISHERIES SOCIETY	SUN RIVER, OR	327.08	1
FOREST SERVICE	AMERICAN FISHERIES SOCIETY 138TH ANNUAL MEETING	SUN RIVER, OR	575.62	1
FOREST SERVICE	AMERICAN FISHERIES SOCIETY CONFERENCE - OREGON CHAPTER	BEND, OR	668.44	2
FOREST SERVICE	AMERICAN FISHERIES SOCIETY CONFERENCE - OREGON CHAPTER	SUN RIVER, OR	760.45	2
FOREST SERVICE	AMERICAN FISHERIES SOCIETY CONFERENCE - OREGON CHAPTER	SUN RIVER, OR	760.45	2
FOREST SERVICE	AMERICAN GEOPHYSICAL UNION FALL CONFERENCE	SAN FRANCISCO, CA	853.57	1
FOREST SERVICE	AMERICAN GEOPHYSICAL UNION FALL CONFERENCE	SAN FRANCISCO, CA	1,387.08	1
FOREST SERVICE	AMERICAN INDIAN CONFERENCE	CHARLOTTE, NC	4,706.26	3
FOREST SERVICE	AMERICAN INTELLECTUAL PROPERTY LAW ASSOCIATION (AIPLA) LEGAL SECRETARIES & ATTORNEYS MEETING	WASHINGTON, D.C.	1,200.48	1
FOREST SERVICE	AMERICAN PHYSIOLOGICAL SOCIETY CONFERENCE	QUEBEC, CANADA	4,454.33	6
FOREST SERVICE	AMERICAN PLANNING ASSOCIATION NATIONAL CONFERENCE	SAN ANTONIO, TX	4,842.38	3
FOREST SERVICE	AMERICAN SOCIETY OF FARM MANAGERS AND RURAL APPRAISERS	AUSTIN, TX	1,838.49	1
FOREST SERVICE	AMERICAN SOCIETY OF ECOTONOMISTS & HERPETOLOGISTS	SACRAMENTO, CA	3,057.30	1
FOREST SERVICE	AMERICAN SOCIETY OF SAFETY ENGINEERS CONFERENCE	SEATTLE, WA	1,501.00	1
FOREST SERVICE	AMERICAN SOCIETY OF SAFETY ENGINEERS CONFERENCE	SEATTLE, WA	1,501.00	1
FOREST SERVICE	ANILCA SEMINAR	ANCHORAGE, AK	1,600.00	1
FOREST SERVICE	ANNUAL 2 HYDROLOGY AND AQUATICS WORKSHOP	VAIL, CO	481.00	1
FOREST SERVICE	ANNUAL ACQUISITION MANAGEMENT MEETING	ALBUQUERQUE, NM	323.00	1
FOREST SERVICE	ANNUAL AVIATION ARTILLERY USERS OF NORTH AMERICA MEETING	SEATTLE, WA	888.23	1
FOREST SERVICE	ANNUAL CALIFORNIA SOCIETY OF FOREST ENGINEERS CONFERENCE	HERSCHEY, PA	425.48	2
FOREST SERVICE	ANNUAL CALIFORNIA SOCIETY OF FOREST ENGINEERS CONFERENCE	HERSCHEY, PA	425.48	2
FOREST SERVICE	ANNUAL CONTRACT REPRESENTATIVE NORTHWEST	SUN RIVER, OR	502.02	2
FOREST SERVICE	ANNUAL CONVENTION OF THE AZ CATTLE GROWERS ASSOC	GLOBE, AZ	413.10	
FOREST SERVICE	ANNUAL COOPERATOR COORDINATION CONFERENCE	RENO, NV	849.24	1
FOREST SERVICE	ANNUAL COOPERATOR COORDINATION CONFERENCE	RENO, NV	849.24	1
FOREST SERVICE	ANNUAL CULVER'S WORKSHOP	RENO, NV	345.50	1
FOREST SERVICE	ANNUAL FNAWS & MOP CONVENTION MEETING	RENO, NV	1,119.22	1
FOREST SERVICE	ANNUAL FOREST FIRE REFRESHER	RENO, NV	691.72	2
FOREST SERVICE	ANNUAL FOREST MANAGEMENT CONFERENCE (R6)	SPARKS, NV	543.77	
FOREST SERVICE	ANNUAL FUELS VEGETATION CONFERENCE	HARRAH'S - RENO, NV	266.00	1
FOREST SERVICE	ANNUAL FUELS VEGETATION CONFERENCE	HARRAH'S - RENO, NV	266.00	1
FOREST SERVICE	ANNUAL INCIDENT MEDICAL SERVICES CONFERENCE	PORTLAND, OR	303.90	1
FOREST SERVICE	ANNUAL ITC SYMPOSIUM	FAIRBANKS, AK	2,301.18	1
FOREST SERVICE	ANNUAL NATIONAL ECOLOGISTS MEETING	SEDONA, AZ	2,141.18	2
FOREST SERVICE	ANNUAL NATIONAL LOGISTICS WORKSHOP	RENO, NV	2,965.10	1
FOREST SERVICE	ANNUAL NATIONAL LOGISTICS WORKSHOP	RENO, NV	2,965.10	1
FOREST SERVICE	ANNUAL PERSONAL AND REAL PROPERTY WORKSHOP	NASHVILLE, TN	368.71	1
FOREST SERVICE	ANNUAL PERSONAL AND REAL PROPERTY WORKSHOP	NASHVILLE, TN	368.71	1
FOREST SERVICE	ANNUAL P2 HERITAGE MEETING	CINCINNATI, OH	640.75	1
FOREST SERVICE	ANNUAL P2 HERITAGE MEETING	ARAMING, WI	395.50	1
FOREST SERVICE	ANNUAL P2 SAFETY WORKSHOP	LAKEWOOD, CO	894.02	

FY 2006

Agency Name	Conference Name	Location of Travel	Total Costs	Staff Attending
FOREST SERVICE	ANNUAL REGIONAL PAO CONFERENCE (R3)	TAOS, NM	848.80	2
FOREST SERVICE	ANNUAL REGIONAL WILDLIFE PROGRAM LEADERS MEETING	BONNEVILLE, WASHINGTON	1,289.50	1
FOREST SERVICE	ANNUAL SIERRA NEVADA RESEARCH CENTER MEETING	PLACERVILLE, CA	425.48	1
FOREST SERVICE	ANNUAL TES PROGRAM LEADERS MEETING	LAS VEGAS, NV	948.76	1
FOREST SERVICE	ANNUAL USA FEPP USERS AND SCREENERS	LAS VEGAS, NV	279.03	1
FOREST SERVICE	ANNUAL WESTERN CONFERENCE	BOISE, ID	885.69	1
FOREST SERVICE	ANNUAL WILDLIFE BIOLOGISTS CONFERENCE	FT. COLLINS, CO	250.16	1
FOREST SERVICE	ANNUAL WILDLIFE SOCIETY CONFERENCE	SACRAMENTO, CA	5,250.95	8
FOREST SERVICE	ANNUAL WINTER SPORTS WORKSHOP	MAMMOTH LAKES, CA	788.60	1
FOREST SERVICE	APHF WILDLIFE INITIATIVE	WASHINGTON, D.C.	2,983.90	1
FOREST SERVICE	APPEAL REVIEW TEAM	PORTLAND, OR	1,874.72	2
FOREST SERVICE	APPL CONVENTION	LITTLE ROCK, AR	1,821.35	1
FOREST SERVICE	APPLIED ENVIRONMENTAL STATISTICS	PORTLAND, OR	899.05	1
FOREST SERVICE	APPLIED FLUVIAL GEOMORPHOLOGY	SANTA CRUZ, CA	596.00	1
FOREST SERVICE	APPLIED MATH ADV. CURRICULUM DEVELOPMENT CERT.	RICHLAND, WA	1,197.82	1
FOREST SERVICE	APPLIED PLANT CONSERVATION	DENVER, CO	2,318.45	1
FOREST SERVICE	APPL. SENSITIVE LEGAL AND MGMT TOOLS	SHREVEPORT, MI	308.45	1
FOREST SERVICE	APPRAISERS MEETING	SHREVEPORT, LA	183.52	1
FOREST SERVICE	APPRENTICE ACADEMY	SACRAMENTO, CA	34,918.17	41
FOREST SERVICE	APPRENTICE PROGRAM	FOX FIELD, LANDCASTER	952.00	1
FOREST SERVICE	APPRENTICE PROGRAM	LOMPOC, CA	1,404.91	1
FOREST SERVICE	APPRENTICE PROGRAM	SACRAMENTO, CA	3,215.17	5
FOREST SERVICE	APPRENTICE PROGRAM	SACRAMENTO, CA	439.50	1
FOREST SERVICE	APR-OPS/MSA/Joint MEETING	EUROPE, CA	439.50	1
FOREST SERVICE	APWA CONSTRUCTION INSPECTION CONFERENCE	QUEBEC, CANADA	1,982.16	1
FOREST SERVICE	ACM CONFERENCE	AURORA, CO	320.48	1
FOREST SERVICE	AQUATIC ECOSYSTEM MONITORING AND EVALUATION WORKS	CHATTANOOGA, TN	1,320.78	1
FOREST SERVICE	AQUATIC ECOSYSTEM MONITORING AND EVALUATION WORKS	SKAMANIA, WA	774.07	1
FOREST SERVICE	AQUATIC ORGANISM DESIGN WORKSHOP	SALT LAKE CITY, UT	2,257.03	1
FOREST SERVICE	AQUATIC PLANTS	ASHLAND, WI	841.96	1
FOREST SERVICE	AQUATICS CONFERENCE	MICHIGAN CITY, IN	1,441.05	1
FOREST SERVICE	AQUATICS MEETING	CHEYENNE, WY	408.84	1
FOREST SERVICE	AR WILDLAND FIRE ACADEMY	OLYMPIA, WA	731.22	1
FOREST SERVICE	ARBOR DAY FOUNDATION MEETING	RUSSELLVILLE, AR (GROVE WHITE)	97.50	1
FOREST SERVICE	ARC GEOGRAPHIC INFORMATION SYSTEMS (GIS) WORKSHOP	LINCOLN, NE	216.00	1
FOREST SERVICE	ARC GIS	MONTICELLO, AR	550.10	1
FOREST SERVICE	ARC GIS	SILVER CITY, AZ	437.85	1
FOREST SERVICE	ARC GIS	JACKSONVILLE, FL	1,057.92	1
FOREST SERVICE	ARC GIS	SPRINGVILLE, AZ	557.78	2
FOREST SERVICE	ARC GIS	SPRINGVILLE, AZ	742.26	2
FOREST SERVICE	ARCHAEOLOGIST MEETING	PRESCOTT, AZ	1,073.87	1
FOREST SERVICE	ARCHAEOLOGIST MEETING	COLUMBIA, SC	691.20	1
FOREST SERVICE	ARCIDE FOR EDAS	JACKSON, MS	127.83	1
FOREST SERVICE	ARCIDE FOR FS	SALT LAKE CITY, UTAH	1,060.92	1
FOREST SERVICE	ARKANSAS ACADEMY OF SCIENCE ANNUAL MEETING	SALT LAKE CITY, UT	312.42	1
FOREST SERVICE	ARKANSAS ACADEMY OF SCIENCE ANNUAL MEETING	Birmingham, AL	1,821.38	2
FOREST SERVICE	ARKANSAS GIS USERS FORUM	HOT SPRINGS, AR	694.46	2
FOREST SERVICE	ARKANSAS TEACHER CONSERVATION WORKSHOP	MONTICELLO, AR	678.58	1
FOREST SERVICE	ARKANSAS USERS FORUM CONFERENCE	HOT SPRINGS, AR	348.23	1
FOREST SERVICE	ARKANSAS WILDLAND FIRE ACADEMY	RUSSELLVILLE, AR	503.50	1
FOREST SERVICE	ARTHUR CARHART WILDERNESS WORKSHOP	SPRINGVILLE, AZ	412.95	1

[illegible]

Agency/Name	Conference Name	Location of Travel	Total Costs	Staff Attending
FOREST SERVICE	BIOLOGICAL DIVERSITY, CONTINUING ED TRNG	DAVIS, CA	840.00	
FOREST SERVICE	BIOLOGICAL EVALUATION/ASSESSMENT	LOS ANGELES, CA	2,796.18	
FOREST SERVICE	BIOMASS CONFERENCE	MISSOULA, MT	1,754.53	
FOREST SERVICE	BIOMASS MOJ SIGNED CEREMONY	PORTLAND, OR	668.96	
FOREST SERVICE	BIRD MOUNTAIN WORKSHOP	CLARK, GA	436.97	
FOREST SERVICE	BLACK EXECUTIVE EXCHANGE PROGRAM	ORLANDO, FL	695.24	
FOREST SERVICE	BLASTERS PROGRAM INCLUDING RECERTIFICATION	STRAWBERRY, CA	3,212.26	
FOREST SERVICE	BLASTERS PROGRAM INCLUDING RECERTIFICATION	STIKAMAT, EDEECUANE, AK	1,515.47	
FOREST SERVICE	BLASTERS PROGRAM INCLUDING RECERTIFICATION	MESQUITE, NV	409.76	
FOREST SERVICE	BLASTERS PROGRAM INCLUDING RECERTIFICATION	NEWELL, ID	428.02	
FOREST SERVICE	BLM LEADERSHIP TEAM MEETING	BEND, OR	2,126.36	
FOREST SERVICE	BLM RESOURCE ADVISORY COUNCIL	CLOUOCROFT, NM	154.85	
FOREST SERVICE	BLM STATE LEADERSHIP TEAM MEETING	ROSEBURG, OR	123.90	
FOREST SERVICE	BLM'S LANDS & REALTY ACADEMY	PHOENIX, AZ	2,459.15	
FOREST SERVICE	BLM'S WORKSHOP	KAMATH, OR	466.54	
FOREST SERVICE	BLM'S WORKSHOP ANNUAL MEETING	PORTLAND, OR	2,126.36	
FOREST SERVICE	BOB MARSHALL WILDERNESS COMPLEX MEETING	KALISPELL, MT	219.20	
FOREST SERVICE	BOB MARSHALL WILDERNESS COMPLEX MEETING	LINCOLN, MT	58.50	
FOREST SERVICE	BORDER PATROL MEETING	SPOKANE, WA	615.60	
FOREST SERVICE	BOSSOM FIRE COST REVIEW	MEDFORD, OR	154.76	
FOREST SERVICE	BOTANY COORDINATION WITH ELDOORADO NF	PLACERVILLE, CA	143.28	
FOREST SERVICE	BOUNDARY FIRE	YOSMITE NATIONAL PARK, CA	684.97	
FOREST SERVICE	BRIDGE A GAP TRIBAL RELATIONS CONFERENCE	OMALGEE, OK	1,408.12	
FOREST SERVICE	BRIDGE A GAP TRIBAL RELATIONS CONFERENCE	OKMULGEE, OK	1,048.35	
FOREST SERVICE	BRIEF ELT ON PERFORMANCE MANAGEMENT WORK	WASHINGTON, D C	454.33	
FOREST SERVICE	BUDGET MEETING	WASHINGTON, D.C.	2,976.25	
FOREST SERVICE	BUDGET MEETING	MANAGING DISTRICT	220.88	
FOREST SERVICE	BUDGET MEETING	RANGERS OFFICE,		
FOREST SERVICE	BUDGET MEETING	MUNISING, MI		
FOREST SERVICE	BUDGET MEETING	ONTARIO, CANADA	341.10	
FOREST SERVICE	BUDGET OFFICERS CONFERENCE	CHICAGO, IL	779.08	
FOREST SERVICE	BUILDING GEODATA BASES	FT COLLINS, CO	1,033.57	
FOREST SERVICE	BUILDING GEODATA BASES	JACKSONVILLE, FL	1,092.40	
FOREST SERVICE	BURN AREA REFLECTANCE CLASSIFICATION WORKSHOP	REDMOND, OR	1,479.80	
FOREST SERVICE	BURNING TEAM WORKSHOP	SALT LAKE CITY, UT	875.10	
FOREST SERVICE	BURNING TEAM WORKSHOP	SEVENWILE, TN	3,991.97	
FOREST SERVICE	BUYING TEAM WORKSHOP	RENO, NV	1,635.90	
FOREST SERVICE	BUYING TEAM WORKSHOP (R849)	CHATTANOOGA, TN	653.40	
FOREST SERVICE	C FALLER WORKSHOP	MEMPHIS, TN	775.20	
FOREST SERVICE	C FALLER WORKSHOP	SAN BERNARDINO, CA	762.10	
FOREST SERVICE	C FALLER WORKSHOP	RENO, NV	467.18	
FOREST SERVICE	CA SPOTTED OWL META-POPULATION ANALYSIS WORKSHOP	LOGAN, UT	9,229.26	
FOREST SERVICE	CA STATE FAIR	SACRAMENTO, CA	465.76	
FOREST SERVICE	CABLE LOGGING WORKSHOP	KETCHIKAN, AK	2,638.25	
FOREST SERVICE	CACHE MANAGERS WORKSHOP	DENVER, CO	894.65	
FOREST SERVICE	CACHE MANAGERS WORKSHOP	SACRAMENTO, CA	2,601.80	
FOREST SERVICE	CADRE MEETING	BROOKSVILLE, FL	432.55	
FOREST SERVICE	CADRE MEETING	VISALIA, CA	522.56	
FOREST SERVICE	CADRE MEETING	REDMOND, OR	276.05	

FY 2006

Agency Name	Conference Name	Location of Travel	Total Costs	Staff Attending
FOREST SERVICE	CAL ST. PARKS OHV GRANTS WORKSHOP	ONTARIO, CA	533.77	1
FOREST SERVICE	CAL BOARD OF DIRECTORS MEETING	SACRAMENTO, CA	748.42	3
FOREST SERVICE	CALIFORNIA CULTURAL & HERITAGE TOURISM SYMPOSIUM	SACRAMENTO, CA	464.30	1
FOREST SERVICE	CALIFORNIA FIRE PLANNING ANALYSIS WORKSHOP (RS)	SACRAMENTO, CA	103.50	1
FOREST SERVICE	CALIFORNIA FOREST PEST COUNCIL 54TH ANNUAL MEETING	WOODLAND, CA	182.00	1
FOREST SERVICE	CALIFORNIA FOREST PEST COUNCIL	WOODLAND, CA	479.70	1
FOREST SERVICE	CALIFORNIA FUELS CONFERENCE	RENO, NV	3,621.23	6
FOREST SERVICE	CALIFORNIA FUELS CONFERENCE	SACRAMENTO, CA	450.03	2
FOREST SERVICE	CALIFORNIA INCIDENT MANAGEMENT TEAM MEETING	REDDING, CA	563.94	1
FOREST SERVICE	CALIFORNIA INTERAGENCY FIRE PREVENTION/MITIGATION	RENO, NV	311.49	1
FOREST SERVICE	CALIFORNIA LAND SURVEYORS ASSOCIATION SYMPOSIUM	SACRAMENTO, CA	598.90	1
FOREST SERVICE	CALIFORNIA LAND SURVEYORS ASSOCIATION CONFERENCE	REDDING, CA	985.82	1
FOREST SERVICE	CALIFORNIA SOIL SCIENTIST MEETING	DAVIS, CA	385.88	1
FOREST SERVICE	CAL PAC SRM BOARD OF DIRECTIONS FALL MEETING	MARCONI CONFERENCE CENTER, MARSHALL, CA	555.24	1
FOREST SERVICE	CAMP DAVIS FIELD CAMP	94940		
FOREST SERVICE	CANADIAN FOREST SERVICE	JACKSON, WY	475.18	1
FOREST SERVICE	CAPITAL INVESTMENT PROGRAM (RS)	SACRAMENTO, CA	929.27	2
FOREST SERVICE	CAPITAL AREA INTERAGENCY FIRE ACADEMY	BASTROP, TEXAS	387.02	1
FOREST SERVICE	CAPTAINS MEETING	CAMBRIA, CA	1,160.68	3
FOREST SERVICE	CARBON WORKSHOP	SYRACUSE, NY	1,443.47	1
FOREST SERVICE	CARBON WORKSHOP	ASHVILLE, NC	1,043.54	1
FOREST SERVICE	CAREER DAY FAIR	NORTH AMERICAN SCHOOL, NEAR MEDICINE PARK, OR	385.77	1
FOREST SERVICE	CAREER LIFE PLANNING	PORTLAND, OR	1,022.41	1
FOREST SERVICE	CAREER MONITORING	SACRAMENTO, CA	450.88	2
FOREST SERVICE	CAREER SUCCESS SKILLS	ARLINGTON, VA	2,131.13	1
FOREST SERVICE	CAREER SUCCESS SKILLS	CHICAGO, IL	3,221.28	2
FOREST SERVICE	CAREER SUCCESS SKILLS	ARLINGTON, TX	1,071.04	2
FOREST SERVICE	CAREER SUCCESS STANDARDS CONFERENCE	ARLINGTON, VA	1,210.11	1
FOREST SERVICE	CAREER SUCCESS STANDARDS CONFERENCE	SAN ANTONIO, TX	2,508.95	2
FOREST SERVICE	CARIBBEAN FOREST ECOSYSTEMS SYMPOSIUM	KINGSTON, JAMICA	1,381.81	4
FOREST SERVICE	CAT TEAM MEETING	ST. CROIX, VI	1,420.04	1
FOREST SERVICE	CAT TEAM MEETING	BOISE, ID	1,511.82	1
FOREST SERVICE	CATASTROPHIC EVENTS GUIDE WORKING MEETING	ASHVILLE, NC	1,094.42	2
FOREST SERVICE	CEEM CLASS	REDMOND, OR	4,193.48	1
FOREST SERVICE	CEEM CLASS	LOGAN, UT	1,941.20	1
FOREST SERVICE	CENTENNIAL EVENT MSU	STARKVILLE, MS	181.86	1
FOREST SERVICE	CENTENNIAL GREEN - BIG TOP CHAUTAUQUA PRESENTATION	WASHINGTON, D.C.	1,517.84	2
FOREST SERVICE	CENTRAL STATES CONFERENCE	WAXWOOD, CO	1,384.59	1
FOREST SERVICE	CENTER DIRECTORS CONFERENCE	PRINCETON, NJ	908.11	1
FOREST SERVICE	CENTER DIRECTORS CONFERENCE	KNOXVILLE, TN	908.12	2
FOREST SERVICE	CENTRAL PRIORITY INTEGRATION	ALBUQUERQUE, NM	433.02	1
FOREST SERVICE	CENTRAL STATES FOREST SOILS WORKSHOP	CLARKSVILLE, TN	509.97	1
FOREST SERVICE	CENTRAL WOODS CONFERENCE	KNOXVILLE, TN	473.14	1
FOREST SERVICE	CERTIFICATE OF STUDY IN WILDLAND FIRE MANAGEMENT	SACRAMENTO, CA	996.35	1
FOREST SERVICE	CERTIFICATE OF STUDY IN WILDLAND FIRE MANAGEMENT	RENO, NV	2,150.00	1
FOREST SERVICE	C-FALLER WORKSHOP	RENO, NV	73.50	1
FOREST SERVICE	C-FALLING CLASS (FIRE)	RENO, NV	177.73	1
FOREST SERVICE	CFRP SUB-COMMITTEE MEMBERS MEETING	SAN BERNARDINO, CA	237.79	1
FOREST SERVICE	CFRP SUB-COMMITTEES MEMBERS MEETING	ALBUQUERQUE, NM	71.20	1
FOREST SERVICE	CFRP TECHNICAL ADVISORY PANEL MEETING	ALBUQUERQUE, NM	4,000.42	7
FOREST SERVICE	CHAINSAW CONFERENCE	CHANDLER, AZ	1,189.87	1
FOREST SERVICE	CHAINSAW CONFERENCE	CARSON, NV	549.95	1

Agency Name	Conference Name	Location of Travel	Total Costs	Staff Allocation
FOREST SERVICE	CHANSAW CONFERENCE	MILFORD, PA	233.80	1
FOREST SERVICE	CHANSAW CONFERENCE	MISSOULA, MT	201.89	1
FOREST SERVICE	CHANSAW CONFERENCE	NASHVILLE, TN	1,014.32	1
FOREST SERVICE	CHANSAW CONFERENCE	WINONA, MO	179.95	1
FOREST SERVICE	CHANSAW CONFERENCE	WINONA, MO	337.74	1
FOREST SERVICE	CHANSAW CONFERENCE	CADIZ, TX	5,073.80	10
FOREST SERVICE	CHANSAW CONFERENCE	CADIZ, TX	798.40	1
FOREST SERVICE	CHANGING LANDSCAPES, WHO'S GUIDING THE FUTURE?	STEAMBOAT SPRINGS, CO	797.06	5
FOREST SERVICE	CHAPARRAL AND GRASSLAND VEGETATION SAMPLING	SPRINGVILLE, AZ	765.79	1
FOREST SERVICE	CHIEF OFFICERS CONFERENCE	RENO, NV	9,051.29	13
FOREST SERVICE	CHIEF CENTRAL PRIORITY/CPRP COORDINATOR MEETING	ALBUQUERQUE, NM	173.85	1
FOREST SERVICE	CHIEFS MEETING	RENO, NV	886.94	2
FOREST SERVICE	CHIEF'S OFFICERS CONFERENCE	RENO, NV	959.46	1
FOREST SERVICE	CHIEFS WORKSHOP	SECHEN, CA	556.53	1
FOREST SERVICE	CHINA'S BOOM IMPLICATIONS FOR INVESTMENT AND TRADE	VANCOUVER, CANADA	2,604.03	1
FOREST SERVICE	CHUGACH FLT	ANCHORAGE, AK	1,285.14	2
FOREST SERVICE	CLIMT MEETING	RENO, NV	2,015.39	1
FOREST SERVICE	CLIMATE SCIENCE FOR DECISION SUPPORT WORKSHOP	WASHINGTON, D.C.	1,383.19	1
FOREST SERVICE	CISCO NETWORKERS	LAS VEGAS, NV	1,710.21	1
FOREST SERVICE	CISCO WORKSHOP	CISPUS LEARNING CENTER, RANDLE, WA	236.43	1
FOREST SERVICE	CISPUS WORKSHOP	RANDALL, WA	1,038.62	2
FOREST SERVICE	CLASS C FULLER CENTER MEETING	RENO, NV	282.70	1
FOREST SERVICE	CLEAR WRITING THROUGH CRITICAL THINKING	RENO, NV	695.61	1
FOREST SERVICE	CLEMSON UNIVERSITY, RECREATION SHORT COURSE	LAS VEGAS, NV	906.99	1
FOREST SERVICE	CLETS WORKSHOP	FOSTER CITY, CA	205.75	1
FOREST SERVICE	CLIMATE SCIENCE FOR DECISION SUPPORT WORKSHOP	WASHINGTON, D.C.	1,383.19	1
FOREST SERVICE	CN ANNUAL MEETING	RENO, NV	106.26	1
FOREST SERVICE	CNH CONFERENCE	RENO, NV	508.58	1
FOREST SERVICE	CNH FIRE COUNCIL MEETING	ISLE OF MAUI, HI	2,754.82	1
FOREST SERVICE	CNH HAWAII	MAUI, HAWAII	10,603.16	1
FOREST SERVICE	COACHING APPRENTICES FOR SUPERVISORS	SACRAMENTO, CA	381.60	1
FOREST SERVICE	COACHING, MENTORING AND TEAM BUILDING	SACRAMENTO, CA	767.99	1
FOREST SERVICE	CODE CONFERENCE	KANSAS CITY, MO	1,036.46	1
FOREST SERVICE	COHORT SESSION MTG	SALT LAKE CITY, UT	9,957.60	1
FOREST SERVICE	COLLABORATION IN FOREST PLANNING & ENVIRONMENT	ALBUQUERQUE, NM	1,411.96	1
FOREST SERVICE	COLLABORATIVE FOREST RESTORATION PROGRAM ANNUAL WO	COURTARD MARROT, SANTA FE, NEW MEXICO	342.36	1
FOREST SERVICE	COLLABORATIVE FOREST RESTORATION PROGRAM ANNUAL WO	DENVER, CO	1,607.47	1
FOREST SERVICE	COLORADO CHAPTER EDUCATIONAL INSTITUTE	DENVER, CO	1,669.75	1
FOREST SERVICE	COLORADO WILDFIRE ACADEMY	CORTIZ, CO	214.60	1
FOREST SERVICE	COLUMBIAN SHARP TAILED AND SAGE GROUSE TECH COM.	SPEARFISH, SD	158.72	1
FOREST SERVICE	COMMAND AND GENERAL STAFF S-420 EXERCISES	REDDING, CA	142.00	1
FOREST SERVICE	COMMON STAND EXAMS	ATLANTA, GA	734.50	2
FOREST SERVICE	COMMON STAND EXAMS	ATLANTA, GA	1,481.80	1
FOREST SERVICE	COMMON STAND EXAMS	SACRAMENTO, CA	1,481.80	1
FOREST SERVICE	COMMUNICATIONS UNIT LEADER REFRESHER COMIT	BOISE, ID	1,457.60	1
FOREST SERVICE	COMMUNITY FORESTRY AT ITS BEST	NEBRASKA CITY, NE	1,489.74	3
FOREST SERVICE	COMMUNITY WILDFIRE PROTECTION PLAN PRESENTATION	CHELSEA, WA	455.73	1

FY 2006

Agency/Name	Conference Name	Location of Travel	Total Costs	Staff Attending
FOREST SERVICE	COMPLEX LANDS COURSE	PHOENIX, AZ	1,338.90	1
FOREST SERVICE	CONC COLLECTION WORKSHOP	LAKEWOOD, CO REGION 2	747.34	1
FOREST SERVICE	CONFERENCE FOR THE USGS	RENO, NV	1,188.99	1
FOREST SERVICE	CONGRESS OF POLITICAL ECONOMISTS	BEIJING, CHN	2,383.84	1
FOREST SERVICE	CONSERVATION FIREWORKS	CHICAGO, IL	21,266.80	9
FOREST SERVICE	CONSERVATION HISTORE ECOLOGY CLASS	SACRAMENTO, CA	1,266.80	1
FOREST SERVICE	CONSERVATION BIOLOGY	LAS VEGAS, NV	1,921.48	1
FOREST SERVICE	CONSERVATION EDUCATION MEETING	DAVIS, CA	3,000.90	1
FOREST SERVICE	CONSERVATION EDUCATION MEETING	DENVER, CO	642.95	1
FOREST SERVICE	CONSERVATION EDUCATION MEETING	BALTIMORE, MD	339.43	1
FOREST SERVICE	CONSERVATION EDUCATION MEETING	CHICAGO, IL	1,188.99	1
FOREST SERVICE	CONSERVATION EDUCATION MEETING	MISSISSAUGA, ONT.	931.80	1
FOREST SERVICE	CONTINUING ED. ECO SYSTEMS MANAGEMENT	CO ST. UNIVERSITY, FT.	2,387.03	1
FOREST SERVICE	CONTINUING ED. RETAIN STATE LAND SURVEYOR LICENSE	COLLINS, CO	681.80	2
FOREST SERVICE	CONTINUING EDUCATION IN FIRE MANAGEMENT	MITCHELL, SD	1,582.56	1
FOREST SERVICE	CONTINUING EDUCATION IN FIRES MANAGEMENT	REDMOND, OR	2,466.09	1
FOREST SERVICE	CONTRACT ADMINISTRATION	REDMOND, OR	469.73	1
FOREST SERVICE	CONTRACT ADMINISTRATION OF TIMBER SALES ROAD AND B	ODGEN, UT	887.70	1
FOREST SERVICE	CONTRACT CREW REPRESENTATIVE FPO MEETING	PORTLAND, OR	514.50	1
FOREST SERVICE	CONTRACT LAW	HOOD RIVER, OR	13,072.49	15
FOREST SERVICE	CONTRACT LAW	PORTLAND, OR	10,588.27	10
FOREST SERVICE	CONTRACT LAW	TAMPA, FL	1,582.56	1
FOREST SERVICE	CONTRACT LAW	PORTLAND, OR	1,582.56	1
FOREST SERVICE	CONTRACTING OFFICER WORKSHOP	NASHVILLE, TN	2,740.45	3
FOREST SERVICE	CONTRACTING OFFICER WORKSHOP	SACRAMENTO, CA	4,656.77	4
FOREST SERVICE	CONTRACTING/PROCUREMENT MEETING	SOCORRO, NM	311.22	1
FOREST SERVICE	CONVEYANCE WORKSHOP	MILWAUKEE, WI	318.26	1
FOREST SERVICE	COR MAINTENANCE	LAS VEGAS, NV	252.50	1
FOREST SERVICE	COR MAINTENANCE	VERNAL, UT	322.50	1
FOREST SERVICE	COR MAINTENANCE	TUCSON, AZ	307.50	1
FOREST SERVICE	CORNADO NATIONAL FOREST CENTER OF EXCELLENCE MTO	TUCSON, AZ	1,463.81	1
FOREST SERVICE	COSTA RICAN EXPERIENCE ON PAYMENT FOR FOREST ECOSY	COSTA RICA, CS	338.70	2
FOREST SERVICE	COUNCIL ON OCCUPATIONAL EDUCATION SUMMER WORKSHOP	LITTLE ROCK, AR	934.27	1
FOREST SERVICE	COURT SETTLEMENT HEARING	OAKLAND, CA	954.54	1
FOREST SERVICE	CRAG WOOD FIRED BOILER PROJECT GROUND BREAKING	CRAIG, AK	363.75	1
FOREST SERVICE	CREW BOSS CLASS	CHRYSLER, MI	63.75	1
FOREST SERVICE	CREW BOSS CLASS	ANDALUSIA, AL	953.80	1
FOREST SERVICE	CREW BOSS CLASS	SACRAMENTO, CA	422.50	1
FOREST SERVICE	CREW RESOURCE MANAGEMENT AND COMPETITIVE SOURCING	LOMPOC, CA	2,462.95	1
FOREST SERVICE	CRITICAL LOADS MAPPING	MISSOULA, MT BOISE ID	322.70	1
FOREST SERVICE	CRIMINAL JUSTICE	RALEIGH, NC	584.58	1
FOREST SERVICE	CRIMINAL JUSTICE	SHELVILLE, NC	444.48	2
FOREST SERVICE	CRIMINAL JUSTICE	SUNRISE, OR	475.02	1
FOREST SERVICE	CRIMINAL JUSTICE	SISTERS, OR	1,381.40	1
FOREST SERVICE	CROSSOVER	EUGENE, OR	1,600.56	1
FOREST SERVICE	CROSSOVER PERSONAL DEVELOPMENT	EUGENE, OR	839.05	2
FOREST SERVICE	CRUISER WORKSHOP	QUINCY, CA	7,949.11	5
FOREST SERVICE	CRUISER WORKSHOP	JANEAU, AK	643.97	1
FOREST SERVICE	CRUISER WORKSHOP	LANESIDE, AZ	1,385.26	4
FOREST SERVICE	CRUISER WORKSHOP	PRINCEVILLE, OR	968.80	1
FOREST SERVICE	CRUISER WORKSHOP	SACRAMENTO, CA	410.90	1
FOREST SERVICE	CRUISER WORKSHOP	MISSOULA, MT	444.58	1
FOREST SERVICE	CRUISER WORKSHOP	CHICAGO, IL	3,731.78	1
FOREST SERVICE	CRUISER WORKSHOP	WASHINGTON, D.C.		1

FY 2006

Agency Name	Conference Name	Location of Travel	Total Costs	Staff Attending
FOREST SERVICE	GTS CONFERENCE	ATLANTA, GA	1,768.42	1
FOREST SERVICE	CUFA RECREATION RESIDENCE	RENO, NV	174.52	1
FOREST SERVICE	CULTURAL WORKSHOP (RS)	RENO, NV	601.80	1
FOREST SERVICE	CULTURAL WORKSHOP	RENO, NV	1,467.27	4
FOREST SERVICE	CUSTOMER RELATIONS MEETING, PROJECT MANAGEMENT	CORVALLIS, OR	214.06	1
FOREST SERVICE	CUSTOMER RELATIONS MEETING, PROJECT MANAGEMENT	CORVALLIS, OR	2,490.84	2
FOREST SERVICE	CWN HELICOPTER MANAGER COURSE	SACRAMENTO, CA	538.40	1
FOREST SERVICE	D-11 INITIAL ATTACK DISPATCH CLASS	LAS CRUCES, NM	4,110.93	1
FOREST SERVICE	D-312 AIRCRAFT DISPATCHER	RENO, NV	505.83	1
FOREST SERVICE	D-510 SUPERVISORY DISPATCHER	TUCSON, AZ	1,701.00	1
FOREST SERVICE	D-510 SUPERVISORY DISPATCHER	TUCSON, AZ	1,161.81	1
FOREST SERVICE	DAM SAFETY CLASS	YANKEE, VT	333.80	1
FOREST SERVICE	DAM WORKSHOP	PRESCOTT, AZ	217.50	1
FOREST SERVICE	DANGER TREE MANAGEMENT	WIND RIVER, WA	937.00	1
FOREST SERVICE	DARTF MEETING	ARCATA, CA	635.72	1
FOREST SERVICE	DATA CENTER DESIGN REVIEW	ALBUQUERQUE, NM	1,575.80	5
FOREST SERVICE	DATA RESOURCES MANAGEMENT EMPLOYEE CONFERENCE	HOOD RIVER, OR	970.72	1
FOREST SERVICE	DEB MANAGEMENT SERVICES, LEGAL WORKSHOP	WASHINGTON, D.C.	1,919.03	1
FOREST SERVICE	DECISION METHODS FOR FIRE MGT - F-544	FT. COLLINS, CO	1,512.13	9
FOREST SERVICE	DECLINING AMPHIBIAN POPULATIONS TASK FORCE	ARCATA, CA	321.18	1
FOREST SERVICE	DEMOM UNIT LEADER, S-347	REDMOND, OR	435.50	1
FOREST SERVICE	DESIGN FOR AQUATIC ORGANISM PASSAGE AT ROAD-STREAM	PACIFIC CITY, OR	10,355.95	9
FOREST SERVICE	DESIGNING FOR AQUATIC ORGANISM PASSAGE AT ROAD-STR	HOUSTON, TX	2,677.61	2
FOREST SERVICE	DESIGNING FOR AQUATIC ORGANISM PASSAGE AT ROAD-STR	PACIFIC CITY, OR	2,677.61	2
FOREST SERVICE	DESIGNING FOR AQUATIC ORGANISM PASSAGE AT ROAD-STR	SALAM, MO	3,870.71	1
FOREST SERVICE	DETP INSTRUCTION	ASHLAND, WI	3,647.67	1
FOREST SERVICE	DEVELOPMENT TEAM MEETING	FLETCH, BRUNSWICK, GA	1,738.74	1
FOREST SERVICE	DIGITAL MAPPING TECHNIQUES WORKSHOP	LAS VEGAS, NV	1,447.43	1
FOREST SERVICE	DISPATCH CONFERENCE	COLUMBUS, OH	1,488.96	1
FOREST SERVICE	DISPATCH CONFERENCE	SACRAMENTO, CA	101.40	1
FOREST SERVICE	DISPATCH CONFERENCE	HELENA, MT	64.08	1
FOREST SERVICE	DISPATCH CONFERENCE	MEDFORD, OR	5,349.62	4
FOREST SERVICE	DISPATCH CONFERENCE	SAN DIEGO, CA	557.45	1
FOREST SERVICE	DISPATCH CONFERENCE	FORTUNA, CA	1,080.04	3
FOREST SERVICE	DISPATCH CONFERENCE	HOOD RIVER, OR	663.72	1
FOREST SERVICE	DISPATCHERS CONFERENCE	HOOD RIVER, OR	344.00	1
FOREST SERVICE	DISTRICT RANGER CONFERENCE	SACRAMENTO, CA	470.08	1
FOREST SERVICE	DIVEMASTER CLASS	BROOMFIELD, CO	205.17	1
FOREST SERVICE	DIVISION CHIEFS CONFERENCE	EUGENE, OR	334.84	1
FOREST SERVICE	DIVISION CHIEFS CONFERENCE	ASHEVILLE, NC	1,943.72	12
FOREST SERVICE	DIXIE NF FOREST PLAN MEETING	CEDAR CITY, UT	253.30	1
FOREST SERVICE	DOE SOUTHERN BIOMASS PARTNERSHIP CONFERENCE	PHILADELPHIA, PA	1,539.38	1
FOREST SERVICE	DOL REGIONAL OFFICE FACILITY SURVEY PLANNING MEETING	BURLINGTON, VT & WASHINGTON, D.C.	2,300.24	1
FOREST SERVICE	DONELLA MEADOW LEADERSHIP PGM, ESRVADV BORY GMTG	WASHINGTON, D.C.	1,754.15	1
FOREST SERVICE	DREAMWEAVER NETWORKS AND FS WEB	PORT WORTH, TX	936.14	3
FOREST SERVICE	DRIVING CHANGES IN FORESTRY	FORT HUNTER LOGGETT, CA	285.00	1
FOREST SERVICE	DRIVING ORIENTATION	MONTEREY, CA	403.40	2
FOREST SERVICE	DRM ANNUAL MEETING	HOOD RIVER, OR	720.50	1
FOREST SERVICE	DRM GEOSPATIAL MEETING	MT. HOOD, OR	1,833.28	2
FOREST SERVICE	DRM GEOSPATIAL MEETING	HOOD RIVER, OR	923.95	2
FOREST SERVICE	DROUGHT IMPACTS ON REGIONAL ECOSYSTEMS NETWORK	FLASBATT, AZ		



Agency/Name	Conference Name	Location of Travel	Total Costs	Staff Attending
FOREST SERVICE	DUKE LAW SYMPOSIUM	JACKSONVILLE, FL	1,978.16	
FOREST SERVICE	E-20, ROADS SEMINAR	PORTLAND, OR	382.50	1
FOREST SERVICE	E-20, FACILITIES/ENVIRONMENTAL WORKSHOP	PORTLAND, OR	195.89	1
FOREST SERVICE	E-20, FIRE PLANNERS WORKSHOP	PORTLAND, OR	195.89	1
FOREST SERVICE	E-20, PLANNING WORKSHOP	PORTLAND, OR	195.89	1
FOREST SERVICE	EARTHWATCH ECOLOGY CONFERENCE	EAST LANSING, MI	343.36	1
FOREST SERVICE	EAS FOR LINE OFFICERS	BOSTON, MA	395.00	1
FOREST SERVICE	EASTERN ELK MANAGEMENT WORKSHOP	KEY WEST, FL	1,659.22	1
FOREST SERVICE	EASTERN GREAT BASIN FIRE PREVENTION WORKSHOP	HIGGINS LAKE, MI	833.94	1
FOREST SERVICE	EASTERN STATE FIRE PREVENTION WORKSHOP	MOORE, UT	1,913.89	1
FOREST SERVICE	EASTERN STATES REGIONAL COORDINATION	ST. LOUIS, MO	1,913.89	1
FOREST SERVICE	EATIS WORKSHOP	JACKSONVILLE, FL	1,184.32	1
FOREST SERVICE	ECOLOGICAL ASSETS WORKSHOP	SUNRISE, OR	336.44	1
FOREST SERVICE	ECOLOGICAL ASSETS WORKSHOP	SACRAMENTO, CA	332.80	1
FOREST SERVICE	ECOLOGICAL ASSETS WORKSHOP	PALO ALTO, CA	1,090.72	1
FOREST SERVICE	ECOLOGICAL ASSETS WORKSHOP	PALO ALTO, CA	1,090.72	1
FOREST SERVICE	ECOLOGICAL IMPACTS OF FUEL REDUCTION	PALO ALTO, CA	1,485.05	1
FOREST SERVICE	ECOLOGICAL SOCIETY	ASHVILLE, NC	709.21	2
FOREST SERVICE	ECOLOGICAL SOCIETY	MEMPHIS, TN	5,328.03	5
FOREST SERVICE	ECOLOGICAL SOCIETY	MEXICO, MX	1,955.40	1
FOREST SERVICE	ECOLOGICAL SOCIETY	MEXICO AND TT. COLLINS,	2,991.40	1
FOREST SERVICE	ECOLOGICAL SOCIETY	MEXICO, MX	6,065.09	2
FOREST SERVICE	ECOLOGICAL SOCIETY	SALEM, OR	439.15	1
FOREST SERVICE	ECOLOGICAL SOCIETY	GOLD BEACH, OR	414.30	1
FOREST SERVICE	ECOLOGICAL SOCIETY	GRANTON, IL	233.78	1
FOREST SERVICE	ECOLOGICAL SOCIETY	GRANTON, IL	233.78	1
FOREST SERVICE	ECOLOGICAL SOCIETY	SAN FRANCISCO, CA	962.90	1
FOREST SERVICE	ECOLOGICAL SOCIETY	WASHINGTON, D.C.	1,995.01	1
FOREST SERVICE	ECOLOGICAL SOCIETY	COPENHAGEN, DENMARK	422.21	1
FOREST SERVICE	EIGHTH INT CONF ON MERCURY AS A GLOBAL POLLUTANT	MADISON, WI	1,138.04	1
FOREST SERVICE	ELECTRIC SYSTEMS COURSE	PHOENIX, AZ	4,003.57	3
FOREST SERVICE	EMERGENCY RELIEF CONFERENCE	REDDING, CA	1,053.00	1
FOREST SERVICE	EMERGENCY RELIEF CONFERENCE	REDDING, CA	274.48	1
FOREST SERVICE	EMPLOYEE CONFERENCE	WINNEMUKCA, NV	1,462.12	3
FOREST SERVICE	EMPLOYEE CONFERENCE	TUCSON, AZ	969.92	1
FOREST SERVICE	EMPLOYEE CONFERENCE	BEAUFORT, SC	1,203.31	4
FOREST SERVICE	EMPLOYEE CONFERENCE	TUCSON, AZ	1,519.24	1
FOREST SERVICE	EMPLOYEE CONFERENCE	TUCSON, AZ	1,519.24	1
FOREST SERVICE	EMPLOYEE CONFERENCE	KEY WEST, FL	1,867.38	1
FOREST SERVICE	ENDANGERED SPECIES ACT FOR FS LINE OFFICERS	SALT LAKE CITY, UT	1,622.39	1
FOREST SERVICE	ENERGY AND RAPTER MANAGEMENT CONFERENCE	CHICAGO, IL	2,302.34	2
FOREST SERVICE	ENERGY MEETING	DENVER, CO	1,633.15	1
FOREST SERVICE	ENERGY MEETING	DENVER, CO	1,633.15	1
FOREST SERVICE	ENERGY MEETING	LAS VEGAS, NV	1,345.83	1
FOREST SERVICE	ENERGY MEETING	LANCASTER, CA	9,381.89	6
FOREST SERVICE	ENGINE ACADEMY	REDDING, CA	620.12	1
FOREST SERVICE	ENGINE ACADEMY	FALLON, NV	214.50	1
FOREST SERVICE	ENGINE ACADEMY	DEL ROSA, CA	10,494.78	2
FOREST SERVICE	ENGINE ACADEMY	LOS ANGELES, CA	1,540.78	1
FOREST SERVICE	ENGINE ACADEMY	SACRAMENTO, CA	4,907.33	4
FOREST SERVICE	ENGINE ACADEMY	REDDING, OR	266.20	1
FOREST SERVICE	ENGINE ACADEMY	CHANDLER, AZ	232.86	1
FOREST SERVICE	ENGINE ACADEMY	CHANDLER, AZ	232.86	1
FOREST SERVICE	ENGINEERING TECH & DEVELOPMENT STEERING COMMITTEE	SOUTH LAKE TAHOE, CA	503.36	1
FOREST SERVICE	ENGINEERING WORKSHOP	LINCOLN, OR	240.99	1
FOREST SERVICE	ENGINEERING WORKSHOP	NEWPORT, OR	356.75	1

Agency/Name	Conference Name	Location of Travel	Total Costs	Staff Attendance
FOREST SERVICE	ENGINEERING WORKSHOP	MILES CITY, MT	449.42	1
FOREST SERVICE	ENTERPRISE ANNUAL MEETING	LAS VEGAS, NV	664.43	1
FOREST SERVICE	ENTERPRISE MESSAGE PROJECT PLANNING	WASHINGTON, D.C.	2,943.45	1
FOREST SERVICE	ENTERPRISE PROGRAM ANNUAL MEETING	LAS VEGAS, NV	2,247.79	3
FOREST SERVICE	ENTOMOLOGICAL SOCIETY OF AMERICA	FT. LAUDERDALE, FL	2,718.19	4
FOREST SERVICE	ENTOMOLOGICAL SOCIETY OF AMERICA	NEWPORT, OR	363.81	1
FOREST SERVICE	ENVIRONMENTAL WILDLIFE POPULATIONS	PORTLAND, OR	822.06	1
FOREST SERVICE	ENVIRONMENTAL AND FACILITIES WORKSHOP	BALTIMORE, MD	889.94	2
FOREST SERVICE	ENVIRONMENTAL CREDITS WORKSHOP	FAIRBANKS, AK	1,597.44	1
FOREST SERVICE	EXPANDED DISPATCH EVALUATION	MISSOULA, MT	5814.28	1
FOREST SERVICE	EQUESTRIAN TRAILS CONFERENCE	MISSOULA, MT	1,709.99	1
FOREST SERVICE	ER WORKSHOP	CRAIG RD, THURNE BAY RD, FT. COLLINS, CO	1,380.46	1
FOREST SERVICE	ERGONOMICS PRESENTATION	FT. COLLINS, CO	1,151.67	1
FOREST SERVICE	ESSA ANNUAL MEETING AND EXHIBITION	FT. LAUDERDALE, FL	2,039.09	1
FOREST SERVICE	ESSA CONFERENCE	PORTLAND, OR	1,239.09	1
FOREST SERVICE	ESSA CONFERENCE	PORTLAND, OR	1,239.09	1
FOREST SERVICE	ESRPZ BASICS	SEATTLE, WA	1,794.42	1
FOREST SERVICE	ESRI CONFERENCE	SAN DIEGO, CA	51,238.76	31
FOREST SERVICE	ESRI CONFERENCE	SEATTLE, WA	873.31	1
FOREST SERVICE	ESRI CONFERENCE	CHARLOTTE, NC	873.31	1
FOREST SERVICE	ESRI CONFERENCE	WASHINGTON, D.C.	589.70	1
FOREST SERVICE	ESRI FEDERAL USER CONFERENCE	JACKSONVILLE, FL	929.97	1
FOREST SERVICE	ESRU	BAKER CITY, OR	125.80	1
FOREST SERVICE	ESTABLISHING DMAS	BAKER CITY, OR	125.80	1
FOREST SERVICE	ESTABLISHING DMAS	BAKER CITY, OR	125.80	1
FOREST SERVICE	EVALUATING METHODS OF TREE MORTALITY WORKSHOP	SISTERS, OR	4,263.88	1
FOREST SERVICE	EVALUATING METHODS OF TREE MORTALITY WORKSHOP	SISTERS, OR	4,263.88	1
FOREST SERVICE	EXCEL	LAS VEGAS, NV	2,412.07	1
FOREST SERVICE	EXCEL	LAS VEGAS, NV	1,409.75	1
FOREST SERVICE	EXCELLENCE IN GOVT. STRATEGIC INTERNAL COMM GOVT	LAS VEGAS, NV	2,651.25	1
FOREST SERVICE	EXCELLENCE IN GOVT. STRATEGIC INTERNAL COMM GOVT	WASHINGTON, D.C.	2,195.55	1
FOREST SERVICE	FAM NATIONAL LEADERSHIP TEAM MEETING	SACRAMENTO, CA	852.14	1
FOREST SERVICE	FAM NATIONAL LEADERSHIP TEAM MEETING	SACRAMENTO, CA	852.14	1
FOREST SERVICE	FACILITIES & ENVIRONMENTAL WORKSHOP	BOISE, ID	722.79	1
FOREST SERVICE	FACILITIES & ENVIRONMENTAL WORKSHOP	PORTLAND, OR	622.20	1
FOREST SERVICE	FACILITIES ENGINEERING MEETING	DEARBORN, MI	2,433.53	2
FOREST SERVICE	FACILITIES ENGINEERING MEETING	DEARBORN, MI	2,433.53	2
FOREST SERVICE	FACILITY HEATING CONFERENCE	GRAND JUNCTION, CO	1,866.72	1
FOREST SERVICE	FACILITY HEATING CONFERENCE	GRAND JUNCTION, CO	1,866.72	1
FOREST SERVICE	FACILITY MASTER PLAN LEVELING SESSION	CIOLA SUPERVISORS OFFICE, ALBUQUERQUE, NM	418.01	1
FOREST SERVICE	FACILITY REALIGNMENT AND ENHANCEMENT ACT TRNG	SACRAMENTO, CA	952.98	1
FOREST SERVICE	FACILITY MEETING	SEASIDE, OR	175.43	1
FOREST SERVICE	FACILITY MEETING	SEASIDE, OR	175.43	1
FOREST SERVICE	FACTS MEETING	PORTLAND, OR	277.85	1
FOREST SERVICE	FACTS MEETING	VANCOUVER, WA	266.89	1
FOREST SERVICE	FACTS MEETING	VALLEJO, CA	59.63	1
FOREST SERVICE	FACTS MEETING	VALLEJO, CA	742.22	3
FOREST SERVICE	FACTS MEETING	WASH. STATE	1,742.22	3
FOREST SERVICE	FAM MEETING	CAMBRIA, CA	2,480.40	5
FOREST SERVICE	FAM MEETING	CAMBRIA, CA	2,480.40	5
FOREST SERVICE	FAMILY FOREST MEETING	RACINE, WI	345.95	1
FOREST SERVICE	FBI COMMAND COLLEGE	WEST YELLOWSTONE, MT	886.50	1
FOREST SERVICE	FOAMMS DIRECTORS MEETING	DENVER, CO	397.96	1
FOREST SERVICE	FOAMMS DIRECTORS MEETING	FAIRBANKS, AK	3,117.17	1
FOREST SERVICE	FOCS WORKSHOP	FAIRBANKS, AK	3,117.17	1
FOREST SERVICE	FOCS WORKSHOP	CORVALLIS, OR	812.99	2
FOREST SERVICE	FOCS WORKSHOP	PORTLAND, OR	242.00	1
FOREST SERVICE	FOCS WORKSHOP	SEATTLE, WA	233.56	1

FY 2006

Agency/Name	Conference Name	Location of Travel	Total Costs	Staff Attending
FOREST SERVICE	FOCS WORKSHOP	HILO, HI	431.38	1
FOREST SERVICE	FOR - FEDERAL DISPUTE RESOLUTION CONFERENCE	SAN ANTONIO, TX	1,382.66	1
FOREST SERVICE	FEASIBILITY STUDY	SALT LAKE CITY, UT	3,597.94	1
FOREST SERVICE	FEDERAL CONTRACT LAW	ORLANDO, FL	1,198.20	1
FOREST SERVICE	FEDERAL DISPUTE RESOLUTION (FOR)	SAN ANTONIO, TX	1,545.69	1
FOREST SERVICE	FEDERAL ENVIRONMENTAL PROTECTION ACT	CHICAGO, IL	859.37	12
FOREST SERVICE	FEDERAL EXCESS PROPERTY PROGRAM	CHICAGO, IL	859.37	12
FOREST SERVICE	FEDERAL INTERAGENCY HYDROLOGIC MODELING CONFERENCE	RENO, NV	1,520.19	1
FOREST SERVICE	FEDERAL SUBSTANCE BOARD MEETING	ANCHORAGE, AK	1,491.94	1
FOREST SERVICE	FEDERLEET	LOS ANGELES, CA	1,087.99	1
FOREST SERVICE	FEMA RISK MEETING	NEW YORK, NY	2,559.99	1
FOREST SERVICE	FEMA WORKSHOP	ATLANTA, GA	712.72	1
FOREST SERVICE	FEDERAL WORKSHOP	ATLANTA, GA	712.72	1
FOREST SERVICE	FAM NATL WORKSHOP	CHARLESTON, SC	1,265.79	1
FOREST SERVICE	FAP PLANNING MTG & FOR VEG MGMT CONF	SACRAMENTO, CA	377.80	1
FOREST SERVICE	FIA MEETING	BEND, OR	281.05	1
FOREST SERVICE	FIA MEETING	DENVER, CO	2,178.84	1
FOREST SERVICE	FIA MEETING	ST PAUL, MN	855.06	1
FOREST SERVICE	FIELD DATA COLLECTION	CAROLINA, NC	283.75	1
FOREST SERVICE	FIELD DATA COLLECTION	CAROLINA, NC	283.75	1
FOREST SERVICE	FIELD ECOLOGY	LAS VEGAS, NV	2,175.49	1
FOREST SERVICE	FINAL PRE-ALL SCIENTIST MTNG CUSP TEAM BETWEEN NE	ST. PAUL, MN	1,048.71	1
FOREST SERVICE	FIRE & FIRE SURROGATE ANNUAL MEETING	ANDALUSIA, AL	229.48	1
FOREST SERVICE	FIRE & LAW CONFERENCE	CORVALLIS, OR	290.05	1
FOREST SERVICE	FIRE & LAW CONFERENCE	CORVALLIS, OR	290.05	1
FOREST SERVICE	FIRE ACADEMY	SPRINGFIELD, MO	243.15	1
FOREST SERVICE	FIRE ACADEMY	SACRAMENTO, CA	3,368.82	12
FOREST SERVICE	FIRE ACADEMY	BLACKSTONE, VA	14,014.04	18
FOREST SERVICE	FIRE ACADEMY	JEFFERSON CITY, MO	9,751.53	22
FOREST SERVICE	FIRE ACADEMY	BELL BUCKLE, TN	559.75	1
FOREST SERVICE	FIRE ACADEMY	BASTROP, TX	483.50	1
FOREST SERVICE	FIRE ACADEMY	RENO, NV	483.50	1
FOREST SERVICE	FIRE ACADEMY	PORTLAND, OR	184.45	1
FOREST SERVICE	FIRE ACADEMY	PALM SPRINGS, CA	184.45	1
FOREST SERVICE	FIRE BEHAVIOR/FUELS WORKSHOP	PORTLAND, OR	755.76	1
FOREST SERVICE	FIRE BUSINESS	PHOENIX, AZ	850.54	1
FOREST SERVICE	FIRE BUYING TEAM WORKSHOP	MEMPHIS, TN	679.80	1
FOREST SERVICE	FIRE CLASS	SANTA BARBARA, CA	433.07	1
FOREST SERVICE	FIRE CUSP MEETING	RENO, NV	2,511.11	1
FOREST SERVICE	FIRE CUSP MEETING	SUNRISE, FL	249.98	1
FOREST SERVICE	FIRE CUSP MEETING	PHOENIX, AZ	1,450.83	1
FOREST SERVICE	FIRE ECOLOGY CONFERENCE	COLUMBUS, OH	982.54	1
FOREST SERVICE	FIRE ECOLOGY CONFERENCE	NIFC	268.50	1
FOREST SERVICE	FIRE ECOLOGY CONFERENCE	NIFC	895.87	1
FOREST SERVICE	FIRE ECONOMICS WORKING GROUP MEETING	RESEARCH STATION, FT.		
FOREST SERVICE	FIRE ENGINE ACADEMY	LANCASTER, CA	1,712.14	1
FOREST SERVICE	FIRE GUARD SCHOOL	KLAMATH FALLS, OR	1,724.92	6
FOREST SERVICE	FIRE GUARD SCHOOL	SWEET HOME, OR	165.00	11
FOREST SERVICE	FIRE IN EASTERN OAK FORESTS CONFERENCE	THE OHIO STATE UNIVERSITY	9,839.09	5
FOREST SERVICE	FIRE IN EASTERN OAK FORESTS CONFERENCE	FRANKLIN COUNTY, OH	419.00	1
FOREST SERVICE	FIRE IN EASTERN OAK FORESTS CONFERENCE	COLUMBUS, OH	783.16	1
FOREST SERVICE	FIRE IN EASTERN OAK FORESTS CONFERENCE	COLUMBUS, OH	2,931.70	6
FOREST SERVICE	FIRE IN EASTERN OAK FORESTS CONFERENCE	SACRAMENTO, CA	5,982.40	7
FOREST SERVICE	FIRE INFO MTG	RENO, NV	3,654.10	6
FOREST SERVICE	FIRE INFO MTG	SANTA BARBARA, CA	505.00	1
FOREST SERVICE	FIRE INFO MTG	RENO, NV	505.00	1
FOREST SERVICE	FIRE INFO MTG	PHOENIX, AZ	898.50	2
FOREST SERVICE	FIRE INFORMATIONAL MEETING	PHOENIX, AZ	898.50	2

FY 2006

Agency/Name	Conference Name	Location of Travel	Total Costs	Staff Attending
FOREST SERVICE	FIRE INFORMATIONAL MEETING	SANTA BARBARA, CA	5,741.85	9
FOREST SERVICE	FIRE INFORMATIONAL MEETING	GRAND RAPIDS, MI	288.37	1
FOREST SERVICE	FIRE INFORMATIONAL MEETING	LANAI, HI	2,260.88	1
FOREST SERVICE	FIRE INFORMATIONAL MEETING	SAN BERNARDINO, CA	178.50	1
FOREST SERVICE	FIRE INFORMATIONAL MEETING	SACRAMENTO, CA	4,989.54	48
FOREST SERVICE	FIRE INFORMATIONAL MEETING	PORTLAND, OR	1,329.72	19
FOREST SERVICE	FIRE INFORMATIONAL MEETING	LOS ANGELES, CA	3,576.54	4
FOREST SERVICE	FIRE INFORMATIONAL MEETING	STEVENS POINT, WI	467.50	1
FOREST SERVICE	FIRE INFORMATIONAL MEETING	REDDING, CA	2,528.77	1
FOREST SERVICE	FIRE INFORMATIONAL MEETING	PLACER, CA	1,555.76	1
FOREST SERVICE	FIRE INFORMATIONAL MEETING	SLATON, CA	1,855.00	1
FOREST SERVICE	FIRE INFORMATIONAL MEETING	EL CENTRO, CA	684.25	1
FOREST SERVICE	FIRE INFORMATIONAL MEETING	COLUMBUS, OH	1,141.86	1
FOREST SERVICE	FIRE INFORMATIONAL MEETING	GLOBE, AZ	493.25	1
FOREST SERVICE	FIRE INFORMATIONAL MEETING	CADILLAC, MI	2,675.26	1
FOREST SERVICE	FIRE INFORMATIONAL MEETING	LAS VEGAS, NV	1,385.30	1
FOREST SERVICE	FIRE INFORMATIONAL MEETING	BOISE, ID	983.60	1
FOREST SERVICE	FIRE INFORMATIONAL MEETING	SAN DIEGO, CA	229.00	1
FOREST SERVICE	FIRE INFORMATIONAL MEETING	CLARK COUNTY, NV	107.50	1
FOREST SERVICE	FIRE INFORMATIONAL MEETING	SANTA BARBARA, CA	603.50	1
FOREST SERVICE	FIRE INSTRUCTOR 1A	VANDERBURG, CA	3,408.19	5
FOREST SERVICE	FIRE INSTRUCTOR 1A	TEZABARK, NV	1,019.11	1
FOREST SERVICE	FIRE INSTRUCTOR 1A	WARM SPRINGS, VA	1,258.70	1
FOREST SERVICE	FIRE LEARNING NETWORK	BEND, OR	154.33	1
FOREST SERVICE	FIRE LEARNING NETWORK	SUNRISE, OR	471.08	1
FOREST SERVICE	FIRE MANAGEMENT OFFICER MEETING	WENDOVER, NV	253.44	1
FOREST SERVICE	FIRE MANAGEMENT OFFICER MEETING	ALBUQUERQUE, NM	150.04	1
FOREST SERVICE	FIRE PREVENTION CONFERENCE	BOISE, ID	950.00	1
FOREST SERVICE	FIRE PREVENTION CONFERENCE	RICHFIELD, UT	679.05	4
FOREST SERVICE	FIRE PREVENTION CONFERENCE	DESCHUTES, OR	614.90	1
FOREST SERVICE	FIRE PREVENTION CONFERENCE	ELGIN, TX	1,381.95	1
FOREST SERVICE	FIRE PREVENTION CONFERENCE	GLENNDALE BEACH, OR	1,715.73	2
FOREST SERVICE	FIRE PREVENTION CONFERENCE	RENO, NV	599.94	1
FOREST SERVICE	FIRE PREVENTION CONFERENCE	SAN MATEO, CA	1,111.11	1
FOREST SERVICE	FIRE PREVENTION CONFERENCE	SAN MATEO, CA	770.60	2
FOREST SERVICE	FIRE PREVENTION CONFERENCE	ST. CROIX, VI	785.80	1
FOREST SERVICE	FIRE PREVENTION CONFERENCE	LINCOLN CITY, OR	653.39	1
FOREST SERVICE	FIRE PREVENTION CONFERENCE	STEVENS POINT, WI	683.75	1
FOREST SERVICE	FIRE PROGRAM MANAGEMENT	SACRAMENTO, CA	360.72	1
FOREST SERVICE	FIRE PROGRAM MANAGEMENT	PORTLAND, OR	14,859.95	20
FOREST SERVICE	FIRE PROGRAM MANAGEMENT	FOREST SERVICE REGIONAL OFFICE, PORTLAND, OR	313.15	1
FOREST SERVICE	FIRE PROGRAM MANAGEMENT	MISSOULA, MT	695.04	1
FOREST SERVICE	FIRE PROGRAM MANAGEMENT	PROVO, UT	348.69	1
FOREST SERVICE	FIRE PROGRAM MANAGEMENT	MEMPHIS, TN	5,588.32	7
FOREST SERVICE	FIRE PROGRAM MANAGEMENT	MISSOULA, MT	1,000.00	1
FOREST SERVICE	FIRE PROGRAM MANAGEMENT	BIRMINGHAM, AL	851.75	1
FOREST SERVICE	FIRE PROGRAM MANAGEMENT	BOISE, ID	2,134.94	2
FOREST SERVICE	FIRE PROGRAM MANAGEMENT	ALBUQUERQUE, NM	641.60	1
FOREST SERVICE	FIRE PROGRAM MANAGEMENT	STEVENS POINT, WI	1,292.60	2
FOREST SERVICE	FIRE PROGRAM MANAGEMENT	CHARLOTTE, NC	5,619.98	10
FOREST SERVICE	FIRE RESOURCE SPECIALIST	MISSOULA, MT	494.80	1
FOREST SERVICE	FIRE RESOURCE SPECIALIST	MISSOULA, MT	424.92	1

Agency/Name	Conference Name	Location of Travel	Total Costs	Staff Attending
FOREST SERVICE	FIRE SECURITY SUPPORT	BEND, OR	658.30	
FOREST SERVICE	FIRE SHELTER ADVISORY BOARD	BOISE, ID	1,080.43	
FOREST SERVICE	FIRE SUPPORT	LAS VEGAS, NV	1,055.00	
FOREST SERVICE	FIRE SUPPORT	HALFWAY, OR	290.70	
FOREST SERVICE	FIRE TEAM MEETING	MISSOULA, MT	141.14	
FOREST SERVICE	FIRE TEAM MEETING	TUCSON, AZ	1,245.96	
FOREST SERVICE	FIREFIGHTER/LAW ENFORCEMENT RETIREMENT	BLACK MOUNTAIN, NC	1,095.81	
FOREST SERVICE	FIREFIGHTER/LAW ENFORCEMENT RETIREMENT	VANCOUVER, WA	1,383.98	
FOREST SERVICE	FIRELINE LEADERSHIP	UNICOLI, TN	127.19	
FOREST SERVICE	FIRELINE LEADERSHIP	RYEGATE, CA	225.30	
FOREST SERVICE	FIRELINE LEADERSHIP	TRAINING CTR	555.04	
FOREST SERVICE	FIRELINE LEADERSHIP	REDMOND, OR	471.40	2
FOREST SERVICE	FIRELINE LEADERSHIP	BOISE, ID	3,682.98	
FOREST SERVICE	FIRELINE LEADERSHIP	BAKERSFIELD, CA	408.48	1
FOREST SERVICE	FIRELINE LEADERSHIP	ALEXANDRIA, VA	1,276.28	1
FOREST SERVICE	FIRELINE LEADERSHIP	WILLOW BEACH, OR	1,100.00	1
FOREST SERVICE	FIRELINE LEADERSHIP	WILL, IL	170.05	1
FOREST SERVICE	FIRELINE LEADERSHIP	SILVER CITY, NM	516.88	6
FOREST SERVICE	FISH & WILDLIFE CONFERENCE	SHEPHERDSTOWN, WV	1,528.47	
FOREST SERVICE	FISH & WILDLIFE CONFERENCE	GRAND RAPIDS, MI	2,340.10	4
FOREST SERVICE	FISH PROGRAM	KALISPELL, MT	334.00	
FOREST SERVICE	FISH & WILDLIFE CONFERENCE (RS)	WYOMING	1,000.00	13
FOREST SERVICE	FISHERIES AND WATERSHED REGIONAL MEETING	SANTA CRUZ, CA	684.69	
FOREST SERVICE	FISHERIES MEETING	SAN ANTONIO, TX	385.12	
FOREST SERVICE	FISHERIES MEETING	WALLA WALLA, WA	1,472.40	1
FOREST SERVICE	FLAMMAP TECH TRANSFER	SACRAMENTO, CA	383.67	1
FOREST SERVICE	FLEET MANAGEMENT MEETING	WASHINGTON, D.C.	584.06	1
FOREST SERVICE	FLORA PLANT MEETING	DAVIE, FL	1,000.00	1
FOREST SERVICE	FLOOD PREVENTION MANAGEMENT WORKSHOP	DAVIE, FL	474.00	1
FOREST SERVICE	FLOOD PREVENTION MANAGEMENT WORKSHOP	DAVIE, FL	1,000.00	1
FOREST SERVICE	FMO MEETING	GOLD BEACH, OR	118.70	1
FOREST SERVICE	FMO MEETING	NEWPORT, OR	132.56	1
FOREST SERVICE	FMO MEETING	RICHLAND, WA	232.86	1
FOREST SERVICE	FMO MEETING	YAKIMA, WA	701.82	3
FOREST SERVICE	FMO MEETING	RICHLAND, OR	383.54	1
FOREST SERVICE	FMO MEETING	RICHLAND, OR	200.00	1
FOREST SERVICE	PNNATL WORKSHOP/SCIENTIST MTG	CHARLESTON, SC	2,159.79	1
FOREST SERVICE	PNNATL WORKSHOP/SCIENTIST MTG	SC/PHILADELPHIA, PA		1
FOREST SERVICE	FOLLOWERSHIP TO LEADERSHIP	HART PARK	343.33	1
FOREST SERVICE	FOOD UNIT LEADER	BOISE, ID	1,141.96	1
FOREST SERVICE	FOOTBALL YELLOW LEGGED FROG WORKSHOP	EUGENE, OR	982.25	1
FOREST SERVICE	FOREST BUSINESS MEETINGS	ALBUQUERQUE, NM	384.76	1
FOREST SERVICE	FOREST BUSINESS MEETINGS	ALBUQUERQUE, NM	384.76	1
FOREST SERVICE	FOREST CARBON SOIL WORKSHOP	MINNEAPOLIS, MN	1,328.34	2
FOREST SERVICE	FOREST ENGINEERING MEETING	CHATTANOOGA, TN	1,297.69	2
FOREST SERVICE	FOREST ENGINEERS CONFERENCE	CHATTANOOGA, TN	693.40	1
FOREST SERVICE	FOREST ENGINEERS CONFERENCE	VANCOUVER, WA	589.11	1
FOREST SERVICE	FOREST ENGINEERS CONFERENCE	CHATTANOOGA, TN	1,000.00	1
FOREST SERVICE	FOREST ENGINEERS CONFERENCE	WILLOW BEACH, OR	615.94	5
FOREST SERVICE	FOREST ENVIRONMENTAL THREATS MEETING	BOLDER, CO	3,107.75	1
FOREST SERVICE	FOREST FIRE AND FOREST FIRE LAB	STARKVILLE, MS	5,129.25	5
FOREST SERVICE	FOREST FOR EVERY CLASSROOM	LEBANON, NH	1,131.45	1
FOREST SERVICE	FOREST HEALTH & BIOMASS UTILIZATION	MISSOULA, MT	282.28	1
FOREST SERVICE	FOREST HEALTH MONITORING WORK GROUP MEETING	LEBANON, NH	2,113.90	1
FOREST SERVICE	FOREST HEALTH MONITORING WORK GROUP MEETING	TUCSON, AZ	2,113.98	1
FOREST SERVICE	FOREST HEALTH MONITORING WORK GROUP MEETING	CHARLESTON, SC	2,113.98	1
FOREST SERVICE	FOREST HEALTH MONITORING WORK GROUP MEETING	SAN BERNARDINO, CA	889.60	2

FY 2006

Agency/Name	Conference Name	Location of Travel	Total Costs	Staff Attending
FOREST SERVICE	FOREST HEALTH PROTECTION	WASHINGTON, D.C.	1,816.48	1
FOREST SERVICE	FOREST HEALTH PROTECTION	DENVER, CO	1,987.44	1
FOREST SERVICE	FOREST HEALTH PROTECTION	ORVILLE, CA	136.90	1
FOREST SERVICE	FOREST HEALTH PROTECTION	SAN BERNARDINO, CA	550.66	1
FOREST SERVICE	FOREST HEALTH PROTECTION	ORTON CENTER, UNIVERSITY OF MICHIGAN, ANN ARBOR, MI	498.17	1
FOREST SERVICE	FOREST LEADERSHIP MEETING	STARKVILLE, MS	254.42	1
FOREST SERVICE	FOREST LEADERSHIP MEETING	VICKSBURG, MS	937.63	4
FOREST SERVICE	FOREST LEADERSHIP MEETING	WASHINGTON, DC	432.19	1
FOREST SERVICE	FOREST LEADERSHIP MEETING	STARKVILLE, MS	259.85	1
FOREST SERVICE	FOREST LEADERSHIP MEETING	STARKVILLE, MS	171.11	1
FOREST SERVICE	FOREST LEADERSHIP MEETING	STARKVILLE, MS	227.10	1
FOREST SERVICE	FOREST LEADERSHIP MEETING	STARKVILLE, MS	243.45	1
FOREST SERVICE	FOREST LEADERSHIP MEETING	DECATUR, ALABAMA	232.50	1
FOREST SERVICE	FOREST LEADERSHIP MEETING	NACOGDOCHES, TX	62.30	1
FOREST SERVICE	FOREST LEADERSHIP MEETING	MEDFORD, OR	258.50	1
FOREST SERVICE	FOREST LEADERSHIP MEETING	MADERA CANYON, AZ	1,132.90	1
FOREST SERVICE	FOREST LEADERSHIP MEETING	DULUTH, MN	458.21	9
FOREST SERVICE	FOREST LEADERSHIP MEETING	SPARKS, NV	666.12	1
FOREST SERVICE	FOREST LEADERSHIP MEETING	FT. COLLINS, CO	1,186.83	1
FOREST SERVICE	FOREST LEADERSHIP MEETING	HARRAH'S, SPARKS, NV	229.50	1
FOREST SERVICE	FOREST LEADERSHIP MEETING	ATLANTA, GA	594.76	1
FOREST SERVICE	FOREST LEADERSHIP MEETING	CITY BUILDING	600.42	1
FOREST SERVICE	FOREST LEADERSHIP MEETING	ALBUQUERQUE, NM	600.42	1
FOREST SERVICE	FOREST LEADERSHIP MEETING	ALBUQUERQUE, NM	466.54	1
FOREST SERVICE	FOREST LEADERSHIP MEETING	MISSOULA, MT	2,712.50	2
FOREST SERVICE	FOREST LEADERSHIP MEETING	WASHINGTON, D.C.	65.00	1
FOREST SERVICE	FOREST LEADERSHIP MEETING	ROANOKE, VA	1,356.79	1
FOREST SERVICE	FOREST LEADERSHIP MEETING	FOLSOM, CA	1,483.63	1
FOREST SERVICE	FOREST LEADERSHIP MEETING	BERKSHIRE, MA	1,359.09	1
FOREST SERVICE	FOREST LEADERSHIP MEETING	JIMMYEAK, PA	635.27	1
FOREST SERVICE	FOREST LEADERSHIP MEETING	EUGENE, OR	381.50	1
FOREST SERVICE	FOREST LEADERSHIP MEETING	CADILLAC, MI	1,150.80	1
FOREST SERVICE	FOREST LEADERSHIP MEETING	ALBUQUERQUE, NM	219.50	1
FOREST SERVICE	FOREST LEADERSHIP MEETING	ROSEBURG, OR	325.86	1
FOREST SERVICE	FOREST LEADERSHIP MEETING	HOOD RIVER, OR	572.84	1
FOREST SERVICE	FOREST LEADERSHIP MEETING	FULTON, GA	1,119.81	1
FOREST SERVICE	FOREST LEADERSHIP MEETING	DENVER, CO	2,249.42	1
FOREST SERVICE	FOREST LEADERSHIP MEETING	SACRAMENTO, CA	2,615.69	2
FOREST SERVICE	FOREST LEADERSHIP MEETING	DENVER, CO	2,653.77	1
FOREST SERVICE	FOREST LEADERSHIP MEETING	WASHINGTON, D.C.	1,233.04	1
FOREST SERVICE	FOREST LEADERSHIP MEETING	QUACHITA JOB CORPS CENTER	990.19	1
FOREST SERVICE	FOREST LEADERSHIP MEETING	CINCINNATI, OH	255.44	1
FOREST SERVICE	FOREST LEADERSHIP MEETING	TIGARD, OR	1,613.00	1
FOREST SERVICE	FOREST LEADERSHIP MEETING	SALT LAKE CITY, UT	1,299.82	1
FOREST SERVICE	FOREST LEADERSHIP MEETING	HOT SPRINGS, AR	537.56	1
FOREST SERVICE	FOREST LEADERSHIP MEETING	MISSOULA, MT	598.25	1
FOREST SERVICE	FOREST LEADERSHIP MEETING	ATLANTA, GA	785.30	1
FOREST SERVICE	FOREST LEADERSHIP MEETING	SAVANNAH, GA	2,997.12	2
FOREST SERVICE	FOREST LEADERSHIP MEETING	BOULDER, CO	468.52	1
FOREST SERVICE	FOREST LEADERSHIP MEETING	BOULDER, CO	19	1
FOREST SERVICE	FOREST LEADERSHIP MEETING	BOULDER, CO	468.52	1

Agency/Name	Conference Name	Location of Travel	Total Costs	Staff Assigning
FOREST SERVICE	FOREST WATERSHED SCIENCE ALL UNITS MEETING	OTTO, NC	136.07	
FOREST SERVICE	FOREST WIDE SAFETY MEETING	PHILADELPHIA, MS	142.25	
FOREST SERVICE	FORESTERS AND FIRE WARDENS SAFETY CONFERENCE	OAK GLEN, CA	2,954.00	
FOREST SERVICE	FORESTRY 433 SCIENCE BASED FUELS MGMT. PLANNING CO.	UNIVERSITY OF MONTANA	1,126.26	
FOREST SERVICE	FORESTRY 460 SCIENCE BASED FUELS MGMT. PLANNING CO.	UNIVERSITY OF MONTANA	1,126.26	
FOREST SERVICE	FORESTRY 460 SCIENCE BASED FUELS MGMT. PLANNING CO.	SACRAMENTO, CA	819.30	
FOREST SERVICE	FORESTRY AND NATURAL RESOURCES COUNCIL MEETING	TUSKEGEE, AL	185.60	
FOREST SERVICE	FORESTRY AND WOOD PROCESSING CAPACITY-BUILDING WORK	CONCEPCION, CHILE	482.00	
FOREST SERVICE	FORESTRY MEETING	ABINGDON, VA	258.58	
FOREST SERVICE	FORESTRY WORKGROUP MEETING	ABINGDON, VA	1,000.00	
FOREST SERVICE	FORNUT SAFETY	WINTHROP, WA	227.47	
FOREST SERVICE	FOSE	WASHINGTON, D.C.	413.60	
FOREST SERVICE	FPA WORKSHOP	PORTLAND, OR	1,679.64	
FOREST SERVICE	FPA WORKSHOP	ATLANTA, GA	729.96	
FOREST SERVICE	FPA WORKSHOP	BOISE, ID	514.01	
FOREST SERVICE	FPA WORKSHOP TRAINING	HOOD RIVER, OR	514.00	
FOREST SERVICE	FPO CERTIFICATION CLASS	HOOD RIVER, OR	3,855.25	
FOREST SERVICE	FPO CERTIFICATION CLASS	HOOD RIVER, OR	840.07	
FOREST SERVICE	FPO CERTIFICATION CLASS	ATHENS, OH	2,839.25	
FOREST SERVICE	FPO CERTIFICATION CLASS	APPLETON, WI	67.31	
FOREST SERVICE	FPO CERTIFICATION CLASS	APPLETON, WI	1,368.00	
FOREST SERVICE	FORC MEETING	ST. HELENA ISLAND, SC	255.58	
FOREST SERVICE	FRANCIS MARION & SUMTER NF ALL EMPLOYEE CONFERENCE	ST. HELENA ISLAND, SC	403.50	
FOREST SERVICE	FRCC WORKSHOP	COLVILLE, WA	437.21	
FOREST SERVICE	FRMONT/WINEMA NF FIRE CONFERENCE	KLAMATH FALLS, OR	128.50	
FOREST SERVICE	FS ADMINISTRATIVE OFFICERS MEETING	ST. LOUIS, MO	1,053.40	
FOREST SERVICE	FS BUDGET PRESENTATION	GOLDEN, CO	2,701.48	
FOREST SERVICE	FS BUDGET PRESENTATION	TRAVERSE CITY, MI	2,701.48	
FOREST SERVICE	FS BUDGET PRESENTATION	SACRAMENTO, CA	481.98	
FOREST SERVICE	FS CONTINUING EDUCATION WORKSHOP PROGRAM DEVL	LOGAN, UT	834.21	
FOREST SERVICE	FS DRIVER LICENSE EXAMINER RE-CERTIFICATION	NORTH BEND, WA	155.62	
FOREST SERVICE	FS NATIONAL ADMINISTRATION OFFICER CONFERENCE/WSH	ALBUQUERQUE, NM	840.73	
FOREST SERVICE	FS NATIONAL CONFERENCE ON INVASIVE SPECIES	DENVER, CO	4,146.49	
FOREST SERVICE	FS OIL & GAS ADMINISTRATION COURSE	PRICE, UT	516.31	
FOREST SERVICE	FS SILVICULTURAL PRESCRIPTION SCHOOL	ATLANTA, GA	429.86	
FOREST SERVICE	FS STATE FORESTER USER SUPPORT MEETING	SPRINGFIELD, MO	548.69	
FOREST SERVICE	FS VEG COMMON STAND EXAM (CSEI)	MISSOULA, MT	117.35	
FOREST SERVICE	FS VEGETATION WORKSHOP	MISSOULA, MT	117.35	
FOREST SERVICE	FS VEGETATION WORKSHOP	ATLANTA, GA	1,941.81	
FOREST SERVICE	FS WATERSHED MANAGEMENT ACTIVITIES	SEATTLE, WA	410.78	
FOREST SERVICE	FUELS ANALYSIS TECHNIQUES	PORTLAND, OR	1,386.88	
FOREST SERVICE	FUELS AND ECOSYSTEMS MANAGEMENT	RENO, NV	565.50	
FOREST SERVICE	FUELS AND SILVICULTURE MEETING	GOLD BEACH, OR	319.10	
FOREST SERVICE	FUELS AND SILVICULTURE MEETING	REHO, NV	452.50	
FOREST SERVICE	FUELS AND SILVICULTURE MEETING	REHO, NV	2,405.86	
FOREST SERVICE	FUELS AND SILVICULTURE MEETING	RENO, NV	2,405.86	
FOREST SERVICE	FUELS AND VEGETATION MANAGEMENT CONFERENCE	ATLANTIC CITY, NJ	462.50	
FOREST SERVICE	FUELS AND VEGETATION MANAGEMENT CONFERENCE	RENO, NV	6,959.17	
FOREST SERVICE	FUELS AND VEGETATION MANAGEMENT CONFERENCE	PORTLAND, OR	7,765.80	
FOREST SERVICE	FUELS AND VEGETATION MANAGEMENT CONFERENCE	HOOD RIVER, OR	123.70	
FOREST SERVICE	FUELS AND VEGETATION MANAGEMENT CONFERENCE	PORTLAND, OR	155.00	
FOREST SERVICE	FUELS AND VEGETATION MANAGEMENT CONFERENCE	FRESNO, CA	155.00	
FOREST SERVICE	FUELS MANAGEMENT WORKSHOP	PORTLAND, OR	2,021.98	
FOREST SERVICE	FUELS MANAGEMENT WORKSHOP	SUNRISE, OR	482.00	

FY 2006

Agency/Name	Conference Name	Location of Travel	Total Costs	Staff Attending
FOREST SERVICE	GAME BIRD 2006	ATHENS, GA	769.23	1
FOREST SERVICE	GEO FEST	PORTLAND, OR	21,981.10	20
FOREST SERVICE	GEOGRAPHIC INFORMATION SYSTEMS MEETING	PORTLAND, OR	1,217.44	1
FOREST SERVICE	GEOLOGICAL SOCIETY OF AMERICA 2005 ANNUAL MEETING	DAVIS, CA	999.36	1
FOREST SERVICE	GEOSPACIAL CONFERENCE	SALT LAKE CITY, UT	1,824.97	2
FOREST SERVICE	GEOSPACIAL CONFERENCE	MISSOULA, MT	384.78	1
FOREST SERVICE	GEOSPACIAL CONFERENCE	WEST VALLEY, UT	353.03	1
FOREST SERVICE	GEOSPACIAL CONFERENCE	JUNEAU, AK	2,622.09	2
FOREST SERVICE	GEOSPACIAL CONFERENCE	HOOD RIVER, OR	336.00	2
FOREST SERVICE	GEOSPACIAL CONFERENCE	CO SPRINGS, CO	1,234.86	1
FOREST SERVICE	GEOSPACIAL CONFERENCE	THUNDER BOLT, CA	327.15	1
FOREST SERVICE	GEOSPACIAL CONFERENCE	MILWAUKEE, WI	1,288.46	1
FOREST SERVICE	GIS CONFERENCE	FREDONIA, AZ	373.50	1
FOREST SERVICE	GIS CONFERENCE	HOOD RIVER, OR	264.00	1
FOREST SERVICE	GIS CONFERENCE	ALBUQUERQUE, NM	278.06	1
FOREST SERVICE	GIS CONFERENCE	DENVER, CO	202.04	1
FOREST SERVICE	GIS CONFERENCE	ALAMOGORDO, NM	444.90	1
FOREST SERVICE	GIS CONFERENCE	SALT LAKE CITY, UT	1,588.46	2
FOREST SERVICE	GIS CONFERENCE	HOUSTON, TX	2,558.50	2
FOREST SERVICE	GIS CONFERENCE	CHARLESTON, SC	594.00	1
FOREST SERVICE	GIS WORKSHOP	MISSOULA, MT	295.60	1
FOREST SERVICE	GIS WORKSHOP	JUNEAU, AK	1,851.83	1
FOREST SERVICE	GIS WORKSHOP	ST CLOUD, MN	1,049.34	2
FOREST SERVICE	GLOBAL FORESTRY FORUM	OAXACA, MEXICO	5,188.45	2
FOREST SERVICE	GLOBAL FORESTRY FORUM	OAXACA, MX	9,709.47	4
FOREST SERVICE	GLOBAL WARMING	DAVIS, CA	374.56	1
FOREST SERVICE	GLOBAL WILDERNESS SEMINAR FOR GOVERNMENT AGENCIES	ANCHORAGE, AK	3,482.50	2
FOREST SERVICE	GOVERNMENT MANAGEMENT REVIEW	CLARKSVILLE, AR	537.50	1
FOREST SERVICE	GOVERNORS CONFERENCE	JONESBORO, AR	2,353.14	3
FOREST SERVICE	GOVERNORS CONFERENCE	PEORIA, IL	209.08	1
FOREST SERVICE	GOVERNORS CONFERENCE	RENO, NV	1,980.41	1
FOREST SERVICE	GOVERNORS CONFERENCE	BILLINGS, MT	101.21	1
FOREST SERVICE	GREAT BASIN MT SAFETY OFFICER MEETING	RENO, NV	568.23	1
FOREST SERVICE	GREAT BASIN MT SAFETY OFFICER MEETING	RENO, NV	335.88	1
FOREST SERVICE	GREAT DELTA BEAR AFFAIR	ROLLING FORK, MS	105.00	2
FOREST SERVICE	GREAT OUTDOORS WEEK	TOLLEDO, OH	4,012.08	3
FOREST SERVICE	GREAT PLAINS WILDFIRE ACADEMY	WASHINGTON, D.C.	2,825.99	1
FOREST SERVICE	GREAT PLAINS WILDFIRE ACADEMY	STERLING, CO	361.58	1
FOREST SERVICE	GRID INVENTORY & MONITORING BAT POPULATION	REDFIELD, MN	607.00	1
FOREST SERVICE	GRID INVENTORY & MONITORING BAT POPULATION	BEND, OR	908.75	1
FOREST SERVICE	GSA CONFERENCE	PORTLAND, OR	2,099.10	1
FOREST SERVICE	GSA TRAVEL CONFERENCE	SAN ANTONIO, TX	528.14	1
FOREST SERVICE	GSA WILDLAND FIRE EQUIPMENT CONFERENCE	LOS ANGELES, CA	1,464.85	1
FOREST SERVICE	GIS CONFERENCE	MONTEREY, CA	1,858.24	1
FOREST SERVICE	ISAC STEERING COMMITTEE MEETING	SALT LAKE CITY, UT	253.39	1
FOREST SERVICE	GYCC WHITEBARK PINE MEETING	JACKSON, WY	1,043.21	1
FOREST SERVICE	HARDWOOD SILVICULTURE MEETING	CORVALLIS, OR	707.86	1
FOREST SERVICE	HARDWOOD SILVICULTURE MEETING	NANAIMO, BRITISH COLUMBIA, CANADA	1,220.46	1
FOREST SERVICE	HAWAII CONSERVATION CONFERENCE	HONOLULU, HI	1,588.13	1
FOREST SERVICE	HAWAII CONSERVATION CONFERENCE	HONOLULU, HI	1,588.13	1
FOREST SERVICE	HAWAII INTERNATIONAL CONFERENCE OF SOCIAL SCIENTISTS	HONOLULU, HI	1,588.13	1



FY 2006

Agency/Name	Conference/Name	Location of Travel	Total Costs	Staff Attending
FOREST SERVICE	HAZ MAT INSTRUCTOR CERTIFICATION COURSE	SAN LUIS OBISPO, CA	723.26	1
FOREST SERVICE	HAZARD ORIENTATION	WENATCHEE, WA BEND, OR; LAGRANDE, MEDFORD, OR	505.53	1
FOREST SERVICE	HAZARD ORIENTATION	MEDFORD, OR	482.73	1
FOREST SERVICE	HAZARD ORIENTATION	OR STATE UNIVERSITY, CORVALLIS, OR	219.00	1
FOREST SERVICE	HEADWATERS SYMPOSIUM	TROUTDALE, OR	595.30	1
FOREST SERVICE	HEALTH BENEFITS OFFICER SEMINAR	ALBUQUERQUE, NM	154.17	1
FOREST SERVICE	HELICOPTER MANAGER WORKSHOP	MEMPHIS, TN	9,699.10	11
FOREST SERVICE	HELICOPTER MANAGER WORKSHOP	ROSEBURG, OR	824.90	1
FOREST SERVICE	HELICOPTER MANAGER WORKSHOP	RENO, NV	4,255.86	5
FOREST SERVICE	HELICOPTER MANAGER WORKSHOP	COEUR D'ALENE, ID	588.20	2
FOREST SERVICE	HELICOPTER MANAGER WORKSHOP	DENVER, CO	622.32	1
FOREST SERVICE	HELICOPTER MANAGER WORKSHOP	EUGENE, OR	648.74	1
FOREST SERVICE	HELICOPTER MANAGER WORKSHOP	MATHER AIR FORCE BASE	480.45	1
FOREST SERVICE	HELICOPTER MANAGER WORKSHOP	COEUR D'ALENE, ID	1,254.96	3
FOREST SERVICE	HELICOPTER MANAGER WORKSHOP	ALBUQUERQUE, NM	466.01	2
FOREST SERVICE	HELICOPTER MANAGER WORKSHOP	BUTTE, MT	546.65	1
FOREST SERVICE	HELICOPTER MANAGER WORKSHOP	FT. COLLINS, CO	1,504.33	2
FOREST SERVICE	HELICOPTER MANAGER WORKSHOP	EUGENE, OR	487.46	1
FOREST SERVICE	HELICOPTER MANAGER WORKSHOP	GUNNISON, CO	51.61	1
FOREST SERVICE	HELICOPTER MANAGER WORKSHOP	HARTFORD, CT	506.00	1
FOREST SERVICE	HELICOPTER MANAGER WORKSHOP	ICABEL, OK	60.50	2
FOREST SERVICE	HELICOPTER MANAGER WORKSHOP	ALBUQUERQUE, NM	1,169.26	2
FOREST SERVICE	HELICOPTER MANAGER WORKSHOP	BEDFORD, IN	336.30	1
FOREST SERVICE	HELICOPTER MANAGER WORKSHOP	LARAMIE, WY	249.84	1
FOREST SERVICE	HELICOPTER MANAGER WORKSHOP	ST. LOUIS, MO	179.50	1
FOREST SERVICE	HELICOPTER MANAGER WORKSHOP	ROSELAND, OR	702.16	2
FOREST SERVICE	HELICOPTER MANAGER WORKSHOP	ROSELAND, OR	210.86	1
FOREST SERVICE	HELICOPTER MANAGER WORKSHOP	SALT STE MARIE, MI	900.54	2
FOREST SERVICE	HELICOPTER MANAGER WORKSHOP	FT. COLLINS, CO	469.42	1
FOREST SERVICE	HELICOPTER MANAGER WORKSHOP	DURHAM, NC	2,241.96	3
FOREST SERVICE	HELICOPTER MANAGER WORKSHOP	BALTIMORE, MD	2,241.96	3
FOREST SERVICE	HELICOPTER MANAGER WORKSHOP	MINNEAPOLIS, MN	363.16	2
FOREST SERVICE	HELICOPTER MANAGER WORKSHOP	SKAMAWA, VA	955.00	2
FOREST SERVICE	HELICOPTER MANAGER WORKSHOP	STEVENSON, WA	1,152.47	2
FOREST SERVICE	HELICOPTER MANAGER WORKSHOP	BAKERSFIELD, CA	20,346.20	30
FOREST SERVICE	HELICOPTER MANAGER WORKSHOP	RENO, NV	832.78	1
FOREST SERVICE	HELICOPTER MANAGER WORKSHOP	CHANDLER, AZ	412.79	1
FOREST SERVICE	HELICOPTER MANAGER WORKSHOP	PORTLAND, OR	318.50	1
FOREST SERVICE	HELICOPTER MANAGER WORKSHOP	PORTLAND, OR	1,228.38	2
FOREST SERVICE	HELICOPTER MANAGER WORKSHOP	PHOENIX, AZ	1,466.95	1
FOREST SERVICE	HELICOPTER MANAGER WORKSHOP	FT. LAUDERDALE, FL	1,080.10	1
FOREST SERVICE	HELICOPTER MANAGER WORKSHOP	LAS VEGAS, NV	1,359.03	1
FOREST SERVICE	HELICOPTER MANAGER WORKSHOP	PORTLAND, OR	1,359.03	1
FOREST SERVICE	HELICOPTER MANAGER WORKSHOP	PORTLAND, OR	219.86	1
FOREST SERVICE	HELICOPTER MANAGER WORKSHOP	MISSOULA, MT D.C.	219.86	1
FOREST SERVICE	HELICOPTER MANAGER WORKSHOP	SACRAMENTO, CA	7513.16	9
FOREST SERVICE	HELICOPTER MANAGER WORKSHOP	WASHINGTON, D.C.	588.90	1
FOREST SERVICE	HELICOPTER MANAGER WORKSHOP	SACRAMENTO, CA	402.67	1
FOREST SERVICE	HELICOPTER MANAGER WORKSHOP	BELTSVILLE, MD	1,389.95	1
FOREST SERVICE	HELICOPTER MANAGER WORKSHOP	PORTLAND, OR	2,355.11	1
FOREST SERVICE	HELICOPTER MANAGER WORKSHOP	PORTLAND, OR	1,155.98	1

FY 2006

Agency/Name	Conference Name	Location of Travel	Total Costs	Staff Attending
FOREST SERVICE	H-T RANGE WORKSHOP/FIELD EXERCISE	ELLISON GUARD STATION, NV	120.00	1
FOREST SERVICE	H-T RANGE WORKSHOP/FIELD EXERCISE	ELLISON GUARD STATION, NV	330.00	3
FOREST SERVICE	HUMAN RESOURCES MANAGEMENT CONFERENCE	BOISE, ID	269.50	1
FOREST SERVICE	HUMAN RESOURCES MANAGEMENT CONFERENCE	SACRAMENTO, CA	1,186.28	2
FOREST SERVICE	HUMAN RESOURCES MANAGEMENT CONFERENCE	SACRAMENTO, CA	243.50	1
FOREST SERVICE	HURDLOT-TOVARE NE WILDLIFE FISHERY DABE PLANT MT	RENO, NV	243.50	1
FOREST SERVICE	HURRICANE KATRINA DAMAGE PRESENTATION	DESTIN, FL	415.66	1
FOREST SERVICE	HURRICANE TIMBER SALE REVIEW	JACKSON, MS	412.97	4
FOREST SERVICE	HYDROLOGIC PROCESSES WORKSHOP	CAMPO GRANDE BR	152.65	1
FOREST SERVICE	HYDROLOGY AND HYDRAULIC DESIGN OF CULVERTS	LAS VEGAS, NV	1,392.85	1
FOREST SERVICE	IC REFRESHER	STERLING, CO	224.08	1
FOREST SERVICE	IC REFRESHER	STERLING, CO	1,155.00	1
FOREST SERVICE	IC REFRESHER	REMOND, OR	344.88	1
FOREST SERVICE	IC REFRESHER	REMOND, OR	344.88	1
FOREST SERVICE	IC REFRESHER	BROOKSVILLE, FL	241.50	1
FOREST SERVICE	IC REFRESHER	COCOC, REDMOND, OR	468.50	1
FOREST SERVICE	IC REFRESHER	COCOC	528.35	2
FOREST SERVICE	IC REFRESHER	NORTHERN CA TRAINING	776.08	2
FOREST SERVICE	IC REFRESHER	NORTHERN CA TRAINING	776.08	2
FOREST SERVICE	IC REFRESHER	SACRAMENTO, CA	4,883.69	6
FOREST SERVICE	IC REFRESHER	OLYMPIA, WA	283.72	2
FOREST SERVICE	IC REFRESHER	WASHINGTON, D.C.	1,893.21	1
FOREST SERVICE	IC REFRESHER	PORTLAND, OR	2,039.22	2
FOREST SERVICE	IC REFRESHER	GILBERT, MN	175.28	1
FOREST SERVICE	IC REFRESHER	GILBERT, MN	175.28	1
FOREST SERVICE	IC REFRESHER	FERRELL CENTER	630.00	1
FOREST SERVICE	IC REFRESHER	FERRELL CENTER	640.06	1
FOREST SERVICE	IC REFRESHER	LAKEWOOD, CO	1,181.11	1
FOREST SERVICE	ICONS AND UPSTARTS IN ECOLOGY - ESA 91ST ANNUAL MEETING	COOK CONVENTION CENTER, MEMPHIS TN	217.36	1
FOREST SERVICE	IDAHO CHAPTER AMER FISH SOC ANNUAL MEETING	IDAHO FALLS, ID	439.36	1
FOREST SERVICE	IDAHO CHAPTER AMER FISH SOC ANNUAL MEETING	BOISE, ID	439.36	1
FOREST SERVICE	IDAHO WEED CONTROL ASSOCIATION ANNUAL MEETING	IDAHO FALLS, ID	318.72	1
FOREST SERVICE	IDAHO WEED CONTROL ASSOCIATION ANNUAL MEETING	NAMPA, ID	318.72	1
FOREST SERVICE	IDIP PLANNING MEETING	ATLANTA, GA	211.75	1
FOREST SERVICE	IDIP PLANNING MEETING	COLORADO, ID	172.39	1
FOREST SERVICE	IDIP PLANNING MEETING	LAS VEGAS, NV	5,940.36	2
FOREST SERVICE	IDIP PLANNING MEETING	FLATHEAD, MT	216.88	1
FOREST SERVICE	IDIP PLANNING MEETING	FLATHEAD, MT	1,799.34	1
FOREST SERVICE	IDIP PLANNING MEETING	HELENA, AZ	1,799.34	1
FOREST SERVICE	IDIP PLANNING MEETING	HELENA, AZ	855.84	1
FOREST SERVICE	INTERNATIONAL GRASSLAND SYMPOSIUM	CHIHUAHUA, MEXICO	3,069.69	1
FOREST SERVICE	INTERNATIONAL GRASSLAND SYMPOSIUM	ST. LOUIS, MO	149.50	1
FOREST SERVICE	INTERNATIONAL GRASSLAND SYMPOSIUM	DAUPHIN COUNTY, PA	149.50	1
FOREST SERVICE	INTERNATIONAL GRASSLAND SYMPOSIUM	DAUPHIN COUNTY, PA	559.50	1
FOREST SERVICE	INTERNATIONAL GRASSLAND SYMPOSIUM	CHARLOTTE, NC	483.50	1
FOREST SERVICE	INTERNATIONAL GRASSLAND SYMPOSIUM	TRAVEL CITY, MI	483.50	1
FOREST SERVICE	INTERNATIONAL GRASSLAND SYMPOSIUM	TRAVEL CITY, MI	1,403.15	1
FOREST SERVICE	INTERNATIONAL GRASSLAND SYMPOSIUM	VANCOUVER, CANADA	1,403.15	1
FOREST SERVICE	INTERNATIONAL GRASSLAND SYMPOSIUM	DESTIN, FL	335.06	1
FOREST SERVICE	INTERNATIONAL GRASSLAND SYMPOSIUM	MISSOULA, MT	329.10	1
FOREST SERVICE	INTERNATIONAL GRASSLAND SYMPOSIUM	HOOD RIVER, OR	1,028.28	2
FOREST SERVICE	INTERNATIONAL GRASSLAND SYMPOSIUM	RENO, NV	432.08	1
FOREST SERVICE	INTERNATIONAL GRASSLAND SYMPOSIUM	RENO, NV	432.08	1
FOREST SERVICE	INTERNATIONAL GRASSLAND SYMPOSIUM	PASCO, WA	324.18	1
FOREST SERVICE	INTERNATIONAL GRASSLAND SYMPOSIUM	PASCO, WA	324.18	1
FOREST SERVICE	INTERNATIONAL GRASSLAND SYMPOSIUM	HOOD RIVER, OR	2,975.94	11
FOREST SERVICE	INTERNATIONAL GRASSLAND SYMPOSIUM	BOISE, ID	2,124.30	2
FOREST SERVICE	INTERNATIONAL GRASSLAND SYMPOSIUM	BPA BUILDING NEAR LLOYD CENTER, PORTLAND OR	485.97	1
FOREST SERVICE	INTERNATIONAL GRASSLAND SYMPOSIUM	PORTLAND, OR	810.48	1
FOREST SERVICE	INTERNATIONAL GRASSLAND SYMPOSIUM	RENO, NV	482.98	1

Agency Name	Conference Name	Location of Travel	Total Costs	Staff Attending
FOREST SERVICE	INCIDENT MANAGEMENT MEETING	LIBBY, MT	\$3,48	1
FOREST SERVICE	INCIDENT MANAGEMENT MEETING	YAKIMA, WA	97.50	1
FOREST SERVICE	INCIDENT MANAGEMENT MEETING	TIGARD, OR	1,013.53	2
FOREST SERVICE	INCIDENT MANAGEMENT MEETING	LONG ISLAND, NY	995.06	1
FOREST SERVICE	INCIDENT MANAGEMENT MEETING	SAN FRANCISCO, CA	1,311.50	1
FOREST SERVICE	INCIDENT MANAGEMENT MEETING	SAN BERNARDINO, CA	131.50	1
FOREST SERVICE	INCIDENT MANAGEMENT MEETING	RENO, NV	6,961.01	14
FOREST SERVICE	INCIDENT MANAGEMENT MEETING	PORTLAND, OR	4,036.50	4
FOREST SERVICE	INCIDENT MANAGEMENT MEETING	PASCO, WA	336.00	1
FOREST SERVICE	INCIDENT MANAGEMENT MEETING	MISSOULA, MT	3,925.50	2
FOREST SERVICE	INCIDENT MANAGEMENT MEETING	MISSOULA, MT	535.50	1
FOREST SERVICE	INCIDENT MANAGEMENT MEETING	RIVERTON, WY	415.50	1
FOREST SERVICE	INCIDENT MANAGEMENT TEAM REFRESHER	SUSANVILLE, CA	473.64	1
FOREST SERVICE	INCIDENT PURCHASING WORKSHOP	HOOD RIVER, OR	367.50	1
FOREST SERVICE	INCIDENT QUALIFICATION AND CERTIFICATION SYSTEM	MEMPHIS, TN	1,659.33	1
FOREST SERVICE	INCIDENT QUALIFICATION AND CERTIFICATION SYSTEM	RENO, NV	1,659.33	1
FOREST SERVICE	INDIAN NATIONS CONSERVATION CONFERENCE	REMOND, OR	501.68	1
FOREST SERVICE	INFRA CONFERENCE	LAS VEGAS, NV	2,188.20	2
FOREST SERVICE	INFRA CONFERENCE	ATLANTA, GA	657.01	1
FOREST SERVICE	INFRA CONFERENCE	ALBUQUERQUE, NM	1,350.07	1
FOREST SERVICE	INFRA CONFERENCE	LIBBY, MT	1,350.07	1
FOREST SERVICE	INFRA CONFERENCE	LIBBY, MT	297.00	1
FOREST SERVICE	INFRA CONFERENCE	PORTLAND, OR	504.19	1
FOREST SERVICE	INFRA CONFERENCE	SACRAMENTO, CA	2,027.71	1
FOREST SERVICE	IN-LAND EMPIRE TREE IMPROVEMENT COOPERATIVE ANN	SACRAMENTO, CA	600.57	1
FOREST SERVICE	INSECT DISEASE TRAIN FOR PEES AT WINEMAN-FREMONT	CELESTIALENE, ID	352.32	1
FOREST SERVICE	INSTRUCT RX 310	KLAMATH FALLS, OR	354.78	1
FOREST SERVICE	INSTRUCT RX 310	MISSOULA, MT	768.21	1
FOREST SERVICE	INSTRUCTING M891	MISSOULA, MT	233.96	1
FOREST SERVICE	INSTRUCTOR 1A	MISSOULA, MT	245.96	1
FOREST SERVICE	INSTRUCTOR FOR 1400401	SAINT JOSEPH, MO	266.50	1
FOREST SERVICE	INSTRUCTOR FOR 1400401	SANTA BARBARA, CA	266.50	1
FOREST SERVICE	INSTRUCTOR RX 300	MISSOULA, MT	137.26	1
FOREST SERVICE	INSTRUCTOR CERTIFICATION 'C' SAWYER	MISSOULA, MT	341.84	1
FOREST SERVICE	INTEGRATED VEGETATION/FUELS MANAGEMENT WORKSHOP	MISSOULA, MT	131.26	1
FOREST SERVICE	INTEGRATED VEGETATION/FUELS MANAGEMENT WORKSHOP	MISSOULA, MT	131.26	1
FOREST SERVICE	INTEGRATED VEGETATION/FUELS MANAGEMENT WORKSHOP	OGEEN, UT	2,169.68	5
FOREST SERVICE	INTEGRATED WORKSHOP	HOOD RIVER, OR	123.90	1
FOREST SERVICE	INTER MECHANICAL FUEL'S WORKSHOP	OGEEN, UT	465.31	2
FOREST SERVICE	INTER MECHANICAL FUEL'S WORKSHOP	PHOENIX, AZ	816.21	1
FOREST SERVICE	INTERAGENCY AND UNIVERSITY SYMPOSIUM ON INVASIVE	MESA, AZ	1,159.31	1
FOREST SERVICE	INTERAGENCY CASHE BUSINESS SYSTEM - DEMO	DENVER, CO	640.45	1
FOREST SERVICE	INTERAGENCY FIRE PREVENTION & MITIGATION CONFIR	MISSOULA, MT	960.98	1
FOREST SERVICE	INTERAGENCY FIRE PREVENTION & MITIGATION CONFIR	MISSOULA, MT	460.40	1
FOREST SERVICE	INTERAGENCY FIRE PROO MGMT (IFPM)	SACRAMENTO, CA	867.45	1
FOREST SERVICE	INTERAGENCY FIRE TEAM MEETING	BOISE, ID	220.50	1
FOREST SERVICE	INTERAGENCY FIRE TEAM MEETING	RENO, NV	545.64	1
FOREST SERVICE	INTERAGENCY HELICOPTER MANAGER WORKSHOP	RENO, NV	755.53	1
FOREST SERVICE	INTERAGENCY HOTSHOT CREW WORKSHOP (R5)	SACRAMENTO, CA	1,448.98	1
FOREST SERVICE	INTERAGENCY HYDROLOGIC MODELING AND SEDIMENT CONF	RENO, NV	1,448.98	1
FOREST SERVICE	INTERAGENCY LEAVE NO TRACE & TREAD LIGHTLY NATL CO	CAROLINA, NC	1,752.52	1
FOREST SERVICE	INTERAGENCY PRESCRIBED FIRE CONFERENCE	GATLINBURG, TN	1,032.29	1
FOREST SERVICE	INTERAGENCY REGIONAL WILDERNESS STEWARDSHIP TRAIN	WISCONSIN DELLS, WI	250.62	1
FOREST SERVICE	INTERAGENCY REGIONAL WILDERNESS STEWARDSHIP TRAIN	GIPWOOD, ALASKA	2,132.62	1

Agency Name	Conference Name	Location of Travel	Total Costs	Sust. Allocation
FOREST SERVICE	INTERGRATED RESOURCES WORKSHOP	ODGEN, UT	6,795.63	15
FOREST SERVICE	INTERMEDIATE ICS L300	SACRAMENTO, CA	\$34.90	
FOREST SERVICE	INTERMEDIATE INCIDENT COMMAND SYSTEM	MISSOULA, MT	354.78	
FOREST SERVICE	INTERMEDIATE WILDLAND FIRE BEHAVIOR	JACKSON, OH	354.63	
FOREST SERVICE	INTERMOUNTAIN NATIVE PLANT SUMMIT	PHOSWICK, ID	178.50	
FOREST SERVICE	INTERMOUNTAIN FUELS REDUCTION COOPERATIVE	PHOSWICK, ID	178.50	
FOREST SERVICE	INTERMOUNTAIN MECHANICAL FUELS WORKSHOP	PHOENIX, AZ	1,058.19	
FOREST SERVICE	INTERMOUNTAIN NATIVE PLANT SUMMIT	BOISE, IDAHO	626.16	
FOREST SERVICE	INTERNATIONAL ASSOCIATION WILDLAND FIRE SUMMIT	PASADENA, CA	760.45	
FOREST SERVICE	INTERNATIONAL COOP CONFERENCE	LAS VEGAS, NV	1,879.24	
FOREST SERVICE	INTERNATIONAL CONFERENCE ON REGIONAL CARBON BUDGETS	BEIJING, CHINA	7,414.97	
FOREST SERVICE	INTERNATIONAL SOCIETY OF APORCULTURE	VANCOUVER, CANADA	43,015.18	
FOREST SERVICE	INTERNATIONAL MEETING OF SOCIETY RANGELAND MANAGEMENT	SOCHI, RS	1,532.15	
FOREST SERVICE	INTERNATIONAL SOCIETY OF APORCULTURE	MINNEAPOLIS, MN	5,010.18	
FOREST SERVICE	INTERNATIONAL WIRELESS COMMUNICATIONS EXPO (IWCE) AND CONFERENCE	LAS VEGAS, NV	1,537.74	
FOREST SERVICE	INTERNATIONAL WOOD PRODUCTS ASSN 80TH ANNUAL CONVENTION	TUCSON, AZ	1,252.80	
FOREST SERVICE	INTERPRETATION CONSERVATION EDUCATION GATHERING	PORTAGE, AK	1,275.83	
FOREST SERVICE	INTERPRETATION CONSERVATION EDUCATION GATHERING	GROWOOD, AK	816.68	
FOREST SERVICE	INTERPRETATION CONSERVATION EDUCATION GATHERING	BEGICH, BOGGS VISITOR CENTER GROWOOD,	316.50	
FOREST SERVICE	INTERPRETING CONSERVATION EDUCATION WORKSHOP	ALASKA	2,650.36	
FOREST SERVICE	INTER-REGIONAL FUELS WORKSHOP	PHOENIX, AZ	1,018.37	
FOREST SERVICE	INTERTRIBAL AGRICULTURE COUNCIL 2005 SYMPOSIUM	LAS VEGAS, NV	2,254.13	
FOREST SERVICE	INTL CODE COUNCIL CONFERENCE	DENVER, CO	1,550.40	
FOREST SERVICE	INTRODUCTION ICS	PHOENIX, AZ	391.62	
FOREST SERVICE	INTRODUCTION TO ARGIS	PHOENIX, AZ	256.00	
FOREST SERVICE	INTRODUCTION TO FEDERAL BUDGETING	PHOENIX, AZ	655.08	
FOREST SERVICE	INTRODUCTION TO GEO PROCESSING AND MODELING	SAN DIEGO, CA	2,311.89	
FOREST SERVICE	INTRODUCTION TO GEOPROCESSING SCRIPTS USING PYTHON	MISSOULA, MT	331.89	
FOREST SERVICE	INTRODUCTION TO ROSIS	SACRAMENTO, CA	399.88	
FOREST SERVICE	INTRODUCTION TO SHOP TOOLS FOR CABINET WINDOW DOOR	ROSEBURG, OR	819.92	
FOREST SERVICE	INTRODUCTION TO SHIP TOOLS FOR CABINET WINDOW DOOR	MISSOULA, MT	482.26	
FOREST SERVICE	INVASIVE PLANT TRAINING	PHOENIX, AZ	314.70	
FOREST SERVICE	INVASIVE SPECIES CONFERENCE	PHOENIX, AZ	1,171.00	
FOREST SERVICE	INVASIVE SPECIES COORDINATORS MEETING	DENVER, CO	6,259.53	6
FOREST SERVICE	INVASIVE SPECIES TECHNICAL ADVISORY COMMITTEE	GATLINBURG, TN	2,223.55	2
FOREST SERVICE	INVASIVE SPECIES WORK CONFERENCE	ST PAUL, MN	654.70	
FOREST SERVICE	INVASIVE SPECIES WORK CONFERENCE	DENVER, CO	773.89	
FOREST SERVICE	INVESTIGATING THE NATURE OF INVASIVE SPECIES	BOREDAUX, FR	4,457.08	
FOREST SERVICE	INVESTIGATING THE NATURE OF INVASIVE SPECIES	BOREDAUX, FR	4,457.08	
FOREST SERVICE	INVS ACCOUNT MANAGER WORKSHOP	GRAND JUNCTION, CO	1,457.71	
FOREST SERVICE	IQCS MEETING	EUREKA, CA	221.86	
FOREST SERVICE	IQCS MEETING	SACRAMENTO, CA	733.17	
FOREST SERVICE	IQCS THAN THE TRAINER	BOISE, ID	544.62	
FOREST SERVICE	IQCS TRAINING	SACRAMENTO, CA	800.90	
FOREST SERVICE	IRMGWG WORKSHOP	SACRAMENTO, CA	1,146.00	
FOREST SERVICE	IRMGWG	PRAY, MT	3,749.36	
FOREST SERVICE	IRMGWG/MCMG MEETING	CHARLESTON, SC	2,865.57	2
FOREST SERVICE	IRM CONFERENCE	ALBUQUERQUE, NM	822.48	
FOREST SERVICE	IRM LEADERSHIP MEETING	ALBUQUERQUE, NM	2,212.51	2
FOREST SERVICE	ISO NETWORK OPERATIONS CENTER MEETING	ALBUQUERQUE, NM	3,404.97	
FOREST SERVICE	ISO NETWORK OPERATIONS CENTER MEETING	ALBUQUERQUE, NM	3,404.97	
FOREST SERVICE	SUITE	SACRAMENTO, CA	5,613.22	
FOREST SERVICE	SUITE	FAIRBANKS, AK	2,291.19	
FOREST SERVICE	SUITE	ALBUQUERQUE, NM	2,456.80	

FY 2008

Agency Name	Conference Name	Location of Travel	Total Costs	Staff Attending
FOREST SERVICE	SUITE REFRESHER	SACRAMENTO, CA	383.72	1
FOREST SERVICE	SUITE REFRESHER	TUCSON, AZ	774.85	1
FOREST SERVICE	SUITE REFRESHER	REDMOND, OR	468.44	1
FOREST SERVICE	SUITE REFRESHER	BEND, OR	636.57	1
FOREST SERVICE	SUITE TRAIN THE TRAINER	ATLANTA, GA	3,953.76	5
FOREST SERVICE	SUITE TRAIN THE TRAINER	SACRAMENTO, CA	1,744.97	2
FOREST SERVICE	ITC BOARD MEETING	REDMOND, OR	1,111.11	1
FOREST SERVICE	ITC BOARD MEETING	PORTLAND, OR	1,026.20	1
FOREST SERVICE	ITC SYMPOSIUM ATTENDANCE	FAIRBANKS, AK	2,272.70	1
FOREST SERVICE	ITCS ACCOUNT MANAGEMENT	REDMOND, OR	377.74	1
FOREST SERVICE	ITFD STEERING COMMITTEE MEETING	ATLANTA, GA	702.60	1
FOREST SERVICE	ITFD LEADERSHIP MEETING	SUMMIT COUNTY, OH	531.96	1
FOREST SERVICE	ITFD RESEARCH GROUP 7.01	RIVERSIDE, CA	619.88	1
FOREST SERVICE	ITFD RESEARCH GROUP 7.01	FAIRFAX, VA	1,124.28	2
FOREST SERVICE	ITFD WORKSHOP AND WILDLAND THREATS CONFERENCE	BOLLEA, CO	1,124.28	2
FOREST SERVICE	ITFD WORKSHOP AND WILDLAND THREATS CONFERENCE	VALLEJO, CA	813.63	1
FOREST SERVICE	ITFD USER BOARD MEETING	ALBUQUERQUE, NM	2,054.97	2
FOREST SERVICE	ITFD USER BOARD MEETING	PORTLAND, OR	784.35	1
FOREST SERVICE	ITFD USER BOARD MEETING	PORTLAND, OR	1,210.83	1
FOREST SERVICE	ITFD USER BOARD MEETING	OSDEN, UT	499.13	1
FOREST SERVICE	ITFD USER BOARD MEETING	SACRAMENTO, CA	1,026.20	1
FOREST SERVICE	ITFD USER BOARD MEETING	ATLANTA, GA	1,026.20	1
FOREST SERVICE	ITFD USER BOARD MEETING	ATLANTA, GA	868.85	1
FOREST SERVICE	ITFD USER BOARD MEETING	SAN ANTONIO, TX	401.89	1
FOREST SERVICE	ITFD USER BOARD MEETING	CLOUDCROFT, NM	696.16	1
FOREST SERVICE	ITFD USER BOARD MEETING	SACRAMENTO, CA	447.50	1
FOREST SERVICE	ITFD USER BOARD MEETING	KIAMATH, OR	2,889.49	2
FOREST SERVICE	ITFD USER BOARD MEETING	RENO, NV	4,850.93	4
FOREST SERVICE	ITFD USER BOARD MEETING	SAN DIEGO, CA	2,409.42	1
FOREST SERVICE	ITFD USER BOARD MEETING	MISSOULA, MT	9,089.48	5
FOREST SERVICE	ITFD USER BOARD MEETING	NEW ORLEANS, LA	1,757.26	1
FOREST SERVICE	ITFD USER BOARD MEETING	WASHINGTON, D.C.	1,441.05	1
FOREST SERVICE	ITFD USER BOARD MEETING	SALT LAKE CITY, UT	1,125.62	1
FOREST SERVICE	ITFD USER BOARD MEETING	CHATTANOOGA, TN	1,389.02	1
FOREST SERVICE	ITFD USER BOARD MEETING	DEVELOP, CA	1,389.02	1
FOREST SERVICE	ITFD USER BOARD MEETING	RUSSELLVILLE, AR	511.26	1
FOREST SERVICE	ITFD USER BOARD MEETING	CLACKAMAS, OR	353.35	1
FOREST SERVICE	ITFD USER BOARD MEETING	KANAB, UT	1,042.19	1
FOREST SERVICE	ITFD USER BOARD MEETING	PORTLAND, OR	243.48	1
FOREST SERVICE	ITFD USER BOARD MEETING	BOWLING GREEN, KY	895.92	1
FOREST SERVICE	ITFD USER BOARD MEETING	PHOENIX, AZ	2,791.51	9
FOREST SERVICE	ITFD USER BOARD MEETING	ALEXANDRIA, VA	1,088.86	5
FOREST SERVICE	ITFD USER BOARD MEETING	RUSSELLVILLE, AR	564.30	1
FOREST SERVICE	ITFD USER BOARD MEETING	ATLANTA, GA	6,676.15	13
FOREST SERVICE	ITFD USER BOARD MEETING	ATLANTA, GA	704.19	1
FOREST SERVICE	ITFD USER BOARD MEETING	SACRAMENTO, CA	2,409.42	1
FOREST SERVICE	ITFD USER BOARD MEETING	WASHINGTON, D.C.	1,099.47	1
FOREST SERVICE	ITFD USER BOARD MEETING	LAS VEGAS, NV	337.74	1
FOREST SERVICE	ITFD USER BOARD MEETING	CADIZ, KY	538.27	1
FOREST SERVICE	ITFD USER BOARD MEETING	MEMPHIS, TN	585.30	1
FOREST SERVICE	ITFD USER BOARD MEETING	SACRAMENTO, CA	1,858.40	1
FOREST SERVICE	ITFD USER BOARD MEETING	NATIONAL TRAINING CENTER	1,752.87	1
FOREST SERVICE	ITFD USER BOARD MEETING	PHOENIX, AZ	1,752.87	1

Agency Name	Conference Name	Location of Travel	Total Costs	Staff Attending
FOREST SERVICE	LANDS ACADEMY	NATIONAL TRAINING	1,238.99	1
FOREST SERVICE	LANDS AND MINERAL ACADEMY	CENTER DOWIE/M		
FOREST SERVICE	LANDS AND MINERALS CONFERENCE	PHOENIX AZ	2,940.85	1
FOREST SERVICE	LANDS AND MINERALS CONFERENCE	SAN DIEGO CA	1,768.96	1
FOREST SERVICE	LANDS AND MINERALS CONFERENCE	LOS ANGELES CA	1,768.96	1
FOREST SERVICE	LANDS AND REALTY ACADEMY	BLM NATIONAL TRAINING	1,347.36	1
FOREST SERVICE	LANDS CONFERENCE	CENTER		
FOREST SERVICE	LANDS FOR LINE OFFICERS	ASHTONVILLE NC	1,060.64	1
FOREST SERVICE	LANDS TRAILING FOR LINE OFFICERS	PHOENIX AZ	1,150.15	1
FOREST SERVICE	LANDS TRAINING FOR LINE OFFICERS	PHOENIX AZ	1,277.05	1
FOREST SERVICE	LANDS MINERALS REGIONAL CONFERENCE	PHOENIX AZ	1,797.80	1
FOREST SERVICE	LANDSCAPE ARCH LEADERSHIP TEAM MTG	FLAGSTAFF AZ	464.52	1
FOREST SERVICE	LANDSCAPE LEVEL FIELDS TREATMENT	FT LAUDERDALE FL	1,410.85	1
FOREST SERVICE	LANDSCAPE LEVEL FIELDS TREATMENT	MISSOULA MT.	2,344.94	1
FOREST SERVICE	ASSOCIATION FOREST TIMBER MANAGEMENT MEETING	KNOXVILLE TN	1,188.50	1
FOREST SERVICE	LAW ENFORCEMENT WORKSHOP	KNOXVILLE TN	1,188.50	1
FOREST SERVICE	LAW FOR SUPERVISORS AND MANAGERS	FULLTON GA	1,860.70	1
FOREST SERVICE	LBA BUSINESS WORKSHOP	BOWLING GREEN KY	231.17	1
FOREST SERVICE	LC-81 LEADERSHIP	TUCSON AZ SANTA BARBARA CA	1,020.76	1
FOREST SERVICE	LEAD BLASTER CONFERENCE	BARBARA CA	719.34	1
FOREST SERVICE	LEAD BLASTER CONFERENCE (RA)	BEND OR	526.42	1
FOREST SERVICE	LEADERSHIP AND COMMUNICATION	JACKPORT NV	665.56	1
FOREST SERVICE	LEADERSHIP CONFERENCE	ALBUQUERQUE NM	1,517.90	1
FOREST SERVICE	LEADERSHIP DEVELOPMENT SERIES	ATLANTA GA	1,872.75	1
FOREST SERVICE	LEADERSHIP DEVELOPMENT	ATLANTA GA	10,475.70	14
FOREST SERVICE	LEADERSHIP GROWTH SERIES	BAKERSFIELD CA	3,231.28	2
FOREST SERVICE	LEADERSHIP PANEL PRESENTATION	SAN DIEGO CA	1,271.13	1
FOREST SERVICE	LEADERSHIP SESSION	PORTLAND OR	789.30	1
FOREST SERVICE	LEADERSHIP TEAM MEETING	MOSCOW ID	380.84	1
FOREST SERVICE	LEADERSHIP TEAM MEETING	MOSCOW ID	380.84	1
FOREST SERVICE	LEADERSHIP TEAM MEETING (RS)	PROVO UT	966.34	1
FOREST SERVICE	LEADERSHIP COMMUNICATION AND COORDINATION FOR RA	ATLANTA GA	720.20	1
FOREST SERVICE	LEASING & REAL PROPERTY MANAGEMENT WORKSHOP	SACRAMENTO CA	514.92	1
FOREST SERVICE	LEAVING NO TRACE CONFERENCE	PHOENIX AZ	2,170.21	1
FOREST SERVICE	LEGISLATIVE CONFERENCE	ALBUQUERQUE NM	2,641.96	1
FOREST SERVICE	LEGISLATIVE CONFERENCE	DENVER CO	1,706.29	1
FOREST SERVICE	LEGISLATIVE CONFERENCE	BEND OR	16.50	1
FOREST SERVICE	LEGISLATIVE CONFERENCE	WASHINGTON DC	1,148.03	1
FOREST SERVICE	LEIMARS CONFERENCE	PENG NY CITY UT	4,063.10	2
FOREST SERVICE	LEIMARS CONFERENCE	SALT LAKE CITY UT	3,825.00	1
FOREST SERVICE	LESSONS RESEARCH SYMPOSIUM	SAN ANTONIO TX	1,442.19	1
FOREST SERVICE	LESSONS RESEARCH CONFERENCE	DENVER CO	842.44	1
FOREST SERVICE	LESSONS LEARNED FOLLOW UP	SONOMA CA	583.75	1
FOREST SERVICE	LESSONS LEARNED FOLLOW UP	CHATTANOOGA TN	138.50	1
FOREST SERVICE	LINE OFFICERS MEETING	CHATTANOOGA TN	312.52	1
FOREST SERVICE	LITIGATION 101	CARROLLTARGHEE FOREST SUPERVISOR'S OFFICE	153.67	1
FOREST SERVICE	LITIGATION 101	JACKSON WY	423.19	1
FOREST SERVICE	LITIGATION 101	JACKSON WY	2,053.00	1
FOREST SERVICE	LITIGATION FOR LINE OFFICERS	JACKSONVILLE FL	1,339.84	1
FOREST SERVICE	LMB CONFERENCE	LAS VEGAS NV	1,107.92	2
FOREST SERVICE	INF FIRE SEVERITY PATROL	COEUR D'ALENE ID	1,500.64	1

FY 2008

Agency/Name	Conference Name	Location of Travel	Total Costs	Staff Assigning
FOREST SERVICE	LOCAL FIRE MANAGEMENT FOR LINE OFFICERS	SACRAMENTO, CA	2,202.50	4
FOREST SERVICE	LOCAL FIRE MANAGEMENT LEADERSHIP	MISSOULA, MT	466.54	1
FOREST SERVICE	LOGISTICS ACADEMY	SACRAMENTO, CA	1,022.54	1
FOREST SERVICE	LOGISTICS ACADEMY	RENO, NV	2,598.17	4
FOREST SERVICE	LOGISTICS ACADEMY	SACRAMENTO, CA	4,751.08	6
FOREST SERVICE	LONG TERM PRODUCTIVITY ANNUAL MEETING	CHARLESTON, SC	1,250.69	1
FOREST SERVICE	LONG TERM SOIL PRODUCTIVITY ANNUAL MEETING	CHARLESTON, SC	1,250.69	1
FOREST SERVICE	LOS PADRES DRIVING SCHOOL	LUFKIN, TX	901.40	1
FOREST SERVICE	LOTUS SPHERE CONFERENCE	FORT HUNTER LIGGETT, CA	265.20	1
FOREST SERVICE	LOUISIANA FORESTRY ASSOCIATION ANNUAL MEETING	ORLANDO, FL	2,240.70	1
FOREST SERVICE	LOUISIANA FORESTRY ASSOCIATION ANNUAL MEETING	SHREVEPORT, LA	1,093.45	3
FOREST SERVICE	LSU FORESTRY ASSOCIATION ANNUAL MEETING	SHREVEPORT, LA	1,093.45	3
FOREST SERVICE	LSU FORESTRY ASSOCIATION ANNUAL MEETING	YANCOUVER, WA	323.65	1
FOREST SERVICE	LTBM STEWARDSHIP AND FRESHED	FOREST SUPERVISORS	390.34	1
FOREST SERVICE	LTSP & R8 ECOLOGIST/BOTANIST/SILVIC CONFERENCE	MUNISING, MI	575.92	1
FOREST SERVICE	LTSP TECHNICAL COMMITTEE	CHARLESTON, SC	2,186.65	1
FOREST SERVICE	MAJOR TRAIL BRIDGE INSPECTION CERTIFICATION CLASS	PENDELTON, OR	1,126.76	1
FOREST SERVICE	MAJOR TRAIL BRIDGE INSPECTION CERTIFICATION CLASS	PORTLAND, OR	1,126.76	1
FOREST SERVICE	MAKING BIOMASS WORK CONFERENCE	KLANATH FALLS, OR	443.32	2
FOREST SERVICE	MAKING THE PRICELESS VALUABLE	PORTLAND, OR	2,253.27	1
FOREST SERVICE	MALPAI BORDERLANDS GROUP SCIENCE MEETING	DOUGLAS, AZ	245.52	1
FOREST SERVICE	MANAGEMENT OF HEADWATER STREAMS	CORVALLIS, OR	636.32	2
FOREST SERVICE	MANAGEMENT TEAMS/SAW CONFERENCE	MISSOULA, MT	131.26	1
FOREST SERVICE	MANAGING BIODIVERSITY IN THE NORTHWEST FORESTS	MISSOULA, MT	131.26	1
FOREST SERVICE	MANAGING BIODIVERSITY IN THE PACIFIC NORTHWEST FORESTS	NEWPORT, OR	312.93	1
FOREST SERVICE	MANAGING FOREST NUTRITION IN THE PACIFIC NORTHWEST	CORVALLIS, OR	361.38	1
FOREST SERVICE	MANAGING MULTIPLE PROJECTS & JUGGLING OBJECTIVES	KENNEWICK, WA	430.04	2
FOREST SERVICE	MANAGING NORTHERN SPOTTED OWL HABITATS IN DRY FOREST ECOSYSTEMS	ASHLAND, OR	237.44	1
FOREST SERVICE	MANAGING THE FEDERAL EMPLOYEE	GRAND JUNCTION, CO	165.90	1
FOREST SERVICE	MANAGING THE NATIONAL ENVIRONMENTAL PROTECTION ACT (NEPA) PROCESS	PORTLAND, OR	876.00	1
FOREST SERVICE	MANAGING THE NATIONAL ENVIRONMENTAL PROTECTION ACT (NEPA) PROCESS	PORTLAND, OR	876.00	1
FOREST SERVICE	MANDATORY ANNUAL LAW ENFORCEMENT RECEIPT TRNG	LAS VEGAS, NV	659.76	1
FOREST SERVICE	MANDATORY ANNUAL LAW ENFORCEMENT RECEIPT TRNG	EMPHRAIM, UT	646.82	1
FOREST SERVICE	MANT-LASAL NF ALL EMPLOYEE DAY	SACRAMENTO, CA	371.92	1
FOREST SERVICE	MANT-LASAL NF ALL EMPLOYEE DAY	SACRAMENTO, CA	371.92	1
FOREST SERVICE	MANT-LASAL NF ALL EMPLOYEE DAY	MILWAUKEE, WI	308.46	1
FOREST SERVICE	MANT-LASAL NF ALL EMPLOYEE DAY	REDFING, CA	175.00	1
FOREST SERVICE	MANT-LASAL NF ALL EMPLOYEE DAY	REDFING, CA	175.00	1
FOREST SERVICE	MANT-LASAL NF ALL EMPLOYEE DAY	PANAMA CITY, PM	2,495.11	4
FOREST SERVICE	MANT-LASAL NF ALL EMPLOYEE DAY	EAST LANSING, MI	152.16	1
FOREST SERVICE	MANT-LASAL NF ALL EMPLOYEE DAY	GRAYLING, MI	154.40	1
FOREST SERVICE	MANT-LASAL NF ALL EMPLOYEE DAY	DAYTON, OH AND	2,883.58	2
FOREST SERVICE	MANT-LASAL NF ALL EMPLOYEE DAY	JEFFERSON CITY, MO	1,500.22	1
FOREST SERVICE	MANT-LASAL NF ALL EMPLOYEE DAY	JEFFERSON CITY, MO	521.93	2
FOREST SERVICE	MANT-LASAL NF ALL EMPLOYEE DAY	GRAND RAPIDS, MI	3,152.34	4
FOREST SERVICE	MANT-LASAL NF ALL EMPLOYEE DAY	SALT STE MARIE, MI	276.05	1
FOREST SERVICE	MANT-LASAL NF ALL EMPLOYEE DAY	FAIRMONT HOT SPRINGS,	888.05	1
FOREST SERVICE	MANT-LASAL NF ALL EMPLOYEE DAY	MONTANA	0,077.02	1
FOREST SERVICE	MANT-LASAL NF ALL EMPLOYEE DAY	WALLACE, ID	547.60	2
FOREST SERVICE	MANT-LASAL NF ALL EMPLOYEE DAY	PORTLAND, OR	465.50	1
FOREST SERVICE	MANT-LASAL NF ALL EMPLOYEE DAY	SAN DIEGO, CA	2,066.18	1
FOREST SERVICE	MANT-LASAL NF ALL EMPLOYEE DAY	SACRAMENTO, CA	619.58	1
FOREST SERVICE	MANT-LASAL NF ALL EMPLOYEE DAY	ATLANTA, GA	1,593.97	2
FOREST SERVICE	MANT-LASAL NF ALL EMPLOYEE DAY	ATLANTA, GA	1,593.97	2
FOREST SERVICE	MANT-LASAL NF ALL EMPLOYEE DAY	SPokane, WA	383.15	1

FY 2006

Agency/Name	Conference Name	Location of Travel	Total Costs	Staff Attending
FOREST SERVICE	MINORITIES IN AGRICULTURE, NATURAL RESOURCES AND RELATED SCIENCES (MANRRS) CONFERENCE	ST. LOUIS, MO	2,078.30	1
FOREST SERVICE	MISCELLANEOUS FIRE ASSIGNMENTS	PHOENIX, AZ	275.00	1
FOREST SERVICE	MISS. STATE UNIV. BLAND HARDWOOD SHORT COURSE	STARKVILLE, MS	240.00	1
FOREST SERVICE	MISSISSIPPI ARCHAEOLOGICAL ASSOCIATION ANNUAL MEETING	STARKVILLE, MS	253.75	1
FOREST SERVICE	MISSOURI NATURAL RESOURCES CONFERENCE	OSAGE BEACH, MO	4,339.34	13
FOREST SERVICE	MISSOURI TRAIL'S SUMMIT	COLUMBIA, MO	1,707.46	6
FOREST SERVICE	MISSOURI WILDFIRE ACADEMY	JEFFERSON CITY, MO	653.36	1
FOREST SERVICE	MIT REMOTE SENSING CONFERENCE	CAMBRIDGE, MA	3,416.82	1
FOREST SERVICE	MIT HWY 98 LEADERSHIP BOARD	MARCEL, MN	81.98	1
FOREST SERVICE	MONTANA GOVERNMENT ADVISORY COUNCIL TRIPAL OUT	MARCEL, MN	1,112.00	1
FOREST SERVICE	MONTANA GOVERNMENT ADVISORY COUNCIL TRIPAL OUT	PORTLAND, OR	2,083.96	1
FOREST SERVICE	MNCS TEAM MEETING	GRAND RAPIDS, MN	123.11	1
FOREST SERVICE	MOCIC CONFERENCE	WICHITA, KS	580.24	1
FOREST SERVICE	MODELING THE SO. AMER. RANGE OF THE CERULEAN WABBLE	CUMBAYA, ECUADOR	984.47	1
FOREST SERVICE	MODULE LEADERS WORKSHOP	PISMO BEACH, CA	653.92	1
FOREST SERVICE	MONTANA GOVERNMENT ADVISORY COUNCIL TRIPAL OUT	SHELL BEACH, CA	564.62	1
FOREST SERVICE	MONTANA NATURAL RESOURCES CONFERENCE	BUTTE, MT	217.50	1
FOREST SERVICE	MONTANA FOREST SUPV MEETING	HELENA, MT	141.92	1
FOREST SERVICE	MONTANA GOVERNORS ENERGY SYMPOSIUM	BOZEMAN, MT	217.50	1
FOREST SERVICE	MONTANA RARE PLANT CONFERENCE	HELENA, MT	220.80	1
FOREST SERVICE	MOTORIZED VEHICLE USE MAP (MUM) CONFERENCE	NASHVILLE, TN	567.36	1
FOREST SERVICE	MOUNTAIN WILDFIRE MANAGEMENT SYMPOSIUM	NASHVILLE, TN	567.36	1
FOREST SERVICE	MOUNTAIN WILDFIRE MANAGEMENT SYMPOSIUM	BUTTE, MT	257.66	1
FOREST SERVICE	MT COMMUNITIES & WILDFIRE	HELENA, MT	249.56	1
FOREST SERVICE	MTG WITH SPV, GS CONFERENCE, FISH HYDRO MTG	HOOD RIVER, OR	603.55	1
FOREST SERVICE	MTH FLT. TEAM BUILDING WORKSHOP	GOVERNMENT CAMP, OR	861.45	2
FOREST SERVICE	MUDD WILDFIRE EMERGENCY TURNOUT	ELKO, NV	717.29	1
FOREST SERVICE	MULTICULTURAL ADVISORY COMMITTEE MEETING	OCONEE, TN	125.84	1
FOREST SERVICE	MULTICULTURAL ADVISORY COMMITTEE MEETING	OCONEE, TN	111.11	2
FOREST SERVICE	MULTICULTURAL ADVISORY COMMITTEE MEETING	EDMONTON, AB, CA	385.50	1
FOREST SERVICE	N.T.A. WESTERN CANADIAN TECHNICAL CONFERENCE	COLUMBUS, OH	2,165.70	1
FOREST SERVICE	NA WILDLIFE MGR CONF	BOULDER, CO	1,256.29	1
FOREST SERVICE	NACD ANNUAL CONFERENCE	ASHEVILLE, NC	672.12	1
FOREST SERVICE	NAFING CONFERENCE MEETING	ENVIRONMENTAL CAMP	509.87	1
FOREST SERVICE	NA SPRING WORKSHOP	ENVIRONMENTAL CAMP	509.87	1
FOREST SERVICE	NASA WILDLIFE ECOSYSTEMS	ADAPTION, CA	1,548.59	1
FOREST SERVICE	NASA JOINT SCIENCE WORKSHOP	ADAPTION, CA	1,548.59	1
FOREST SERVICE	NASJ ANNUAL MEETING	MADISON, WI	1,550.41	1
FOREST SERVICE	NATIONAL INVASIVE SPECIES CONFERENCE	DENVER, CO	883.20	1
FOREST SERVICE	NATIONAL CONFERENCE ON URBAN ECOSYSTEMS	CHARLOTTE, NC	583.43	1
FOREST SERVICE	NATIONAL ACADEMY OF FIRE AND RESEARCH IN	TUCSON, AZ	2,293.23	1
FOREST SERVICE	NATIONAL AERIAL FIRE FIGHTING ACADEMY	TUCSON, AZ	1,884.31	2
FOREST SERVICE	NATIONAL AIRCRAFT DISPATCHERS MEETING	RENO, NV	372.72	2
FOREST SERVICE	NATIONAL AIRCRAFT DISPATCHERS CLASS	RENO, NV	603.34	1
FOREST SERVICE	NATIONAL AO MEETING	ALBUQUERQUE, NM	2,147.11	2
FOREST SERVICE	NATIONAL ASSOCIATION FOR INTERPRETATION WORKSHOP	MOBILE, AL	5,528.86	5
FOREST SERVICE	NATIONAL ASSOCIATION OF RESOURCE CONSERVATION AND DEVELOPMENT (RCAD) COUNCILS	SAVANNAH, GA	248.25	1
FOREST SERVICE	NATIONAL ASSOCIATION OF UNIVERSITY FOREST RESOURCES	SHEPHERDSTOWN, WV	380.20	1
FOREST SERVICE	NATIONAL ASSOCIATION RECREATION RESOURCE PLANNERS	NASHVILLE, TN	980.76	1
FOREST SERVICE	NATIONAL AVA LANCHE SCHOOL	SALT LAKE CITY, UT	929.38	1
FOREST SERVICE	NATIONAL BIOMASS & BIOENERGY IMPLEMENTATION MEETING	WEST POINT, VA	1,001.82	1
FOREST SERVICE	NATIONAL BUYING TEAM WORKSHOP	RENO, NV	1,794.44	2
FOREST SERVICE	NATIONAL CENTER ON FOREST MANAGEMENT	SACRAMENTO, CA	1,342.53	1
FOREST SERVICE	NATIONAL CERTIFIED MINERAL EXAMINER MEETING	TUCSON, AZ	1,489.07	1



FY 2006

Agency Name	Conference Name	Location of Travel	Total Costs	Staff Attending
FOREST SERVICE	NATIONAL CONFERENCE OF LA RAZA	LOS ANGELES, CA	670.40	1
FOREST SERVICE	NATIONAL CONFERENCE ON INVASIVE SPECIES	DENVER, CO	5,111.60	2
FOREST SERVICE	NATIONAL CONFERENCE ON RIPARIAN HABITAT	SALT LAKE CITY, UT	1,615.30	1
FOREST SERVICE	NATIONAL CONFERENCE ON URBAN ECOSYSTEMS	CHARLOTTE, NC	1,522.94	1
FOREST SERVICE	NATIONAL CONGRESS OF AMERICAN INDIANS CONFERENCE	TULSA, OK	4,065.97	2
FOREST SERVICE	NATIONAL CONFERENCE ON PRIVATE FOREST S/MPL MEETING	WASHINGTON, DC	1,790.48	1
FOREST SERVICE	NATIONAL CRIM MEETING	WASHINGTON, DC	1,790.48	1
FOREST SERVICE	NATIONAL OAMS CONVENTION	BOSTON, MA	1,665.72	1
FOREST SERVICE	NATIONAL ENGINEERING COMPETITION	ALBANY, CA	1,711.34	1
FOREST SERVICE	NATIONAL ENTOMOLOGICAL SOCIETY OF AMERICA	FORT LAUDERDALE, FL	1,844.61	1
FOREST SERVICE	NATIONAL ENVIRONMENTAL POLICY ACT (NEPA) CONFERENCE	MITCHELL, IN	2,936.50	2
FOREST SERVICE	NATIONAL ENVIRONMENTAL POLICY ACT (NEPA) CONFERENCE	ROCKY HARBOR, TN	722.40	1
FOREST SERVICE	NATIONAL ENVIRONMENTAL POLICY ACT (NEPA) CONFERENCE	ROSELAND, OR	36.75	1
FOREST SERVICE	NATIONAL ENVIRONMENTAL POLICY ACT (NEPA) CONFERENCE	TUCSON, AZ	242.88	2
FOREST SERVICE	NATIONAL ENVIRONMENTAL POLICY ACT (NEPA) CONFERENCE	MISSOULA, MT	778.78	2
FOREST SERVICE	NATIONAL ENVIRONMENTAL POLICY ACT (NEPA) CONFERENCE	PHOENIX, AZ	2,060.74	2
FOREST SERVICE	NATIONAL FACILITIES ENGINEERING CONFERENCE	DETROIT, MI	1,522.96	1
FOREST SERVICE	NATIONAL FACILITIES ENGINEERING CONFERENCE	PHOENIX, AZ	1,522.96	1
FOREST SERVICE	NATIONAL FACILITIES ENGINEERING CONFERENCE	PORTLAND, VA	1,522.96	1
FOREST SERVICE	NATIONAL FIRE & FUELS CONFERENCE	PORTLAND, OR	2,132.00	2
FOREST SERVICE	NATIONAL FIRE DANGER RATING SYSTEM COURSE	TUCSON, AZ	3,284.42	1
FOREST SERVICE	NATIONAL FIRE DANGER RATING SYSTEM COURSE	SHEPARDSTOWN, WV	1,634.15	1
FOREST SERVICE	NATIONAL FIRE DANGER RATING SYSTEM COURSE	BOISE, ID	1,301.91	1
FOREST SERVICE	NATIONAL FIRE DANGER RATING SYSTEM COURSE	REDMOND, OR	2,048.05	4
FOREST SERVICE	NATIONAL FIRE DANGER RATING SYSTEM COURSE	PHOENIX, AZ	1,145.65	1
FOREST SERVICE	NATIONAL FIRE MANAGEMENT TEAM MEETING	RENO, NV	381.00	1
FOREST SERVICE	NATIONAL FIRE PLAN CONFERENCE	PHOENIX, AZ	1,439.84	2
FOREST SERVICE	NATIONAL FIRE TEAM MEETING	MISSOULA, MT	421.02	1
FOREST SERVICE	NATIONAL FOREST PLANNERS CONVENTION	RENO, NV	889.57	2
FOREST SERVICE	NATIONAL FOREST PLANNERS MEETING	PORTLAND, OR	663.00	1
FOREST SERVICE	NATIONAL FOREST PRODUCTS MEETING	PORTLAND, OR	197.10	1
FOREST SERVICE	NATIONAL FOREST SERVICE SAFETY CONFERENCE	PORTLAND, OR	1,571.00	1
FOREST SERVICE	NATIONAL FOREST SERVICE SAFETY CONFERENCE	JACKSONVILLE, FL	24,344.06	20
FOREST SERVICE	NATIONAL FUELS & VEGETATION INTEGRATION MEETING	BOISE, ID	1,056.18	1
FOREST SERVICE	NATIONAL FUELS COMMITTEE CONFERENCE	BOISE, ID	692.71	1
FOREST SERVICE	NATIONAL FUELS COMMITTEE CONFERENCE	TUCSON, AZ	1,691.50	1
FOREST SERVICE	NATIONAL FUELS COMMITTEE CONFERENCE	ORLANDO, FL	2,072.75	1
FOREST SERVICE	NATIONAL FUELS COMMITTEE CONFERENCE	ORLANDO, FL	1,865.15	1
FOREST SERVICE	NATIONAL GRASSLAND MANAGERS MEETING	DOUGLAS, WY	1,822.16	2
FOREST SERVICE	NATIONAL HISPANIC ENVIRONMENTAL COUNCIL (NHEC) CONFERENCE	SEATTLE, WA	731.18	1
FOREST SERVICE	NATIONAL HISPANIC ENVIRONMENTAL COUNCIL (NHEC) CONFERENCE	GLORIETTA, NM	384.50	1
FOREST SERVICE	NATIONAL HISPANIC MEETING	SAN JOSE, CA	414.96	1
FOREST SERVICE	NATIONAL HISPANIC SUSTAINABLE ENERGY & ENVIRONMENT	SEATTLE, WA	783.80	1
FOREST SERVICE	NATIONAL HISPANIC SUSTAINABLE ENERGY & ENVIRONMENT	PORTLAND, OR	93.50	1
FOREST SERVICE	NATIONAL HSP - BIR SELECTION MEETING	WASHINGTON, DC	2,552.00	1
FOREST SERVICE	NATIONAL INFRA COORDINATORS CONFERENCE	WASHINGTON, DC	391.00	1
FOREST SERVICE	NATIONAL INTEGRATION WORKSHOP	OCALA, FL	1,240.66	1
FOREST SERVICE	NATIONAL INTERPRETERS CONFERENCE	MOBILE, AL	2,839.67	2
FOREST SERVICE	NATIONAL INTERPRETERS WORKSHOP	MOBILE, AL	7,902.09	2
FOREST SERVICE	NATIONAL NATIVE SPECIES CONFERENCE	DENVER, CO	19,584.00	12
FOREST SERVICE	NATIONAL NATIVE SPECIES CONFERENCE	PORTLAND, OR	1,500.00	1
FOREST SERVICE	NATIONAL LAND CONSERVATION CONFERENCE	MADISON, WI	1,127.36	2
FOREST SERVICE	NATIONAL LANDSCAPE ARCHITECTS MEETING	FT. LAUDERDALE, FL	625.49	1
FOREST SERVICE	NATIONAL LEADERSHIP TEAM MEETING	OGDEN, UT	1,598.96	1
FOREST SERVICE	NATIONAL LEADERSHIP TEAM MEETING - 1ST QUARTER	OGDEN, UT	5,000.92	5
FOREST SERVICE	NATIONAL LEADERSHIP TEAM MEETING - 1ST QUARTER	ALBUQUERQUE, NM	465.82	1
FOREST SERVICE	NATIONAL LEADERSHIP TEAM MEETING - 1ST QUARTER	ALBUQUERQUE, NM	465.82	1
FOREST SERVICE	NATIONAL LEGISLATIVE AFFAIRS CONFERENCE	WASHINGTON, DC	1,727.95	4

Agency/Name	Conference Name	Location of Travel	Total Costs	Staff Attending
FOREST SERVICE	NATIONAL LOGISTICS CONFERENCE	RENO, NV	5,899.80	
FOREST SERVICE	NATIONAL MECHANICAL FUELS WORKSHOP	PHOENIX, AZ	1,955.61	
FOREST SERVICE	NATIONAL MEETING FS GEOLOGIST	PORTLAND, OR	1,315.05	
FOREST SERVICE	NATIONAL MINERALS AND GEOLOGY WORKSHOP	PORTLAND, OR	1,019.75	
FOREST SERVICE	NATIONAL MINERALS GEOEST	PORTLAND, OR	1,019.75	
FOREST SERVICE	NATIONAL MINERALS INVESTIGATION MEETING	SAN DIEGO, CA	3,726.85	
FOREST SERVICE	NATIONAL NETWORK OF PRIVATE FOREST LANDOWNER MEET.	MADISON, WI	976.49	
FOREST SERVICE	NATIONAL NETWORK OF PRIVATE FOREST LANDOWNERS MEET	MADISON, WI	3,201.34	
FOREST SERVICE	NATIONAL OHV CONFERENCE	OCALA, FL	1,172.85	
FOREST SERVICE	NATIONAL PARTNERSHIP MEETING	SOUTH LAKE TAHOE, CA	1,202.80	
FOREST SERVICE	NATIONAL PARTNERSHIP MEETING	SOUTH LAKE TAHOE, CA	1,202.80	
FOREST SERVICE	NATIONAL PARTNERSHIP MEETING	SOUTH LAKE TAHOE, CA	1,076.28	
FOREST SERVICE	NATIONAL PESTICIDE COORDINATORS MEETING	SPokane, WA	1,287.76	
FOREST SERVICE	NATIONAL PESTICIDE COORDINATORS MEETING	TUSCON, AZ	484.92	
FOREST SERVICE	NATIONAL PESTICIDE COORDINATORS MEETING	TUSCON, AZ	1,121.27	
FOREST SERVICE	NATIONAL PREDICTIVE SERVICES ANNUAL MEETING	REDMOND, CA	429.50	
FOREST SERVICE	NATIONAL PREDICTIVE SERVICES ANNUAL MEETING	REDMOND, CA	429.50	
FOREST SERVICE	NATIONAL PREDICTIVE SERVICES WORKING GROUP	PORTLAND, OR	980.45	
FOREST SERVICE	NATIONAL PUBLIC AFFAIRS MEETING	PORTLAND, OR	980.45	
FOREST SERVICE	NATIONAL PUBLIC AFFAIRS MEETING	PORTLAND, OR	980.45	
FOREST SERVICE	NATIONAL RANGELAND MGMT. DIRECTOR'S MEETING	SCOTTSDALE, AZ	665.47	
FOREST SERVICE	NATIONAL RECREATION AND PARK ASSOCIATION CONGRESS	SAN ANTONIO, TX	1,411.30	
FOREST SERVICE	NATIONAL RECREATION DIRECTORS MEETING	SALT LAKE CITY, UT	706.09	
FOREST SERVICE	NATIONAL ROADS MEETING	RENO, NV	842.26	
FOREST SERVICE	NATIONAL ROTOR AND WING CONFERENCE	SKAMANIA, WA	1,316.50	
FOREST SERVICE	NATIONAL ROTOR AND WING CONFERENCE	SKAMANIA, WA	1,316.50	
FOREST SERVICE	NATIONAL SAF CONVENTION	FT. WORTH, TX	5,454.23	
FOREST SERVICE	NATIONAL SAF CONVENTION	FT. WORTH, TX	5,454.23	
FOREST SERVICE	NATIONAL SAFETY CONFERENCE	BLOOMINGTON, MN	165.00	
FOREST SERVICE	NATIONAL SAFETY MANAGER MEETING	JACKSONVILLE, FL	929.94	
FOREST SERVICE	NATIONAL SAFETY MEETING	PARIS, TX	212.75	
FOREST SERVICE	NATIONAL SCENIC BYWAY CONF	CLEVELAND, OH	1,287.46	
FOREST SERVICE	NATIONAL SCIENCE APPLICATION TEAM	CLEVELAND, OH	1,287.46	
FOREST SERVICE	NATIONAL SCIENCE APPLICATION TEAM	WASHINGTON, D.C.	1,287.46	
FOREST SERVICE	NATIONAL SCIENCE TEACHERS ASSOCIATION	ANAHUETLA, CA	1,176.35	
FOREST SERVICE	NATIONAL SCIENCE TEACHERS ASSOCIATION	ANAHUETLA, CA	869.69	
FOREST SERVICE	NATIONAL SCIENCE TEACHERS ASSOCIATION CONFERENCE	HARTFORD, CT	382.06	
FOREST SERVICE	NATIONAL SCSEP CONFERENCE	SEATTLE, WA	1,151.40	
FOREST SERVICE	NATIONAL SCSEP CONFERENCE	SEATTLE, WA	1,151.40	
FOREST SERVICE	NATIONAL SEASONAL ASSESSMENT WORKSHOP	BOULDER CO	1,079.80	
FOREST SERVICE	NATIONAL SILVUL TURIST MEETING	RENO, NV	2,689.98	
FOREST SERVICE	NATIONAL SILVUL TURIST MEETING	RENO, NV	2,689.98	
FOREST SERVICE	NATIONAL SPECIAL USES CONFERENCE	PORTLAND, OR	2,177.30	
FOREST SERVICE	NATIONAL SPECIAL USES CONFERENCE	PORTLAND, OR	1,400.98	
FOREST SERVICE	NATIONAL SPECTOLOGICAL SOCIETY CONVENTION	BELLINGHAM, WA	467.5	
FOREST SERVICE	NATIONAL SPOTTED OWL RECOVERY PLAN	PORTLAND, OR	467.5	
FOREST SERVICE	NATIONAL STAFF APPRAISERS MEETING	BRECKENRIDGE, CO	1,604.74	
FOREST SERVICE	NATIONAL STAFF APPRAISERS MEETING	BRECKENRIDGE, CO	1,604.74	
FOREST SERVICE	NATIONAL STONE, SAND & GRAVEL ASSOCIATION	AMPA, FL	1,472.40	
FOREST SERVICE	NATIONAL STONE, SAND & GRAVEL ASSOCIATION	AMPA, FL	1,472.40	
FOREST SERVICE	NATIONAL TRAILS PARTNERSHIP MEETING	WASHINGTON, D.C.	1,922.33	
FOREST SERVICE	NATIONAL TRAILS PARTNERSHIP MEETING	WASHINGTON, D.C.	1,922.33	
FOREST SERVICE	NATIONAL TRIBAL LEADERSHIP COMMITTEE WORKSHOP	WASHINGTON, D.C.	2,337.46	
FOREST SERVICE	NATIONAL TRIBAL LEADERSHIP COMMITTEE WORKSHOP	WASHINGTON, D.C.	1,779.40	
FOREST SERVICE	NATIONAL TRIBAL RELATIONS CONFERENCE	WASHINGTON, D.C.	243.25	
FOREST SERVICE	NATIONAL TRIBAL RELATIONS CONFERENCE	STRAUSSE, WI	1,311.94	
FOREST SERVICE	NATIONAL TRIBAL RELATIONS CONFERENCE	STRAUSSE, WI	1,311.94	
FOREST SERVICE	NATIONAL WATER RIGHTS MEETING	VIENNA, VA	731.50	
FOREST SERVICE	NATIONAL WATER RIGHTS MEETING	OGDEN, UT	924.10	
FOREST SERVICE	NATIONAL WILD TURKEY FEDERATION CONVENTION	HELEN, GA	58.50	
FOREST SERVICE	NATIONAL WILD TURKEY FEDERATION CONVENTION	NASHVILLE, TN	468.76	
FOREST SERVICE	NATIONAL WILD TURKEY FEDERATION CONVENTION	NASHVILLE, TN	468.76	
FOREST SERVICE	NATIONAL WILD TURKEY FEDERATION SYMPOSIUM	GRAND RAPIDS, MI	2,210.79	
FOREST SERVICE	NATIONAL WILDLAND FIRE CONFERENCE	ATLANTA, GA	1,308.85	
FOREST SERVICE	NATIONAL WILDLAND FIRE CONFERENCE	ATLANTA, GA	1,308.85	
FOREST SERVICE	NATIONAL WILDLAND FIRE DIVERSITY	ATLANTA, GA	1,308.85	
FOREST SERVICE	NATIONAL WILDLIFE PROGRAM MANAGER MEETING	SKAMANIA, WA	396.40	
FOREST SERVICE	NATIONAL WILDLIFE PROGRAM MANAGER MEETING	SKAMANIA, WA	396.40	
FOREST SERVICE	NATIONAL WINTER SPORTS CONFERENCE	MAMMOTH LAKES, CA	9,217.28	

Agency Name	Conference Name	Location of Travel	Total Costs	Staff Attending
FOREST SERVICE	NATIONAL WINTER SPORTS CONFERENCE	TRUCKEE, CA	2,010.02	
FOREST SERVICE	NATIONAL/REGIONAL STAFF DIRECTORS INTEGRATION WORKSHOP	OCALA, FL	433.93	
FOREST SERVICE	NATIVE AMERICAN FIREFIGHTERS MEETING	OKLAHOMA CITY, OK	660.00	
FOREST SERVICE	NATIVE AMERICAN FISH AND WILDLIFE SOCIETY CONFERENCE	RUIDOSO, NM	232.72	
FOREST SERVICE	NATIVE AMERICAN WOMENS CONFERENCE	SCOTTSDALE, AZ	455.79	
FOREST SERVICE	NATIVE PLANT SOCIETY SECTION WORKSHOP (#9)	BOISE, IDAHO	933.49	
FOREST SERVICE	NATIVE PLANT SUMMIT	DETROIT, MI	2,296.06	
FOREST SERVICE	NATL FS FACILITIES ENGINEERS CONFERENCE	TALLAHASSEE, FL	1,183.15	
FOREST SERVICE	NATL INVASIVE SPECIES WORKSHOP	DENVER, CO	841.92	
FOREST SERVICE	NATL LANDS TRNG. FOR LINE OFFICERS AND PROG. MGRS	MEMPHIS, TN	1,269.50	
FOREST SERVICE	NATL PUBLIC AFFAIRS LEGISLATIVE AFFAIRS CONFERENCE	WASHINGTON, D.C.	1,375.33	
FOREST SERVICE	NATL SAFETY COUNCIL MEETING	TUCSON, AZ	1,978.27	
FOREST SERVICE	NATL SPECIAL USES MEETING	PORTLAND, OR	729.96	
FOREST SERVICE	NATL STRATEGY MTG OF FS BIOMASS UTILIZATION TEAM	ARLINGTON, VA	1,893.76	
FOREST SERVICE	NATURAL AND WILDERNESS MONITORING CONFERENCE	GAHANNA INSTITUTE	1,893.76	
FOREST SERVICE	NATURAL RESOURCE MONITORING IN WILDERNESS AREAS	BAKER CITY, OR	2,782.22	
FOREST SERVICE	NATURAL RESOURCE MONITORING IN WILDERNESS AREAS	WASCO, CA	1,092.40	
FOREST SERVICE	NATURAL RESOURCE TECH TRANSFER & EXTENSION CONF	LAS VEGAS, NV	994.30	
FOREST SERVICE	NATURAL RESOURCES TECHNOLOGY & SOCIAL SCIENCE MEETING	HOT SPRINGS, AR	593.56	
FOREST SERVICE	NATURE CONS NATIONAL BURN BOSS WORKSHOP	ATLANTA, GA	209.45	
FOREST SERVICE	NCA ANNUAL CONFERENCE	RUTLEDGE, GA	684.28	
FOREST SERVICE	NCA ANNUAL CONFERENCE	TULSA, OK	1,105.04	
FOREST SERVICE	NCA/IFA 7TH ANNUAL SYMPOSIUM	PORTLAND, ME	2,247.54	
FOREST SERVICE	NCSANERS ALL SCIENTIST MEETING	PHILADELPHIA, PA	251.50	
FOREST SERVICE	NCT MEETING	ASHLAND, WI	566.29	
FOREST SERVICE	ND STATE FIRE ACADEMY/ND FIRE COUNCIL	BISMARCK, ND	471.00	
FOREST SERVICE	NE SOCIETY OF AMERICAN FORESTERS	WASH DC	1,000.00	
FOREST SERVICE	NE SOCIETY NEIGHBORHOOD WORKSHOP	MINNEAPOLIS, MN	3,078.30	
FOREST SERVICE	NEO	JACKSONVILLE, FL	4,683.73	
FOREST SERVICE	NEO 2006 EXPO	JACKSONVILLE, FL	2,030.20	
FOREST SERVICE	NEPA 1900-1 FOREST PLAN IMPLEMENTATION	LAS VEGAS, NV	5,697.48	
FOREST SERVICE	NEPA 1900-1 FOREST PLAN IMPLEMENTATION	FLAGSTAFF, AZ	1,113.75	
FOREST SERVICE	NEPA 1900-1 FOREST PLAN IMPLEMENTATION	SAN DIEGO, CA	3,179.14	
FOREST SERVICE	NEPA 1900-1 FOREST PLAN IMPLEMENTATION	MISSOULA, MT	1,757.48	
FOREST SERVICE	NEPA 1900-1 FOREST PLAN IMPLEMENTATION	LARAMIE, WY	390.42	
FOREST SERVICE	NEPA 1900-1 FOREST PLAN IMPLEMENTATION	JACKSONVILLE, FL	1,321.34	
FOREST SERVICE	NEPA 1900-1 FOREST PLAN IMPLEMENTATION	IDAHO FALLS, ID	2,775.24	
FOREST SERVICE	NEPA 1900-1 FOREST PLAN IMPLEMENTATION	GLENNWOOD SPRINGS, CO	2,283.83	
FOREST SERVICE	NEPA 1900-1 FOREST PLAN IMPLEMENTATION	PORTLAND, OR	5,166.59	
FOREST SERVICE	NEPA CONFERENCE	GOLDEN, CO	448.57	
FOREST SERVICE	NEPA COORDINATORS MEETING (#5)	SAN DIEGO, CA	765.52	
FOREST SERVICE	NEPS ALL SCIENTIST MTG	PHILADELPHIA, PA	1,066.57	
FOREST SERVICE	NEW EMPLOYEE ORIENTATION	SCOTTSDALE, AZ	265.50	
FOREST SERVICE	NEW EMPLOYEE ORIENTATION	LOUPOO, CA	10,659.15	
FOREST SERVICE	NEW EMPLOYEE ORIENTATION	JACKSONVILLE, FL	994.98	
FOREST SERVICE	NEW EMPLOYEE ORIENTATION	JACKSONVILLE, FL	97,682.83	
FOREST SERVICE	NEW EMPLOYEE ORIENTATION	JACKSON, FL	922.45	
FOREST SERVICE	NEW EMPLOYEE ORIENTATION	PORTLAND, OR	327.50	
FOREST SERVICE	NEW EMPLOYEE ORIENTATION	PORTLAND, OR	1,189.83	
FOREST SERVICE	NEW RULE TRAVEL MANAGEMENT	SACRAMENTO, CA	655.39	
FOREST SERVICE	NEW YORK WILDFIRE & INCIDENT MGMT ACADEMY	BROOKHAVEN, NY	727.18	
FOREST SERVICE	NEPRS 5-491	REDMOND, OR		

[illegible]

Agency/Name	Conference Name	Location of Travel	Total Costs	Start Alternating
FOREST SERVICE	OCCUPATIONAL HEALTH & SAFETY ADMINISTRATION (OSHA) CONSTRUCTION INDUSTRY - TRAIN THE TRAINER	PHOENIX, AZ	881.50	
FOREST SERVICE	OCCUPATIONAL HEALTH & SAFETY ADMINISTRATION (OSHA) REFRESHER SEMINAR	JACKSONVILLE, FL	5,458.82	
FOREST SERVICE	COORE AND HINWASSEE CORRIDOR MANAGEMENT	ASHVILLE, NC	1,740.73	
FOREST SERVICE	OFF-HIGHWAY VEHICLE (OHV) GRANT WRITING WORKSHOP	ASHVILLE, NC	2,336.48	
FOREST SERVICE	OFF-HIGHWAY VEHICLE (OHV) GRANT WRITING WORKSHOP	BIRMINGHAM, AL	330.86	
FOREST SERVICE	OFF-HIGHWAY VEHICLE (OHV) GRANT WRITING WORKSHOP	SACRAMENTO, CA	306.96	
FOREST SERVICE	OFF-HIGHWAY VEHICLE (OHV) GRANT WRITING WORKSHOP	SACRAMENTO, CA	377.58	
FOREST SERVICE	OFFICE OF PERSONNEL MANAGEMENT WORKFORCE CONFERENCE	BALTIMORE, MD	1,092.11	
FOREST SERVICE	OFFICE OF TRIBAL RELATIONS ANNUAL MEETING	WENOMANIE TRIBAL	1,489.90	
FOREST SERVICE	OHIO FIRE CONFERENCE	COLUMBUS, OH	161.06	
FOREST SERVICE	OHV ROUTE DESIGNATION MEETING	REDDING, CA	246.00	
FOREST SERVICE	OH-WY SAF ANNUAL MEETING	MARIETTA, OH	391.03	
FOREST SERVICE	OL AND GAS ADMINISTRATION	PRICE, UT	2,647.03	
FOREST SERVICE	ONE PEOPLE, A DIVERSITY OF CULTURE	ANCHORAGE, AK	945.00	
FOREST SERVICE	ORCA TYPE 2 TEAM MEETING	HOOD RIVER, OR	1,675.34	
FOREST SERVICE	OREGON CATTLEMAN'S ASSOCIATION CONFERENCE	REDMOND, OR	507.86	
FOREST SERVICE	OREGON CHAPTER OF THE WILDLIFE SOCIETY	NEWPORT, OR	753.66	
FOREST SERVICE	OREGON LOGGING CONFERENCE	HOOD RIVER, OR	518.03	
FOREST SERVICE	OREGON LOGGING CONFERENCE	HOOD RIVER, OR	518.03	
FOREST SERVICE	OREGON SCHOOL COUNSELORS CONFERENCE	HOOD RIVER, OR	518.03	
FOREST SERVICE	OREGON SOCIETY OF SOIL SCIENTISTS WINTER MEETING 2	WARM SPRINGS, OR	331.02	
FOREST SERVICE	OTR NATIONAL MEETING	KESHEVA, WI	764.38	
FOREST SERVICE	OUTDOOR EDUCATION SHORT COURSE	LOKAN, UT	1,083.45	
FOREST SERVICE	OUTDOOR EDUCATION SHORT COURSE	ATLANTA, GA	2,031.20	
FOREST SERVICE	P.A.S.S.	ATLANTA, GA	2,031.20	
FOREST SERVICE	P101 WILDLAND FIRE PREVENTION COURSE	NASHVILLE, TN	1,557.62	
FOREST SERVICE	PALA DIRECTORS CONFERENCE	ARLINGTON, VA	1,665.54	
FOREST SERVICE	PACIFIC NORTHWEST BIODIVERSITY CONFERENCE	PORTLAND, OR	138.78	
FOREST SERVICE	PACIFIC NORTHWEST REGIONAL ENGINE ACADEMY	PORTLAND, OR	334.40	
FOREST SERVICE	PACIFIC NW DISPATCHERS WORKSHOP	REDMOND, OR	334.40	
FOREST SERVICE	PACIFIC NW FIRE PREVENTION WORKSHOP	HOOD RIVER, OR	823.00	
FOREST SERVICE	PACIFIC SALMON CONSERVATION ASSESSMENT	GLENDEN BEACH, OR	1,240.31	
FOREST SERVICE	PACIFIC SALMON CONSERVATION ASSESSMENT	PORTLAND, OR	189.83	
FOREST SERVICE	PACIFIC SEABIRD GROUP - ANNUAL MEETING 2008	PORTLAND, OR	1,114.43	
FOREST SERVICE	PADDLING TRAIL DESIGN WORKSHOP	GRANDWOOD, AK	2,114.43	
FOREST SERVICE	PAL'S INDEX DATABASE TRG 21 900-1	CRYSTAL RIVER, FL	245.50	
FOREST SERVICE	PANEL MEMBER FOR LEADERSHIP DEVELOPMENT SERIES	CEADAR CITY, UT	975.68	
FOREST SERVICE	PANORAMA FOR LEADERSHIP DEVELOPMENT SERIES	PORTLAND, OR	563.28	
FOREST SERVICE	PAPA ARCHAEOLOGY CLASS	PORTLAND, OR	686.12	
FOREST SERVICE	PAPA ARCHAEOLOGY CLASS	WESTSIDE, AZ	686.12	
FOREST SERVICE	PARK SCIENCE SYMPOSIUM	DEVAL NATIONAL PARK, AK	217.20	
FOREST SERVICE	PARTNERS IN ENVIRONMENTAL TECHNOLOGY TECHNICAL SYM	WASHINGTON, D.C.	870.08	
FOREST SERVICE	PARTNERS IN ENVIRONMENTAL TECHNOLOGY COMMITTEE	COLUMBUS, OH	2,958.39	
FOREST SERVICE	PARTNERS IN FLIGHT MTG	PORTLAND, OR	1,700.00	
FOREST SERVICE	PARTNERSHIP COUNCIL MEETING	IRONWOOD, MI	725.36	
FOREST SERVICE	PARTNERSHIP COUNCIL MEETING	SOUTH LAKE TAHOE, CA	638.16	
FOREST SERVICE	PARTNERSHIP AND PUBLIC INVOLVEMENT	LAS VEGAS, NV	3,080.86	
FOREST SERVICE	PASS 2008 LOCAL MOUNTAIN MODULE	ATLANTA, GA	9,230.90	
FOREST SERVICE	PASS 2008 LOCAL MOUNTAIN MODULE	ATLANTA, GA	3,446.66	
FOREST SERVICE	PASS TRAINING SESSION	BASTROP, LA	455.00	
FOREST SERVICE	PASSAGE DESIGN MOATS	SALEM, MO	937.00	
FOREST SERVICE	PATENT DATA MINING	MADISON, WI	139.80	
FOREST SERVICE	PEORIA STATE UNIVERSITY CONFERENCE	SCOTT FALLS, SD	1,629.45	
FOREST SERVICE	PERFORMANCE EVALUATION SERVICES - PLAN WORKSHOPS	SCOTT FALLS, SD	1,629.45	

FY 2006

Agency/Name	Conference Name	Location of Travel	Total Costs	Staff Assigning
FOREST SERVICE	PERSPECTIVES OF EMPLOYMENT OF PERSONS WITH DISABIL	BETHESDA, MD	1,214.43	1
FOREST SERVICE	PESTICIDE CERTIFICATION	ATLANTA, GA	3,297.50	4
FOREST SERVICE	PHD THESIS DEFENSE AND MANUSCRIPT DEVELOPMENT	MADRID, SPAIN	326.76	1
FOREST SERVICE	PHOTOSHOP CONFERENCE	LAS VEGAS, NV	1,281.03	1
FOREST SERVICE	PLANT GENETICS 2005	PORTLAND, OR	624.92	1
FOREST SERVICE	PLSO ANNUAL CONFERENCE	PORTLAND, OR	624.92	1
FOREST SERVICE	PLSO ANNUAL CONFERENCE	WASHINGTON, D.C.	819.80	1
FOREST SERVICE	PLSO ANNUAL CONFERENCE	SUN RIVER, OR	550.58	1
FOREST SERVICE	PNW CRNW	PORTLAND, OR	509.80	1
FOREST SERVICE	PNW INCIDENT MEDICAL SPECIALIST REFRESHER	H.J. ANDERLEWS	2,083.25	1
FOREST SERVICE	PNW LEADERSHIP TEAM MEETING	EXPERIMENTAL FOREST, OR		
FOREST SERVICE	PNW NATIONAL TYPE I MEETING	PASCO, WA	339.54	1
FOREST SERVICE	PNW REGIONAL FIRES WORKSHOP	BEND, OR	1,075.98	1
FOREST SERVICE	POLICY & LEGAL ASPECTS OF ESA	PORTLAND, OR	1,012.25	1
FOREST SERVICE	POLICY & LEGAL ASPECTS OF ENDANGERED SPECIES ACT	PORTLAND, OR	1,089.54	1
FOREST SERVICE	PORTLAND KATOOMBA MAKING THE PRICELESS VALUABLE	PORTLAND, OR	2,209.37	1
FOREST SERVICE	PORTLAND KATOOMBA MAKING THE PRICELESS VALUABLE	PORTLAND, OR	1,462.73	1
FOREST SERVICE	PORT-ORFORD-CEADAR TECHNICAL COMMITTEE MEETING	EURIKA, CA	28.25	1
FOREST SERVICE	POSH	SANTA BARBARA, CA	708.50	7
FOREST SERVICE	POWER OF ONE - LEADERSHIP CONFERENCE	MEMPHIS, TN	2,292.52	1
FOREST SERVICE	PRACTICAL LEADERSHIP SKILLS	PORTLAND, OR	948.70	1
FOREST SERVICE	PRACTICAL LEADERSHIP SKILLS FOR MANAGERS	JACKSONVILLE, FL	974.12	4
FOREST SERVICE	PRACTICAL LEADERSHIP SKILLS FOR NEW FIRST-LINE SUP	VALLEJO, CA	546.00	2
FOREST SERVICE	PRE RETIREMENT SEMINAR	CODY, WY	505.12	1
FOREST SERVICE	PRE RETIREMENT SEMINAR	LAKEWOOD, CO	267.36	1
FOREST SERVICE	PRE RETIREMENT SEMINAR	SAN BERNARDINO, CA	179.82	1
FOREST SERVICE	PRE RETIREMENT SEMINAR	SAN FRANCISCO, CA	554.76	1
FOREST SERVICE	PRE RETIREMENT SEMINAR	WENATCHEE, WA	2,352.29	14
FOREST SERVICE	PRE RETIREMENT SEMINAR	PORTLAND, OR	1,089.04	1
FOREST SERVICE	PRE RETIREMENT SEMINAR	PORTLAND, OR	489.04	1
FOREST SERVICE	PRE-ACG3 OPHIOTOMA WORKSHOP, INTERNATIONAL MYCOLO	BRISBANE AND CAIRNS, AUSTRALIA	4,340.13	1
FOREST SERVICE	PREPARE SHUTTLE RECORDS FOR SHIP TO THE RECORD CEN	HOUSTON, TX	2,177.49	1
FOREST SERVICE	PREPARE SHUTTLE RECORDS FOR SHIP TO THE RECORD CEN	PORTLAND, OR	3,900.14	7
FOREST SERVICE	PRESERVED 30 MINUT	PORTLAND, OR	867.46	1
FOREST SERVICE	PRESERVED 30 MINUT	SACRAMENTO, CA	867.46	1
FOREST SERVICE	PRESERVED 30 MINUT	REDMOND, OR	308.00	1
FOREST SERVICE	PRESERVED 30 MINUT	REDMOND, OR	242.00	1
FOREST SERVICE	PRESERVED 30 MINUT	BOULDER, CO	380.42	1
FOREST SERVICE	PRESERVED 30 MINUT	TAMPA, FL	1,797.23	2
FOREST SERVICE	PRESERVED 30 MINUT	OSMA, WA	2,224.50	2
FOREST SERVICE	PRESERVED 30 MINUT	SACRAMENTO, CA	2,067.88	2
FOREST SERVICE	PRESERVED 30 MINUT	SACRAMENTO, CA	1,780.93	1
FOREST SERVICE	PRESERVED 30 MINUT	ALBUQUERQUE, NM	507.76	1
FOREST SERVICE	PRESERVED 30 MINUT	CINCINNATI, OH	316.62	1
FOREST SERVICE	PRESERVED 30 MINUT	SACRAMENTO, CA	248.48	1
FOREST SERVICE	PRESERVED 30 MINUT	QUINCY, CA	1,578.59	1
FOREST SERVICE	PRESERVED 30 MINUT	RENO, NV	1,578.59	1
FOREST SERVICE	PROFESSIONAL TRAILBUILDERS ASSOCIATION CONFERENCE	ASHEVILLE, NC	3,864.28	6
FOREST SERVICE	PROGRAM FOR ADVANCED SILVICULTURAL STUDIES (PASS)	ATLANTA, GA	1,484.43	2
FOREST SERVICE	PROGRAM FOR ADVANCED SILVICULTURAL STUDIES (PASS)	BARTLETT, NH	2,750.08	1
FOREST SERVICE	PROGRAM FOR ADVANCED SILVICULTURAL STUDIES (PASS)	CROSSETT, AR	251.20	1
FOREST SERVICE	PROGRAM FOR ADVANCED SILVICULTURAL STUDIES (PASS)	PORTLAND, OR	1,234.96	1
FOREST SERVICE	PROGRAM FOR ADVANCED SILVICULTURAL STUDIES (PASS)	HOT SPRINGS, AR		

Agency/Name	Conference Name	Location of Travel	Total Costs	Staff Attending
FOREST SERVICE	PROGRAM MANAGEMENT	LOGAN, UT	2,519.73	
FOREST SERVICE	PROGRESS ASSOC. TEAM BLDG & COMM	NACOGDOCHES, TX	232.88	
FOREST SERVICE	PROGRESS ASSOC. TEAM BLDG & COMM WORKSHOP	NACOGDOCHES, TX	247.50	
FOREST SERVICE	PROGRESS ASSOCIATES TEAM BUILDING & COMMUNICATIONS	NACOGDOCHES, TX	247.50	
FOREST SERVICE	PROJECT INFORMATIONAL MEETING	PORTLAND, OR	3,919.31	
FOREST SERVICE	PROJECT INFORMATIONAL MEETING	PORTLAND, OR	257.78	
FOREST SERVICE	PROJECT NORTH STAR CONFERENCE	VANCOUVER, CANADA	475.47	
FOREST SERVICE	PROJECT SCOPING MEETING	MESA, CO	1,855.47	
FOREST SERVICE	PROPERTY MANAGERS MEETING	CINCINNATI, OH	1,557.10	
FOREST SERVICE	PROPERTY WORKSHOP	CINCINNATI, OH	662.97	
FOREST SERVICE	PROPERTY WORKSHOP	ALBUQUERQUE, NM	662.97	
FOREST SERVICE	PROPERTY WORKSHOP	ALBUQUERQUE, NM	662.97	
FOREST SERVICE	PUBLIC AFFAIRS	LAKESWOOD, CO	826.32	
FOREST SERVICE	PUBLIC AFFAIRS/LEGISLATIVE AFFAIRS	WASHINGTON, D.C.	1,627.39	
FOREST SERVICE	PUBLIC AFFAIRS/LEGISLATIVE AFFAIRS ANNUAL CONFERENCE	WASHINGTON, D.C.	1,196.30	
FOREST SERVICE	PUBLIC PARTICIPATION-NANOTECHNOLOGY/NANOSCALE SCIE	ARLINGTON, VA	814.34	
FOREST SERVICE	PLASKI CONFERENCE	SKAMANIA, WA	12,076.38	
FOREST SERVICE	PUMP OPER & MAINT. WATER & WASTEWATER UTILITY	SPokane, WA	1,175.60	
FOREST SERVICE	PYTHON SCRIPTING	SACRAMENTO, CA	180.60	
FOREST SERVICE	Q&A MEASUREMENTS FALL MEETING (R5)	SACRAMENTO, CA	173.75	
FOREST SERVICE	QUAL. UNLIMITED CONFERENCE	PLACERVILLE, CA	1,195.06	
FOREST SERVICE	QUINRA COALITION ANNUAL CONFERENCE	KANSAS CITY, MO	1,252.02	
FOREST SERVICE	R1 FOREST WATER ENGINEERING CONFERENCE	ALBUQUERQUE, NM	344.78	
FOREST SERVICE	R1 OUTFITTER & GUIDE WORKSHOP	MISSOULA, MT	325.10	
FOREST SERVICE	R1 REVISION FOR ENGINEERING COST GUIDE	MISSOULA, MT	528.10	
FOREST SERVICE	R1/R2 FEMA HURRICANE EXERCISE	NEW LONDON, CT	531.32	
FOREST SERVICE	R1/R2 CABLE WORKSHOP	KETCHIKAN, AK	3,718.00	
FOREST SERVICE	R1/R2 CABLE WORKSHOP	KETCHIKAN, AK	3,718.00	
FOREST SERVICE	R1/R2 CABLE WORKSHOP	KETCHIKAN, AK	3,718.00	
FOREST SERVICE	R10 LEADERSHIP MEETING, COPPER RIVER DELTA	COOPER RIVER, AK	1,653.70	
FOREST SERVICE	R10 PARTNERSHIP COUNCIL	ANCHORAGE, AK	1,323.66	
FOREST SERVICE	R10 SILVICULTURE WORKSHOP	JUNEAU, AK	1,804.20	
FOREST SERVICE	R10 TIMBER CRUISER WORKSHOP	JUNEAU, AK	1,352.52	
FOREST SERVICE	R120 PARTNERSHIP COUNCIL	SEWARD, AK	789.66	
FOREST SERVICE	R2 ENERGY TEAM MEETING	LAKESWOOD, CO	425.06	
FOREST SERVICE	R2 LANDS CONFERENCE	LAKESWOOD, CO	1,146.76	
FOREST SERVICE	R2 PUBLIC AFFAIRS CONFERENCE	DENVER, CO	2,404.35	
FOREST SERVICE	R2 PUBLIC AFFAIRS CONFERENCE	DENVER, CO	668.58	
FOREST SERVICE	R2 RANGE AND BOTANY MEETINGS	FT COLLINS, CO	568.64	
FOREST SERVICE	R2 RANGER MEETING	DENVER, CO	725.88	
FOREST SERVICE	R2 SUSTAINABILITY CONFERENCE	FT COLLINS, CO	2,270.16	
FOREST SERVICE	R2 SUSTAINABILITY CONFERENCE	FT COLLINS, CO	2,270.16	
FOREST SERVICE	R2 WILDERNESS MANAGERS WINTER MEETING	EVERGREEN, CO	460.50	
FOREST SERVICE	R5-HUMBOLDT WILDLAND FIRE STUDIES INSTITUTE	SACRAMENTO, CA	776.58	
FOREST SERVICE	R6 AOM OIR MEETING	PORTLAND, OR	841.36	
FOREST SERVICE	R6 BUDGET AND PERFORMANCE ACCOUNTABILITY	NEWPORT, OR	548.18	
FOREST SERVICE	R6 CONVEYANCE WORKSHOP	VANCOUVER, WA	350.44	
FOREST SERVICE	R6 FACILITIES WORKSHOP	PORTLAND, OR	311.90	
FOREST SERVICE	R6 FLEET CONFERENCE	OTTER ROCK, OR	787.00	
FOREST SERVICE	R6 HOTSHOT CONFERENCE	PORTLAND, OR	426.54	
FOREST SERVICE	R6 IN20 THING INS TEAM HABITAT RESTORATION	FLORENCE, OR	631.83	
FOREST SERVICE	R6 REGIONAL FLEET CONFERENCE	UNCLIN, UT	568.50	
FOREST SERVICE	R6 REGIONAL FLEET CONFERENCE	UNCLIN, UT	568.50	
FOREST SERVICE	R6 ROADS MEETING	PORTLAND, OR	243.62	
FOREST SERVICE	R6 SALE PREP WORKSHOP	PORTLAND, OR	2,983.87	

FY 2006

Agency/Name	Conference Name	Location of Travel	Total Costs	Staff Attending
FOREST SERVICE	RE STEWARDSHIP CONTRACT WORKSHOP	NEWPORT, OR	647.50	1
FOREST SERVICE	RE AAR ACTION PLANNING WORKSHOP	ATLANTA, GA	1,248.49	1
FOREST SERVICE	RE AIR PROGRAM REALIGNMENT MEETING	ASHEVILLE, NC	800.75	1
FOREST SERVICE	RE ACM WORKSHOP	CHATTANOOGA, TN	2,431.61	4
FOREST SERVICE	RE BOTANY MEETING	CHATTANOOGA, TN	1,043.21	1
FOREST SERVICE	RE BOTANY MEETING	CHATTANOOGA, TN	775.00	1
FOREST SERVICE	RE BOTANY MEETING	CHATTANOOGA, TN	2,261.02	1
FOREST SERVICE	RE DETAIL - HURRICANE RECOVERY	CHATTANOOGA, TN	150.54	1
FOREST SERVICE	RE ENGINEERS MEETING	CHATTANOOGA, TN	614.85	1
FOREST SERVICE	RE HELICOPTER MANAGER WORKSHOP	MEMPHIS, TN	1,034.20	1
FOREST SERVICE	RE HURRICANE SEASON WORKSHOP	ATLANTA, GA	712.50	1
FOREST SERVICE	RE INTERAGENCY FIRE BUSINESS MANAGEMENT MEETING	LESTON, KY	2,220.83	1
FOREST SERVICE	RE INTERAGENCY FIRE BUSINESS MANAGEMENT MEETING	LESTON, KY	366.93	1
FOREST SERVICE	RE SILVICULTURAL EXAMINATION & PRESCRIPTION SCHOOL	DILLARD, FL	3,555.32	4
FOREST SERVICE	RE STAFF OFFICERS WORKSHOP	CHATTANOOGA, TN	637.79	1
FOREST SERVICE	RE WILDERNESS CONFERENCE	HELEN, GA	583.90	1
FOREST SERVICE	RENA COORDINATION	ANNAPOLIS, MD	347.46	1
FOREST SERVICE	RENA BUYING TEAM WORKSHOP	MARIOTT MEMPHIS	1,111.05	1
FOREST SERVICE	RENA CHANSAW CONFERENCE	CADIZ, KY	2,350.40	2
FOREST SERVICE	RENA PLANNER CONFERENCE	MILWAUKEE, WI	1,079.94	1
FOREST SERVICE	RENA PROPERTY	CINCINNATI, OH	867.04	1
FOREST SERVICE	RE-RE PROGRAM OF ADVANCED SILVICULTURAL STUDIES	ATLANTA, GA	1,363.81	1
FOREST SERVICE	RE-RE NEPA COORDINATORS MEETING	MITCHELL, IN	1,143.48	1
FOREST SERVICE	RE-RE NEPA COORDINATORS MEETING	MILWAUKEE, WI	1,031.45	1
FOREST SERVICE	RE-RE NEPA COORDINATORS MEETING	MILWAUKEE, WI	680.22	2
FOREST SERVICE	RE-RE NEPA COORDINATORS MEETING	MILWAUKEE, WI	271.34	1
FOREST SERVICE	RE-RE NEPA COORDINATORS MEETING	MILWAUKEE, WI	1,711.65	1
FOREST SERVICE	RE-RE NEPA COORDINATORS MEETING	MILWAUKEE, WI	228.30	1
FOREST SERVICE	RE-RE NEPA COORDINATORS MEETING	MILWAUKEE, WI	1,522.97	2
FOREST SERVICE	RE-RE NEPA COORDINATORS MEETING	MILWAUKEE, WI	362.70	1
FOREST SERVICE	RE-RE NEPA COORDINATORS MEETING	MILWAUKEE, WI	849.50	1
FOREST SERVICE	RE-RE NEPA COORDINATORS MEETING	MILWAUKEE, WI	1,387.44	1
FOREST SERVICE	RE-RE NEPA COORDINATORS MEETING	MILWAUKEE, WI	1,109.76	1
FOREST SERVICE	RE-RE NEPA COORDINATORS MEETING	MILWAUKEE, WI	384.76	1
FOREST SERVICE	RE-RE NEPA COORDINATORS MEETING	MILWAUKEE, WI	2,404.80	1
FOREST SERVICE	RE-RE NEPA COORDINATORS MEETING	MILWAUKEE, WI	1,207.48	1
FOREST SERVICE	RE-RE NEPA COORDINATORS MEETING	MILWAUKEE, WI	1,341.96	1
FOREST SERVICE	RE-RE NEPA COORDINATORS MEETING	MILWAUKEE, WI	865.00	6
FOREST SERVICE	RE-RE NEPA COORDINATORS MEETING	MILWAUKEE, WI	1,121.46	1
FOREST SERVICE	RE-RE NEPA COORDINATORS MEETING	MILWAUKEE, WI	790.00	1
FOREST SERVICE	RE-RE NEPA COORDINATORS MEETING	MILWAUKEE, WI	1,408.18	2
FOREST SERVICE	RE-RE NEPA COORDINATORS MEETING	MILWAUKEE, WI	408.90	1
FOREST SERVICE	RE-RE NEPA COORDINATORS MEETING	MILWAUKEE, WI	775.50	1
FOREST SERVICE	RE-RE NEPA COORDINATORS MEETING	MILWAUKEE, WI	40.00	1
FOREST SERVICE	RE-RE NEPA COORDINATORS MEETING	MILWAUKEE, WI	831.60	1
FOREST SERVICE	RE-RE NEPA COORDINATORS MEETING	MILWAUKEE, WI	893.17	1



FY 2008

Agency Name	Conference Name	Location of Travel	Total Costs	Staff Attending
FOREST SERVICE	REC 7	HELEN, GA	461.59	1
FOREST SERVICE	REC WORKSHOP	MAAMOTHLAKES, CA	1,009.62	1
FOREST SERVICE	REC-7 CULTURAL RESOURCE TECH TRNG	ROSEBURG, OR	638.69	1
FOREST SERVICE	RECREATION DIRECTORS MEETING	ALBUQUERQUE, NM	817.50	1
FOREST SERVICE	RECREATION INFORMATION MEETING	RHINELANDER, WI	118.50	1
FOREST SERVICE	RECREATION INFORMATION MEETING	PHOENIX, AZ	560.74	1
FOREST SERVICE	RECREATION STEERING COMMITTEE MEETING	PHOENIX, AZ	1,102.50	1
FOREST SERVICE	RECREATION TEAM MEETING	RENO, NV	281.08	1
FOREST SERVICE	RECREATION TEAM MEETING	WINNEMUCCA, NV	334.50	1
FOREST SERVICE	RECREATION WORKSHOP	LAS VEGAS, NV	2,257.40	1
FOREST SERVICE	RECREATION WORKSHOP	SACRAMENTO, CA	827.42	1
FOREST SERVICE	RECRUITMENT FOR FISHERIES PRESENTATION	REDDING, CA	5,769.00	15
FOREST SERVICE	REDDING HQ LEADERSHIP DEVELOPMENT PROGRAM	REDDING, CA	224.13	1
FOREST SERVICE	REFORESTATION WORKSHOP	MOSCOW, ID	749.28	1
FOREST SERVICE	REG. LEADERSHIP TEAM MTG. & EXPERIMENTAL FOREST MT	SACRAMENTO, CA	330.80	1
FOREST SERVICE	REGENERATION & SEEDLING INVENTORIES TRNG	SACRAMENTO, CA	172.35	1
FOREST SERVICE	REGIONAL 2008 SAFETY WORKSHOP (R3)	DENVER, CO	3,348.00	1
FOREST SERVICE	REGIONAL 2008 SAFETY WORKSHOP (R3)	CHATTANOOGA, TN	461.86	1
FOREST SERVICE	REGIONAL ADMINISTRATIVE OFFICER MEETING (R3)	ALBUQUERQUE, NM	407.96	1
FOREST SERVICE	REGIONAL ART TANKER BASE MNGR WORKSHOP	RENO, NV	985.71	1
FOREST SERVICE	REGIONAL ANNUAL FLEET MANAGERS MEETING	SACRAMENTO, CA	205.75	1
FOREST SERVICE	REGIONAL ANNUAL FUEL MEETING	PORTLAND, OR	800.17	1
FOREST SERVICE	REGIONAL ANNUAL GIS CONFERENCE	SACRAMENTO, CA	113.30	1
FOREST SERVICE	REGIONAL ANNUAL RANGING CONFERENCE	REDDING, CA	881.62	1
FOREST SERVICE	REGIONAL ANNUAL WILDLIFE AND FISH MEETING	ALBUQUERQUE, NM	184.38	1
FOREST SERVICE	REGIONAL ANNUAL WILDLIFE AND FISH MEETING	HOOD RIVER, OR	2,844.19	2
FOREST SERVICE	REGIONAL APPEALS/LITIGATION PLANNING MEETING (R5)	SAN DIEGO, CA	375.88	1
FOREST SERVICE	REGIONAL AQUATIC PROGRAM MANAGERS MEETING	PORTLAND, OR	534.90	1
FOREST SERVICE	REGIONAL ATIS CONTRACT CONSTRUCTION CONFERENCE	REDDING, CA	981.46	1
FOREST SERVICE	REGIONAL BIENNIAL ACQUISITION MANAGEMENT MEETING	CHATTANOOGA, TN	394.76	1
FOREST SERVICE	REGIONAL BIOLOGISTS MEETING	ALBUQUERQUE, NM	694.60	2
FOREST SERVICE	REGIONAL BOTANIST AND ECOLOGIST MEETING	GATLINBURG, TN	3,015.47	5
FOREST SERVICE	REGIONAL BOTANY MEETING	WINTHROP, WA	1,432.76	3
FOREST SERVICE	REGIONAL BOTANY MEETING	DAVIS, CA	217.60	1
FOREST SERVICE	REGIONAL BOTANY MEETING	WIA MTN LODGE, WINTHROP,	520.33	1
FOREST SERVICE	REGIONAL BUDGET OFFICERS MEETING (R6/PNW)	NEWPORT, OR	779.40	1
FOREST SERVICE	REGIONAL CACHE SUBCOMMITTEE ANNUAL MEETING	MCCLELLAN AFB, CA	394.59	1
FOREST SERVICE	REGIONAL CENTRAL PRIORITY & WFRP MEETING (R3)	ALBUQUERQUE, NM	759.56	2
FOREST SERVICE	REGIONAL CHAINSAW COMMITTEE MEETING	RENO, NV	543.48	1
FOREST SERVICE	REGIONAL CHAINSAW CONFERENCE	WISSOLA, MT	588.06	1
FOREST SERVICE	REGIONAL CHAINSAW MEETING (R3)	REDDING, CA	347.46	1
FOREST SERVICE	REGIONAL CHAINSAW REFRESHER AND CLASS FALLER CER	CADIZ, KY	648.00	2
FOREST SERVICE	REGIONAL CHAINSAW SAFETY COORDINATORS ANNUAL MEETING (R2)	FT. COLLINS, CO	1,688.79	2
FOREST SERVICE	REGIONAL DISPATCHERS MEETING (R3)	PHOENIX, AZ	2,481.88	2
FOREST SERVICE	REGIONAL DOLLOP CORPS LEADERSHIP CONFERENCE	SAN FRANCISCO, CA	1,097.57	1
FOREST SERVICE	REGIONAL ENGINEERS ORGANIZATION TEAM	REDDING, CA	523.54	1
FOREST SERVICE	REGIONAL ENGINEERS CONFERENCE (R3)	SANTA FE, NM	1,097.57	1
FOREST SERVICE	REGIONAL ENGINEERS MEETING	DETROIT, MI	496.10	1
FOREST SERVICE	REGIONAL ENGINEERS MEETING	PORTLAND, OR	523.54	1
FOREST SERVICE	REGIONAL ENGINEERS MEETING & ANSI MEETING	PORTLAND, OR	1,684.84	1
FOREST SERVICE	REGIONAL FIRE PLANNING (R3)	SACRAMENTO, CA	496.10	1
FOREST SERVICE	REGIONAL FIRE PREVENTION MEETING (R3)	CLOUDCROFT, NM	496.10	1
FOREST SERVICE	REGIONAL FIRE PREVENTION MEETING	RENO, NV	593.94	1

Agency Name	Conference Name	Location of Travel	Total Costs
FOREST SERVICE	REGIONAL FIRE SAFETY OFFICER CONFERENCE (R9)	MONTERRY, CA	4,543.87
FOREST SERVICE	REGIONAL FIRE SAFETY OFFICER CONFERENCE (R9)	SAN DIEGO, CA	246.48
FOREST SERVICE	REGIONAL FIRE SAFETY OFFICER CONFERENCE (R9)	SAN ANTONIO, TX	1,850.00
FOREST SERVICE	REGIONAL FIRE SAFETY OFFICER CONFERENCE (R9)	SAN LUIS OBISPO, CA	1,850.00
FOREST SERVICE	REGIONAL FISHERIES AND HYDROLOGY WORKSHOP	SANTA CRUZ, CA	1,446.90
FOREST SERVICE	REGIONAL FLEET MANAGERS MEETING	WELCHES, OR	371.57
FOREST SERVICE	REGIONAL FLEET MANAGERS MEETING	WELCHES, OR	371.57
FOREST SERVICE	REGIONAL FMO MEETING	WENOOVER, NV	205.98
FOREST SERVICE	REGIONAL TWO MEETING	SACRAMENTO, CA	883.04
FOREST SERVICE	REGIONAL FOREST ENGINEERING MEETING	KALISPELL, MT	548.10
FOREST SERVICE	REGIONAL FOREST ENGINEERS MEETING(RS)	SANTA FE, NM	221.04
FOREST SERVICE	REGIONAL FOREST ENGINEERS MEETING(RS)	PORTLAND, OR	797.12
FOREST SERVICE	REGIONAL FPA WORKSHOP	HOOD RIVER, OR	1,252.92
FOREST SERVICE	REGIONAL FUELS CONFERENCE	MILWAUKEE, WI	1,818.31
FOREST SERVICE	REGIONAL GIS MEETING REGIONAL PLANNING MEETING (R9)	PRESGOTT, AZ	567.93
FOREST SERVICE	REGIONAL GIS MEETING REGIONAL PLANNING MEETING (R9)	PHOENIX, AZ	567.93
FOREST SERVICE	REGIONAL HELICOPTER MANAGER CONFERENCE	EUGENE, OR	1,004.41
FOREST SERVICE	REGIONAL HELICOPTER MANAGER CONFERENCE	MEMPHIS, TN	562.34
FOREST SERVICE	REGIONAL HERITAGE ANNUAL MEETING	NELSONVILLE, OH	1,037.40
FOREST SERVICE	REGIONAL HERITAGE RESOURCE PROG MGR ANNUAL MTG	VENTURA, CA	325.70
FOREST SERVICE	REGIONAL HOT SHOT WORKSHOP	RENO, NV	570.94
FOREST SERVICE	REGIONAL HOT SHOT WORKSHOP	RENO, NV	570.94
FOREST SERVICE	REGIONAL INTEGRATION WORKSHOP	ALBUQUERQUE, NM	367.20
FOREST SERVICE	REGIONAL INTERAGENCY HOTSHOT CONFERENCE (R9)	PHOENIX, AZ	1,033.60
FOREST SERVICE	REGIONAL INTERAGENCY HOTSHOT CREW CONFERENCE (R9)	PHOENIX, AZ	474.85
FOREST SERVICE	REGIONAL INTERPRETIVE ASSOCIATIONS WORKSHOP	MEAS BAY, CA	1,198.07
FOREST SERVICE	REGIONAL INTERPRETIVE ASSOCIATIONS WORKSHOP	MEAS BAY, CA	1,198.07
FOREST SERVICE	REGIONAL INVASIVE PLANT EIS ROLL OUT	OFFICE IN BAKER CITY, OR	122.10
FOREST SERVICE	REGIONAL K-1 WORKSHOP	ALEXANDRIA, LA	979.92
FOREST SERVICE	REGIONAL K-V WORKSHOP-RUSSELLVILLE AR	RUSSELLVILLE, ARKANSAS	1,037.41
FOREST SERVICE	REGIONAL LANDS MEETING	GOLDEN, CO	623.94
FOREST SERVICE	REGIONAL LANDS MEETING	GOLDEN, CO	623.94
FOREST SERVICE	REGIONAL LEADERSHIP TEAM MEETING	EUGENE, OR	732.19
FOREST SERVICE	REGIONAL LEADERSHIP TEAM MEETING	TELLURIDE, CO	1,446.75
FOREST SERVICE	REGIONAL LEADERSHIP TEAM MEETING	PORTLAND, OR	502.26
FOREST SERVICE	REGIONAL LEADERSHIP TEAM MEETING	PORTLAND, OR	502.26
FOREST SERVICE	REGIONAL LEADERSHIP TEAM MEETING	MCCKENZIE BRIDGE, OR	35.22
FOREST SERVICE	REGIONAL LEADERSHIP TEAM MEETING	JANEAU, AK	1,045.91
FOREST SERVICE	REGIONAL LEADERSHIP TEAM MEETING	SACRAMENTO, CA	493.30
FOREST SERVICE	REGIONAL LEADERSHIP TEAM MEETING	CHATTANOOGA, TN	1,037.42
FOREST SERVICE	REGIONAL LEADERSHIP TEAM MEETING	ALBUQUERQUE, NM	3,159.44
FOREST SERVICE	REGIONAL LEADERSHIP TEAM MEETING	ALBUQUERQUE, NM	3,159.44
FOREST SERVICE	REGIONAL LEADERSHIP TEAM MEETING	ATLANTA, GA	722.10
FOREST SERVICE	REGIONAL LEADERSHIP TEAM MEETING	BROOMFIELD, CO	489.59
FOREST SERVICE	REGIONAL LINE OFFICERS CONFERENCE	POCATELLO, ID	1,207.48
FOREST SERVICE	REGIONAL LINE OFFICERS CONFERENCE	ALBUQUERQUE, NM	528.19
FOREST SERVICE	REGIONAL NATIONAL SAFETY CONFERENCE (R1)	JACKSONVILLE, FL	462.76
FOREST SERVICE	REGIONAL NATIONAL SAFETY CONFERENCE (R9B)	JACKSONVILLE, FL	462.76
FOREST SERVICE	REGIONAL OFFICE PRESENTATION OF ASPA	REDDING, CA	177.13
FOREST SERVICE	REGIONAL OFFICE PUBLIC AFFAIRS STAFF MEETING	FLORENCE, OR	546.18
FOREST SERVICE	REGIONAL PARTNERSHIP CONFERENCE	SECONA, AZ	1,265.76
FOREST SERVICE	REGIONAL PARTNERSHIP CONFERENCE	SECONA, AZ	1,265.76
FOREST SERVICE	REGIONAL PROPERTY CONFERENCE (R8 A,R9)	CINCINNATI, OH	2,069.82
FOREST SERVICE	REGIONAL PUBLIC AFFAIRS OFFICER CONFERENCE (R9)	TACS, NM	2,127.64
FOREST SERVICE	REGIONAL RANGE ANALYSIS WORKSHOP	REDMOND, OR	968.43
FOREST SERVICE	REGIONAL RANGE PERMIT ADMINISTRATION	LAYTON UT	615.00
FOREST SERVICE	REGIONAL RANGE PERMIT ADMINISTRATION	LAYTON UT	615.00
FOREST SERVICE	REGIONAL RANGE PERMIT ADMINISTRATION	LAYTON UT	615.00

FY 2008

Agency Name	Conference Name	Location of Travel	Total Costs	Staff Attending
FOREST SERVICE	REGIONAL RECREATION COMMUNICATIONS STRATEGY WTS	GOLDEN, CO	789.28	1
FOREST SERVICE	REGIONAL REFORESTATION WORKSHOP	MANITOU SPRINGS, CO	152.50	1
FOREST SERVICE	REGIONAL ROAD AND TRAIL CAPITAL INVESTMENT PROPOSAL	SALT LAKE CITY, UT	825.75	1
FOREST SERVICE	REGIONAL ROADS CONFERENCE (R6)	TIGARD, OR	2,148.84	7
FOREST SERVICE	REGIONAL ROLL-OUT OF LANDPIRE	PORTLAND, OR	592.39	1
FOREST SERVICE	REGIONAL ROLL-OUT OF LANDPIRE	PORTLAND, OR	592.39	1
FOREST SERVICE	REGIONAL SAFETY & HEALTH LEADERSHIP TEAM (R3)	ALBUQUERQUE, NM	122.50	1
FOREST SERVICE	REGIONAL SAFETY CONFERENCE (R6)	DENVER, CO	195.96	1
FOREST SERVICE	REGIONAL SAFETY CONFERENCE (R6)	ONTARIO, CA	342.00	1
FOREST SERVICE	REGIONAL SAFETY CONFERENCE (R6)	BAKER CITY, OR	123.30	1
FOREST SERVICE	REGIONAL SAFETY CONFERENCE (R6)	MILWAUKEE, WI	1,508.37	1
FOREST SERVICE	REGIONAL SAFETY COUNCIL MEETING (R6)	ALBUQUERQUE, NM	24.00	1
FOREST SERVICE	REGIONAL SAFETY MEETING (R6)	PHOENIX, AZ	1,233.98	1
FOREST SERVICE	REGIONAL SAFETY OFFICERS CONFERENCE (R6)	SECONA, AZ	740.19	1
FOREST SERVICE	REGIONAL SAFETY OFFICERS CONFERENCE (R6)	MONTREY, CA	3,843.07	1
FOREST SERVICE	REGIONAL SAFETY OFFICERS CONFERENCE (R6)	ANGELICA, NY	1,101.49	1
FOREST SERVICE	REGIONAL SAFETY OFFICERS CONFERENCE (R6)	SAN DIEGO, CA	869.85	1
FOREST SERVICE	REGIONAL SAFETY OFFICERS CONFERENCE (R6)	RENO, NV	983.38	1
FOREST SERVICE	REGIONAL SAFETY OFFICERS MEETING (R6)	CROSSETT, AR	688.50	1
FOREST SERVICE	REGIONAL SILVICULTURE, ECOLOGY & BOTANY MEETING	MUNISING, MI	995.90	2
FOREST SERVICE	REGIONAL SOIL & WATER CONFERENCE	VAIL, CO	354.12	1
FOREST SERVICE	REGIONAL SPECIAL AREAS WORKING GROUP MEETING (R6)	ALBUQUERQUE, NM	477.53	1
FOREST SERVICE	REGIONAL SPRING FIRE MANAGEMENT OFFICERS MEETING (R6)	ALBUQUERQUE, NM	553.00	1
FOREST SERVICE	REGIONAL SPRING FIRE MANAGEMENT OFFICERS MEETING (R6)	MISSOULA, MT	283.11	1
FOREST SERVICE	REGIONAL VEGETATION MAPPING WORKSHOP	BEND, OR	253.40	1
FOREST SERVICE	REGIONAL WILDERNESS WORKSHOP (R6)	FLAGSTAFF, AZ	1,599.87	1
FOREST SERVICE	REGIONAL WILDLIFE MEETING	ALBUQUERQUE, NM	271.34	1
FOREST SERVICE	REGIONAL WILDLIFE MEETING	JACKSONVILLE, FL	1,380.30	1
FOREST SERVICE	REGIONAL WILDLIFE MEETING	PARTY CITY, UT	1,172.34	6
FOREST SERVICE	REMOTE SENSING AND ANNUAL MEETING	ATLANTA, GA	2,773.55	1
FOREST SERVICE	REMOTE SENSING CONFERENCE	SALT LAKE CITY, UT	1,893.28	1
FOREST SERVICE	RESEARCH WORK UNIT PLANNING MEETING	ATLANTA, GA	412.28	1
FOREST SERVICE	RESIDENTIAL INSPECTION INSTITUTE	AUSTIN, TX	1,657.74	1
FOREST SERVICE	RESIDENTIAL INSPECTION INSTITUTE	BOISE, ID	495.95	1
FOREST SERVICE	RESOURCE ADVISORY & PROVINCIAL ADVISORY COMMITTEE	WASHINGTON, DC	217.00	1
FOREST SERVICE	RESOURCE ALLOCATION TEAM MEETING	PETERSBURG, AK	524.00	1
FOREST SERVICE	RESOURCE ORDER FOR THE CHIPPEAN RIDGE WPU INCIDENT	MONTICELLO, UT	861.73	1
FOREST SERVICE	RESOURCE ORDERING AND STATUS SYSTEM	SACRAMENTO, CA	2,154.36	1
FOREST SERVICE	RESTORING THE WEST 2008: ASPEN RESTORATION	BOZAN, UT	548.60	2
FOREST SERVICE	RETIREMENT SEMINAR	SAN DIEGO, CA	304.83	1
FOREST SERVICE	RETIREMENT SEMINAR	REDDING, CA	455.01	1
FOREST SERVICE	RETIREMENT SEMINAR	PHILADELPHIA, PA	738.48	1
FOREST SERVICE	RETIREMENT SEMINAR	LAKEWOOD, CO	739.24	1
FOREST SERVICE	RETIREMENT SEMINAR	JOHNSTOWN, PA	305.88	1
FOREST SERVICE	RETIREMENT SEMINAR	COEUR D'ALENE, ID	400.96	1
FOREST SERVICE	RETIREMENT SEMINAR	FRESNO, CA	438.50	1
FOREST SERVICE	RETIREMENT SEMINAR	BEND, OR	2,682.50	2
FOREST SERVICE	RETIREMENT SEMINAR	ABINGDON, VA	282.90	1
FOREST SERVICE	RETIREMENT SEMINAR	ATLANTA, GA	776.49	1
FOREST SERVICE	RETIREMENT SEMINAR	BEVERLY, CA	1,289.93	1
FOREST SERVICE	RETIREMENT SEMINAR	JACKSONVILLE, FL	1,289.93	1

Agency Name	Conference Name	Location of Travel	Total Costs	Staff Allocation
FOREST SERVICE	RETIREMENT SEMINAR	CODY, WY	600.00	1
FOREST SERVICE	REVIEW OF REGIONAL AQUATIC SUSTAINABILITY PROCESS	PORTLAND, OR	322.48	1
FOREST SERVICE	RHWG COMMITTEE MEETING	SACRAMENTO, CA	337.25	1
FOREST SERVICE	RIPARIAN WORKSHOP	PORTLAND, OR	294.49	1
FOREST SERVICE	RIPARIAN DESIGN LOCATION	RICHFIELD, UT	294.49	1
FOREST SERVICE	RIVER RESTORATION SHORT COURSE	VANCOUVER, WA	545.60	1
FOREST SERVICE	RLT MTG & ACCIDENT INVESTIGATION	OGDEN, UT	725.55	1
FOREST SERVICE	RMASIT	GOLDEN, CO CORONAL OFFICE	861.78	1
FOREST SERVICE	RMOS BURN BOSS MEETING	ASHLAND, OR	789.84	2
FOREST SERVICE	RO AQUATIC ORGANISM PASSAGE COURSE	ASHLAND, WI	237.00	1
FOREST SERVICE	ROAD MANAGERS MEETING (RS)	RENO, NV	781.53	2
FOREST SERVICE	ROAD MANAGERS WORKSHOP	RENO, NV	1,785.60	2
FOREST SERVICE	ROADS ENGINEERS MEETING	DESTIN, FL	376.67	1
FOREST SERVICE	ROADS WORKSHOP	PORTLAND, OR	1,938.92	4
FOREST SERVICE	ROADS ENGINEERING MEETING	PORTLAND, OR	1,938.92	4
FOREST SERVICE	ROADS&BLOG GIP MEETING	DESTIN, FL	572.81	1
FOREST SERVICE	ROCKY MOUNTAIN RESEARCH STATION INVASIVES RESEARCH	ALBUQUERQUE, NM	394.75	1
FOREST SERVICE	ROCKY/BASIN ITC WORKSHOP	CHANDLER, AZ	637.74	1
FOREST SERVICE	ROQUE-SISKIYOU FIRE MEETING	GOLD BEACH, OR	159.70	1
FOREST SERVICE	ROUND TABLE 2006	PORTLAND, OR	1,179.70	1
FOREST SERVICE	ROUSSELVILLE FIRE GROUP	PORTLAND, OR	1,179.70	1
FOREST SERVICE	ROUSSELVILLE TRNG APPLIED FLUVIAL GEOMORPHOLOGY	FORT WORTH, TX	2,706.29	1
FOREST SERVICE	ROTATOR & WING CONFERENCE	TRAVERSE CITY, MI	248.40	1
FOREST SERVICE	ROUND TABLE 2006	SANTA FE, NM	1,769.54	1
FOREST SERVICE	ROUNDABLE ON SUSTAINABLE FORESTS	WASHINGTON D.C.	1,376.06	1
FOREST SERVICE	ROUTED US NATIONAL SYMPOSIUM	SALT LAKE CITY, UT	1,402.97	1
FOREST SERVICE	RSAC MAGAZINE WORKSHOP	SALT LAKE CITY, UT	1,402.97	1
FOREST SERVICE	RSAC STEREO ANALYST & FEATURE ANALYST TRNG	SALT LAKE CITY, UT	1,310.17	1
FOREST SERVICE	RS-FMP PRESENTATION TO REGIONAL FORESTOR	PORTLAND, OR	298.63	1
FOREST SERVICE	RT-372 HELICOPTER MANAGER WORKSHOP	ALBUQUERQUE, NM	1,840.07	3
FOREST SERVICE	RT-372 HELICOPTER MANAGER WORKSHOP	MURKIN, TN	899.23	1
FOREST SERVICE	RURAL ECONOMIC FORUM	MERRITT, VT	221.04	1
FOREST SERVICE	RURAL ECONOMIC FORUM	MERRITT, NM	221.04	1
FOREST SERVICE	RURAL WATER 2006 ANNUAL CONFERENCE	GEORGE, UT	709.75	1
FOREST SERVICE	RURAL WATER OF UTAH USERS CONFERENCE	ST. GEORGE, UT	217.20	1
FOREST SERVICE	RUSTS WORKSHOP	KINGS BEACH, CA	1,173.88	1
FOREST SERVICE	RX 300 BURN BOSS CLASS	TUCSON, AZ	1,652.22	1
FOREST SERVICE	RX 300 BURN BOSS CLASS	SANTA FE, NM	521.61	3
FOREST SERVICE	RX 300 BURN BOSS CLASS	REDMOND, OR	3,236.36	3
FOREST SERVICE	RX 300 BURN BOSS CLASS	CODY, WY	3,236.36	3
FOREST SERVICE	RX 300 BURN BOSS CLASS	CODY, WYOMING	966.32	1
FOREST SERVICE	RX 410 SMOKE MANAGEMENT TECHNIQUES	DESCHUTES, OR	914.96	1
FOREST SERVICE	RX 410 SMOKE MANAGEMENT TECHNIQUES	BENO, OR	614.90	1
FOREST SERVICE	RX 410 SMOKE MANAGEMENT TECHNIQUES	ST. LOUIS, MO	2,650.34	4
FOREST SERVICE	RX 410 SMOKE MANAGEMENT TECHNIQUES	REDMOND, OR	4,664.86	7
FOREST SERVICE	RX 410 APPLIED FIRE EFFECTS	TUCSON, AZ	5,961.93	8
FOREST SERVICE	RX 410 APPLIED FIRE EFFECTS	LISEON, NO	1,099.50	1
FOREST SERVICE	RX BURN	DESCHUTES, OR	1,835.65	1
FOREST SERVICE	S 361 SITUATION UNIT LEADER	FOAMORE, VA	625.50	1
FOREST SERVICE	S 381 INCIDENT LEADERSHIP	KEVIN COUNTY, CA	305.28	1
FOREST SERVICE	S-211 PORTABLE PUMPS	WELLSVILLE, PA	1,320.94	1
FOREST SERVICE	S-240 FIRE COURSE	BROOKSVILLE, FL	234.50	1
FOREST SERVICE	S-240 FIRE COURSE	WELLS, FL	234.50	2
FOREST SERVICE	S-260 FIRE COURSE	SACRAMENTO, CA	501.82	1
FOREST SERVICE	S-270 BASIC AIR OPERATIONS	SUFFOLK, NY	932.96	1
FOREST SERVICE	S-270 BASIC AIR OPERATIONS	UNION, NJ	932.96	1

FY 2006

Agency Name	Conference Name	Location of Travel	Total Costs	Staff Awarding
FOREST SERVICE	S-290 INTERMEDIATE FIRE BEHAVIOR	BOISE, ID	745.77	1
FOREST SERVICE	S-290 INTERMEDIATE FIRE BEHAVIOR	BLACK MOUNTAIN, NC	144.41	1
FOREST SERVICE	S-290 INTERMEDIATE FIRE BEHAVIOR	SPARKS, NV	621.90	1
FOREST SERVICE	S-290 INTERMEDIATE FIRE BEHAVIOR	SACRAMENTO, CA	374.50	1
FOREST SERVICE	S-290 INTERMEDIATE FIRE BEHAVIOR	CEDAR CITY, UT	1,313.22	1
FOREST SERVICE	S-290 INTERMEDIATE WILDLAND FIRE BEHAVIOR	BOISE, ID	688.00	2
FOREST SERVICE	S-300 INCIDENT COMMANDER EXTENDED	NATIONAL INTER AGENCY		
FOREST SERVICE	S-300 INCIDENT COMMANDER EXTENDED	FIRE CENTER		
FOREST SERVICE	S-330 STRIKE TEAM LEADER/TASK FORCE LEADER	REDDING, CA	878.22	2
FOREST SERVICE	S-330 STRIKE TEAM LEADER/TASK FORCE LEADER	GRAND RAPIDS, MN	916.69	1
FOREST SERVICE	S-330 STRIKE TEAM LEADER/TASK FORCE LEADER	SILVER CITY, NM	1,324.32	4
FOREST SERVICE	S-330 STRIKE TEAM LEADER/TASK FORCE LEADER	VANDENBURG, CA	422.50	1
FOREST SERVICE	S-330 STRIKE TEAM LEADER/TASK FORCE LEADER	BOISE, ID	359.00	1
FOREST SERVICE	S-330 STRIKE TEAM LEADER/TASK FORCE LEADER	NORTHERN CALIFORNIA	468.94	1
FOREST SERVICE	S-330 STRIKE TEAM LEADER/TASK FORCE LEADER	TRAINING CENTER		
FOREST SERVICE	S-330 STRIKE TEAM LEADER/TASK FORCE LEADER	MISSOULA, MT	131.26	1
FOREST SERVICE	S-336 FIRE SUPPRESSION TATICS	VANDENBURG, CA	422.50	1
FOREST SERVICE	S-336 DIVISION GROUP SUPERVISOR	NATIONAL INTER AGENCY	284.56	1
FOREST SERVICE	S-340 HSP	MISSOULA, MT	1,109.86	2
FOREST SERVICE	S-347/348 DEMO/RESOURCE UNIT LEADER	REDDING, CA	574.00	1
FOREST SERVICE	S-354 FACILITIES UNIT LEADER	FLINTRIDGE, CA	1,047.88	1
FOREST SERVICE	S-355 GROUND SUPPORT UNIT LEADER	SCOTTSDALE, AZ	1,068.18	1
FOREST SERVICE	S-358 COMM UNIT LEADER COURSE	MISSOULA, MT	512.50	1
FOREST SERVICE	S-359 FINANCIAL/INVENTORY/PROCUREMENT UNIT LEADER	BOISE, ID	4,493.00	4
FOREST SERVICE	S-372 HELICOPTER MANAGER	REDDING, CA	674.86	1
FOREST SERVICE	S-372 HELICOPTER MANAGER	REDDING, CA	666.50	1
FOREST SERVICE	S-378 AIR TACTICAL GROUP SUPERVISOR COURSE	SACRAMENTO, CA	4,166.83	6
FOREST SERVICE	S-390 FIRE BEHAVIOR CALCULATIONS	MISSOULA, MT	1,496.03	1
FOREST SERVICE	S-390 FIRE BEHAVIOR CALCULATIONS	REDDING, CA	764.86	1
FOREST SERVICE	S-390 FIRE BEHAVIOR CALCULATIONS	ST. LOUIS, MO	745.10	2
FOREST SERVICE	S-390 FIRE BEHAVIOR CALCULATIONS	PALM COAST, FL	217.50	1
FOREST SERVICE	S-390 FIRE BEHAVIOR CALCULATIONS	BAKERSFIELD, CA	123.40	1
FOREST SERVICE	S-400 TYPE 2 IC	SACRAMENTO, CA	518.62	1
FOREST SERVICE	S-403 INSTRUCTOR CLASS	REDDING, CA	789.00	2
FOREST SERVICE	S-403 INSTRUCTOR CLASS	BOISE, ID	655.00	1
FOREST SERVICE	S-410 FIRE EFFECTOR	SACRAMENTO, CA	777.86	1
FOREST SERVICE	S-410 SMOKE MANAGEMENT	SACRAMENTO, CA	2,370.61	2
FOREST SERVICE	S-420 COMMAND & GENERAL STAFF TRNG, CS	REDDING, CA	278.11	1
FOREST SERVICE	S-420 COMMAND & GENERAL STAFF TRNG, CS	BOISE, ID	1,108.49	1
FOREST SERVICE	S-420 COMMAND & GENERAL STAFF TRNG, CS	BUSHNELL, FL	571.91	3
FOREST SERVICE	S-420 COMMAND & GENERAL STAFF TRNG, CS	KINSTON, NC	5,071.01	3
FOREST SERVICE	S-430 FIRE COURSE	REDDING, CA	625.00	1
FOREST SERVICE	S-430 FIRE COURSE	JACKSON, MS	2,410.10	1
FOREST SERVICE	S-490 ADVANCED FIRE BEHAVIOR	SACRAMENTO, CA	1,333.55	3
FOREST SERVICE	S-490 ADVANCED FIRE BEHAVIOR	DESCHUTES, OR	616.90	1
FOREST SERVICE	S-490 ADVANCED FIRE BEHAVIOR	REDDING, CA	383.58	2
FOREST SERVICE	S-490 ADVANCED FIRE BEHAVIOR	PENASCO, FL	655.80	1
FOREST SERVICE	S-491 - NATIONAL FIRE DANGER RATING SYSTEM	REDDING, CA	3,825.20	3
FOREST SERVICE	S-491 - NATIONAL FIRE DANGER RATING SYSTEM	NGC NATIONAL	843.35	1
FOREST SERVICE	S-491 - NATIONAL FIRE DANGER RATING SYSTEM	CONSERVATION TRAINING CENTER		
FOREST SERVICE	S-491 - NATIONAL FIRE DANGER RATING SYSTEM	SHEPHERDSTOWN, WV	2,393.94	2
FOREST SERVICE	S-491 - NATIONAL FIRE DANGER RATING SYSTEM	REDDING, CA	6,133.19	1
FOREST SERVICE	S-499 CHORE MEETING	SACRAMENTO, CA	1,393.11	1

FY 2006

Agency Name	Conference Name	Location of Travel	Total Costs	Staff Attending
FOREST SERVICE	S-420 CADRE MEETING	TUCSON, AZ	715.70	1
FOREST SERVICE	S-580 ADVANCED FIRE USE APPLICATIONS	BOISE, ID	752.32	1
FOREST SERVICE	S-580 ADVANCED FIRE USE APPLICATIONS	TUCSON, AZ	8,572.42	5
FOREST SERVICE	S-580 PRESCRIBED FIRE BEHAVIOR ANALYST	BOISE, ID	1,774.03	1
FOREST SERVICE	S-590 NATIONAL CONVENTION	TUCSON, AZ	9,979.93	4
FOREST SERVICE	SAF 2005 NATIONAL CONVENTION	SHERIDANSTOWN, WV	2,392.99	5
FOREST SERVICE	SAF 2005 NATIONAL CONVENTION	CHATTANOOGA, TN	4,709.01	5
FOREST SERVICE	SAF OREGON STATE MEETING	COOS BAY, OR	602.69	1
FOREST SERVICE	SAF WASHINGTON STATE MEETING	CHLAN, WASHINGTON	557.80	1
FOREST SERVICE	SAFETY CONFERENCE	PASADENA, CA	848.18	1
FOREST SERVICE	SAFETY FOR SUPERVISORS	CEDAR CITY, UT	113.45	1
FOREST SERVICE	SAFETY FOR SUPERVISORS	LEWIS, ID	986.75	1
FOREST SERVICE	SAFETY FOR SUPERVISORS	TOKOPAH, NV	891.55	9
FOREST SERVICE	SAFETY MANAGER COURSE	LAS VEGAS, NV	1,016.73	1
FOREST SERVICE	SAFETY MEETING REGIONAL MEETING	ATLANTA, GA	1,741.34	1
FOREST SERVICE	SAFETY OFFICERS MEETING	PORTLAND, OR	596.86	1
FOREST SERVICE	SAFETY OFFICERS WORKSHOP	PHILADELPHIA, PA	6,882.79	9
FOREST SERVICE	SAGE 2006 CONFERENCE	ANCHORAGE, AK	2,124.25	1
FOREST SERVICE	SALE AREA PREPARATION	ANCHORAGE, AK	312.76	1
FOREST SERVICE	SALE ADMINISTRATION CERTIFICATION	RENO, NV	1,307.67	1
FOREST SERVICE	SALE AREA LAYOUT AND HARVESTING INSTITUTE	SALEM, MO	1,067.58	2
FOREST SERVICE	SALE PREPARATION	CORVALLIS, OR	612.50	1
FOREST SERVICE	SAMPLING AND TESTING MATERIALS	PORTLAND, OR	489.47	1
FOREST SERVICE	SAFETY MANAGER COURSE	EUGENE, OR	1,893.51	1
FOREST SERVICE	SAFESSEMINAR ON CHANGING	PORTLAND, OR	391.15	1
FOREST SERVICE	SAFESSEMINAR ON CHANGING	PORTLAND, OR	391.15	1
FOREST SERVICE	SAS PROGRAMMING ESSENTIALS	SEATTLE, WA	1,935.71	1
FOREST SERVICE	SAW CLASS	RIFLE, CO	40.00	1
FOREST SERVICE	SAW CONFERENCE	CADIZ, KY	1,677.62	1
FOREST SERVICE	SAW SCHOOL	DUBOIS, WY	957.80	1
FOREST SERVICE	SAWTOOTH TRAILS WORKSHOP	SUN VALLEY, ID	3,098.60	3
FOREST SERVICE	SCIENCE & MGMT HEADWATER STREAMS	PORTLAND, OR	1,870.29	2
FOREST SERVICE	SCIENCE & MGMT HEADWATER STREAMS	CORVALLIS, OR	454.66	1
FOREST SERVICE	SCIENCE AND ENGINEERING RESEARCH SYMPOSIUM	CHICO, CA	1,218.65	1
FOREST SERVICE	SCIENCE BASED FUELS MGMT PLANNING	MISSOULA, MT	671.26	1
FOREST SERVICE	SCIENCE CONFERENCE	MAMMOTH, WY	165.42	1
FOREST SERVICE	SCIENCE MEETING OF THE FPA	BOISE, ID	957.79	1
FOREST SERVICE	SCIENCE OF JOBS	BOISE, ID	2,637.69	1
FOREST SERVICE	SCIENTIST MEETING	HANGZHOUL, CHINA	4,863.43	7
FOREST SERVICE	SCSEPP ADVISORY BOARD MEETING	SANTA FE, NM	444.96	1
FOREST SERVICE	SD GROUND WATER CONFERENCE	PHILADELPHIA, PA	122.70	1
FOREST SERVICE	SD GROUND WATER CONFERENCE	PIERRE, SD	542.20	1
FOREST SERVICE	SD TOURISM CONFERENCE	PIERRE, SD	409.40	1
FOREST SERVICE	SEMINAR ON CHANGING	CHATTANOOGA, TN	1,077.92	1
FOREST SERVICE	SEMINAR ON CHANGING	CHARLESTON, SC	108.40	1
FOREST SERVICE	SEED IDENTIFICATION & COLLECTION WORKSHOP	WATERSHED, MI	1,573.56	1
FOREST SERVICE	SEMINAR AT LINCOLN UNWORKSHOP MTS/SAF CONVENTION	JEFFERSON CITY, MO	709.50	1
FOREST SERVICE	SEMINAR LEADER	TUCSON, AZ	2,405.74	1
FOREST SERVICE	SEMINAR LEADER	PORTLAND, OR	2,981.29	1
FOREST SERVICE	SEMINAR LEADER	WASHINGTON D.C.	1,538.76	1
FOREST SERVICE	SEMINAR LEADER	LAKESIDE, UT	1,538.76	1
FOREST SERVICE	SEMINAR LEADER	ASHVEILLE, NC	3,184.08	3

Agency Name	Conference Name	Location of Travel	Total Costs	Start Date/End
FOREST SERVICE	SENIOR LEADER PROGRAM	BRAYSON CENTER, POTOMAC MD	1,803.41	1
FOREST SERVICE	SENIOR LEADER PROGRAM	MATAMORAS, PA	473.24	1
FOREST SERVICE	SENIOR LEADER PROGRAM	SALT LAKE CITY, UT	7,555.93	5
FOREST SERVICE	SENIOR LEADER PROGRAM	WHEATSTONE TOWN, WV	3,443.15	1
FOREST SERVICE	SENIOR LEADER PROGRAM	KEYSTONE, SD	204.01	1
FOREST SERVICE	SENIOR LEADER PROGRAM	PHOENIX, AZ	884.24	1
FOREST SERVICE	SENIOR LEADER PROGRAM	BANFF, CANADA	3,820.88	1
FOREST SERVICE	SENIOR LEADER PROGRAM	REDDING, CA	142.00	1
FOREST SERVICE	SENIOR LEADER PROGRAM	NASHVILLE, TN	2,431.85	1
FOREST SERVICE	SENIOR LEADER PROGRAM	JACKSONVILLE, FL	524.65	1
FOREST SERVICE	SENIOR LEADER PROGRAM	ANDERSON FAIRGROUNDS	710.42	1
FOREST SERVICE	SENIOR LEADER PROGRAM	ASHLAND, OR	307.14	1
FOREST SERVICE	SENIOR LEADER PROGRAM	GRAND RAPIDS, MI	635.07	1
FOREST SERVICE	SENIOR LEADER PROGRAM	ODEN, UT	793.46	1
FOREST SERVICE	SENIOR LEADER PROGRAM	MAINTON, AZ	4,000.00	3
FOREST SERVICE	SENIOR LEADER PROGRAM	NAFERTY	692.01	1
FOREST SERVICE	SENIOR LEADER PROGRAM	PENDELTON, OR	104.40	1
FOREST SERVICE	SENIOR LEADER PROGRAM	NEWPORT, OR	235.27	1
FOREST SERVICE	SENIOR LEADER PROGRAM	CHICAGO, IL	789.91	1
FOREST SERVICE	SENIOR LEADER PROGRAM	BLUE RIVER, OR	71.08	1
FOREST SERVICE	SENIOR LEADER PROGRAM	OCEAN SHORES, WA	434.45	1
FOREST SERVICE	SENIOR LEADER PROGRAM	RICHMOND, VA	5,054.87	4
FOREST SERVICE	SENIOR LEADER PROGRAM	COLUMBUS, IN	842.02	1
FOREST SERVICE	SENIOR LEADER PROGRAM	NCC - BOISE, IDAHO	1,672.21	1
FOREST SERVICE	SENIOR LEADER PROGRAM	SACRAMENTO, CA	992.95	1
FOREST SERVICE	SENIOR LEADER PROGRAM	SACRAMENTO, CA	1,565.00	1
FOREST SERVICE	SENIOR LEADER PROGRAM	HOT SPRINGS, AR	1,309.25	1
FOREST SERVICE	SENIOR LEADER PROGRAM	PETERSBURG, AK	3,158.18	1
FOREST SERVICE	SENIOR LEADER PROGRAM	GOLDEN, CO	1,604.00	1
FOREST SERVICE	SENIOR LEADER PROGRAM	FORT WORTH, TX	1,293.28	1
FOREST SERVICE	SENIOR LEADER PROGRAM	VENTURA, CA	1,442.25	2
FOREST SERVICE	SENIOR LEADER PROGRAM	OLYMPIA, WA	486.78	1
FOREST SERVICE	SENIOR LEADER PROGRAM	OLYMPIA, WA	652.55	1
FOREST SERVICE	SENIOR LEADER PROGRAM	SEATTLE, WA	2,178.11	1
FOREST SERVICE	SENIOR LEADER PROGRAM	VANCOUVER, CANADA	2,352.14	1
FOREST SERVICE	SENIOR LEADER PROGRAM	PELLINGHAM, WA	2,369.21	1
FOREST SERVICE	SENIOR LEADER PROGRAM	GLOBE, AZ	188.11	1
FOREST SERVICE	SENIOR LEADER PROGRAM	LAS VEGAS, NV	2,713.94	1
FOREST SERVICE	SENIOR LEADER PROGRAM	SAN JUAN, PR	3,980.92	2
FOREST SERVICE	SENIOR LEADER PROGRAM	FORT WORTH, TX	12,350.92	9
FOREST SERVICE	SENIOR LEADER PROGRAM	KELSO, WA	450.44	1
FOREST SERVICE	SENIOR LEADER PROGRAM	ANCHORAGE, AK	2,602.61	1
FOREST SERVICE	SENIOR LEADER PROGRAM	SAN JOSE, CA	1,899.15	1
FOREST SERVICE	SENIOR LEADER PROGRAM	KEYSTONE, CO	977.20	1
FOREST SERVICE	SENIOR LEADER PROGRAM	COEUR D'ALENE, ID	313.36	1
FOREST SERVICE	SENIOR LEADER PROGRAM	MILWAUKEE, WI	1,120.91	2
FOREST SERVICE	SENIOR LEADER PROGRAM	SPARKS, NV	122.50	1
FOREST SERVICE	SENIOR LEADER PROGRAM	CHAMBERLAIN, SD	146.28	1
FOREST SERVICE	SENIOR LEADER PROGRAM	FAIRFIELD, ID	1,077.94	1

FY 2006

Agency Name	Conference Name	Location of Travel	Total Costs	Staff Attending
FOREST SERVICE	SOUTH ZONE ENGINE ACADEMY	LANCASTER, CA	1,623.86	1
FOREST SERVICE	SOUTHCENTRAL OREGON FIREMANSHIP PARTNERSHIP	SPARKS, NV	649.50	1
FOREST SERVICE	SOUTHEAST DEER STUDY GROUP MEETING	BATON ROUGE, LA	1,737.71	1
FOREST SERVICE	SOUTHEAST PAINTED BLUING WORKING GROUP	FERNANDINA BEACH, FL	284.46	1
FOREST SERVICE	SOUTHEASTERN ARCHAEOLOGICAL CONFERENCE	COLUMBIA, SC	1,048.76	1
FOREST SERVICE	SOUTHEASTERN ANNUAL MEETING	ROANOKE, VA	997.48	2
FOREST SERVICE	SOUTHEASTERN EQUESTRIAN TRAILS CONFERENCE	ROANOKE, VA	2,117.34	2
FOREST SERVICE	SOUTHEASTERN REGIONAL FUELS WORKSHOP	CHAUWAU, GA	942.80	1
FOREST SERVICE	SOUTHERN BOTANIST/PLANT ECOLOGIST MEETING	GATLINBURG, TENNESSEE	1,418.00	1
FOREST SERVICE	SOUTHERN BUYING TEAM WORKSHOP	MEMPHIS, TN	1,170.61	1
FOREST SERVICE	SOUTHERN CONFERENCE ON TECH TRANSFER & EXTENSION	HOT SPRINGS, AR	2,356.00	3
FOREST SERVICE	SOUTHERN HELICOPTER MANAGER'S WORKSHOP	MEMPHIS, TN	1,145.27	1
FOREST SERVICE	SOUTHERN HIGH RANGER MEETING	CHATTANOOGA, TN	2,320.98	6
FOREST SERVICE	SOUTHERN TECH TRANSFER & EXTENSION	HOT SPRINGS, AR	1,101.15	2
FOREST SERVICE	SOUTHERN WILDERNESS RENDEZVOUS	HELEN, GA	136.50	1
FOREST SERVICE	SOUTHERN FOREST ECONOMICS WORKSHOP	KNOXVILLE, TN	1,123.44	1
FOREST SERVICE	SOUTHERN GLOBAL CHANGE ANNUAL	LAKE LURE, NC	346.00	1
FOREST SERVICE	SOUTHERN GLOBAL WORKSHOP ON CRITICAL LOADS	RALEIGH, NC	784.22	1
FOREST SERVICE	SOUTHERN HAZARDOUS MATERIALS & ACT	MEMPHIS, TN	179.07	1
FOREST SERVICE	SOUTHERN OREGON SILVULCURE WORKSHOP	GOLD BEACH, OR	2,200.02	3
FOREST SERVICE	SOUTHERN REGIONAL TECHNOLOGY TRANSFER CONFERENCE	HOT SPRINGS, AR	880.49	1
FOREST SERVICE	SOUTHERN RESEARCH STATION REVIEW	ATHENS, GA	457.71	1
FOREST SERVICE	SOUTHERN UTAH STATE UNIVERSITY SCIENCE FAIR	CEDAR CITY, UT	3,545.44	4
FOREST SERVICE	SOUTHWEST ENGINE ACADEMY PLANNING MEETING	MESA, AZ	1,977.93	1
FOREST SERVICE	SOUTHWEST FOREST MANAGEMENT WORKSHOP	MESA, AZ	538.26	1
FOREST SERVICE	SOUTHWEST PROFESSIONAL FORESTERS	TUCSON, AZ	1,870.38	1
FOREST SERVICE	SOUTHWEST SECTION SOCIETY OF AMERICAN FORESTERS PI	ALBUQUERQUE, NM	664.50	1
FOREST SERVICE	SOUTHWEST VEGETATION MANAGEMENT	PHOENIX, AZ	1,356.27	1
FOREST SERVICE	SPECIAL AGENTS CONFERENCE	RENO, NV	1,977.93	1
FOREST SERVICE	SPECIAL LIBRARIES ANNUAL MEETING	BALTIMORE, MD	538.26	1
FOREST SERVICE	SPECIAL USE COST RECOVERY	ST. LOUIS, MO	1,870.38	1
FOREST SERVICE	SPECIAL USES COST RECOVERY	ANCHORAGE, AK	664.50	1
FOREST SERVICE	SPECIAL USES COST RECOVERY CADRE PLANNING	SITKA, AK	1,356.27	1
FOREST SERVICE	SPECIAL USES LANDS TRNG	PHOENIX, AZ	1,299.97	1
FOREST SERVICE	SPECTRUM XXI	BOISE, ID	293.44	1
FOREST SERVICE	SPOTTED OWL CONFERENCE	PORTLAND, OR	610.97	1
FOREST SERVICE	SPRING FIRE MANAGEMENT OFFICER MEETING	PORTLAND, OR	233.94	1
FOREST SERVICE	SPRING FIRE MEETINGS	CODY, WY	318.50	1
FOREST SERVICE	SPRING FMO MEETING	YAKIMA, WA	528.90	1
FOREST SERVICE	SPRING HOT SHOT MEETING	PORTLAND, OR	1,334.51	1
FOREST SERVICE	SCF MODULE LEADERS WORKSHOP	SHELL BEACH, CA	1,894.58	1
FOREST SERVICE	SRS MANAGEMENT TEAM MEETING	MEMPHIS, TN	375.84	1
FOREST SERVICE	SCIENCE SERVICE/STAFF TECH TRANSFER CONFERENCE	HOT SPRINGS, ARKANSAS	890.08	1
FOREST SERVICE	STAFF TEAM BUILDING MEETING	CODD, WV	255.94	1
FOREST SERVICE	STANDARD OPERATING PROCEDURES FOR TSM	LAKE GEORGE, WI	1,535.42	1
FOREST SERVICE	STANDING APPEALS REVIEW TEAM	ALBUQUERQUE, NM	498.50	1
FOREST SERVICE	STANISLAUS FOREST CENTENAL CELEBRATION	ODGEN, UT	1,846.29	1
FOREST SERVICE	STATE COMMERCIAL SERVICES BOARD	SONORA, CA	293.44	1
FOREST SERVICE	STATE COMMERCIAL SERVICES MEETING	ANCHORAGE, AK	1,535.42	1
FOREST SERVICE	STATE FIRE SCHOOL	BISMARCK, ND	498.50	1
FOREST SERVICE	STATE GYPSY MOTH COOPERATORS MEETING	SHEPHERDSTOWN, WV	215.67	1
FOREST SERVICE	STATE PLANNING STAKE HOLDERS MEETING	LANSING, MI	398.22	1
FOREST SERVICE	STAYING SAFE IN BEAR, LION, & WOLF COUNTRY WORKSHQ	CASPER, WY	2,235.46	1
FOREST SERVICE	STDF STEERING COMMITTEE MEETING	SEATTLE, WA	820.28	1
FOREST SERVICE	STAFF MEETING	PORTLAND, OR	1,846.29	1
FOREST SERVICE	STEPS SUCCESS THROUGH ESSENTIAL PERSONNEL SYSTEMS	BAKERSFIELD, CA	2,037.93	1



Agency Name	Conference Name	Location of Travel	Total Costs	Staff Allocation
FOREST SERVICE	STEWARDSHIP CONTRACTING	NEWPORT, OR	\$410.98	
FOREST SERVICE	STEWARDSHIP CONTRACTING	EUGENE, OR	252.00	
FOREST SERVICE	STEWARDSHIP CONTRACTING	NEWPORT, OR	263.40	
FOREST SERVICE	STEWARDSHIP CONTRACTING	JACKSONVILLE, FL	1,878.94	
FOREST SERVICE	STEWARDSHIP CONTRACTING	FLORANCE, OR	1,366.50	
FOREST SERVICE	STREAM RESTORATION MONITORING AND ASSESSMENT	MILWAUKEE, WI	615.15	
FOREST SERVICE	STREAM RESTORATION PROJECT REVIEW	SISTERS, OR	158.65	
FOREST SERVICE	STREAM LINED INVESTIGATIONS USING THE TRIAD METHOD	SAN FRANCISCO, CA	528.10	
FOREST SERVICE	STREET SURVIVAL	SAN CRUCES, NM	137.58	
FOREST SERVICE	STRIKE TEAM TASK FORCE LEADER	WENATCHEE, WA	252.35	
FOREST SERVICE	STUDENT ORIENTATION	SCOTTSDALE, AZ	324.50	
FOREST SERVICE	SUB REGIONAL ENGINEERING WORKSHOP	NEWPORT, OR	415.40	
FOREST SERVICE	SUB REGIONAL ENGINEERING MEETING	SANTA BARBARA, CA	851.06	
FOREST SERVICE	SUBREGIONAL ENGINEERING TEAM BUILDING WORKSHOP	NEWPORT, OR	3,286.53	
FOREST SERVICE	SUBSISTENCE BOARD MEETING	SALEM, OR	219.60	
FOREST SERVICE	SUBSISTENCE PROGRAM LEADERSHIP TEAM MEETING	ANCHORAGE, AK	1,667.72	
FOREST SERVICE	SUBURBAN EMERGENCY RESPONSE	ANCHORAGE, AK	1,473.25	
FOREST SERVICE	SUBURBAN EMERGENCY RESPONSE	LANCASTER, CA	3,015.50	
FOREST SERVICE	SUBURBAN EMERGENCY RESPONSE	LOS ANGELES, CA	765.40	
FOREST SERVICE	SUBURBAN EMERGENCY RESPONSE	PALMDALE, CA	1,123.20	
FOREST SERVICE	SUCCESSION PLANNING	ATLANTA, GA	1,284.39	
FOREST SERVICE	SUDON ON DEATH ASSISTANCE	PORTLAND, OR	903.15	
FOREST SERVICE	SUMMER STUDENT ORIENTATION	SCOTTSDALE, AZ	1,545.14	
FOREST SERVICE	SUPERVISORY COACHING	REDDING, CA	151.68	
FOREST SERVICE	SUPERVISORY HEALTH AND SAFETY CONFERENCE	SACRAMENTO, CA	713.90	
FOREST SERVICE	SUPERVISORY POSE	CHOWILLE, CA	105.64	
FOREST SERVICE	SURVEY SEMINAR	MINOT, ND	482.87	
FOREST SERVICE	SURVEY SEMINAR FOR CELIS	MANDAN, ND	497.28	
FOREST SERVICE	SURVIVORS CONFERENCE	KLAMATH FALLS, OR	447.50	
FOREST SERVICE	SUSTAINABILITY CONFERENCE	GARDNER, MT	1,270.25	
FOREST SERVICE	SUSTAINABILITY MEETING WITH RMRS, R6, R1, R4	BOISE, ID	399.22	
FOREST SERVICE	SUSTAINABILITY MEETING WITH RMRS, R6, R1, R4	FT. COLLINS, CO	3,953.84	
FOREST SERVICE	SW PARTNERSHIP CONFERENCE	SEDONA, AZ	622.88	
FOREST SERVICE	SW AREA INCIDENT MANAGEMENT TEAM	LAS CRUCES, NM	339.10	
FOREST SERVICE	SW ENGINE ACADEMY WORKSHOP	MESA, AZ	1,421.88	
FOREST SERVICE	SW ENGINE ACADEMY PLANNING MEETING	PHOENIX, AZ	431.40	
FOREST SERVICE	SW OREGON ECOSYSTEM CONFERENCE	GOLD BEACH, OR	215.50	
FOREST SERVICE	SWAT MEETING- COLLAS WESTRN, ECOSYS SER, TEAM	BOZEMAN, MT AND HELENA, MT	1,598.10	
FOREST SERVICE	SWIFT WATER SAFETY CONFERENCE	AUSTIN, TX	1,985.10	
FOREST SERVICE	T & D FIRE STEERING COMMITTEE MEETING	BOISE, ID	749.17	
FOREST SERVICE	TACTICAL DECISION GAMES	LOMPOC, CA	884.50	
FOREST SERVICE	TALL TIMBERS FIRE ECOLOGY CONFERENCE	BARTLESVILLE, OK	824.94	
FOREST SERVICE	TCP & HEMPHILL FAMILY REORG MTG	LUFKIN AND HEMPHILL, TX	175.34	
FOREST SERVICE	TEAM BUILDING	CHANDLER, AZ	212.50	
FOREST SERVICE	TEAM BUILDING	SALEM, OR	212.50	
FOREST SERVICE	TEAM BUILDING	SACRAMENTO, CA	767.69	
FOREST SERVICE	TEAM MEETING (R4)	RENO, NV	215.64	
FOREST SERVICE	TEAM MEETING (R4)	RENO, NV	535.41	

FY 2006

Agency/Name	Conference Name	Location of Travel	Total Costs	Staff Attending
FOREST SERVICE	TECHNICAL ADVISORY PANEL REVIEW OF CFR PROPOSALS	ALBUQUERQUE, NM	518.18	1
FOREST SERVICE	TECHNICAL ASSISTANCE, RAPPEL WORKING GROUP	TUCSON, AZ	1,484.74	1
FOREST SERVICE	TECHNICAL CONFERENCE	LAS VEGAS, NV	797.40	1
FOREST SERVICE	TECHNICAL FIRE MANAGEMENT	RENO, NV	1,151.21	2
FOREST SERVICE	TECHNICAL FIRE MANAGEMENT	SACRAMENTO, CA	3,482.15	4
FOREST SERVICE	TECHNICAL FIRE MANAGEMENT ADVISORY COMMITTEE MTG	RENO, NV	842.43	1
FOREST SERVICE	TECHNICAL FIRE MANAGEMENT ADVISORY COMMITTEE MTG	ALBUQUERQUE, NM	825.49	1
FOREST SERVICE	TECHNICAL FIRE MANAGEMENT COURSE	SEATTLE, WA	1,356.90	1
FOREST SERVICE	TECHNICAL FIRE MANAGEMENT COURSE	BOTHELL, WA	1,523.98	1
FOREST SERVICE	TECHNICAL REVIEW-MISCODED	CHICAGO, IL	1,627.19	1
FOREST SERVICE	TESTING FOR WATER REHABILITATION	PRESCOTT, AZ	224.55	1
FOREST SERVICE	TESTING FOR WATER REHABILITATION	ALBUQUERQUE, NM	92.55	1
FOREST SERVICE	TFM REVIEW PANEL AT MOJUELLAN	TUCSON, AZ	183.94	1
FOREST SERVICE	THREATS TO FOREST HEALTH SCIENCE AREA MEETING	SACRAMENTO, CA	603.80	1
FOREST SERVICE	TFC'S MEETING	ATLANTA, GA	964.01	1
FOREST SERVICE	TIM CONFERENCE	TUCSON, AZ	483.02	1
FOREST SERVICE	TIMBER APPRAISAL MEETING	NEWPORT, OR	392.90	1
FOREST SERVICE	TIMBER CERTIFICATION	ATLANTA, GA	1,155.75	1
FOREST SERVICE	TIMBER DATA COLLECTION SOFTWARE (R8)	MILWAUKEE, WI	1,428.20	1
FOREST SERVICE	TIMBER MANAGEMENT WORKSHOP (R9)	RENO, NV	1,205.21	4
FOREST SERVICE	TIMBER MEASUREMENTS SOCIETY WORKSHOP	GLENWOOD SPRINGS, CO	96.00	1
FOREST SERVICE	TIMBER MEETING	LAKEVIEW, OR	443.71	1
FOREST SERVICE	TIMBER PRE-CLIMBING WORKSHOP	PORTLAND, OR	502.25	1
FOREST SERVICE	TIMBER SALE ACCOUNTING MEETING	NEWPORT, OR	1,202.86	3
FOREST SERVICE	TIMBER SALE ADMINISTRATION	NEWPORT, OR	800.32	1
FOREST SERVICE	TIMBER SALE ADMINISTRATION	ALBUQUERQUE, NM	1,799.01	1
FOREST SERVICE	TIMBER SALE ADVANCED LAW	JACKSONVILLE, FL	1,981.16	1
FOREST SERVICE	TIMBER SALE CONTRACTING OFFICER	PORTLAND, OR	795.92	1
FOREST SERVICE	TIMBER SALE CONTRACTING OFFICER	PORTLAND, OR	1,539.51	2
FOREST SERVICE	TIMBER SALE PREPARATION WORKSHOP	JACKSONVILLE, FL	1,958.97	2
FOREST SERVICE	TIMBER SALE STEWARDSHIP CONTRACTING	FLAGSTAFF, AZ	1,068.53	4
FOREST SERVICE	TITLE 21 FIRE ACADEMY	NEWPORT, OR	31.15	1
FOREST SERVICE	TONGASS NATIONAL FOREST LEADERSHIP TEAM MEETING	ATHENS, GA	1,482.89	1
FOREST SERVICE	TONGASS NATIONAL FOREST LEADERSHIP TEAM MEETING	GLYNCO, GA	811.19	6
FOREST SERVICE	TONGASS NATIONAL FOREST LEADERSHIP TEAM MEETING	KETCHIKAN, AK	500.80	1
FOREST SERVICE	TONGASS NATIONAL FOREST LEADERSHIP TEAM MEETING	DISCOVERY CENTER	2,143.61	2
FOREST SERVICE	TONGASS NATIONAL FOREST LEADERSHIP TEAM MEETING	JUNEAU, AK	1,988.90	3
FOREST SERVICE	TOWER CLIMBING CERTIFICATION	SHERIDAN, WY	1,244.50	1
FOREST SERVICE	TOWER CONSTRUCTION	SHIP CAMP, CA	382.00	1
FOREST SERVICE	TRAIL OF TEARS CONFERENCE	ALBUQUERQUE, NM	769.56	1
FOREST SERVICE	TRAIL BUILDERS CONFERENCE	CHATTANOOGA, TN	1,194.20	1
FOREST SERVICE	TRAILS MANAGEMENT & CONST	RENO, NV	921.97	1
FOREST SERVICE	TRAIN THE TRAINER	LAS VEGAS, NV	968.88	1
FOREST SERVICE	TRAIN THE TRAINER 2	GOLDEN, CO	1,289.88	1
FOREST SERVICE	TRAIN THE TRAINER FIRE INCIDENT MANAGEMENT	LOS ANGELES, CA	1,311.22	1
FOREST SERVICE	TRANS 980	KLAMATH FALLS, OR	5,028.10	3
FOREST SERVICE	TRANSPORTATION RESEARCH BOARD CONFERENCE	WASHINGTON, D.C.	770.88	1
FOREST SERVICE	TRAVEL MANAGEMENT MEETING	LAKEWOOD, CO	518.50	1
FOREST SERVICE	TREE CLIMBING CERTIFICATION	WHITE LAKE, WI	24.09	1
FOREST SERVICE	TREE MARKING	BAYTOR PARK, CO	224.98	1
FOREST SERVICE	TREE PLANTING WORKSHOP	PORTLAND, OR	489.35	1
FOREST SERVICE	TREEL RELATIONS WORKSHOP	SOUTH LAKE TAHOE, CA	489.35	1

FY 2006

Agency Name	Conference Name	Location of Travel	Total Costs	Staff Attending
FOREST SERVICE	TRIMBLE GPS FOR FIELD USERS	SACRAMENTO, CA	491.80	1
FOREST SERVICE	TSIA WORKSHOP	NEWPORT, OR	35.00	1
FOREST SERVICE	TYPE 1 INCIDENT COMMAND TEAM MEETING	PASCO, WA	291.18	1
FOREST SERVICE	UCT2006 UNDERGROUND CONSTRUCTION TECHNOLOGY	ATLANTA, GA	1,599.78	1
FOREST SERVICE	UNION OFFICERS & STEWARDS WORKSHOP	RENO, NV	6,411.38	9
FOREST SERVICE	UNITED STATES FOREST SERVICE	PORTLAND, OR	2,240.12	1
FOREST SERVICE	UNITED NATIONS ECOFAD TEAM OF SPECIALISTS MEETING	HAMBURG, GE	578.34	1
FOREST SERVICE	UNIVERSITY NATURAL RESOURCES EDUCATION CONFERENCE	IRVINE, CA	453.41	1
FOREST SERVICE	URBANUM EXPLORATION AND DEVELOPMENT	DENVER, CO	297.12	1
FOREST SERVICE	URBAN LEAGUE CONFERENCE - METROPOLITAN SEATTLE	SEATTLE, WA	791.98	1
FOREST SERVICE	URBAN NATURE HUMAN AND ENVIRONMENTAL VALUES	SAN FRANCISCO, CA	530.93	1
FOREST SERVICE	URBAN WILDLANDS FIRE RISK CONFERENCE	SEDDING, CA	628.42	4
FOREST SERVICE	US CHAPTER OF THE INTERNATIONAL ASSOCIATION FOR LANDSCAPE ECOLOGY (USIALE) SYMPOSIUM	SAN DIEGO, CA		
FOREST SERVICE	US COUNCIL OF GEOGRAPHICAL NAMES CONFERENCE	PORTLAND, OR	185.11	1
FOREST SERVICE	USDA CERTIFIED PESTICIDE APPLICATION	ATLANTA, GA	778.14	1
FOREST SERVICE	USDA FOREST PRODUCTS UTILIZATION REVIEW	SAN ANTONIO, TX	672.20	1
FOREST SERVICE	USDA FOREST SERVICE 8 INTEGRATED VEGETATION	HOOD RIVER, OR	123.90	1
FOREST SERVICE	USDA FOREST SERVICE 8 INTEGRATED VEGETATION	HOOD RIVER, OR	123.90	1
FOREST SERVICE	USDA FOREST SERVICE NORTHEAST AREA STATE & PRIVATE	MILFORD, PA	1,265.43	1
FOREST SERVICE	USDA INFORMATION TECHNOLOGY SUMMIT	LOS ANGELES, CA	1,218.50	1
FOREST SERVICE	USDA INTERAGENCY RESEARCH FORUM	ANNAPOLIS, MD	1,527.59	1
FOREST SERVICE	USDA IR FORUM	ALEXANDRIA, VA	1,037.73	1
FOREST SERVICE	USERS AND SCREENERS ASSOCIATION-FEDERAL EXCESS PERSONAL PROPERTY (USA-FEPP)	NORTHBROOK, IL	1,910.81	1
FOREST SERVICE	USDA FOREST SERVICE	FLORENCE, OR	777.02	1
FOREST SERVICE	USING ALP DATA WITH GI	JEFFERSON, CO	832.65	1
FOREST SERVICE	UTAH NOXIOUS WEEDS CONFERENCE	VERNAL, UT	261.41	1
FOREST SERVICE	UTAH STATE UNIVERSITY RECREATION SHORT COURSE	LOGAN, UT	79.50	1
FOREST SERVICE	UTAH TRAILS AND PATHWAYS CONFERENCE	OGDEN, UT	326.04	1
FOREST SERVICE	VANDENBURG TRAINING CENTER	LOMPOC, CA	434.20	1
FOREST SERVICE	VEGETATION AND FUEL MANAGEMENT WORKSHOP	HOOD RIVER, OR	3,810.30	6
FOREST SERVICE	VEGETATION COUNCIL MEETING	MISSOULA, MT	462.49	1
FOREST SERVICE	VEGETATION MANAGEMENT CONFERENCE	RENO, NV	521.82	1
FOREST SERVICE	VEGETATION MANAGEMENT CONFERENCE	REDDING, CA	838.81	3
FOREST SERVICE	VEGETATION MANAGEMENT MEETING	RENO, NV	680.39	1
FOREST SERVICE	VOLCANIC ASHLAP FOREST SOILS OF THE INLAND NORTH	COLEUR DALENE, ID	1,037.73	1
FOREST SERVICE	WASHINGTON WATER RESOURCES WORKSHOP	OLYMPIA, WA	268.38	3
FOREST SERVICE	WATCHABLE WILDLIFE CONFERENCE	VIRGINIA BEACH, VA	1,352.86	1
FOREST SERVICE	WATER CROSS CONNECTION CONTROL	UT VALLEY STATE COLLEGE	309.94	1
FOREST SERVICE	WATER INFORMATION MANAGEMENT SYSTEMS (WIMS) WORKSHOP	SACRAMENTO, CA	1,067.72	2
FOREST SERVICE	WATER OPERATIONS WORKSHOP	REDDING, WA	1,067.72	1
FOREST SERVICE	WATER PRECIPITATION	TEXAS A&M	556.84	1
FOREST SERVICE	WATER RESOURCES MANAGEMENT FOR LINE OFFICERS	DAYTONA BEACH, FL	3,671.24	2
FOREST SERVICE	WATERSHED FORESTRY ASSISTANCE PROGRAM (WFAP) WORKSHOP	SACRAMENTO, CA	1,308.34	1
FOREST SERVICE	WATERSHED PROGRAM CONFERENCE	SACRAMENTO, CA	638.44	2
FOREST SERVICE	WATERSHED PROGRAM CONFERENCE	ANNAPOLIS, MD	759.96	1
FOREST SERVICE	WATERSHED, FISH AND WILDLIFE (WFW) REGIONAL DIRECTORS BIENNIAL MEETING	ALBUQUERQUE, NM	753.09	1
FOREST SERVICE	WEATHER STATION MTCE FOR FTS AND VAISALA EQUIPMENT	REDDING, CA	735.84	1
FOREST SERVICE	WEED SYMPOSIUM	CHICO, CA	542.82	1
FOREST SERVICE	WENATCHEE RLT MTG, NAFRI CONFERENCE	WENATCHEE, WA AND TUSCON, AZ	1,286.05	1
FOREST SERVICE	WENATCHEE/KONAGAN FOCS FIRE BED WORKSHOP	WENATCHEE, WA	463.71	1
FOREST SERVICE	WENATCHEE/KONAGAN NATIONAL FOREST LEADERSHIP TEAM MEETING	SHOQUAHAMIE PASS, WA	1,380.79	1

Agency/Name	Conference Name	Location of Travel	Total Costs	Staff Allocation
FOREST SERVICE	WESTERN ELECTRIC CONFERENCE	SALT LAKE CITY, UT	1,164.18	1
FOREST SERVICE	WESTERN FIELD ORNITHOLOGISTS CONFERENCE	SANTA BARBARA, CA	366.79	1
FOREST SERVICE	WESTERN FOREST CARBONIORE CONFERENCE	OLYMPIA, WA	1,381.98	1
FOREST SERVICE	WESTERN FOREST ECONOMIST CONFERENCE	WHEELING, OH	5,159.74	4
FOREST SERVICE	WESTERN FORESTRY CONSERVATION NURSERY ASSOCIATION	ELGIN, IL	1,000.00	1
FOREST SERVICE	WESTERN FORESTRY LEADERSHIP COALITION ANNUAL MEETING	WHEELING, OH	741.19	1
FOREST SERVICE	WESTERN NORTH AMERICAN DEFOLOTION ANNUAL MEETING	SAN DIEGO, CA	2,985.19	2
FOREST SERVICE	WESTERN SECTION OF THE WILDLIFE SOCIETY	COEUR D'ALENE, ID	557.35	1
FOREST SERVICE	WESTERN SKI/BOILER ADMINISTRATORS MEETING	SACRAMENTO, CA	872.50	1
FOREST SERVICE	WESTERN STATE & ALASKA SEASONAL ASSESSMENT WORKSHOP	NONI, HI	469.20	1
FOREST SERVICE	WETLAND SCIENTISTS CONFERENCE	CAIRNS, AUSTRALIA	869.41	1
FOREST SERVICE	WETLANDS MODELING WORKSHOP	FLIGHT	3,834.56	1
FOREST SERVICE	WETLANDS WORKSHOP	WILKINGS, SD	58.50	1
FOREST SERVICE	WFLCADRE	HAMPSHIRE, MA	85.50	1
FOREST SERVICE	WWF REGIONAL DIRECTORS MEETING	BARONA, SAN DIEGO, CA	512.36	1
FOREST SERVICE	WHAT SUPERVISORS AND MANAGERS NEED TO KNOW	ALBUQUERQUE, NM	1,167.31	1
FOREST SERVICE	WHAT SUPERVISORS AND MANAGERS NEED TO KNOW	VALLEJO, CA	732.50	1
FOREST SERVICE	WHAT SUPERVISORS AND MANAGERS NEED TO KNOW	ALBUQUERQUE, NM	1,134.71	1
FOREST SERVICE	WHAT SUPERVISORS AND MANAGERS NEED TO KNOW	BENIC, OR	1,601.55	3
FOREST SERVICE	WHEN YOU GET BACK HOME	MISSOULA, MT	861.40	1
FOREST SERVICE	WHITEBARK PINE A PACIFIC COAST PERSPECTIVE	ASHLAND, OR	2,613.71	4
FOREST SERVICE	WHO WILL OWN THE FOREST	MADISON, OR	1,152.50	1
FOREST SERVICE	WILD TURKEY FEDERATION CONVENTION	NASHVILLE, TN	728.72	1
FOREST SERVICE	WILDCAD	SACRAMENTO, CA	332.65	1
FOREST SERVICE	WILDERNESS CONFERENCE	HELEN, GA	1,635.91	5
FOREST SERVICE	WILDERNESS EDUCATION WORKSHOP	DULUTH, MN	273.94	1
FOREST SERVICE	WILDERNESS PRESENTATION	GLENNWOOD SPRINGS, CO	234.74	1
FOREST SERVICE	WILDERNESS RANGERS ACADEMY	LEADVILLE, CO	5,688.20	16
FOREST SERVICE	WILDERNESS RANGERS CONFERENCE	LAKEWOOD, CO	425.74	1
FOREST SERVICE	WILDERNESS RENDOUSOUS	HELEN, GA	418.50	1
FOREST SERVICE	WILDERNESS WORKSHOP	EVERGREEN, CO	469.50	1
FOREST SERVICE	WILDFIRE SUPPORT	ARDMORE, OK	701.70	1
FOREST SERVICE	WILDFIRE USE WORKSHOP	ALBUQUERQUE, NM	1,714.15	1
FOREST SERVICE	WILDFIRE/WILDLAND PREVENTION	MOAB, UT	438.31	1
FOREST SERVICE	WILDFIRE/WILDLAND PREVENTION	MOAB, UT	438.31	1
FOREST SERVICE	WILDFIRE/WILDLAND PREVENTION PROGRAM	SACRAMENTO, CA	3,174.65	1
FOREST SERVICE	WILDLAND FIRE ACADEMY	RICHFIELD, UT	711.93	1
FOREST SERVICE	WILDLAND FIRE ACADEMY	SACRAMENTO, CA	3,602.23	3
FOREST SERVICE	WILDLAND FIRE APPRENTICE PROGRAM	MCCLELLAN AFB, CA	1,095.00	1
FOREST SERVICE	WILDLAND FIRE APPRENTICE PROGRAM	SACRAMENTO, CA	2,172.42	2
FOREST SERVICE	WILDLAND FIRE CERTIFICATE PROGRAM	SACRAMENTO, CA	705.38	1
FOREST SERVICE	WILDLAND FIRE CHEMICAL PRODUCTS WORKSHOP	ARCATA, CA	1,545.19	2
FOREST SERVICE	WILDLAND FIRE CONFERENCE	CARLSBAD, CA	4,650.37	4
FOREST SERVICE	WILDLAND FIRE EQUIPMENT CONFERENCE	PHOENIX, AZ	6,980.79	5
FOREST SERVICE	WILDLAND FIRE EQUIPMENT CONFERENCE	MONTREY, CA	1,384.73	1
FOREST SERVICE	WILDLAND FIRE LEADERSHIP COMMITTEE MEETING	PORTLAND, OR	901.90	1
FOREST SERVICE	WILDLAND FIRE LEADERSHIP COMMITTEE MEETING	CASCADE LOCKS, OR	766.65	1
FOREST SERVICE	WILDLAND FIRE USE WORKSHOP	SAN DIEGO, CA	766.65	1
FOREST SERVICE	WILDLAND FIRES CHEMICAL WORKSHOP	CEAR CITY, UT	653.40	2

FY 2008

Agency/Name	Conference Name	Location of Travel	Total Costs	Staff Attending
FOREST SERVICE	WILDLIFE CONFERENCE	WICKSBURG, MS	230.32	1
FOREST SERVICE	WILDLIFE HABITAT HANDBOOK RAPID ASSESSMENT	MISSOULA, MT	968.86	1
FOREST SERVICE	WILDLIFE PROGRAM MANAGERS MEETING	DONA ANA, NM	135.16	1
FOREST SERVICE	WILDLIFE PROGRAM MANAGERS MEETING	SUN MOUNTAIN LODGE, WINTHROP WASHINGTON	1,159.31	1
FOREST SERVICE	WILDLIFE SOCIETY - MARTES SYMPOSIUM	SAGSTREET AZ	176.07	1
FOREST SERVICE	WILDLIFE SOCIETY - WILDLIFE AND URBAN INTERFACE WORKSHOP	SAGSTREET AZ	599.92	1
FOREST SERVICE	WILDLIFE SOCIETY ANNUAL DAHD CONFERENCE	BEND, OR	164.00	1
FOREST SERVICE	WILDLIFE SOCIETY CONFERENCE	BOISE, ID	1,258.86	1
FOREST SERVICE	WILDLIFE SOCIETY CONFERENCE	HELENA, MT	322.54	1
FOREST SERVICE	WILDLIFE SOCIETY CONFERENCE	SACRAMENTO, CA	3,084.59	3
FOREST SERVICE	WILDLIFE SOCIETY MEETING	LINCOLN, OR	287.28	1
FOREST SERVICE	WILDLIFE SOCIETY MEETING - OREGON CHAPTER	FLASSTAFF, AZ	1,593.00	1
FOREST SERVICE	WILDLIFE SOCIETY MEETING - OREGON CHAPTER	AGATE BEACH, OR	1,593.00	1
FOREST SERVICE	WILDLIFE SOCIETY MEETING - WYOMING CHAPTER	LARAMIE, WY	514.00	1
FOREST SERVICE	WILDLIFE, FISH AND RARE PLANTS MEETING	RENO, NV	270.50	1
FOREST SERVICE	WILEY COLLEGE	MARSHALL, TX	389.90	1
FOREST SERVICE	WIND POWER & WILDLIFE IN COLORADO ENERGY & NAT RES	FT COLLINS, CO	1,889.28	1
FOREST SERVICE	WINTER MAMMAL SNOW TRACKING COURSE	FT COLLINS, CO	1,186.18	1
FOREST SERVICE	WINTER SPORTS CONFERENCE	GARDINER, MONTANA	723.50	1
FOREST SERVICE	WINTER SPORTS CONFERENCE	WINTER SPORTS, WY	723.50	1
FOREST SERVICE	WINTER SPORTS CONFERENCE	MAMMOTH MOUNTAIN, CA	1,088.66	1
FOREST SERVICE	WINTER SPORTS WORKSHOP	TRUCKEE, CA	1,772.27	1
FOREST SERVICE	WINTER WILDERNESS MANAGEMENT MEETING	MAMMOTH LAKES, CA	1,456.68	1
FOREST SERVICE	WISCONSIN URBAN & COMMUNITY FORESTRY PROGRAM REVEI	LAKEWOOD, CO	336.30	1
FOREST SERVICE	WOMEN'S CONFERENCE	MADISON, WI	281.12	1
FOREST SERVICE	WOMEN'S LEADERSHIP CONFERENCE	SACRAMENTO, CA	59,103.95	100
FOREST SERVICE	WOODY BIODIVERSITY CONFERENCE	SAN DIEGO, CA	1,535.34	1
FOREST SERVICE	WOODY BIODIVERSITY CONFERENCE	MISSOULA, MT	1,287.37	1
FOREST SERVICE	WORKSHOP FOR NACFFIA AND USGS BSP	SAN ANTONIO, TX	1,082.28	1
FOREST SERVICE	WORKSHOP FOR NACFFIA AND USGS BSP	EROS DATA CENTER	252.02	1
FOREST SERVICE	WORLD ALLIANCE OF CITIES AGAINST POVERTY INTEGRATION MEETING	N BONNIEVILLE, WA	306.18	1
FOREST SERVICE	WORLD WILDERNESS CONFERENCE	ANCHORAGE, AK	3,135.10	2
FOREST SERVICE	WORLD WILDERNESS CONFERENCE	ANCHORAGE, AK	3,135.10	1
FOREST SERVICE	WYOMING STATE TRAILS WORKING MEETING	LANDER, WY	122.10	1
FOREST SERVICE	WYOMING STATE TRAILS SELECTION COMMITTEE	LANDER, WY	371.48	1
FOREST SERVICE	WYOMING WILDLIFE SYMPOSIUM	JACKSON, WY	426.88	1
FOREST SERVICE	YOSEMITE FIRE SYMPOSIUM	YOSEMITE, CA	420.54	1
FOREST SERVICE	11TH ANNUAL ETHANOL CONFERENCE	LAS VEGAS, NV	1,552.74	1
GRAIN INSPECTION, PACKERS AND STOCKYARDS	ADMINISTRATION	CHAMPAIGN, IL	1,707.87	3
GRAIN INSPECTION, PACKERS AND STOCKYARDS	12TH ANNUAL AGENCY MTG. (AAGWA)	MEMPHIS, TN	1,050.93	1
GRAIN INSPECTION, PACKERS AND STOCKYARDS	3RD ANNUAL GRAIN & DILSEED SEMINAR	WILLIAMSBURG, VA	491.42	1
GRAIN INSPECTION, PACKERS AND STOCKYARDS	45TH ANNUAL RESOURCES MANAGEMENT CONFERENCE	CHARGE, CA	823.20	1
GRAIN INSPECTION, PACKERS AND STOCKYARDS	AJEA ANNUAL CONFERENCE	CHARGE, CA	823.20	1
GRAIN INSPECTION, PACKERS AND STOCKYARDS	AJEC MILLING & BAKING CONFERENCE	SAN ANTONIO, TX	932.77	1
GRAIN INSPECTION, PACKERS AND STOCKYARDS	AAGWA MEETING	LAS VEGAS, NV	735.76	1
GRAIN INSPECTION, PACKERS AND STOCKYARDS	ADMINISTRATIVE PROCESSES CONFERENCE	MINNEAPOLIS, MN	3,399.70	2
GRAIN INSPECTION, PACKERS AND STOCKYARDS	ADMINISTRATION	DENVER, CO	985.24	1
GRAIN INSPECTION, PACKERS AND STOCKYARDS	ADMINISTRATION			

FY 2006

Agency Name	Conference Name	Location of Travel	Total Costs	Staff Attending
GRAIN INSPECTION, PACKERS AND STOCKYARDS	AGRICULTURAL FUTURE OF AMERICA CONFERENCE	KANSAS CITY, MO	447.40	1
ADMINISTRATION				
GRAIN INSPECTION, PACKERS AND STOCKYARDS	AIAC MEETING	ELKHART, IN	2,861.60	3
ADMINISTRATION				
GRAIN INSPECTION, PACKERS AND STOCKYARDS	AMIS PESTICIDE MEETING	WICHITA, KS	737.19	1
ADMINISTRATION				
GRAIN INSPECTION, PACKERS AND STOCKYARDS	APHIS NATIONAL SAFETY AND HEALTH CONFERENCE	NEW ORLEANS, LA	1,004.76	1
ADMINISTRATION				
GRAIN INSPECTION, PACKERS AND STOCKYARDS	ARD MEETING	ATLANTA, GA	910.43	1
ADMINISTRATION				
GRAIN INSPECTION, PACKERS AND STOCKYARDS	ASMS CONFERENCE ON MASS SPECTROMETRY	SEATTLE, WA	2,053.93	1
ADMINISTRATION				
GRAIN INSPECTION, PACKERS AND STOCKYARDS	ASSA MEETING	BOSTON, MA	975.46	1
ADMINISTRATION				
GRAIN INSPECTION, PACKERS AND STOCKYARDS	ASSOCIATION OF IOWA SEMINARS	ANEKAY, IA	233.86	1
ADMINISTRATION				
GRAIN INSPECTION, PACKERS AND STOCKYARDS	ASTA CONFERENCE	CHICAGO, IL	1,097.57	1
ADMINISTRATION				
GRAIN INSPECTION, PACKERS AND STOCKYARDS	CAREER DAY FAIR	OAKS, OK	877.79	1
ADMINISTRATION				
GRAIN INSPECTION, PACKERS AND STOCKYARDS	CENTRAL WEIGHTS & MEASURES	MONTGOMERY, OH	668.77	1
ADMINISTRATION				
GRAIN INSPECTION, PACKERS AND STOCKYARDS	CHEMICAL ID OF WHEAT CLASSES	WOOSTER, OH	755.23	1
ADMINISTRATION				
GRAIN INSPECTION, PACKERS AND STOCKYARDS	COMMODITY SEMINAR	LOS ANGELES, CA	2,030.56	2
ADMINISTRATION				
GRAIN INSPECTION, PACKERS AND STOCKYARDS	CORN GRADING SEMINAR	NEW ORLEANS, LA	1,553.60	1
ADMINISTRATION				
GRAIN INSPECTION, PACKERS AND STOCKYARDS	EDIBLE BEAN SEMINAR	COLBY, KS	138.96	1
ADMINISTRATION				
GRAIN INSPECTION, PACKERS AND STOCKYARDS	EDIBLE BEAN SEMINAR	HASTINGS, NE	186.49	1
ADMINISTRATION				
GRAIN INSPECTION, PACKERS AND STOCKYARDS	EDIBLE BEAN SEMINAR	AMARILLO, TX	869.64	1
ADMINISTRATION				
GRAIN INSPECTION, PACKERS AND STOCKYARDS	FEDERAL DISPUTE RESOLUTION (FDR)	SAN ANTONIO, TX	1,123.40	1
ADMINISTRATION				
GRAIN INSPECTION, PACKERS AND STOCKYARDS	FEDERAL EXECUTIVE BOARD 2006 FORUM	BRANSON, MO	554.40	2
ADMINISTRATION				
GRAIN INSPECTION, PACKERS AND STOCKYARDS	FEED MANAGEMENT SERVICES CONFERENCE	MINNEAPOLIS, MN	898.38	1
ADMINISTRATION				
GRAIN INSPECTION, PACKERS AND STOCKYARDS	FUEL ETHANOL WORKSHOP	MILWAUKEE, WI	865.60	1
ADMINISTRATION				
GRAIN INSPECTION, PACKERS AND STOCKYARDS	GEAPS MEETING	NASHVILLE, TN	589.96	1
ADMINISTRATION				
GRAIN INSPECTION, PACKERS AND STOCKYARDS	GEAPS MEETING	HURRICANE MILLS, TN	791.94	1
ADMINISTRATION				
GRAIN INSPECTION, PACKERS AND STOCKYARDS	GRAIN ADVISORY COMMITTEE	CORPUS CHRISTI, TX	1,829.40	2
ADMINISTRATION				
GRAIN INSPECTION, PACKERS AND STOCKYARDS	INDIANA SEED CONFERENCE	INDIANAPOLIS, IN	513.72	1
ADMINISTRATION				
GRAIN INSPECTION, PACKERS AND STOCKYARDS	IROC MEETING	CHAMBERSBURG, PA	1,519.99	3
ADMINISTRATION				
GRAIN INSPECTION, PACKERS AND STOCKYARDS	MIDWEST AOAC INTERNATIONAL MEETING	MADISON, WI	576.47	1
ADMINISTRATION				
GRAIN INSPECTION, PACKERS AND STOCKYARDS	MIDWEST OUTLOOK CONFERENCE	KANSAS CITY, MO	228.72	1
ADMINISTRATION				
GRAIN INSPECTION, PACKERS AND STOCKYARDS	MIDWEST SPECIALTY GRAINS CONFERENCE	MINNEAPOLIS, MN	1,592.03	2
ADMINISTRATION				

FY 2006

Agency/Name	Conference Name	Location of Travel	Total Costs	Staff Attending
GRAIN INSPECTION, PACKERS AND STOCKYARDS	MISSOURI CORN GROWERS ASSOCIATION MEETING	JEFFERSON, MO	1,119.56	1
ADMINISTRATION				
GRAIN INSPECTION, PACKERS AND STOCKYARDS	NICODEMUS NATIONAL PARK ANNIVERSARY	WAKEENEY, KS	233.86	1
ADMINISTRATION				
GRAIN INSPECTION, PACKERS AND STOCKYARDS	P&P NATIONAL CONFERENCE	NASHVILLE, TN	141,374.97	131
ADMINISTRATION				
GRAIN INSPECTION, PACKERS AND STOCKYARDS	P&P NATIONAL CONFERENCE	FT. WORTH, TX	94,966.33	95
ADMINISTRATION				
GRAIN INSPECTION, PACKERS AND STOCKYARDS	POF OATTECHNICAL MEETING	RICHMOND, VA	1,938.39	2
ADMINISTRATION				
GRAIN INSPECTION, PACKERS AND STOCKYARDS	PEAS, BEANS & LENTILS SEMINAR	LEAGUE CITY, TX	1,596.01	1
ADMINISTRATION				
GRAIN INSPECTION, PACKERS AND STOCKYARDS	PORK FORUM	KANSAS CITY, MO	249.57	1
ADMINISTRATION				
GRAIN INSPECTION, PACKERS AND STOCKYARDS	RICE CONFERENCE	SANTA BARBARA, CA	1,288.38	1
ADMINISTRATION				
GRAIN INSPECTION, PACKERS AND STOCKYARDS	SAMPLING SEMINAR	KANSAS CITY, MO	236.40	1
ADMINISTRATION				
GRAIN INSPECTION, PACKERS AND STOCKYARDS	SYMPOSIUM AMINO ACID METHODOLOGY	ST. LOUIS, MO	1,060.50	1
ADMINISTRATION				
NATIONAL AGRICULTURAL STATISTICS SERVICE	ARMS WORKSHOP	RALEIGH, NC	802.63	1
NATIONAL AGRICULTURAL STATISTICS SERVICE	ARMS WORKSHOP	KANSAS CITY, MO	80,172.16	86
NATIONAL AGRICULTURAL STATISTICS SERVICE	BASIC COORDINATORS WORKSHOP	KANSAS CITY, MO	43,553.89	44
NATIONAL AGRICULTURAL STATISTICS SERVICE	BASIC DATA COLLECTION WORKSHOP	KANSAS CITY, MO	41,064.67	45
NATIONAL AGRICULTURAL STATISTICS SERVICE	BASIC DATA COLLECTION WORKSHOP	KANSAS CITY, MO	46,426.98	47
NATIONAL AGRICULTURAL STATISTICS SERVICE	CHAS MEETING	ANNAPOLIS, MD	1,652.22	1
NATIONAL AGRICULTURAL STATISTICS SERVICE	CHAS MEETING	WASHINGTON, D.C.	793.64	1
NATIONAL AGRICULTURAL STATISTICS SERVICE	DEPUTY DIRECTOR WORKSHOP	KANSAS CITY, MO	18,307.50	20
NATIONAL AGRICULTURAL STATISTICS SERVICE	DIRECTORS WORKSHOP	SEATTLE, WA	1,655.99	2
NATIONAL AGRICULTURAL STATISTICS SERVICE	DIRECTORS WORKSHOP	MEMPHIS, TN	3,607.61	3
NATIONAL AGRICULTURAL STATISTICS SERVICE	FEDERAL EMPLOYED WOMENS (FEW)	ATLANTA, GA	833.74	1
NATIONAL AGRICULTURAL STATISTICS SERVICE	FEDERAL EMPLOYED WOMENS (FEW)	ATLANTA, GA	833.74	1
NATIONAL AGRICULTURAL STATISTICS SERVICE	FLORIDA LURE WORKSHOP	KANSAS CITY, MO	37,500.85	39
NATIONAL AGRICULTURAL STATISTICS SERVICE	HOGS & PIGS WORKSHOP	KANSAS CITY, MO	667.45	1
NATIONAL AGRICULTURAL STATISTICS SERVICE	HQ SECRETARIES WORKSHOP	ATLANTIC CITY, NJ	1,693.70	7
NATIONAL AGRICULTURAL STATISTICS SERVICE	JUNE ENUMERATORS WORKSHOP	ATLANTIC CITY, NJ	902.25	2
NATIONAL AGRICULTURAL STATISTICS SERVICE	JAN ADMINISTRATORS WORKSHOP	DENVER, CO	33,794.01	25
NATIONAL AGRICULTURAL STATISTICS SERVICE	LEARNING 2005	ORLANDO, FL	819.91	25
NATIONAL AGRICULTURAL STATISTICS SERVICE	NATIONAL AGRICULTURAL STATISTICS SERVICE (NASS) DATA USERS MEETING	CHICAGO, IL	2,500.51	11
NATIONAL AGRICULTURAL STATISTICS SERVICE	NEW EMPLOYEE ORIENTATION	WASHINGTON, D.C.	43,281.84	29
NATIONAL AGRICULTURAL STATISTICS SERVICE	PAC MEETING	LOUISVILLE, KY	13,863.31	15
NATIONAL AGRICULTURAL STATISTICS SERVICE	POTATO WORKSHOP	PORTLAND, OR	9,209.09	9
NATIONAL AGRICULTURAL STATISTICS SERVICE	SPSS DATA MINING CONFERENCE	KANSAS CITY, MO	9,053.50	51
NATIONAL AGRICULTURAL STATISTICS SERVICE	STATISTICAL ASSISTANT WORKSHOP	ATLANTA, GA	3,121.80	1
NATIONAL AGRICULTURAL STATISTICS SERVICE	SEMINAR FOR NEW MANAGERS	SHEPHERDSTOWN, WV	1,127.01	1
NATIONAL AGRICULTURAL STATISTICS SERVICE	SMS III WORKSHOP	LOUISVILLE, KY	11,727.01	20
NATIONAL AGRICULTURAL STATISTICS SERVICE	SPSS DATA MINING CONFERENCE	WASHINGTON, D.C.	18,722.01	16
NATIONAL AGRICULTURAL STATISTICS SERVICE	STATISTICAL ASSISTANT WORKSHOP	LAS VEGAS, NV	1,307.90	1
NATIONAL AGRICULTURAL STATISTICS SERVICE	STATISTICAL ASSISTANT WORKSHOP	LOUISVILLE, KY	12,249.19	14
NATIONAL AGRICULTURAL STATISTICS SERVICE	17TH ANNUAL MOSES CONFERENCE	LA CROSSE, WI	1,497.11	22
NATIONAL AGRICULTURAL STATISTICS SERVICE	17TH ANNUAL MOSES CONFERENCE	LA CROSSE, WI	1,497.11	22
NATIONAL AGRICULTURAL STATISTICS SERVICE	18TH WORLD CONGRESS OF SOIL SCIENCE	PHILADELPHIA, PA	25,748.04	18
NATIONAL AGRICULTURAL STATISTICS SERVICE	15TH INTERNATIONAL SYMPOSIUM ON MANGROVES FISH HABITAT	MIAMI, FL	741.55	1
NATIONAL AGRICULTURAL STATISTICS SERVICE	25TH ANNUAL CENTRAL STATES FOREST SOILS WORKSHOP	CHESTER, NC	2,551.04	8
NATIONAL AGRICULTURAL STATISTICS SERVICE	2ND NATIONAL WATER QUALITY CONFERENCE	PITTSBURGH, PA	2,293.89	2
NATIONAL AGRICULTURAL STATISTICS SERVICE	17TH ANNUAL MOSES CONFERENCE	LA CROSSE, WI	1,497.01	6
NATIONAL AGRICULTURAL STATISTICS SERVICE	4TH ANNUAL SMALL FARM CONFERENCE	GREENSBORO, NC	1,299.01	6

FY 2006

Agency Name	Conference Name	Location of Travel	Total Costs	Staff Attending
NATURAL RESOURCES CONSERVATION SERVICE	50TH ANNUAL CONFERENCE OF SWCD COMMISSIONERS	AMES, IA	2,824.64	17
NATURAL RESOURCES CONSERVATION SERVICE	60TH ANNUAL NATIONAL ASSOCIATION OF CONSERVATION DISTRICTS MEETING	HOLISTON, TX	2,149.57	2
NATURAL RESOURCES CONSERVATION SERVICE	8TH ANNUAL MIDWEST VALUE ADDED AGRICULTURE CONFERENCE	EAU CLAIRE, WI	236.00	1
NATURAL RESOURCES CONSERVATION SERVICE	9TH JOINT FEDERAL INTERAGENCY SEDIMENTATION CONFERENCE	RENO, NV	1,738.05	1
NATURAL RESOURCES CONSERVATION SERVICE	9TH VI NONPOINT SOURCE POLLUTION CONFERENCE AND ROAD MEETING	ST. THOMAS, VI	1,747.91	1
NATURAL RESOURCES CONSERVATION SERVICE	ANNUAL ENVIRONMENTAL REVIEW WORKSHOP	ST. THOMAS, VI	2,529.51	25
NATURAL RESOURCES CONSERVATION SERVICE	AFCD CONFERENCE	ORLANDO, FL	450.40	1
NATURAL RESOURCES CONSERVATION SERVICE	AGSTAR NATIONAL CONFERENCE ON THE STATUS AND POTENTIAL OF ANAEROBIC DIGESTION OF ANIMAL WASTES	MAISON, WI	1,169.89	1
NATURAL RESOURCES CONSERVATION SERVICE	ANNUAL 27TH ANNUAL NATIONAL CONFERENCE	CHARLOTTE, NC	217.90	1
NATURAL RESOURCES CONSERVATION SERVICE	ANNUAL 27TH ANNUAL NATIONAL CONFERENCE	DECATUR, IL	1,539.28	3
NATURAL RESOURCES CONSERVATION SERVICE	ANNUAL 27TH ANNUAL NATIONAL CONFERENCE	SALT SPRINGS, AL	581.69	1
NATURAL RESOURCES CONSERVATION SERVICE	AMERICAN FORAGE AND GRASSLAND COUNCIL (AFGC) 2006 CONFERENCE	SAN ANTONIO, TX	3,524.29	3
NATURAL RESOURCES CONSERVATION SERVICE	AMERICAN INDIAN CONFERENCE	CHARLOTTE, NC	2,236.83	1
NATURAL RESOURCES CONSERVATION SERVICE	AMERICAN SHORE AND BEACH PRESERVATION ASSOCIATION FALL CONFERENCE	SAN FRANCISCO, CA	1,057.05	1
NATURAL RESOURCES CONSERVATION SERVICE	AMERICAN SOCIETY OF AGRICULTURAL AND BIOLOGICAL ENGINEERS ANNUAL INTERNATIONAL MEETING FOR 2006	PORTLAND, OR	848.93	1
NATURAL RESOURCES CONSERVATION SERVICE	ANNUAL HUSBANDRY & CLEAN WATER OFFSITE TRAVEL EXPENSE	ALBUQUERQUE, NM	1,451.14	1
NATURAL RESOURCES CONSERVATION SERVICE	ANNUAL HUSBANDRY & CLEAN WATER OFFSITE TRAVEL EXPENSE	PT WORTH, TX	788.15	1
NATURAL RESOURCES CONSERVATION SERVICE	ANNUAL HUSBANDRY & CLEAN WATER OFFSITE TRAVEL EXPENSE	LINCOLN, NE	588.51	1
NATURAL RESOURCES CONSERVATION SERVICE	ANNUAL HUSBANDRY & CLEAN WATER OFFSITE TRAVEL EXPENSE	LITTLE ROCK, AR	412.72	1
NATURAL RESOURCES CONSERVATION SERVICE	ANNUAL HUSBANDRY & CLEAN WATER OFFSITE TRAVEL EXPENSE	SHEPARDSTOWN, WV	941.48	1
NATURAL RESOURCES CONSERVATION SERVICE	ANNUAL HUSBANDRY & CLEAN WATER OFFSITE TRAVEL EXPENSE	ST. LOUIS, MO	87.50	1
NATURAL RESOURCES CONSERVATION SERVICE	ANNUAL HUSBANDRY & CLEAN WATER OFFSITE TRAVEL EXPENSE	ST. LOUIS, MO	126.08	1
NATURAL RESOURCES CONSERVATION SERVICE	ANNUAL FOOD AND SOCIETY NETWORKING CONFERENCE	ASHVILLE, NC	2,287.93	1
NATURAL RESOURCES CONSERVATION SERVICE	ANNUAL FOOD AND SOCIETY NETWORKING CONFERENCE	ASTEC, NM	673.12	1
NATURAL RESOURCES CONSERVATION SERVICE	ANNUAL SOIL AND WATER CONSERVATION SOCIETY MEETING	KEYSTONE, CO	238.48	1
NATURAL RESOURCES CONSERVATION SERVICE	ANNUAL USDO MEETING	SAN ANTONIO, TX	2,070.75	1
NATURAL RESOURCES CONSERVATION SERVICE	ANNUAL WATERFISHED CONFERENCE	DES MOINES, IA	10,824.11	1
NATURAL RESOURCES CONSERVATION SERVICE	LOCATION OF CONSERVATION PRACTICES COURSE	GUTHRIE CENTER, IA	3,408.32	2
NATURAL RESOURCES CONSERVATION SERVICE	ASA-CSSA-SSSA ANNUAL MEETINGS	SALT LAKE CITY, UT	3,172.47	2
NATURAL RESOURCES CONSERVATION SERVICE	ASA-CSSA-SSSA ANNUAL MEETINGS	SALT LAKE CITY, UT	2,323.33	2
NATURAL RESOURCES CONSERVATION SERVICE	ASSOCIATION OF AMERICAN GEOGRAPHER CONFERENCE	CHICAGO, IL	1,214.92	1
NATURAL RESOURCES CONSERVATION SERVICE	ASSOCIATION OF FISH AND WILDLIFE ANNUAL MEETING	SALT LAKE CITY, UT	2,087.78	2
NATURAL RESOURCES CONSERVATION SERVICE	ASSOCIATION OF FISH AND WILDLIFE ANNUAL MEETING	JAMESTOWN, NY	1,477.47	1
NATURAL RESOURCES CONSERVATION SERVICE	ASSOCIATION OF FISH AND WILDLIFE ANNUAL MEETING	BOSTON, MA	25,808.21	14
NATURAL RESOURCES CONSERVATION SERVICE	ASTM MEETING	BOSTON, MA	9,320.48	4
NATURAL RESOURCES CONSERVATION SERVICE	AUTODEX 2005 CONFERENCE	ONT, CA	666.23	1
NATURAL RESOURCES CONSERVATION SERVICE	BIOMONITORING CONFERENCE	ORLANDO, FL	15,682.96	9
NATURAL RESOURCES CONSERVATION SERVICE	BEST MANAGEMENT PRACTICES WORKSHOP	WACONIA, MN	485.53	1
NATURAL RESOURCES CONSERVATION SERVICE	BEST MANAGEMENT PRACTICES WORKSHOP	NASHVILLE, TN	21,195.18	15
NATURAL RESOURCES CONSERVATION SERVICE	BIENNIAL CONFERENCE FOR WOMEN AT THE UNIVERSITY OF ILLINOIS	CHICAGO, IL	590.45	1
NATURAL RESOURCES CONSERVATION SERVICE	CAPITAL HILL WORKSHOP	WASHINGTON, D.C.	479.75	1
NATURAL RESOURCES CONSERVATION SERVICE	CENTRAL HARDWOOD CONFERENCE	KNOXVILLE, TN	830.60	2
NATURAL RESOURCES CONSERVATION SERVICE	CHAMPION COLORS CONFERENCE	COLUMBIA, MO	2,515.90	11
NATURAL RESOURCES CONSERVATION SERVICE	COMPUTER APPLICATIONS AND QUANTITATIVE METHODS IN ARCHEOLOGY CONFERENCE	FARGO, ND	12,215.56	50
NATURAL RESOURCES CONSERVATION SERVICE	CONSERVATION APPLICATION	SALINA, KS	6,227.48	26
NATURAL RESOURCES CONSERVATION SERVICE	CONSERVATION APPLICATION	CHAMPAIGN, IL	153.30	1
NATURAL RESOURCES CONSERVATION SERVICE	CONSERVATION PRACTICE STANDARDS WRITING WORKSHOP	CHAMPAIGN, IL	888.11	1
NATURAL RESOURCES CONSERVATION SERVICE	CONTRACT ADMINISTRATION FOR CONSTRUCTION CONTRACTS	FORT WORTH, TX	8,897.55	3



FY 2006

Agency Name	Conference Name	Location of Travel	Total Costs	Staff Attending
NATURAL RESOURCES CONSERVATION SERVICE	CPL-CSP WORKSHOP FOR STATE & WATERSHIP EMPLOYEES	ST. LOUIS, MO	2,234.81	1
NATURAL RESOURCES CONSERVATION SERVICE	CSP 06 WKSP	MOBILE, AL	2,018.91	2
NATURAL RESOURCES CONSERVATION SERVICE	DEEP SOUTH FRUIT AND VEGETABLE GROWERS CONFERENCE	MOBILE, AL	171.95	1
NATURAL RESOURCES CONSERVATION SERVICE	DESIGN & CONSTRUCTION ENGINEER MEETING	ARLINGTON, TX	1,403.80	1
NATURAL RESOURCES CONSERVATION SERVICE	DEVELOPMENT COUNCIL'S NATIONAL CONFERENCE AND WORKSHOP	SAVANNAH, GA	2,208.95	14
NATURAL RESOURCES CONSERVATION SERVICE	ENVIRONMENTAL CONSERVATIONIST CONFERENCE	ST. LOUIS, MO	265.34	20
NATURAL RESOURCES CONSERVATION SERVICE	DO NOT NET CONFERENCE	CELEBRATION, FL	697.66	1
NATURAL RESOURCES CONSERVATION SERVICE	EARTH TEAM CONFERENCE	ST. CHARLES, MO	15,488.23	14
NATURAL RESOURCES CONSERVATION SERVICE	EASEMENT ACQUISITION WORKSHOP	DENVER, CO	1,018.27	3
NATURAL RESOURCES CONSERVATION SERVICE	EAST TECHNOLOGY WORKSHOP	HENRICO, VA	1,782.09	2
NATURAL RESOURCES CONSERVATION SERVICE	ECONOMICS OF CONSERVATION PLANNING	RICHMOND, VA	2,627.33	10
NATURAL RESOURCES CONSERVATION SERVICE	ENGINEERING STANDARDS WORKSHOP	WCOLINE, IL	2,771.95	8
NATURAL RESOURCES CONSERVATION SERVICE	ECONOMICS OF CONSERVATION PLANNING	GALLATIN, MT	1,378.35	3
NATURAL RESOURCES CONSERVATION SERVICE	EEO MEETING	ATLANTA, GA	2,362.26	13
NATURAL RESOURCES CONSERVATION SERVICE	EEO MEETING	AUBURN, AL	1,533.98	3
NATURAL RESOURCES CONSERVATION SERVICE	EEO MEETING	SYRACUSE, NY	1,850.73	1
NATURAL RESOURCES CONSERVATION SERVICE	EMPLOYEE NATIONAL AGRONOMIST MEETING	AUBURN, AL	1,850.73	1
NATURAL RESOURCES CONSERVATION SERVICE	ENGINEERING STANDARDS WORKSHOP	STILLWATER, OK	1,800.42	4
NATURAL RESOURCES CONSERVATION SERVICE	ENGINEERING STANDARDS WORKSHOP	COLUMBUS, OH	335.00	1
NATURAL RESOURCES CONSERVATION SERVICE	ENGINEERING WORKSHOP	LAS VEGAS, NV	1,185.49	1
NATURAL RESOURCES CONSERVATION SERVICE	EROSION CONTROL CONFERENCE	AL EXANDRIA, MN	482.30	2
NATURAL RESOURCES CONSERVATION SERVICE	ESRI CONFERENCE	IOWA CITY, IA	1,128.31	4
NATURAL RESOURCES CONSERVATION SERVICE	ESRI CONFERENCE	SALEEM, CA	3,135.32	12
NATURAL RESOURCES CONSERVATION SERVICE	ESRI CONFERENCE	WASHINGTON, D.C.	2,510.44	3
NATURAL RESOURCES CONSERVATION SERVICE	FALL ENGINEERING & TECHNOLOGY SYMPOSIUM	MARQUETTE, MI	728.69	2
NATURAL RESOURCES CONSERVATION SERVICE	FARM TO FUEL SUMMIT	ORLANDO, FL	4,007.64	4
NATURAL RESOURCES CONSERVATION SERVICE	FED INTERAGENCY HYDROLOGIC MODELING & FED INTERAGENCY SEDIMENTATION JOINT	SAN ANTONIO, TX	838.45	1
NATURAL RESOURCES CONSERVATION SERVICE	FEDERAL EMPLOYED WOMEN'S (FEW)	ATLANTA, GA	12,860.84	9
NATURAL RESOURCES CONSERVATION SERVICE	FEDERAL EMPLOYED WOMEN'S PROGRAM	ATLANTA, GA	2,268.15	3
NATURAL RESOURCES CONSERVATION SERVICE	FIELD CONFERENCE: SOIL SCIENCE	MOSCOW, ID	1,602.68	1
NATURAL RESOURCES CONSERVATION SERVICE	FISC WORKSHOP	RENO, NV	1,627.15	1
NATURAL RESOURCES CONSERVATION SERVICE	FISH & WILDLIFE CONFERENCE	CO SPRINGS, CO	1,620.81	3
NATURAL RESOURCES CONSERVATION SERVICE	FUTURE OF CONSERVATION SERVICE	MOBILE, AL	187.90	1
NATURAL RESOURCES CONSERVATION SERVICE	FORAGE AND GRASSLAND CONFERENCE	MOBILE, AL	187.90	1
NATURAL RESOURCES CONSERVATION SERVICE	FPIC TECH SUMMIT ON ANIMAL WASTE	ST. PETERSBURG, FL	4,115.28	3
NATURAL RESOURCES CONSERVATION SERVICE	FUTURE OF AGRICULTURE CONFERENCE	SACRAMENTO, CA	900.79	1
NATURAL RESOURCES CONSERVATION SERVICE	GARTNER SYMPOSIUM	ORLANDO, FL	3,600.87	1
NATURAL RESOURCES CONSERVATION SERVICE	GLCI GRASSING CONFERENCE	EURIEKA SPRINGS, AR	181.95	1
NATURAL RESOURCES CONSERVATION SERVICE	GLCI WORKGROUP WORKSHOP	KANSAS CITY, MO	542.52	1
NATURAL RESOURCES CONSERVATION SERVICE	GRASSING CONFERENCE	STEVENS POINT, WI	385.45	1
NATURAL RESOURCES CONSERVATION SERVICE	GREEN INFRASTRUCTURE CONFERENCE	DES MOINES, IA	149.76	1
NATURAL RESOURCES CONSERVATION SERVICE	GREEN INFRASTRUCTURE REAP GRANT	POLK, IA	240.95	2
NATURAL RESOURCES CONSERVATION SERVICE	GSA CHILD CARE CONFERENCE	CHICAGO, IL	1,576.17	1
NATURAL RESOURCES CONSERVATION SERVICE	HAWAII CONSERVATION ALLIANCE CONFERENCE	HONOLULU, HI	633.04	1
NATURAL RESOURCES CONSERVATION SERVICE	HEART OF AMERICA CONSERVATION SERVICE	CAVE CITY, IN	598.36	6
NATURAL RESOURCES CONSERVATION SERVICE	HEART OF AMERICA GRASSING CONFERENCE	HAMBERG, GE	2,702.86	1
NATURAL RESOURCES CONSERVATION SERVICE	HISTORICAL CONFERENCE	MAUI, HI	3,797.82	1
NATURAL RESOURCES CONSERVATION SERVICE	HUMAN RESOURCES MANAGEMENT CONFERENCE	ST. LOUIS, MO	916.26	1
NATURAL RESOURCES CONSERVATION SERVICE	HYDRAULICS FOR TECHNICIANS COURSE	HAYS, KS	4,600.48	11
NATURAL RESOURCES CONSERVATION SERVICE	HYDROVISION 2005 CONFERENCE	ATLANTA, GA	1,388.63	1
NATURAL RESOURCES CONSERVATION SERVICE	JUSTICE ANNUAL CONFERENCE	INDIANAPOLIS, IN	2,177.14	5

FY 2006

Agency Name	Conference Name	Location of Travel	Total Costs	Staff Attending
NATURAL RESOURCES CONSERVATION SERVICE	IN COA CONFERENCE	INDIANAPOLIS, IN	268.50	1
NATURAL RESOURCES CONSERVATION SERVICE	INCA INTERTRIBAL NATIONAL CONFERENCE	LAS VEGAS, NV	6,157.33	7
NATURAL RESOURCES CONSERVATION SERVICE	INTEGRATED RESTORATION OF RIVERINE, WETLAND, STREAMS, RIPARIAN AREAS, AND FLOODPLAINS IN WATERSHEDS CONFERENCE	WILLIAMSBURG, VA	1,361.90	1
NATURAL RESOURCES CONSERVATION SERVICE	INTEGRATED RESTORATION OF RIVERINE, WETLAND, STREAMS, RIPARIAN AREAS, AND FLOODPLAINS IN WATERSHEDS CONFERENCE	HAMPSHIRE, MA	186.70	2
NATURAL RESOURCES CONSERVATION SERVICE	INTERNATIONAL LAND MAPPING CONFERENCE	OMAHA, NE	817.12	6
NATURAL RESOURCES CONSERVATION SERVICE	INTERNATIONAL LAND MAPPING CONFERENCE	DENVER, CO	216.00	1
NATURAL RESOURCES CONSERVATION SERVICE	INTRODUCTION TO ARC GIS 1	LIVINGSTON, MT	1,079.80	3
NATURAL RESOURCES CONSERVATION SERVICE	INTRODUCTION TO ARC GIS 1	RICHMOND, VA	8,993.33	21
NATURAL RESOURCES CONSERVATION SERVICE	INTRODUCTION TO SOIL SURVEY LEVEL II	MONTICELLO, IL	3,523.27	16
NATURAL RESOURCES CONSERVATION SERVICE	INTRODUCTION TO SOIL SURVEY LEVEL II	INDIANOLA, IL	5,143.89	15
NATURAL RESOURCES CONSERVATION SERVICE	INVA-SOIL-FAIR NETWORK NITROGEN MANAGEMENT CONFERENCE	DES MOINES, IA	1,505.55	1
NATURAL RESOURCES CONSERVATION SERVICE	INVA-SOIL-FAIR NETWORK NITROGEN MANAGEMENT CONFERENCE	PEWEE, VA	332.42	1
NATURAL RESOURCES CONSERVATION SERVICE	INVA-SOIL-FAIR NETWORK NITROGEN MANAGEMENT CONFERENCE AND SCE MEETING	GUTHRIE CENTER, IA	339.72	2
NATURAL RESOURCES CONSERVATION SERVICE	INVA-SOIL-FAIR NETWORK NITROGEN MANAGEMENT CONFERENCE AND SCE MEETING	BOSTON, MA	1,317.87	1
NATURAL RESOURCES CONSERVATION SERVICE	INVA-SOIL-FAIR NETWORK NITROGEN MANAGEMENT CONFERENCE AND SCE MEETING	SACRAMENTO, CA	1,673.85	1
NATURAL RESOURCES CONSERVATION SERVICE	JOINT FEDERAL INTERAGENCY CONFERENCE	RENO, NV	3,971.62	4
NATURAL RESOURCES CONSERVATION SERVICE	JOINT FEDERAL INTERAGENCY CONFERENCE	CHICAGO, IL	1,075.00	1
NATURAL RESOURCES CONSERVATION SERVICE	JOINT FEDERAL INTERAGENCY CONFERENCE	DICKINSON, ND	834.56	7
NATURAL RESOURCES CONSERVATION SERVICE	LOESS HILLS NATIONAL SCENIC BYWAY CONFERENCE	CLEVELAND, OH	1,213.86	1
NATURAL RESOURCES CONSERVATION SERVICE	LOESS HILLS NATIONAL SCENIC BYWAY CONFERENCE	DES MOINES, IA	4,466.33	14
NATURAL RESOURCES CONSERVATION SERVICE	MANAGING FOR EXCELLENCE	RALEIGH, NC	2,395.84	4
NATURAL RESOURCES CONSERVATION SERVICE	MANAGING FOR EXCELLENCE	NASHVILLE, TN	11,282.26	17
NATURAL RESOURCES CONSERVATION SERVICE	MANAGING FOR EXCELLENCE	NASHVILLE, TN	1,456.16	1
NATURAL RESOURCES CONSERVATION SERVICE	MANAGING FOR EXCELLENCE	CHAMPAIGN, IL	2,384.20	16
NATURAL RESOURCES CONSERVATION SERVICE	MANAGING FOR EXCELLENCE	BOISE, ID	1,830.82	1
NATURAL RESOURCES CONSERVATION SERVICE	MANAGING FOR EXCELLENCE	ALBUQUERQUE, NM	984.43	1
NATURAL RESOURCES CONSERVATION SERVICE	MANAGING FOR EXCELLENCE	INDIANAPOLIS, IN	1,619.20	6
NATURAL RESOURCES CONSERVATION SERVICE	MANITOBA NORTH DAKOTA ZERO TILLAGE FARMERS ASSOCIATION WORKSHOP	INDIANAPOLIS, IN	5,565.85	34
NATURAL RESOURCES CONSERVATION SERVICE	MANITOBA NORTH DAKOTA ZERO TILLAGE FARMERS ASSOCIATION WORKSHOP	BISMARCK, ND	350.13	1
NATURAL RESOURCES CONSERVATION SERVICE	MANITOBA NORTH DAKOTA ZERO TILLAGE FARMERS ASSOCIATION WORKSHOP	WISCONSIN, WI	1,000.00	1
NATURAL RESOURCES CONSERVATION SERVICE	MAP COAST AND BAY STEERING COMMITTEE MEETING	WASHINGTON, RI	402.90	1
NATURAL RESOURCES CONSERVATION SERVICE	MASWCD ANNUAL MEETING & TRADE SHOW	ST. PAUL, MN	704.65	2
NATURAL RESOURCES CONSERVATION SERVICE	MICHIGAN SOIL SCIENTIST WINTER CONFERENCE	EAST LANSING, MI	418.59	3
NATURAL RESOURCES CONSERVATION SERVICE	MIDWEST FISH & WILDLIFE CONFERENCE	GRAND RAPIDS, MI	879.70	1
NATURAL RESOURCES CONSERVATION SERVICE	MIDWEST FISH & WILDLIFE CONFERENCE	EAU CLAIRE, WI	389.98	2
NATURAL RESOURCES CONSERVATION SERVICE	MIDWEST FISH & WILDLIFE CONFERENCE	ST. LOUIS, MO	1,509.52	1
NATURAL RESOURCES CONSERVATION SERVICE	N.A.C.D. ANNUAL CONFERENCE	HOUSTON, TX	1,509.52	1
NATURAL RESOURCES CONSERVATION SERVICE	NACD ANNUAL CONFERENCE	HOUSTON, TX	1,678.71	1
NATURAL RESOURCES CONSERVATION SERVICE	NACD ANNUAL MEETING	HOUSTON, TX	1,957.89	1
NATURAL RESOURCES CONSERVATION SERVICE	NACD MEETING FOR THE BENEFIT OF NRCS MA	HOUSTON, TX	1,600.00	1
NATURAL RESOURCES CONSERVATION SERVICE	NARC & DC NATIONAL CONFERENCE AND RCAD WORKSHOP	SAVANNAH, GA	34,371.99	16
NATURAL RESOURCES CONSERVATION SERVICE	NARC&D COUNCIL TRIENNIAL MEETING/WORKSHOP	CLARKSVILLE, TN	1,419.05	1
NATURAL RESOURCES CONSERVATION SERVICE	NARC&D COUNCIL TRIENNIAL MEETING/WORKSHOP	ST. LOUIS, MO	8,869.46	11
NATURAL RESOURCES CONSERVATION SERVICE	NATIONAL AGRODONY CONFERENCE	AUBURN, AL	30,365.34	23
NATURAL RESOURCES CONSERVATION SERVICE	NATIONAL ASSOCIATION OF RCAD COUNCILS CONFERENCE	SAVANNAH, GA	1,180.35	1
NATURAL RESOURCES CONSERVATION SERVICE	NATIONAL ASSOCIATION OF RCAD COUNCILS CONFERENCE	SAVANNAH, GA	1,519.02	1
NATURAL RESOURCES CONSERVATION SERVICE	NATIONAL ASSOCIATION OF RESOURCE CONSERVATION AND DEVELOPMENT (RC&D) COUNCILS	HOUSTON, TX	76,134.77	54
NATURAL RESOURCES CONSERVATION SERVICE	NATIONAL ASSOCIATION OF RESOURCE CONSERVATION AND DEVELOPMENT (RC&D) COUNCILS	SAVANNAH, GA	5,748.67	6
NATURAL RESOURCES CONSERVATION SERVICE	NATIONAL CSP DEBRIEFING WORKSHOP	ARLINGTON, TX	1,256.70	1
NATURAL RESOURCES CONSERVATION SERVICE	NATIONAL DAM SAFETY PROGRAM	SALT LAKE CITY, UT	171.45	1
NATURAL RESOURCES CONSERVATION SERVICE	NATIONAL DAM SAFETY PROGRAM	NEW HANOVER, NC	29,530.30	25
NATURAL RESOURCES CONSERVATION SERVICE	NATIONAL EFFICIENCY WORKSHOP	ST. LOUIS, MO	869.10	1
NATURAL RESOURCES CONSERVATION SERVICE	NATIONAL NACD CONFERENCE PRESENTATION	HOUSTON, TX	4,622.80	6
NATURAL RESOURCES CONSERVATION SERVICE	NATIONAL NACD CONFERENCE PRESENTATION	ST. LOUIS, MO	13,619.94	6
NATURAL RESOURCES CONSERVATION SERVICE	NATIONAL SMALL CONFERENCE & 1ST EAST REG. TECH. CTR	BOONTY, MO		

Agency Name	Conference Name	Location of Travel	Total Costs	Staff Attending
NATURAL RESOURCES CONSERVATION SERVICE	NATIONAL SOCIETY FOR RANGEMENT MANAGEMENT ANNUAL MEETING	VANCOUVER, CANADA	2,083.80	1
NATURAL RESOURCES CONSERVATION SERVICE	NATIONAL WATER QUALITY TRADING CONFERENCE	PITTSBURGH, PA	974.91	1
NATURAL RESOURCES CONSERVATION SERVICE	NATIONAL WILD TURKEY FEDERATION CONVENTION	NASHVILLE, TN	395.66	1
NATURAL RESOURCES CONSERVATION SERVICE	NATIVE AMERICAN NATIONAL CONFERENCE	LAS VEGAS, NV	3,351.68	4
NATURAL RESOURCES CONSERVATION SERVICE	NE BIOENERGY CONFERENCE	BURLINGTON, VT	1,039.10	1
NATURAL RESOURCES CONSERVATION SERVICE	NE BIOENERGY CONFERENCE	BURLINGTON, VT	860.73	1
NATURAL RESOURCES CONSERVATION SERVICE	NE AGRICULTURAL & BIOLOGICAL ENGINEERING CONFERENCE	SHEPHERDSTOWN, WV	450.00	1
NATURAL RESOURCES CONSERVATION SERVICE	NEDC ONE COURSE	OKLAHOMA CITY, OK	557.70	1
NATURAL RESOURCES CONSERVATION SERVICE	NEDC CONCRETE FUNDAMENTALS COURSE	OKLAHOMA CITY, OK	3,335.07	1
NATURAL RESOURCES CONSERVATION SERVICE	NEDC COURSE - CONCRETE FUNDAMENTALS	FORT WORTH, TX	1,243.44	2
NATURAL RESOURCES CONSERVATION SERVICE	NEDC COURSE - CONCRETE FUNDAMENTALS	FORT WORTH, TX	1,243.44	1
NATURAL RESOURCES CONSERVATION SERVICE	NEDC COURSE - ROAD CONCEPTS	ST. LOUIS, MO	1,700.30	1
NATURAL RESOURCES CONSERVATION SERVICE	NEDC ONE COURSE	OKLAHOMA CITY, OK	1,121.02	1
NATURAL RESOURCES CONSERVATION SERVICE	NEDC ORIENTATION FOR NEW EMPLOYEES	NEBRASKA CITY, NE	2,675.55	6
NATURAL RESOURCES CONSERVATION SERVICE	NEDC CONTRACT ADMINISTRATION FOR CONSTRUCTION CONTRACTS COURSE	DES MOINES, IA	2,675.55	13
NATURAL RESOURCES CONSERVATION SERVICE	NEDC EFFECTIVE PRESENTATION COURSE	DEVENTER, CO	13,422.56	1
NATURAL RESOURCES CONSERVATION SERVICE	NEDC EFFECTIVE PRESENTATION COURSE	DEVENTER, CO	13,422.56	1
NATURAL RESOURCES CONSERVATION SERVICE	NEDC EMPLOYEE ORIENTATION	BANGOR, ME	5,238.18	12
NATURAL RESOURCES CONSERVATION SERVICE	NEDC EMPLOYEE ORIENTATION	BANGOR, ME	5,238.18	1
NATURAL RESOURCES CONSERVATION SERVICE	NEDC EMPLOYEE ORIENTATION	ELLENBURG, VA	10,465.59	24
NATURAL RESOURCES CONSERVATION SERVICE	NEDC EMPLOYEE ORIENTATION	BISMARCK, ND	4,105.00	20
NATURAL RESOURCES CONSERVATION SERVICE	NEDC EMPLOYEE ORIENTATION	GREAT FALLS, MT	5,904.04	13
NATURAL RESOURCES CONSERVATION SERVICE	NEDC EMPLOYEE ORIENTATION	NEBRASKA CITY, NE	14,481.74	30
NATURAL RESOURCES CONSERVATION SERVICE	NEDC EMPLOYEE ORIENTATION	NEBRASKA CITY, NE	14,481.74	1
NATURAL RESOURCES CONSERVATION SERVICE	NEDC EMPLOYEE ORIENTATION	CANTON, OH	3,153.60	6
NATURAL RESOURCES CONSERVATION SERVICE	NEDC EMPLOYEE ORIENTATION	MARTINSBURG, WV	6,881.09	7
NATURAL RESOURCES CONSERVATION SERVICE	NEDC EMPLOYEE ORIENTATION	SPOKANE, WA	2,024.13	1
NATURAL RESOURCES CONSERVATION SERVICE	NFBA EXPO INCLUDING TECHNICAL SESSIONS AND TECHNICAL & RESEARCH COMMITTEE MEETING	LITTLE ROCK, AR	1,425.91	1
NATURAL RESOURCES CONSERVATION SERVICE	NFBA EXPO INCLUDING TECHNICAL SESSIONS AND TECHNICAL & RESEARCH COMMITTEE MEETING	ATLANTIC CITY, NJ	7,715.28	81
NATURAL RESOURCES CONSERVATION SERVICE	NO TILL PRESENTATION	EVANSVILLE, IN	200.64	1
NATURAL RESOURCES CONSERVATION SERVICE	NO TILL PRESENTATION	EVANSVILLE, IN	200.64	1
NATURAL RESOURCES CONSERVATION SERVICE	NORRISSE	LITTLE ROCK, AR	5,057.68	5
NATURAL RESOURCES CONSERVATION SERVICE	NORTH AMERICAN WILDLIFE AND NATURAL RESOURCES CONFERENCE	COLUMBUS, OH	960.05	1
NATURAL RESOURCES CONSERVATION SERVICE	NORTH CENTRAL REGIONAL COOPERATIVE SOIL SURVEY CONFERENCE	MEDORA, ND	3,670.44	5
NATURAL RESOURCES CONSERVATION SERVICE	NORTH CENTRAL REGIONAL COOPERATIVE SOIL SURVEY CONFERENCE	BISMARCK, ND	1,840.34	1
NATURAL RESOURCES CONSERVATION SERVICE	NORTH CENTRAL REGIONAL COOPERATIVE SOIL SURVEY CONFERENCE	MEDORA, ND	1,840.34	1
NATURAL RESOURCES CONSERVATION SERVICE	NORTH CENTRAL REGIONAL COOPERATIVE SOIL SURVEY CONFERENCE	MEDORA, ND	1,840.34	1
NATURAL RESOURCES CONSERVATION SERVICE	NORTH CENTRAL REGIONAL COOPERATIVE SOIL SURVEY CONFERENCE	BURLINGTON, NJ	1,055.59	1
NATURAL RESOURCES CONSERVATION SERVICE	NORTH CENTRAL REGIONAL COOPERATIVE SOIL SURVEY CONFERENCE	WALKER, MN	148.40	1
NATURAL RESOURCES CONSERVATION SERVICE	NORTH MINNESOTA SMALL BUSINESS PROCUREMENT FAIR	MANCHESTER, NH	307.82	1
NATURAL RESOURCES CONSERVATION SERVICE	NORTHEAST FRUIT & VEGETABLE CONFERENCE IN SUPPORT REQUIRED CERTIFIED CROP ADVISOR CREDITS NEEDED FOR CERTIFICATION	MANCHESTER, NH	307.82	1
NATURAL RESOURCES CONSERVATION SERVICE	NO TILL ON THE PLAINS ANNUAL CONFERENCE	SALINA, KS	766.39	3
NATURAL RESOURCES CONSERVATION SERVICE	NO TILL ON THE PLAINS ANNUAL CONFERENCE	EVANSVILLE, IN	223.27	1
NATURAL RESOURCES CONSERVATION SERVICE	NPCS CENTRAL ECONOMISTS WORKSHOP	LITTLE ROCK, AR	1,186.23	1
NATURAL RESOURCES CONSERVATION SERVICE	NPCS CO-HOSTED CONFERENCE ENTITLED "SECOND ANNUAL WATER QUALITY TRADING CONFERENCE - IMPLEMENTATION AT THE WATERSHED SCALE"	PITTSBURGH, PA	1,904.70	1
NATURAL RESOURCES CONSERVATION SERVICE	NPCS EARTH TEAM CONFERENCE	CHARLESTON, SC	844.31	1
NATURAL RESOURCES CONSERVATION SERVICE	NPCS EARTH TEAM CONFERENCE	SAN DIEGO, CA	1,768.86	1
NATURAL RESOURCES CONSERVATION SERVICE	NPCS EARTH TEAM CONFERENCE	SAN DIEGO, CA	1,768.86	1
NATURAL RESOURCES CONSERVATION SERVICE	NPCS EARTH TEAM CONFERENCE	FULLERTON, NE	419.22	2
NATURAL RESOURCES CONSERVATION SERVICE	NUT EXPO SPOKER	BIG SKY, MT	2,163.29	1
NATURAL RESOURCES CONSERVATION SERVICE	NUT AND PEST MANAGEMENT	COLUMBIA, SC	1,406.60	10
NATURAL RESOURCES CONSERVATION SERVICE	NUTRIENT AND PEST MANAGEMENT CONSIDERATIONS IN CONSV PLAN	FORT DODGE, IA	2,146.98	1
NATURAL RESOURCES CONSERVATION SERVICE	NUTRIENT MANAGEMENT MEETING	GALLATIN, MT	375.16	1
NATURAL RESOURCES CONSERVATION SERVICE	NUTRIENT MANAGEMENT MEETING	GALLATIN, MT	375.16	1
NATURAL RESOURCES CONSERVATION SERVICE	NUTRIENT MANAGEMENT MEETING	ALEXANDRIA, VA	9,187.14	31
NATURAL RESOURCES CONSERVATION SERVICE	NUTRIENT MANAGEMENT MEETING	ALEXANDRIA, VA	9,187.14	1
NATURAL RESOURCES CONSERVATION SERVICE	OKLAHOMA GRASSLANDS PLANNING COURSE	STILLWATER, OK	221.18	1
NATURAL RESOURCES CONSERVATION SERVICE	OKLAHOMA GRASSLANDS PLANNING COURSE	OKLAHOMA CITY, OK	303.30	1

FY 2006

Agency Name	Conference Name	Location of Travel	Total Costs	Staff Attending
NATURAL RESOURCES CONSERVATION SERVICE	OKLAHOMA GRAZING LANDS CONSERVATION ASSOCIATION ANNUAL CONFERENCE	OKLAHOMA CITY, OK	292.30	1
NATURAL RESOURCES CONSERVATION SERVICE	ORGANIC AND GRAZING CONFERENCE	ST. CLOUD, MN	172.98	1
NATURAL RESOURCES CONSERVATION SERVICE	PAC-RIM ASSOCIATION OF ROAD COUNCILS ANNUAL CONFERENCE	HILLO, HI	2,455.41	1
NATURAL RESOURCES CONSERVATION SERVICE	PASTURE ECOLOGY COURSE	RALEIGH, NC	2,052.45	1
NATURAL RESOURCES CONSERVATION SERVICE	PCA SEMINAR ON SOIL CEMENT AND CONSTRUCTION	PHOENIX, AZ	1,080.90	1
NATURAL RESOURCES CONSERVATION SERVICE	PEST MANAGEMENT FOR CROPS AND FORESTS WITH DISABILITIES	PHOENIX, AZ	1,680.00	1
NATURAL RESOURCES CONSERVATION SERVICE	PLANT HERBARIUM INTERACTIONS COURSE	LOGAN, UT	92.00	1
NATURAL RESOURCES CONSERVATION SERVICE	PRACTICE STANDARD WRITING WORKSHOP	MURFREESBORO, TN	233.89	1
NATURAL RESOURCES CONSERVATION SERVICE	PRESENTATION AT EARTH TEAM MEETING	PHOENIX, AZ	970.80	1
NATURAL RESOURCES CONSERVATION SERVICE	PRESENTATION AT FAS CITRUS GROWERS MEETING	BRADENTON, FL	190.00	1
NATURAL RESOURCES CONSERVATION SERVICE	PRIVATE LANDS & NRCS TECHNICAL COMMITTEE MEETING AT THE ANNUAL NATIONAL WILD TURKEY	NASHVILLE, TN	961.96	1
NATURAL RESOURCES CONSERVATION SERVICE	RECREATION CONVENTION	TUSKEGEE, IL	270.10	1
NATURAL RESOURCES CONSERVATION SERVICE	RESEARCH AND PLANNING FOR THE GRAND PORTAGE TRIBE	GRAND PORTAGE, MN	288.00	1
NATURAL RESOURCES CONSERVATION SERVICE	PROVIDING EQUIP. PLANNING ASSISTANCE FOR THE GRAND PORTAGE TRIBE	MILES CITY, MT	1,645.50	5
NATURAL RESOURCES CONSERVATION SERVICE	RANGELAND HEALTH	ST. CHARLES, MO	265.50	1
NATURAL RESOURCES CONSERVATION SERVICE	REGIONAL EARTH TEAM CONFERENCE	SAVANNAH, GA	1,647.57	1
NATURAL RESOURCES CONSERVATION SERVICE	REQUIRED *TRAIN THE TRAINER* SESSION AND THE NATIONAL ASSOCIATION OF ROAD COUNCILS			
NATURAL RESOURCES CONSERVATION SERVICE	TRIENNIAL MEETING	CHAMPAIGN, IL	1,189.65	4
NATURAL RESOURCES CONSERVATION SERVICE	RESOURCE FARMER TRAINING	DES MOINES, IA	244.30	1
NATURAL RESOURCES CONSERVATION SERVICE	ROLES AND RESPONSIBILITIES OF THE EEO ADVISORY COMMITTEE	COLUMBIA, MO	712.90	2
NATURAL RESOURCES CONSERVATION SERVICE	ROLES AND RESPONSIBILITIES OF THE EEO ADVISORY COMMITTEE	ATLANTA, GA	372.00	1
NATURAL RESOURCES CONSERVATION SERVICE	RULES WORKSHOP	HARRISBURG, PA	1,087.85	1
NATURAL RESOURCES CONSERVATION SERVICE	SALINITY MANAGEMENT FOR SOIL AND WATER	FT. COLLINS, CO	3,137.51	6
NATURAL RESOURCES CONSERVATION SERVICE	SEE 7 DAYS STATE CONSERVATION ENGINEER CONFERENCE	CHENAY, NE	1,116.64	1
NATURAL RESOURCES CONSERVATION SERVICE	SET UP P&ID DISPLAY AND PRESENT INFORMATION ON RESEARCH ACTIVITIES	IRVING, TX	658.54	1
NATURAL RESOURCES CONSERVATION SERVICE	SMALL FARMS CONFERENCE	TAMPA, FL	622.74	2
NATURAL RESOURCES CONSERVATION SERVICE	SOCIETY FOR RANGE MANAGEMENT ANNUAL CONFERENCE	FRANKFORT, KY	1,284.94	1
NATURAL RESOURCES CONSERVATION SERVICE	SOIL & WATER CONSERVATION SOCIETY ANNUAL CONFERENCE	VANCOUVER, CANADA	15,211.94	7
NATURAL RESOURCES CONSERVATION SERVICE	SOIL & WATER CONSERVATION SOCIETY ANNUAL CONFERENCE	SANTA ROSA, NM	1,599.23	1
NATURAL RESOURCES CONSERVATION SERVICE	SOIL & WATER CONSERVATION SOCIETY ANNUAL CONFERENCE	SUMMIT, CO	1,484.80	1
NATURAL RESOURCES CONSERVATION SERVICE	SOIL & WATER CONSERVATION SOCIETY ANNUAL CONFERENCE	SOUTHERN THORNBERCKEN, CO	1,468.06	1
NATURAL RESOURCES CONSERVATION SERVICE	SOIL & WATER CONSERVATION SOCIETY ANNUAL CONFERENCE	KEYSTONE, CO	4,142.97	3
NATURAL RESOURCES CONSERVATION SERVICE	SOIL SCIENCE CONFERENCE	WASILLA, AK	2,648.24	1
NATURAL RESOURCES CONSERVATION SERVICE	SOIL SCIENTIST WORLD TOUR CONFERENCE	PORTLAND, OR	2,299.89	1
NATURAL RESOURCES CONSERVATION SERVICE	SOUTHERN REGIONAL COOPERATIVE SOIL SURVEY CONFERENCE	PHILADELPHIA, PA	2,215.72	1
NATURAL RESOURCES CONSERVATION SERVICE	SOUTHERN REGIONAL COOPERATIVE SOIL SURVEY CONFERENCE	OKLAHOMA CITY, OK	590.48	2
NATURAL RESOURCES CONSERVATION SERVICE	SPATIAL ANALYST GIS WKSHP	FORT WORTH, TX	1,169.62	1
NATURAL RESOURCES CONSERVATION SERVICE	STAFF ASSISTANCE INTERNAL/EXTERNAL INFORMATION CONSERVATION WORKSHOP	WINDOW ROCK, AZ	139.52	1
NATURAL RESOURCES CONSERVATION SERVICE	STATE ENGINEERS MEETING	ALEXANDRIA, MN	1,611.51	7
NATURAL RESOURCES CONSERVATION SERVICE	STATE RANGE WORKSHOP	NAVAJO, AZ	432.21	1
NATURAL RESOURCES CONSERVATION SERVICE	SUMMER CONFERENCE	DECATUR, IL	591.31	3
NATURAL RESOURCES CONSERVATION SERVICE	SUPERVISING FOR EXCELLENCE	IRVING, TX	12,424.47	18
NATURAL RESOURCES CONSERVATION SERVICE	SUPERVISING FOR EXCELLENCE	RICHMOND, VA	5,558.14	9
NATURAL RESOURCES CONSERVATION SERVICE	SUPERVISING FOR EXCELLENCE	RALEIGH, NC	9,211.00	12
NATURAL RESOURCES CONSERVATION SERVICE	SUPERVISING FOR EXCELLENCE	NEBRASKA CITY, NE	9,248.74	9
NATURAL RESOURCES CONSERVATION SERVICE	SUPERVISING FOR EXCELLENCE	NASHVILLE, TN	8,107.69	9
NATURAL RESOURCES CONSERVATION SERVICE	SUPERVISING FOR EXCELLENCE	FORT WORTH, TX	1,479.96	10
NATURAL RESOURCES CONSERVATION SERVICE	SUPERVISING FOR EXCELLENCE	POLK, IA	1,479.96	10
NATURAL RESOURCES CONSERVATION SERVICE	SUPERVISING IN IOWA 101	CLARK, NV	1,791.86	6
NATURAL RESOURCES CONSERVATION SERVICE	SW INDIAN AGRICULTURE ASSOCIATION CONFERENCE	HIDALGO, TX	1,447.33	2
NATURAL RESOURCES CONSERVATION SERVICE	SW REGIONAL HISPANIC FARMERS AND RANCHERS' CONFERENCE	PITTSBURGH, PA	668.32	1
NATURAL RESOURCES CONSERVATION SERVICE	SW CONCO NATIONAL WATER QUALITY TRADING CONFERENCE	FORT WORTH, TX	1,001.19	1
NATURAL RESOURCES CONSERVATION SERVICE	TEACHING AT NEDC COURSE	ST. LOUIS, MO	508.08	1
NATURAL RESOURCES CONSERVATION SERVICE	TECHNOLOGY LIMITED OPEN			
NATURAL RESOURCES CONSERVATION SERVICE	TECHNOLOGY LIMITED OPEN	NOBLESVILLE, IN	273.50	1

FY 2006

Agency Name	Conference Name	Location of Travel	Total Costs	Staff Attending
NATURAL RESOURCES CONSERVATION SERVICE	TELEOSPATIAL TOOLKIT WORKSHOP	SALT LAKE CITY, UT	3,142.38	3
NATURAL RESOURCES CONSERVATION SERVICE	TEXAS ASSOCIATION OF RC&D COUNCILS ANNUAL CONFERENCE	WICHITA FALLS, TX	2,828.32	7
NATURAL RESOURCES CONSERVATION SERVICE	TRAIN THE TRAINER SESSION AND NATIONAL ASSOCIATION OF RC&D COUNCILS TRIENNIAL MEETING	SAVANNAH, GA	1,596.56	1
NATURAL RESOURCES CONSERVATION SERVICE	TRAVEL FOR REMOTE SENSING	REDWOOD FALLS, MN	121.75	1
NATURAL RESOURCES CONSERVATION SERVICE	TRAVEL FORUM 2006	LOS ANGELES, CA	1,232.26	1
NATURAL RESOURCES CONSERVATION SERVICE	UNITED STATES SOCIETY ON DAMS (USSD) SEMINAR	SAN ANTONIO, TX	1,366.28	1
NATURAL RESOURCES CONSERVATION SERVICE	UNITED STATES SOCIETY ON DAMS (USSD) SEMINAR	DURANGO, CO	1,341.11	1
NATURAL RESOURCES CONSERVATION SERVICE	VALUE ADDED CONFERENCE	EAU CLAIRE, WI	86.50	1
NATURAL RESOURCES CONSERVATION SERVICE	WATCHABLE WILDLIFE CONFERENCE	VIRGINIA BEACH, VA	2,099.59	1
NATURAL RESOURCES CONSERVATION SERVICE	WATER QUALITY SYMPOSIUM	AUBURN, NY	3,491.59	10
NATURAL RESOURCES CONSERVATION SERVICE	WESTERN AGRICULTURAL CONSERVATION ASSOCIATION MEETING	PORTLAND, ME	1,856.97	2
NATURAL RESOURCES CONSERVATION SERVICE	WESTERN AGRICULTURAL CONSERVATION ASSOCIATION MEETING	PARK CITY, UT	4,036.91	7
NATURAL RESOURCES CONSERVATION SERVICE	WESTERN RESOURCE CONSERVATION AND DEVELOPMENT (RC&D) ASSOCIATION CONFERENCE	KEARNEY, NE	1,374.85	1
NATURAL RESOURCES CONSERVATION SERVICE	WESTERN RESOURCE CONSERVATION AND DEVELOPMENT (RC&D) ASSOCIATION WORKSHOP	KANSAS CITY, MO	212.90	1
NATURAL RESOURCES CONSERVATION SERVICE	WILDLIFE SOCIETY CONFERENCE	CHATSWORTH, GA	184.32	1
NATURAL RESOURCES CONSERVATION SERVICE	WILDLIFE SOCIETY CONFERENCE	SOUTH BEND, IN	107.98	1
NATURAL RESOURCES CONSERVATION SERVICE	WINDREAVOOR CONTROL WORKSHOP	MOOREHEAD, MS	41.00	1
NATURAL RESOURCES CONSERVATION SERVICE	WINDREAVOOR CONTROL WORKSHOP	ST. LOUIS, MO	2,260.39	2
OFFICE OF BUDGET & PROGRAM ANALYSIS	MANAGING ENERGY RISKS	KANSAS CITY, MO	1,820.07	2
OFFICE OF BUDGET & PROGRAM ANALYSIS	WORLD AID CONFERENCE	KANSAS CITY, MO	2,195.00	1
OFFICE OF COMMUNICATIONS	COMMUNICATION MEDIA MANAGEMENT INSTITUTE	CARY, NC	5,278.00	2
OFFICE OF COMMUNICATIONS	FEDERAL EMPLOYED WOMEN'S (FEW)	ATLANTA, GA	6,900.00	3
OFFICE OF COMMUNICATIONS	NATIONAL ASSOCIATION OF BROADCASTERS, RADIO, TELEVISION NEWS DIRECTORS ASSOCIATION (NAB)	LAS VEGAS, NV	3,856.14	2
OFFICE OF THE CHIEF FINANCIAL OFFICER	ASSOCIATION OF GOVERNMENT ACCOUNTS	SAN DIEGO, CA	384.15	2
OFFICE OF THE CHIEF INFORMATION OFFICER	20TH ANNUAL EXECUTIVE FORUM	BRANSON, MO	1,611.15	1
OFFICE OF THE CHIEF INFORMATION OFFICER	BUSINESS FORMS MANAGEMENT (BFM)	PHOENIX, AZ	6,321.11	5
OFFICE OF THE CHIEF INFORMATION OFFICER	CA WORLD	LAS VEGAS, NV	1,391.52	1
OFFICE OF THE CHIEF INFORMATION OFFICER	CES GOVERNMENT 2006 CONFERENCE	LAS VEGAS, NV	902.98	1
OFFICE OF THE CHIEF INFORMATION OFFICER	CISCO	SAN ANTONIO, TX	2,456.15	3
OFFICE OF THE CHIEF INFORMATION OFFICER	DATA CENTER WORLD CONFERENCE	DENVER, CO	1,367.18	1
OFFICE OF THE CHIEF INFORMATION OFFICER	E-AUTH	ATLANTA, GA	1,384.35	1
OFFICE OF THE CHIEF INFORMATION OFFICER	FEDERAL EXECUTIVE BOARD 2006 FORUM	WASHINGTON, D.C.	723.14	3
OFFICE OF THE CHIEF INFORMATION OFFICER	GARTNER SYMPOSIUM - IT INFRASTRUCTURE MANAGEMENT (ITIM) CONFERENCE	BRANSON, MO	1,382.55	1
OFFICE OF THE CHIEF INFORMATION OFFICER	INFORMATION PROCESSING INTERAGENCY CONFERENCE (IPIC)	LAS VEGAS, NV	4,437.60	4
OFFICE OF THE CHIEF INFORMATION OFFICER	INFORMATION SECURITY 2006	ORLANDO, FL	1,198.85	1
OFFICE OF THE CHIEF INFORMATION OFFICER	IRMCO	ORLANDO, FL	305.00	1
OFFICE OF THE CHIEF INFORMATION OFFICER	IT LEADERSHIP	WILLIAMSBURG, VA	582.06	1
OFFICE OF THE CHIEF INFORMATION OFFICER	LINK WORLD CONFERENCE	CHICAGO, IL	1,709.49	1
OFFICE OF THE CHIEF INFORMATION OFFICER	LOTUS SPHERE CONFERENCE	SAN FRANCISCO, CA	1,731.30	1
OFFICE OF THE CHIEF INFORMATION OFFICER	MICROSOFT MANAGEMENT SUMMIT	ORLANDO, FL	3,017.38	3
OFFICE OF THE CHIEF INFORMATION OFFICER	MICROSOFT PUBLIC SECTOR CONFERENCE	SAN DIEGO, CA	1,198.71	1
OFFICE OF THE CHIEF INFORMATION OFFICER	MICROSOFT TECHNICAL EDUCATION CONFERENCE	SEATTLE, WA	12,049.06	10
OFFICE OF THE CHIEF INFORMATION OFFICER	SHARE CONFERENCE	BOSTON, MA	4,254.99	1
OFFICE OF THE CHIEF INFORMATION OFFICER	SHARE CONFERENCE	BALTIMORE, MD	3,127.34	2
OFFICE OF THE CHIEF INFORMATION OFFICER	STORAGE DEC CONFERENCE	BALTIMORE, MD	863.35	3
OFFICE OF THE CHIEF INFORMATION OFFICER	VISION 2006	LAS VEGAS, NV	1,387.71	1
OFFICE OF THE EXECUTIVE SECRETARIAT	FEDERAL EMPLOYED WOMEN'S (FEW)	SAN FRANCISCO, CA	1,288.00	1
OFFICE OF THE GENERAL COUNSEL	19TH CONTRACT ATTORNEY'S COURSE	ATLANTA, GA	1,988.79	1
OFFICE OF THE GENERAL COUNSEL	ADVANCED EMPLOYMENT LAW	CHARLOTTEVILLE, VA	309.00	1
OFFICE OF THE GENERAL COUNSEL	ADVANCED EMPLOYMENT LAW	SALT LAKE CITY, UT	300.00	1
OFFICE OF THE GENERAL COUNSEL	ADVANCED EMPLOYMENT LAW	SALT LAKE CITY, UT	300.00	1
OFFICE OF THE GENERAL COUNSEL	AGRICULTURAL LAW	TIFTON, GA	17,880	1

Agency Name	Conference Name	Location of Travel	Total Costs	Staff Attending
OFFICE OF THE GENERAL COUNSEL	AGRICULTURAL LAW	KANSAS CITY, MO	\$45.00	
OFFICE OF THE GENERAL COUNSEL	APHIS NATIONAL SAFETY AND HEALTH CONFERENCE	NEW ORLEANS, LA	1,445.19	1
OFFICE OF THE GENERAL COUNSEL	CROP INSURANCE WORKSHOP	KANSAS CITY, MO	10.00	1
OFFICE OF THE GENERAL COUNSEL	DEBT COLLECTION	WASHINGTON, D.C.	872.20	1
OFFICE OF THE GENERAL COUNSEL	EPA CONFERENCE	ST. LOUIS, MO	1,000.00	2
OFFICE OF THE GENERAL COUNSEL	FINANCIAL SERVICES CONFERENCE	KANSAS CITY, MO	1,437.88	2
OFFICE OF THE GENERAL COUNSEL	FS LANDS MEETING	ST. LOUIS, MO	200.45	1
OFFICE OF THE GENERAL COUNSEL	FS R&N ANNUAL LEADERSHIP TEAM CONFERENCE	SHEPHERDSTOWN, WVA	1,270.53	1
OFFICE OF THE GENERAL COUNSEL	FS REGIONAL FIRE MANAGEMENT CONF	BEMIDJI, MN	159.08	1
OFFICE OF THE GENERAL COUNSEL	FS MANAGERS MEETING	MILLE LAACS, MN	184.82	1
OFFICE OF THE GENERAL COUNSEL	GOVERNMENT PERSONNEL MOCK HEARING AND ALTERNATIVE DISPUTE RESOLUTION	WASHINGTON, D.C.	3.00	1
OFFICE OF THE GENERAL COUNSEL	LABOR LAW	WASHINGTON, D.C.	1,000.00	1
OFFICE OF THE GENERAL COUNSEL	LAKES STATES NF MINERALS CONFERENCE	IRONWOOD, MI	435.77	1
OFFICE OF THE GENERAL COUNSEL	NAT BANKRUPTCY TRUSTEES PANEL	MINNEAPOLIS, MN	5.00	1
OFFICE OF THE GENERAL COUNSEL	NATURAL RESOURCES DAMAGE ACQUISITION RESTORATION ADVISORY COMMITTEE (NRDARAC)	SHEPHERDSTOWN, WVA	179.47	1
OFFICE OF THE GENERAL COUNSEL	NRDARAC MEETINGS	DENVER, CO	1,347.17	1
OFFICE OF THE GENERAL COUNSEL	NRDARAC MEETINGS	PHOENIX, AZ	1,375.12	1
OFFICE OF THE GENERAL COUNSEL	OGC MANAGEMENT CONFERENCE	WASHINGTON, D.C.	24,735.94	17
OFFICE OF THE GENERAL COUNSEL	PACA MANAGERS MEETING	WASHINGTON, D.C.	40.00	2
OFFICE OF THE GENERAL COUNSEL	RD MULTISTATE MPH CONFERENCE	BISMARCK, ND	1,087.10	2
OFFICE OF THE GENERAL COUNSEL	RD TECHNICAL CONFERENCE	BRANSON, MN	154.67	1
OFFICE OF THE GENERAL COUNSEL	SEMI-ANNUAL APPEALS & LITIGATION	SAN DIEGO, CA	2,000.00	1
OFFICE OF THE GENERAL COUNSEL	SUPPORT STAFF TEAM BUILDING	LEADVILLE, CO	720.53	6
OFFICE OF THE GENERAL COUNSEL	UNDERSTANDING THE INTRICACIES OF THE ATTORNEY-CLIENT PRIVILEGE	WASHINGTON, D.C.	70.00	1
OFFICE OF THE GENERAL COUNSEL	USDA/CAP DEVELOPMENT CONFERENCE	BOULDER, CO	8,570.69	17
OFFICE OF THE GENERAL COUNSEL	WILDERNESS RENEWALS	LEADVILLE, CO	14.00	1
OFFICE OF THE GENERAL COUNSEL	WORLD AID CONFERENCE	KANSAS CITY, MO	75.43	2
OFFICE OF THE GENERAL COUNSEL	ZERO BENEFIT INTEGRITY CONFERENCE	ORLANDO, FL	870.90	1
OFFICE OF THE GENERAL COUNSEL	16TH BIENNIAL FORUM OF GOVERNMENT AUDITORS	SAN JOSE, CA	1,313.00	1
OFFICE OF THE INSPECTOR GENERAL	29TH ANNUAL NATIONAL FOOD POLICY CONFERENCE	WASHINGTON, D.C.	125.00	1
OFFICE OF THE INSPECTOR GENERAL	ACCESS 2003 - LEVEL 2	AUSTIN, TX	1,936.00	2
OFFICE OF THE INSPECTOR GENERAL	ADVANCED-INSTRUCTOR TECHNIQUES FOR NON-LETHAL AMMUNITION	CHATTENHAM, MO	1,148.85	1
OFFICE OF THE INSPECTOR GENERAL	AGA CONFERENCE	ATLANTA, GA	4,893.00	9
OFFICE OF THE INSPECTOR GENERAL	AGA CONFERENCE	KANSAS CITY, MO	169.00	1
OFFICE OF THE INSPECTOR GENERAL	AGRICULTURAL LAW SYMPOSIUM	KANSAS CITY, MO	1,015.40	1
OFFICE OF THE INSPECTOR GENERAL	AGRICULTURAL OUTLOOK FORUM	WASHINGTON, D.C.	62.00	1
OFFICE OF THE INSPECTOR GENERAL	AMERICAN SOCIETY OF ACCESS PROFESSIONALS (ASAP)	WASHINGTON, D.C.	985.00	2
OFFICE OF THE INSPECTOR GENERAL	ASSERTIVENESS SKILLS	WASHINGTON, D.C.	523.00	1
OFFICE OF THE INSPECTOR GENERAL	ASSOCIATION OF DIRECTORS OF INVESTMENT CONFERENCE	WIRGINIA BEACH, VA	720.85	1
OFFICE OF THE INSPECTOR GENERAL	AUDIT PLANNING MEETING	ALEXANDRIA, VA	8,189.00	6
OFFICE OF THE INSPECTOR GENERAL	AUDIT PLANNING MEETING	ARLINGTON, VA	10,565.00	7
OFFICE OF THE INSPECTOR GENERAL	BASIC STAFFING	WASHINGTON, D.C.	1,145.00	1
OFFICE OF THE INSPECTOR GENERAL	BEST VALUE SOURCE SELECTION USING TRADEOFFS	VIENNA, VA	583.00	1
OFFICE OF THE INSPECTOR GENERAL	BEST VALUE SOURCE SELECTION USING TRADEOFFS	WASHINGTON, D.C.	588.00	1
OFFICE OF THE INSPECTOR GENERAL	BUSINESS WRITING SOLUTIONS SEMINAR	OAKLAND, CA	402.10	2
OFFICE OF THE INSPECTOR GENERAL	CONTINUING LEGAL EDUCATION (CLEP)	GLYNCO, GA	2,050.25	2
OFFICE OF THE INSPECTOR GENERAL	COURT REPORTING CONFERENCE FOR AUSA	MINNEAPOLIS, MN	1,562.04	2
OFFICE OF THE INSPECTOR GENERAL	CRIINAL FORFEITURE CONFERENCE FOR AUSA	MINNEAPOLIS, MN	1,562.04	2
OFFICE OF THE INSPECTOR GENERAL	CSFEES 2006 ADMINISTRATIVE OFFICERS CONFERENCE	RAPID CITY, SD	1,211.00	1
OFFICE OF THE INSPECTOR GENERAL	DOO - CYBER CRIME CONFERENCE	TAMPA BAY, FL	1,288.97	1

FY 2008

Agency Name	Conference Name	Location of Travel	Total Costs	Staff Attending
OFFICE OF THE INSPECTOR GENERAL	EBT BENEFIT INTEGRITY CONFERENCE	ORLANDO, FL	\$18.00	1
OFFICE OF THE INSPECTOR GENERAL	EBT MEETING	HECENDA HEIGHTS	19,855.58	18
OFFICE OF THE INSPECTOR GENERAL	EMERGING TRENDS IN FRAUD INVESTIGATION AND PREVENTION	COLUMBUS, OHIO	1,233.00	5
OFFICE OF THE INSPECTOR GENERAL	ESSENTIAL LITIGATION SKILLS	WASHINGTON, D.C.	775.00	1
OFFICE OF THE INSPECTOR GENERAL	FACED CONFERENCE	CHARLOTTESVILLE, VA	352.00	1
OFFICE OF THE INSPECTOR GENERAL	FALL MEETING	WASHINGTON, D.C.	1,116.00	1
OFFICE OF THE INSPECTOR GENERAL	FARM SERVICE AGENCY PLANNING CONFERENCE	SPRINGFIELD, IL	303.20	2
OFFICE OF THE INSPECTOR GENERAL	FEDERAL DISPUTE RESOLUTION (FDR)	SAN ANTONIO, TX	1,655.00	1
OFFICE OF THE INSPECTOR GENERAL	FEDERAL WOMENS PROGRAM	ATLANTA, GA	2,575.00	1
OFFICE OF THE INSPECTOR GENERAL	FINANCIAL INVESTIGATIONS SEMINAR	NEW ENGLAND, ME	1,807.25	1
OFFICE OF THE INSPECTOR GENERAL	FIREARMS INSTRUCTOR REFRESHER (FIRTP)	GLYNCO, GA	595.05	1
OFFICE OF THE INSPECTOR GENERAL	FSA 224 STATEMENT OF TRANSACTIONS	WASHINGTON, DC	1,440.00	1
OFFICE OF THE INSPECTOR GENERAL	FSA 224 STATEMENT OF TRANSACTIONS	WASHINGTON, DC	1,107.00	1
OFFICE OF THE INSPECTOR GENERAL	FSA NEBRASKA CROP FORUM	LINCOLN, NE	1,081.00	2
OFFICE OF THE INSPECTOR GENERAL	FSA STATEWIDE CONFERENCE	THOMPSONVILLE, MI	121.65	1
OFFICE OF THE INSPECTOR GENERAL	FUNDAMENTAL ACCOUNTING PROCEDURES	WASHINGTON, D.C.	395.00	1
OFFICE OF THE INSPECTOR GENERAL	FUNDAMENTALS OF WRITING	WASHINGTON, D.C.	699.00	1
OFFICE OF THE INSPECTOR GENERAL	GATLINBURG LAW ENFORCEMENT CONFERENCE	GATLINBURG, TN	1,116.00	2
OFFICE OF THE INSPECTOR GENERAL	INTERMEDIATE AGENCY TRAINING FOR ERM OFFICE	WASHINGTON, D.C.	1,116.00	2
OFFICE OF THE INSPECTOR GENERAL	IG INSTITUTE: ESSENTIAL SKILLS AND TECHNIQUES FOR EVALUATORS AND INSPECTORS	WASHINGTON, D.C.	2,360.00	3
OFFICE OF THE INSPECTOR GENERAL	IG INSTITUTE: THE AUDIT PROCESS: AN OVERVIEW FOR NON-AUDITORS	ROSSI, VA	1,240.00	2
OFFICE OF THE INSPECTOR GENERAL	IG MANAGEMENT CONFERENCE	GLYNCO, GA	463.88	1
OFFICE OF THE INSPECTOR GENERAL	INFORMATION TECHNOLOGY ACQUISITION	VIENNA, VA	658.00	1
OFFICE OF THE INSPECTOR GENERAL	INTER AGENCY PUBLIC CORRUPTION CONFERENCE	BALTIMORE, MD	328.85	1
OFFICE OF THE INSPECTOR GENERAL	INTERMEDIATE AGENCY TRAINING FOR ERM OFFICE	WASHINGTON, D.C.	1,116.00	2
OFFICE OF THE INSPECTOR GENERAL	INTERNATIONAL SYMPOSIUM ON AGRO-TERROISM	KANSAS CITY, MO	3,559.48	5
OFFICE OF THE INSPECTOR GENERAL	INTERNATIONAL SYMPOSIUM AGRO-TERROISM	KANSAS CITY, MO	3,559.48	5
OFFICE OF THE INSPECTOR GENERAL	INTERNATIONAL SYMPOSIUM AGRO-TERROISM	KANSAS CITY, MO	3,559.48	5
OFFICE OF THE INSPECTOR GENERAL	INTRODUCTION TO SUPERVISION	MIAMI, FL	1,247.05	1
OFFICE OF THE INSPECTOR GENERAL	JOINT FOOD/AGRICULTURE SECURITY CONFERENCE	WASHINGTON, D.C.	6,093.00	2
OFFICE OF THE INSPECTOR GENERAL	LAW ENFORCEMENT COORDINATING CONFERENCE	MIAMI, FL	724.00	1
OFFICE OF THE INSPECTOR GENERAL	LAW ENFORCEMENT COORDINATING CONFERENCE	MIAMI, FL	724.00	1
OFFICE OF THE INSPECTOR GENERAL	MANAGEMENT (MAG) CONFERENCE	VAIL, CO	918.90	2
OFFICE OF THE INSPECTOR GENERAL	MANAGEMENT (MAG) CONFERENCE	ALEXANDRIA, VA	1,131.00	7
OFFICE OF THE INSPECTOR GENERAL	MICROSOFT ACTIVE DIRECTORY	WASHINGTON, D.C.	1,632.71	1
OFFICE OF THE INSPECTOR GENERAL	NATIONAL SMALL BUSINESS FEDERAL PROCUREMENT SUMMIT	WASHINGTON, D.C.	1,645.48	1
OFFICE OF THE INSPECTOR GENERAL	NATIONAL TECHNICAL INVESTIGATIONS ASSOCIATION (NTIA)	WASHINGTON, D.C.	353.00	1
OFFICE OF THE INSPECTOR GENERAL	NAVIGATING THE SYSTEM	SACRAMENTO, CA	9,487.65	5
OFFICE OF THE INSPECTOR GENERAL	OFFICE OF THE INSPECTOR GENERAL	WASHINGTON, D.C.	275.00	1
OFFICE OF THE INSPECTOR GENERAL	PACIFIC NORTHWEST INTERGOVERNMENTAL AUDIT FORUM	PORTLAND, OR	1,380.00	1
OFFICE OF THE INSPECTOR GENERAL	PLANT BIOLOGY CONFERENCE	BOSTON, MA	1,671.84	1
OFFICE OF THE INSPECTOR GENERAL	PRACTICAL LITIGATION	WASHINGTON, D.C.	776.00	1
OFFICE OF THE INSPECTOR GENERAL	PREPARING FEDERAL FINANCIAL STATEMENTS	ARLINGTON, VA	333.00	1
OFFICE OF THE INSPECTOR GENERAL	PRE-RETIREMENT PLANNING FOR LAW ENFORCEMENT AND PREFIGHTERS	CHICAGO, IL	572.50	1
OFFICE OF THE INSPECTOR GENERAL	PRESIDENT'S COUNCIL ON INTEGRITY AND EFFICIENCY (PCI) CONFERENCE AND MEETING	FORTSMOUTH, VA	1,517.95	1
OFFICE OF THE INSPECTOR GENERAL	PROCESSING PERSONNEL ACTIONS	WASHINGTON, D.C.	1,295.00	1
OFFICE OF THE INSPECTOR GENERAL	PROGRAM INTEGRITY CONFERENCE	WASHINGTON, D.C.	100.00	1
OFFICE OF THE INSPECTOR GENERAL	RANGE DEVELOPMENT AND OPERATIONS CONFERENCE	ATLANTA, GA	1,646.40	1
OFFICE OF THE INSPECTOR GENERAL	RURAL DEVELOPMENT STATEWIDE CONFERENCE	TRAVERSE CITY, MI	137.17	1
OFFICE OF THE INSPECTOR GENERAL	SEMINAR FOR NEW MANAGERS	SHEPHERDSTOWN, WV	4,599.10	1
OFFICE OF THE INSPECTOR GENERAL	SOUTHEAST INTERGOVERNMENTAL AUDIT FORUM	RALEIGH, NC	1,120.00	3
OFFICE OF THE INSPECTOR GENERAL	SOUTHEAST INTERGOVERNMENTAL AUDIT FORUM	RALEIGH, NC	1,120.00	3
OFFICE OF THE INSPECTOR GENERAL	SOUTHEAST INTERGOVERNMENTAL AUDIT FORUM	RALEIGH, NC	1,120.00	3
OFFICE OF THE INSPECTOR GENERAL	SPANISH IMMERSION	SAVANNAH, GA	2,117.00	3
OFFICE OF THE INSPECTOR GENERAL	SPECIALTY CROPS REGULATORY INITIATIVE	INDIANAPOLIS, IN	2,104.29	2
OFFICE OF THE INSPECTOR GENERAL	STANDARD GENERAL LEDGER	WASHINGTON, D.C.	70.00	1
OFFICE OF THE INSPECTOR GENERAL	TASK AND DELIVERY ORDER CONTRACTING	WASHINGTON, D.C.	585.00	2
OFFICE OF THE INSPECTOR GENERAL	TASK AND DELIVERY ORDER CONTRACTING	WASHINGTON, D.C.	585.00	2
OFFICE OF THE INSPECTOR GENERAL	TASK AND DELIVERY ORDER CONTRACTING	WASHINGTON, D.C.	585.00	2
OFFICE OF THE INSPECTOR GENERAL	TASK AND DELIVERY ORDER CONTRACTING	WASHINGTON, D.C.	585.00	2

FY 2006

Agency Name	Conference Name	Location of Travel	Total Costs	Staff Attending
OFFICE OF THE INSPECTOR GENERAL	TIME MANAGEMENT SEMINAR	WASHINGTON, D.C.	1,217.00	1
OFFICE OF THE INSPECTOR GENERAL	UNIVERSITY OF KANSAS PINE BLUFF (UAPB) YOUTH MOTIVATIONAL TASKFORCE	PINE BLUFF, AR	981.65	1
OFFICE OF THE INSPECTOR GENERAL	USDA-USAID INTERNATIONAL FOOD AID CONFERENCE	KANSAS CITY, MO	24.00	1
OFFICE OF THE INSPECTOR GENERAL	WORLD AID CONFERENCE	KANSAS CITY, MO	992.82	1
RISK MANAGEMENT AGENCY	WRITING FOR RESULTS	KANSAS CITY, MO	1,483.00	1
RISK MANAGEMENT AGENCY	8TH ANNUAL CONFERENCE ON BIOFUELS	MINOT, ND	1,000.00	1
RISK MANAGEMENT AGENCY	1580 AG RESEARCH DIRECTORS CONFERENCE	ATLANTA, GA	1,000.00	1
RISK MANAGEMENT AGENCY	20TH ANNUAL EXECUTIVE FORUM	BRANSON, MO	312.23	1
RISK MANAGEMENT AGENCY	31ST BEAN DAY	FARGO, ND	219.28	1
RISK MANAGEMENT AGENCY	4TH ANNUAL ASSOCIATION OF GOVERNMENT ACCOUNTANTS NATIONAL LEADERSHIP CONFERENCE	WASHINGTON, D.C.	30.00	1
RISK MANAGEMENT AGENCY	5TH ANNUAL FRINGER LAKE GRAPE GROWERS CONVENTION	WATERLOO, NY	1,893.93	3
RISK MANAGEMENT AGENCY	5TH ANNUAL FRINGER LAKE GRAPE GROWERS CONVENTION	MCHAL, ND	433.80	1
RISK MANAGEMENT AGENCY	8TH ANNUAL WORLD POTATO CONGRESS	BOISE, ID	630.28	1
RISK MANAGEMENT AGENCY	8TH INTERNATIONAL CONF ON PRECISION AGRICULTURE	ST. PAUL, MN	525.00	1
RISK MANAGEMENT AGENCY	AREA ANNUAL CONFERENCE	LONG BEACH, CA	2,351.09	4
RISK MANAGEMENT AGENCY	AFEE60 ORG ADM LEADERS & AEE60 SPECIAL PROBLEMS	RALEIGH, NC	2,500.00	1
RISK MANAGEMENT AGENCY	AFLATOXIN FUNCTIONALITY WORKSHOP 2005	BETTERDORF, IA	855.85	1
RISK MANAGEMENT AGENCY	AGRI-TECH CONFERENCE	SPokane, WA	705.38	1
RISK MANAGEMENT AGENCY	AG PLANT BIOLOGY	SPokane, WA	1,275.84	1
RISK MANAGEMENT AGENCY	AGR EVALUATION	KANSAS CITY, MO	654.72	1
RISK MANAGEMENT AGENCY	AGR LITE PRESENTATION	BANDON, OR	16.00	1
RISK MANAGEMENT AGENCY	AGRICULTURAL OUTLOOK FORUM	ARLINGTON, VA	3,999.60	2
RISK MANAGEMENT AGENCY	AGRICULTURAL OUTLOOK FORUM	WASHINGTON, D.C.	2,524.75	2
RISK MANAGEMENT AGENCY	AGR LITE EXHIBITION MEETING	WASHINGTON, D.C.	118.06	1
RISK MANAGEMENT AGENCY	AGR LITE EXHIBITION MEETING	PULLMAN, WA	661.04	1
RISK MANAGEMENT AGENCY	ALASKA FARM FORUM	DELTA JUNCTION, ALASKA	2,117.87	1
RISK MANAGEMENT AGENCY	ALFALFA SEED GROWER MEETING	POWELL, WY	118.06	1
RISK MANAGEMENT AGENCY	ALFALFA SEED GROWER MEETING	RENO, NV	220.61	1
RISK MANAGEMENT AGENCY	ALTERNATIVE CROPS/BIO-FUELS	DOUGLAS, WY	1,030.48	1
RISK MANAGEMENT AGENCY	ANNUAL CLAIMS MANAGERS CONFERENCE	KANSAS CITY, MO	1,457.88	1
RISK MANAGEMENT AGENCY	ANNUAL CLAIMS MANAGERS CONFERENCE	KANSAS CITY, MO	818.95	1
RISK MANAGEMENT AGENCY	ANNUAL RO DIRECTORS MEETING	SAN ANTONIO, TX	1,091.12	1
RISK MANAGEMENT AGENCY	ANNUAL SOUTHWEST REGIONAL CONFERENCE	BISMARCK, ND	852.47	1
RISK MANAGEMENT AGENCY	APIH PROCEDURE MEETING	KANSAS CITY, MO	1,573.65	1
RISK MANAGEMENT AGENCY	APPLE POLICY AND LASH MEETING	RENO, NV	1,270.59	1
RISK MANAGEMENT AGENCY	ASPRS CONFERENCE	RENO, NV	1,270.59	1
RISK MANAGEMENT AGENCY	BARLEY GROWER MEETINGS	CONRAD & FAIRFIELD, MT	215.93	1
RISK MANAGEMENT AGENCY	BEDDOE TRIAL	YAKIMA, WA	410.00	3
RISK MANAGEMENT AGENCY	BERRY MEETINGS	COLLEGE STATION, TX	672.93	2
RISK MANAGEMENT AGENCY	BIA TENANT FARMERS WORKSHOP	CLACKAMAS, OR	362.08	1
RISK MANAGEMENT AGENCY	BIOFUEL PRODUCTION CONFERENCE	PASADENA, CA	569.62	2
RISK MANAGEMENT AGENCY	BOOTHILL IRRIGATION CONFERENCE	SACRAMENTO, CA	10.00	1
RISK MANAGEMENT AGENCY	CA APPLE GRADING SCHOOL	DODGE CITY, KS	457.83	1
RISK MANAGEMENT AGENCY	CANOLA CONFERENCE	MINOT, ND	214.64	1
RISK MANAGEMENT AGENCY	CANOLA TOUR	MINOT, ND	278.60	1
RISK MANAGEMENT AGENCY	CANOLA MUSTARD MEETING	MINOT, ND	1,083.00	1
RISK MANAGEMENT AGENCY	CHICOTON I PROGRAM INTEGRITY	GREENVILLE, MS	349.52	2
RISK MANAGEMENT AGENCY	CHERRY INSTITUTE MEETING	YAKIMA, WA	1,811.18	2
RISK MANAGEMENT AGENCY	COMBO WORKSHOP	KANSAS CITY, MO	2,000.00	2
RISK MANAGEMENT AGENCY	COMMUNITY FOOD SECURITY COALITION	ATLANTA, GA	409.07	1
RISK MANAGEMENT AGENCY	CONTINUITY OF OFFICE OPERATIONS PROGRAM (COOP)	FEMA EMERGENCY MANAGEMENT INSTITUTE - EMITSBURG, MARYLAND		



Agency Name	Credentialed Name	Location of Travel	Total Costs	Staff Attending
RISK MANAGEMENT AGENCY	CROP INSURANCE INDUSTRY ANNUAL CONVENTION	NAPLES, FL	911.62	1
RISK MANAGEMENT AGENCY	CROP INSURANCE WORKSHOP	FARGO, ND	1,249.47	1
RISK MANAGEMENT AGENCY	CROP INSURANCE WORKSHOP	BRUSH, CO; SALINA, KS;	614.28	1
RISK MANAGEMENT AGENCY	CROP INSURANCE WORKSHOP	GRAND ISLAND, NE		1
RISK MANAGEMENT AGENCY	CRYSTAL REPORTS LEVEL 1	SPOKANE, WA	685.70	1
RISK MANAGEMENT AGENCY	CROP LOSS ESTIMATION & ANALYSIS	JACKSONVILLE, FL	75.00	1
RISK MANAGEMENT AGENCY	DATA COLLECTION & ANALYSIS	OKLAHOMA CITY, OK	2,338.24	2
RISK MANAGEMENT AGENCY	DIRECT SEED CONFERENCE	KENNEWICK, WA	2,294.42	2
RISK MANAGEMENT AGENCY	DIRECTOR/DORM SPEC MEETING	OKLAHOMA CITY, OK	566.12	2
RISK MANAGEMENT AGENCY	DIRECTORS MEETING	WASHINGTON D.C.	1,691.11	1
RISK MANAGEMENT AGENCY	DIRECTORS MEETING	WASHINGTON D.C.	655.26	1
RISK MANAGEMENT AGENCY	DRY AREA POLICY MEETING	KANSAS CITY, MO	1,142.10	1
RISK MANAGEMENT AGENCY	EFFECTIVE CORRESPONDENCE	WASHINGTON, D.C.	1,578.19	1
RISK MANAGEMENT AGENCY	EFFECTIVE CORRESPONDENCE	SACRAMENTO, CA	25.00	1
RISK MANAGEMENT AGENCY	ENERGY FROM AGRICULTURE CONFERENCE	KANSAS CITY, MO	92.82	1
RISK MANAGEMENT AGENCY	ENVISIONING THE FUTURE	LONG BEACH, CA	1,018.50	1
RISK MANAGEMENT AGENCY	ERP CONFERENCE	SAN DIEGO, CA	5,298.75	2
RISK MANAGEMENT AGENCY	ERP CONFERENCE	SAN DIEGO, CA	5,298.75	2
RISK MANAGEMENT AGENCY	EVA PLANNING MEETING	KANSAS CITY, MO	9,144.87	10
RISK MANAGEMENT AGENCY	EXCELLING AS A TEAM LEADER	DALLAS, TX	10.34	1
RISK MANAGEMENT AGENCY	FAM MEETING	KANSAS CITY, MO	448.06	1
RISK MANAGEMENT AGENCY	FARM BILL FORUM	BZEZEMAN, MO	\$1.51	1
RISK MANAGEMENT AGENCY	FARMER'S MEETING PRESENTATION	ST. LOUIS, MO	5,511.00	1
RISK MANAGEMENT AGENCY	FEDERAL DISPUTE RESOLUTION FOR	SAN ANTONIO, TX	4,000.00	4
RISK MANAGEMENT AGENCY	FEDERAL EMPLOYED WOMENS (FEW)	SEATTLE, WA	849.71	1
RISK MANAGEMENT AGENCY	FLAX INSTITUTE MEETING	FARGO, ND	868.90	2
RISK MANAGEMENT AGENCY	FOOD PRODUCE OF ID MEETING	ORLANDO, FL	509.53	1
RISK MANAGEMENT AGENCY	FOOD PRODUCERS OF ID MEETING	BOISE, ID	348.38	1
RISK MANAGEMENT AGENCY	HALL OF REPRESENTATIONS	DALLAS, TX	786.00	1
RISK MANAGEMENT AGENCY	PRESIDENTIAL CONFERENCE AND PRIVACY	DALLAS, TX	786.00	1
RISK MANAGEMENT AGENCY	RSA UPDATE MEETING/WHEAT GROWERS LEAGUE	WASHINGTON, OR	1,561.13	1
RISK MANAGEMENT AGENCY	FUNDAMENTALS OF WRITING	SAN FRANCISCO, CA	1,881.07	1
RISK MANAGEMENT AGENCY	FUTURE FARMERS OF AMERICA CONFERENCE	BENO, OR	684.10	1
RISK MANAGEMENT AGENCY	GEORGIA FRUIT AND VEGETABLE CONFERENCE	SAN FRANCISCO, CA	806.05	1
RISK MANAGEMENT AGENCY	GEORGIA YOUNG FARMERS ANNUAL CONFERENCE	SAVANNAH, GA	806.05	1
RISK MANAGEMENT AGENCY	GREAT PLAINS CONFERENCE	CLARKES, IA	2,000.00	2
RISK MANAGEMENT AGENCY	GOOD FARMING PRACTICE	ORLANDO, FL	10,022.30	9
RISK MANAGEMENT AGENCY	GREAT PLAINS CONFERENCE ON IMPROVING CROP WATER PRODUCTIVITY	ORLANDO, FL	232.40	1
RISK MANAGEMENT AGENCY	HORT ASSN MTG	NORTH PLATTE, NE	397.07	1
RISK MANAGEMENT AGENCY	HORT ASSN WTC	WEAHTCHEE, WA	397.07	1
RISK MANAGEMENT AGENCY	HOW TO EXCEL AT MANAGING & SUPERVISION	HOOD RIVER, OR	257.40	1
RISK MANAGEMENT AGENCY	HYBRID SEED MEETING	HALSBURG, NY	2,589.00	2
RISK MANAGEMENT AGENCY	HYBRID SEED MEETING	KANSAS CITY, MO	1,164.34	1
RISK MANAGEMENT AGENCY	IDAHOO AQUACULTURAL ASSN	TWIN FALLS, ID	410.87	1
RISK MANAGEMENT AGENCY	IDAHOO HORTICULTURAL ASSOCIATION ANNUAL MEETING	NAMPA, ID	323.19	1
RISK MANAGEMENT AGENCY	ILLINOIS SPECIALTY CROP CONFERENCE	SPRINGFIELD, IL	176.75	1
RISK MANAGEMENT AGENCY	IMMIGRANT ACCESS FORUM	HELEN, MI	143.14	1
RISK MANAGEMENT AGENCY	INTERNATIONAL CROP EXHIBITION MEETING	WASHINGTON, D.C.	861.48	1
RISK MANAGEMENT AGENCY	INTERNATIONAL CROP EXP	GRAND FORKS, ND	861.48	1
RISK MANAGEMENT AGENCY	INTERVIEW & INTERROGATION TECHNIQUES	DENTON, TX	450.00	1
RISK MANAGEMENT AGENCY	INTRODUCTION TO ARC-GIS FOR ARCHIVE	SAN ANTONIO, TX	1,558.00	1
RISK MANAGEMENT AGENCY	INTRODUCTION TO ARC-GIS I	FORT WORTH, TX	1,153.79	1
RISK MANAGEMENT AGENCY	INTRODUCTION TO GRANTS & COOPERATIVE AGREEMENTS	WASHINGTON, D.C.	1,600.00	1
RISK MANAGEMENT AGENCY	INTRODUCTION TO PHOSPHOR EVALUATION	SPRINGFIELD, VA	1,362.74	1
RISK MANAGEMENT AGENCY	IP & IS SUMMIT	KANSAS CITY, MO	266.25	1
RISK MANAGEMENT AGENCY	IT MANAGERS MEETING	KANSAS CITY, MO	4,511.00	3
RISK MANAGEMENT AGENCY	JOINT STATISTICAL MEETING	SEATTLE, WA		1

Agency Name	Conference Name	Location of Travel	Total Costs	Staff Attending
RISK MANAGEMENT AGENCY	JUMP START HIGH PERFORMANCE TEAMS - THE FUNDAMENTALS	WASHINGTON, D.C.	1,582.99	
KC PMI PROFESSIONAL DEVELOPMENT DAYS		KANSAS CITY, MO	400.00	
KLAMATH FALLS ONION GROWERS MEETING		KLAMATH FALLS, OR	758.76	
LA TECHNOLOGY MANAGER CONFERENCE		ALEXANDRIA, VA	447.24	
LEARN EXTENDING YOUR GROUP		SAN FRANCISCO, CA	1,200.00	
LEGUME / PEA MEETING		KANSAS CITY, MO	815.88	
MONTROING GRANTS & COOP AGREEMENTS		WASHINGTON, D.C.	1,500.00	
MPD SPECIALTY CROP SCHOOL		MISSOURI, MO	275.27	
MTWY INDIAN SODX GROWERS MTG		INDIANA, IN	193.92	
NATIONAL ANNUAL CROP INSURANCE CONFERENCE		KANSAS CITY, MO	1,287.72	
NATIONAL CLAIMS MANAGER CONFERENCE		KANSAS CITY, MO	807.32	
NATIONAL CROP INSURANCE ASSOCIATION		KANSAS CITY, MO	3,778.59	
NATIONAL PULSE PMSP WORKSHOP		SPOKANE, WA	376.57	
NATIONAL SMALL FARMERS CONFERENCES		GREENSBORO, NC	1,000.00	
NATIONAL SUNFLOWER ASSOC SUMMER MTG		BISMARCK, ND	559.18	
NATIONAL SUNFLOWER ASSOCIATION OTHERS		MINOT, ND	238.17	
NCIS APPLE LOSS ADJUSTMENT SCHOOL		MANSON, WA	531.42	
NCIS CANOLA PECAN AND WHEAT SCHOOL		STILLWATER, OK	251.95	
NCIS CLAIMS MANAGER CONFERENCE		KANSAS CITY, MO	894.91	
NCIS COMMY REGIONAL COMMITTEE ANNUAL MEETING		LIMON, CO	732.79	
NCIS EAST AND SE REGIONAL ANNUAL MEETING		SAVANNAH, GA	614.63	
NCIS FALL UPDATES CONFERENCE		KANSAS CITY, MO	1,404.44	
NCIS KSOX REGIONAL STATE COMMITTEE ANNUAL MEETING		WICHITA, KS	279.37	
NCIS LOSS COMMITTEE MEETING		MOORHEAD, MN	1,524.47	
NCIS MO REGIONAL STATE COMMITTEE ANNUAL MEETING		COLUMBIA, MO	370.67	
NCIS MPC PREVENTED PLANTING SCHOOL		RICHMOND, VA	385.92	
NCIS NATIONAL CLAIMS MANAGER CONFERENCE		KANSAS CITY, MO	1,458.32	
NCIS NATIONAL NEWS MANAGERS CONFERENCE		KANSAS CITY, MO	171.18	
NCIS NEA REGIONAL STATE COMMITTEE ANNUAL MEETING		COUNCIL BLUFFS, IA	171.18	
NCIS NURSERY SCHOOL		RALEIGH, NC	100.00	
NCIS PROGRAM INTEGRITY CONFERENCE		KANSAS CITY, MO	1,274.86	
NCIS REGIONAL CONFERENCE		MISSOURI, MO	204.67	
NCIS SPRING STATE CONFERENCE		KANSAS CITY, MO	2,033.58	
NCIS SUNFLOWER, SOYBEANS, COTTON, & GRAIN SORGHUM SCHOOL		STILLWATER, OK	351.41	
NCIS TRL STATE COMMITTEE ANNUAL MEETING		MORTON, MN	294.93	
ND CORN GROWERS ASSOCIATION MTG		KANSAS CITY, MO	699.65	
ND PROFESSIONAL INSURANCE AGENTS		CARRINGTON, ND	616.36	
NDSD GRAIN GROWER MEETING		MINOT, GRAND FORKS, BISMARCK, ND	1,337.88	
NDSD REGISTRATION CONFERENCE		BISMARCK, ND	234.84	
NDPLA ANNUAL CONVENTION		MINOT, ND	238.17	
NEJM REGISTATE COMM. MTG		COUNCIL BLUFFS, IOWA	294.50	
NI VEGETABLE GROWERS ANNUAL MEMBERSHIP CONFERENCE		ATLANTIC CITY, NJ	413.26	
NORTH AMERICAN GRAIN CONFERENCE		SAN ANTONIO, TX	1,000.30	
NURSERY CROP PROVISIONS UNDERWRITING LOSS		LAKE MARY, FL	978.06	
OKANGCAN CATTLE GROWERS MEETING		TOKASKET, WI	251.71	
ONION GROWERS MEETING		KLAMATH FALLS, OR	673.76	
ONLINE-HTML 4.01 WEB AUTHRING 2ND EDITION LEVEL 1		RALEIGH, NC	75.00	
OPM FEDERAL WORK FORCE CONFERENCE		BALTIMORE, MD	1,552.93	
Oregon Cherry Growers Association Conference		PORTLAND, OR	672.02	
OREGON PEACHES ASSOCIATION MEETING		THE DALLES, OR	260.85	
OREGON SWEET CHERRY SYMPOSIUM		PORTLAND, OR	69.00	

Agency/Name	Conference Name	Location of Travel	Total Costs	Staff Attending
RISK MANAGEMENT AGENCY	PARTNERSHIP MEETING - WA GROWERS CLEARING HOUSE	WENATCHEE, WA	190.67	
RISK MANAGEMENT AGENCY	PARTNERSHIP WWIF GRAPE SUMMIT	CALDWELL, ID	293.69	
RISK MANAGEMENT AGENCY	PERFORMANCE REVIEW TEAM MEETING	SPRINGFIELD, IL	1,091.65	
RISK MANAGEMENT AGENCY	POTATOE WORKSHOP	KANSAS CITY, MO	239.60	
RISK MANAGEMENT AGENCY	POTATOE WORKSHOP	KANSAS CITY, MO	239.60	
RISK MANAGEMENT AGENCY	POTATOE GROWERS OF IDAHO ANNUAL MEETING	POCATELLO, ID	660.51	
RISK MANAGEMENT AGENCY	PRACTICAL TOOLS & SOLUTIONS FOR SUSTAINING FAMILY FARMS CONFERENCE	LOUISVILLE, KY	1,134.57	
RISK MANAGEMENT AGENCY	PRE-RETIREMENT PLANNING (C/SRS)	SAN FRANCISCO, CA	509.22	
RISK MANAGEMENT AGENCY	PREVENTION & DETECTION OF FRAUD	ATLANTA, GA	5,154.55	
RISK MANAGEMENT AGENCY	PROJECT MANAGEMENT	KANSAS CITY, MO	9,439.09	
RISK MANAGEMENT AGENCY	PUBLIC FIELD HEARING	JEFFERSON CITY, MO	1,031.59	
RISK MANAGEMENT AGENCY	QUALITY ADJUSTMENT MEETING	BISMARCK, ND	235.02	
RISK MANAGEMENT AGENCY	RADIO PANEL AND PARTURE/RANGE/LAND/ORAGE MTG	KANSAS CITY, MO	1,047.42	
RISK MANAGEMENT AGENCY	RADIO SPOT TALKING WITH KIMA RADIO	GRANDER, WA	145.39	
RISK MANAGEMENT AGENCY	REGIONAL OFFICE DIRECTORS MEETING	RALEIGH, NC	384.89	
RISK MANAGEMENT AGENCY	REGIONAL/STATE COMMITTEE ANNUAL MEETING	KANSAS CITY, MO	300.00	
RISK MANAGEMENT AGENCY	RESEARCH FORUM	FARGO, ND	1,288.28	
RISK MANAGEMENT AGENCY	RIM MEETING	GRAND ISLAND, NEBRASKA	2,301.85	
RISK MANAGEMENT AGENCY	RMA RENEWAL ENERGY CONFERENCE	KANSAS CITY, MO	1,000.00	
RISK MANAGEMENT AGENCY	RMA EDUCATION PANEL APPLICATION REVIEW	OKLAHOMA CITY, OK	1,147.89	
RISK MANAGEMENT AGENCY	RME PARTNERSHIP MEETING	SAN ANTONIO, TX	973.69	
RISK MANAGEMENT AGENCY	RURAL COALITION ANNUAL UPDATE CONFERENCE	ASHLINGTON, VA	1,000.00	
RISK MANAGEMENT AGENCY	RURAL ROOTS PARTNERSHIP MEETING	WINSTON-SALEM, NC	893.58	
RISK MANAGEMENT AGENCY	SD AIA RAL CRCP INSURANCE SEMINAR/PPH/MEETINGS	DANSON, BISMARCK, SD - PIERRE, SPOKESFISH, ND	1,974.28	
RISK MANAGEMENT AGENCY	SD AIA FARM & SMALL TOWN AGENTS CONFERENCE	HURON, SD	672.08	
RISK MANAGEMENT AGENCY	SD LOSS COMMITTEE MEETING	HURON, SD	1,265.58	
RISK MANAGEMENT AGENCY	SDMA USERS GROUP MEETING	STEPHENSVILLE, TX	1,212.97	
RISK MANAGEMENT AGENCY	SDMA FARMER'S MEETING	ST. LOUIS, MO	1,000.00	
RISK MANAGEMENT AGENCY	SENATE FARM BILL LISTENING SESSION	SAN ANGELO, TX	444.36	
RISK MANAGEMENT AGENCY	SHOREBANK FARM SUCCESSION WORKSHOP	COQUILLE, OR	543.98	
RISK MANAGEMENT AGENCY	SMALL FARMS CONFERENCE	BATTLE CREEK, MI	1,672.55	
RISK MANAGEMENT AGENCY	SOIL SCIENCE STUDIES	SPOKANE, WA	721.41	
RISK MANAGEMENT AGENCY	SOIL SCIENCE STUDIES	WALLA WALLA, WA	123.35	
RISK MANAGEMENT AGENCY	SOYBEAN AND ORN BEAN SURVEY	WALLA WALLA, WA	123.35	
RISK MANAGEMENT AGENCY	SOYBEAN AND ORN GROWERS MTG	WALLA WALLA, WA	150.06	
RISK MANAGEMENT AGENCY	SPOKANE AG EXPO	SPOKANE, WA	150.06	
RISK MANAGEMENT AGENCY	SPOTLIGHTING USDA	HILL CITY, KS	430.94	
RISK MANAGEMENT AGENCY	SPRING NCIS UPDATE CONFERENCE	KANSAS CITY, MO	2,842.52	
RISK MANAGEMENT AGENCY	SQA LEVEL 1	RALEIGH, NC	760.00	
RISK MANAGEMENT AGENCY	TECHNICAL MEETING	SAN ANTONIO, TX	1,808.90	
RISK MANAGEMENT AGENCY	TILL THE SOIL WORKSHOP	MOSCOW, ID	178.22	
RISK MANAGEMENT AGENCY	TILL THE SOIL PRESENTATION	GRANGEVILLE, ID	188.17	
RISK MANAGEMENT AGENCY	TILLING THE SOIL	PIYALUP, WA	695.52	
RISK MANAGEMENT AGENCY	TREASURY DEBT CONFERENCE	WASHINGTON, D.C.	1,315.51	
RISK MANAGEMENT AGENCY	TREASURY DEBT CONFERENCE	COEUR D'ALENE, ID	88.21	
RISK MANAGEMENT AGENCY	TRI-STATE WHEAT GROWERS	SPOKANE, WA	66.16	
RISK MANAGEMENT AGENCY	US DRY BEAN COUNCIL SUMMER MEETING	LAS VEGAS, NV	626.84	
RISK MANAGEMENT AGENCY	US DRY BEAN COUNCIL SUMMER MEETING	LOS ANGELES, CA	200.67	
RISK MANAGEMENT AGENCY	USDA PARTNERSHIP TECHNOLOGY MEETING	WASHINGTON, D.C.	1,345.53	
RISK MANAGEMENT AGENCY	USDA/CCO FINANCIAL MANAGEMENT MODERNIZATION INITIATIVE	WASHINGTON, D.C.	3,453.53	
RISK MANAGEMENT AGENCY	VEGETABLE GROWERS ASSOCIATION OF NEW JERSEY	ATLANTIC CITY, NJ	1,265.24	
RISK MANAGEMENT AGENCY	WALLA WALLA SOYBEAN & SWEET ONION GROWERS	WALLA WALLA, WA	103.90	

Agency Name	Conference Name	Location of Travel	Total Costs	Staff Attending
RISK MANAGEMENT AGENCY	WASHINGTON CATTLE ASSOCIATION	ELLENBURG, WA	89.41	
RISK MANAGEMENT AGENCY	WASHINGTON GRAPE SOCIETY ANNUAL MEETING	GRANDVIEW, WA	283.90	
RISK MANAGEMENT AGENCY	WASHINGTON STATE ANNUAL POTATO GROWERS CONFERENCE	MOSES LAKE, WA	555.14	
RISK MANAGEMENT AGENCY	WASHINGTON STATE NURSERY AND LANDSCAPE ASSOCIATION	VANCOUVER, WA	221.35	
RISK MANAGEMENT AGENCY	WILDLIFE SEMINAR	SALEEN, MO	408.95	
RISK MANAGEMENT AGENCY	WILDLIFE SEMINAR AG EXPO	SALEEN, MO	408.95	
RISK MANAGEMENT AGENCY	WOMEN IN AGRICULTURE CONFERENCE	ST. LOUIS, MO	3,137.47	
RISK MANAGEMENT AGENCY	WOMEN STEPPING FORWARD FOR AGRICULTURE	BOZEMAN, MT	127.56	
RISK MANAGEMENT AGENCY	WOMEN STEPPING FORWARD FOR AGRICULTURE	BOZEMAN, MT	357.62	
RISK MANAGEMENT AGENCY	WORLD POTATO CONGRESS	BOISE, ID	1,422.50	
RISK MANAGEMENT AGENCY	WRITTEN COMMUNICATIONS FOR AUDITORS	ATLANTA, GA	1,895.28	
RISK MANAGEMENT AGENCY	WRITTEN COMMUNICATIONS FOR AUDITORS	ATLANTA, GA	1,895.28	
RISK MANAGEMENT AGENCY	WYOMING WHEAT GROWERS ANNUAL MEETING	TORRINGTON, WY	677.80	
RURAL DEVELOPMENT	11TH ANNUAL ATA MEETING AND EXHIBIT SHOWCASE	SAN DIEGO, CA	1,404.29	
RURAL DEVELOPMENT	1890 PROGRAM INFORMATION EXCHANGE WORKSHOP	TUSKEGEE, AL	274.89	
RURAL DEVELOPMENT	7TH ANNUAL TIA SPRING POLICY SUMMIT	MEMPHIS, TN	1,012.46	
RURAL DEVELOPMENT	8TH ANNUAL FARMER COOPERATIVE CONFERENCE	MINNEAPOLIS, MN	1,126.40	
RURAL DEVELOPMENT	AC-ERD CONFERENCE	MINNEAPOLIS, MN	1,126.40	
RURAL DEVELOPMENT	AC-ERD CONFERENCE	SOLIX FALLS, SD	1,872.96	
RURAL DEVELOPMENT	AC-ERD CONFERENCE	CAMBRIDGE, MD	307.16	
RURAL DEVELOPMENT	AC-ERD CONFERENCE	MEMPHIS, TN	59,116.09	
RURAL DEVELOPMENT	AC-ERD CONFERENCE	DETROIT, MI	1,374.49	
RURAL DEVELOPMENT	ACEE FORUM	CHICAGO, IL	437.07	
RURAL DEVELOPMENT	ANNUAL OUTLOOK FORUM	CHICAGO, IL	437.07	
RURAL DEVELOPMENT	ANNUAL CONVENTION OF THE NATIONAL SOCIETY OF ACCOUNTANTS FOR COOPERATIVES (NSAC)	NASHVILLE, TN	1,945.65	
RURAL DEVELOPMENT	ANNUAL MEETING OF THE SOCIETY FOR ECONOMIC ANTHROPOLOGY	NASHVILLE, TN	1,945.65	
RURAL DEVELOPMENT	ANNUAL MEETING OF THE SOUTH ATLANTIC CHAPTER, NATIONAL SOCIETY OF ACCOUNTANTS FOR COOPERATIVES	ORANGE, FL	727.54	
RURAL DEVELOPMENT	ANNUAL RURAL POLICY CONFERENCE	ARLINGTON, VA	818.15	
RURAL DEVELOPMENT	AR RURAL DEVELOPMENT CONFERENCE	ARLINGTON, VA	818.15	
RURAL DEVELOPMENT	ASSOCIATED ELECTRIC EIS KICK-OFF MTG	EUREKA SPRINGS, AR	2,529.95	
RURAL DEVELOPMENT	ASSOCIATION OF COOPERATIVE EDUCATORS INSTITUTE	KANSAS CITY, MO	1,368.74	
RURAL DEVELOPMENT	ASSOCIATION OF ENTERPRISE OPPORTUNITY CONFERENCE	SAN JUAN, PR	1,400.65	
RURAL DEVELOPMENT	AVIAN POWER LINE INTERACTION OPPORTUNITY MEETING	ATLANTA, GA	498.76	
RURAL DEVELOPMENT	BIOENERGY COTTON COOPERATIVE CONFERENCE	OAKLAND, CA	1,114.40	
RURAL DEVELOPMENT	BIOENERGY COTTON COOPERATIVE CONFERENCE	MONTEREY, CA	1,050.31	
RURAL DEVELOPMENT	BOSSAW RESEARCH AND DEVELOPMENT TECHNICAL ADVISORY COMMITTEE	WATERLOO, NY	1,348.19	
RURAL DEVELOPMENT	BOOKER T. WASHINGTON SUMMIT	DEVER, CO	550.59	
RURAL DEVELOPMENT	BROADBAND THINKING SESSION	TUSKEGEE, AL	2,275.23	
RURAL DEVELOPMENT	BROADBAND WORKSHOP	WASHINGTON, D C	2,275.23	
RURAL DEVELOPMENT	BROADBAND WORKSHOP	CLARION, PA	447.23	
RURAL DEVELOPMENT	CARH ANNUAL MEETING AND CONFERENCE	SPokane, WA	848.34	
RURAL DEVELOPMENT	CARH ANNUAL MEETING AND CONFERENCE	WENATCHEE, WA	2,821.28	
RURAL DEVELOPMENT	CFO FORUM	BARABOO, WI	1,745.79	
RURAL DEVELOPMENT	CLEAN CITIES CONGRESS CONFERENCE	LAS VEGAS, NV	1,038.75	
RURAL DEVELOPMENT	CONFERENCE: COMMUNITY PROGRAMS	DEVER, CO	1,120.57	
RURAL DEVELOPMENT	CONGRESSIONAL OPERATIONS SEMINAR	PHOENIX, AZ	986.09	
RURAL DEVELOPMENT	DAT PROGRAM MEETING	WASHINGTON, D.C.	2,018.73	
RURAL DEVELOPMENT	DOE/JSDA SBIR ENERGY SUMMIT	HARRISBURG, PA	129.70	
RURAL DEVELOPMENT	ECONOMIC DEVELOPMENT PEER LEARNING CONFERENCE	OAK RIDGE, TN	988.07	
RURAL DEVELOPMENT	EIS CONFERENCE	KANSAS CITY, MO	988.03	
RURAL DEVELOPMENT	ENERGY FROM AGRICULTURE CONFERENCE	DEVER, CO	983.82	
RURAL DEVELOPMENT	ENERGY FROM AGRICULTURE CONFERENCE	ST. LOUIS, MO	1,324.36	
RURAL DEVELOPMENT	ENVIRONMENTAL FINANCE ADVISORY BOARD	BRANSON, MN	550.58	
RURAL DEVELOPMENT	ENVIRONMENTAL FINANCE ADVISORY BOARD	WASHINGTON, D.C.	1,888.96	

FY 2006

Agency Name	Conference Name	Location of Travel	Total Costs	Staff Attending
RURAL DEVELOPMENT	ERTM MEETING	LAKE GENEVA, WI	658.15	1
RURAL DEVELOPMENT	ETHANOL CONFERENCE	MANHATTAN, NY	869.08	1
RURAL DEVELOPMENT	ETHANOL CONFERENCE	KALISPELL, MT	2,736.44	2
RURAL DEVELOPMENT	FARM FOUNDATION CONFERENCE	ST. LOUIS, MO	939.55	1
RURAL DEVELOPMENT	FARM FOUNDATION ENERGY FROM AGRICULTURE WORKFORCE	ST. LOUIS, MO	975.94	1
RURAL DEVELOPMENT	FARM FOUNDATION ENERGY FROM AGRICULTURE WORKFORCE	ST. LOUIS, MO	975.94	1
RURAL DEVELOPMENT	FEDERAL EXECUTIVE BOARD MEETING	BRANSON, MO	2,156.51	7
RURAL DEVELOPMENT	FIBER TO THE HOME 2005 CONFERENCE	BIRMINGHAM, AL	2,013.96	3
RURAL DEVELOPMENT	FUNDING WORKSHOP	CLAY, GA	454.48	3
RURAL DEVELOPMENT	FUNDING WORKSHOP	CLAY COUNTY, GA	131.90	1
RURAL DEVELOPMENT	G & T CONFERENCE	WASHINGTON, D.C.	1,118.12	1
RURAL DEVELOPMENT	G & T CONFERENCE	WASHINGTON, D.C.	1,118.12	1
RURAL DEVELOPMENT	GAT MANAGERS ANNUAL MEETING	WASHINGTON, D.C.	973.81	2
RURAL DEVELOPMENT	GAT MANAGERS ANNUAL MEETING	TUCSON, AZ	1,001.71	1
RURAL DEVELOPMENT	GA BANKERS ASSOC. LENDING CONFERENCE	ST. SIMONS ISLAND, GA	442.64	1
RURAL DEVELOPMENT	GE ENERGY'S LMS100 LAUNCH EVENT	WASHINGTON, D.C.	690.88	1
RURAL DEVELOPMENT	GEORGIA BANKERS ASSOCIATION CONFERENCE	JACKSONVILLE, GA	493.70	1
RURAL DEVELOPMENT	GEORGIA BANKERS ASSOCIATION CONFERENCE	MEMPHIS, TN	844.40	2
RURAL DEVELOPMENT	GLOBAL COMM CONFERENCE	CHICAGO, IL	2,707.75	2
RURAL DEVELOPMENT	GLOBAL PARTNERSHIP MEETING	MANHATTAN, NY	361.97	1
RURAL DEVELOPMENT	GOED CONFERENCE	PIERRE, SD	329.12	1
RURAL DEVELOPMENT	GRASSROOTS AND GROUND WORK CONFERENCE	ST. PAUL, MN	877.98	1
RURAL DEVELOPMENT	GRASSROOTS AND GROUND WORK CONFERENCE	ST. PAUL, MN	877.98	1
RURAL DEVELOPMENT	GRASSROOTS AND GROUND WORK CONFERENCE	TOLEDO, OH	1,230.01	1
RURAL DEVELOPMENT	HEARTLAND CENTER FOR LEADERSHIP DEVELOPMENT	JACKSON, WY	1,532.63	1
RURAL DEVELOPMENT	HOMELAND SECURITY CONFERENCE	CAMBRIDGE, MA	1,036.68	1
RURAL DEVELOPMENT	HOMELAND SECURITY CONFERENCE	KANSAS CITY, MO	582.68	1
RURAL DEVELOPMENT	HOMELAND SECURITY CONFERENCE	EMMITSBURG, MD	643.53	1
RURAL DEVELOPMENT	HOMELAND SECURITY CONFERENCE	BELLEVUE, WA	3,438.09	6
RURAL DEVELOPMENT	HOUSING WASHINGTON CONFERENCE	WASHINGTON, D.C.	2,780.88	9
RURAL DEVELOPMENT	IACC CONFERENCE	WENATCHEE, WA	874.30	1
RURAL DEVELOPMENT	ICEA MEETING	ORLANDO, FL	920.26	1
RURAL DEVELOPMENT	INDIAN ENERGY SOLUTION	MOUNT PLEASANT, MI	2,521.29	4
RURAL DEVELOPMENT	INDIANA BROADBAND AWARENESS WORKSHOP	INDIANAPOLIS, IN	933.46	1
RURAL DEVELOPMENT	INSULATED CABLE ENGINEERS ASSOCIATION	ORLANDO, FL	2,832.36	20
RURAL DEVELOPMENT	IOWA RURAL HEALTH ASSOCIATION	DES MOINES, IA	3,851.70	16
RURAL DEVELOPMENT	KENTUCKY RURAL WATER ASSOCIATION ANNUAL CONFERENCE	OWENSBORO, KY	2,728.74	9
RURAL DEVELOPMENT	KY RURAL TELECOM CONFERENCE	LEXINGTON, KY	1,584.37	2
RURAL DEVELOPMENT	LEAGUE OF UNITED LATIN AMERICAN CITIZENS CONVENTION	MIAMI, FL	530.00	1
RURAL DEVELOPMENT	LEADER COMPLIANCE REVIEW	CLEVELAND, OH	588.20	1
RURAL DEVELOPMENT	MBA ANNUAL CONFERENCE FOR GRM PROGRAM	ORLANDO, FL	1,172.67	1
RURAL DEVELOPMENT	MBA ANNUAL CONFERENCE FOR GRM PROGRAM	ORLANDO, FL	2,766.40	2
RURAL DEVELOPMENT	MID WEST TELECOM EXPO	PHOENIX, AZ	1,218.77	1
RURAL DEVELOPMENT	MIDDLE GEORGIA ECONOMIC DEVELOPERS ASSOC	BRASSTOWN VALLEY, GA	214.53	1
RURAL DEVELOPMENT	MID-STATE CONSULTANTS MEETING	SALT LAKE CITY, UT	3,791.93	4
RURAL DEVELOPMENT	MIDWEST ENGINEERING CONFERENCE	DES MOINES, IA	543.43	1
RURAL DEVELOPMENT	MIDWEST ENGINEERING CONFERENCE	DES MOINES, IA	272.96	1
RURAL DEVELOPMENT	MIDWEST RD ENGINEERS CONFERENCE	POLSON, MT	1,703.52	7
RURAL DEVELOPMENT	MONTANA'S BIENNIAL HOUSING CONFERENCE	ARLINGTON, TX	5,844.13	2
RURAL DEVELOPMENT	NACS ANNUAL CONVENTION	WASHINGTON, D.C.	1,525.96	2
RURAL DEVELOPMENT	NACS BOARD AND COMMITTEE MEETING	WASHINGTON, D.C.	933.68	2
RURAL DEVELOPMENT	NACS NATIONAL CONVENTION	ARLINGTON, TX	2,724.68	2

FY 2006

Agency Name	Conference Name	Location of Travel	Total Costs	Staff Attending
RURAL DEVELOPMENT	NACS ZONE MEETING	LITTLE ROCK, AR	1,079.22	3
RURAL DEVELOPMENT	NACS/NAS/PASE ZONE D CONFERENCE	LITTLE ROCK, AR	363.84	1
RURAL DEVELOPMENT	NAGGL CONFERENCE	MONTREY, CA	1,499.00	1
RURAL DEVELOPMENT	NAGGL ANNUAL CONVENTION	PALM SPRINGS, CA	5,022.82	3
RURAL DEVELOPMENT	NARUC CONFERENCE	CORPUS CHRISTI, TX	29,987.21	21
RURAL DEVELOPMENT	NARUC CONFERENCE	PORTLAND, ME	2,449.14	2
RURAL DEVELOPMENT	NARUC CONFERENCE	PORTLAND, ME	2,449.14	2
RURAL DEVELOPMENT	NASFP SUMMER MEETING	SAN FRANCISCO, CA	1,745.42	2
RURAL DEVELOPMENT	NASFP MEETING	WASHINGTON, DC	2,709.95	2
RURAL DEVELOPMENT	NATIONAL AGRICULTURAL BARGAINING CONFERENCE	CHICAGO, IL	501.11	1
RURAL DEVELOPMENT	NATIONAL ANNUAL RURAL DEVELOPMENT COUNCIL MEETING	MEXICO CITY, MX	388.00	1
RURAL DEVELOPMENT	NATIONAL ANNUAL RURAL DEVELOPMENT COUNCIL MEETING	WASHINGTON, DC	333.80	1
RURAL DEVELOPMENT	NATIONAL COUNCIL OF FARMER COOPERATIVES	WASHINGTON, DC	333.80	2
RURAL DEVELOPMENT	NATIONAL COUNCIL OF FARMER COOPERATIVES	ORLANDO, FL	840.30	2
RURAL DEVELOPMENT	NATIONAL ELECTRICAL SAFETY CODE (NESCO) SUBCOMMITTEE MEETING	PISCATAWAY, NJ	1,678.83	2
RURAL DEVELOPMENT	NATIONAL ETHANOL CONFERENCE	LAS VEGAS, NV	1,338.35	1
RURAL DEVELOPMENT	NATIONAL FFA CONVENTION AND CAREER SHOW	LOUISVILLE, KY	967.08	1
RURAL DEVELOPMENT	NATIONAL RESERVATION ECONOMIC SUMMIT AND AMERICAN INDIAN BUSINESS TRADE FAIR	LAS VEGAS, NV	659.29	1
RURAL DEVELOPMENT	NATIONAL RURAL WATER ASSOCIATION ANNUAL CONFERENCE	DAVIS, CA	3,000.00	1
RURAL DEVELOPMENT	NATIONAL RURAL WATER ASSOCIATION ANNUAL CONFERENCE	DALLAS, TX	365.39	1
RURAL DEVELOPMENT	NATIONAL SMALL FARMERS CONFERENCE	GREENSBORO, NC	1,180.04	1
RURAL DEVELOPMENT	NATIONAL VALUE ADDED AGRICULTURE CONFERENCE	NASHVILLE, TN	648.60	1
RURAL DEVELOPMENT	NCEA CONFERENCE & ANNUAL MEETING	MINNEAPOLIS, MN	1,528.49	1
RURAL DEVELOPMENT	NCEA CONFERENCE & ANNUAL MEETING	WAKEENEY, KS	637.48	1
RURAL DEVELOPMENT	NCEA CONFERENCE	WAKEENEY, KS	2,742.52	2
RURAL DEVELOPMENT	NCEA CONFERENCE	ISLE OF HAWAII, HI	2,742.52	2
RURAL DEVELOPMENT	NCEA NATIONAL MEETING	ORLANDO, FL	11,138.51	9
RURAL DEVELOPMENT	NCEA NATIONAL MEETING	LAS VEGAS, NV	1,114.03	1
RURAL DEVELOPMENT	NCEA PLANNING MEETING	FT. COLLINS, CO	1,384.29	1
RURAL DEVELOPMENT	NRECA REGIONAL CONFERENCE	BIRMINGHAM, AL	4,119.70	5
RURAL DEVELOPMENT	NRECA REGIONAL CONFERENCE	CHEYENNE, WY	1,048.53	2
RURAL DEVELOPMENT	NRECA REGIONAL CONFERENCE	CHICAGO, IL	1,048.53	2
RURAL DEVELOPMENT	NRECA REGIONAL CONFERENCE	SPOTSVANIA, VA	1,218.65	1
RURAL DEVELOPMENT	NRECA REGIONAL CONFERENCE	WASHINGTON, D.C.	873.08	1
RURAL DEVELOPMENT	NRECA REGIONAL CONFERENCE	STAFFORD, VA	1,312.79	1
RURAL DEVELOPMENT	NRECA REGIONAL CONFERENCE	RAPID CITY, SD	4,169.49	3
RURAL DEVELOPMENT	NRECA REGIONAL CONFERENCE	PHOENIX, AZ	9,006.97	9
RURAL DEVELOPMENT	NRECA REGIONAL CONFERENCE	PHOENIX, AZ	1,414.38	1
RURAL DEVELOPMENT	NRECA REGIONAL CONFERENCE	LAS VEGAS, NV	1,414.38	2
RURAL DEVELOPMENT	NRECA REGIONAL MEETING	SPRINGFIELD, IL	584.27	1
RURAL DEVELOPMENT	NRECA REGIONAL MEETING	ORLANDO, FL	1,506.12	1
RURAL DEVELOPMENT	NRECA REGIONAL MEETING	WASHINGTON, D.C.	2,049.70	2
RURAL DEVELOPMENT	NRECA RESAP MEETING	OMAHA, NE	895.14	1
RURAL DEVELOPMENT	NRECA T & D POWER QUALITY SUBCOMMITTEE MEETING	PHOENIX, AZ	273.78	1
RURAL DEVELOPMENT	NRECA MEETING	PORTLAND, OR	2,015.37	2
RURAL DEVELOPMENT	NRECA MEETING	SACRAMENTO, CA	2,734.00	2
RURAL DEVELOPMENT	NSAC CONFERENCE	ATLANTIC CITY, NJ	1,597.70	3
RURAL DEVELOPMENT	NSAC FALL TECHNICAL SESSION MEETING	ANNAPOLIS, MD	353.62	1
RURAL DEVELOPMENT	NTCA ANNUAL MEETING	SAN DIEGO, CA	1,947.26	1
RURAL DEVELOPMENT	NTCA ANNUAL MEETING	SAN DIEGO, CA	1,947.26	1
RURAL DEVELOPMENT	OHIO STATE RURAL DEVELOPMENT COUNCIL FARM BUREAU	COLUMBUS, OH	666.34	1
RURAL DEVELOPMENT	OUTLOOK CONFERENCE	ARLINGTON, VA	3,148.32	2
RURAL DEVELOPMENT	OUTLOOK CONFERENCE	ORLANDO, FL	49,515.58	44
RURAL DEVELOPMENT	PARTNERS FOR SUCCESSFUL HOMEOWNERSHIP MEETING	ST. LOUIS, MO	1,094.40	1
RURAL DEVELOPMENT	PANIC CONFERENCE	TUSKEGEE, AL	1,298.57	1
RURAL DEVELOPMENT	POWER COMMUNICATIONS CONTRACTOR ASSOCIATION	PHOENIX, AZ	1,051.48	1

FY 2006

Agency/Name	Conference Name	Location of Travel	Total Costs	Staff Attending
RURAL DEVELOPMENT	POWER-GEN RENEWABLE ENERGY CONFERENCE	LAS VEGAS, NV	1,272.52	7
RURAL DEVELOPMENT	RURAL SUMMIT	WASHINGTON, DC	2,800.18	2
RURAL DEVELOPMENT	PROFESSIONAL WOMEN ON THE HILL CONFERENCE	WASHINGTON, DC	360.18	2
RURAL DEVELOPMENT	RD CONFERENCE	OXFORD, MS	424.86	1
RURAL DEVELOPMENT	RD CPA SEMINAR	SAN DIEGO, CA	4,245.26	6
RURAL DEVELOPMENT	RD STRATEGIC PLANNING MEETING	ATLANTA, GA	6,659.35	8
RURAL DEVELOPMENT	REGIONAL MORTGAGE BANKERS CONVENTION	ST. MICHAELS, MD	2,319.02	5
RURAL DEVELOPMENT	RENEWABLE ENERGY CONFERENCE	GRAND RAPIDS, MI	744.82	3
RURAL DEVELOPMENT	RENEWABLE ENERGY CONFERENCE	ATLANTIC CITY, NJ	371.60	1
RURAL DEVELOPMENT	RENEWABLE ENERGY CONFERENCE	HARRISBURG, PA	375.22	1
RURAL DEVELOPMENT	RENEWABLE ENERGY CONFERENCE	SPRINGFIELD, VA	377.47	1
RURAL DEVELOPMENT	RENEWABLE ENERGY CONFERENCE	MANHATTAN, NY	1,139.67	1
RURAL DEVELOPMENT	RURAA PEOPLE RURAL POLICY MEETING	CHARLESTON, WV	524.78	1
RURAL DEVELOPMENT	RURAL DEVELOPMENT CONFERENCE	OXFORD, MS	2,944.59	35
RURAL DEVELOPMENT	RURAL HOUSING SERVICE CONFERENCE	ST. LOUIS, MO	763.40	1
RURAL DEVELOPMENT	RURAL SOCIOLOGY SOCIETY ANNUAL MEETING	LOUISVILLE, KY	1,119.50	1
RURAL DEVELOPMENT	RURAL WIRELESS CONFERENCE	TIFTON, GA	917.74	1
RURAL DEVELOPMENT	SAES ANNUAL MEETINGS	ORLANDO, FL	1,006.29	1
RURAL DEVELOPMENT	SD BANKERS ASSOCIATION MEETING	FARGO, ND	297.35	1
RURAL DEVELOPMENT	SOREA MANAGERS MEETING	RAPID CITY, SD	938.89	1
RURAL DEVELOPMENT	SECTION 504 GUARANTEED MEETING	WASHINGTON, D.C.	1,842.06	1
RURAL DEVELOPMENT	SECTION 504 GUARANTEED MEETING	MOAB, UT	485.06	9
RURAL DEVELOPMENT	SIRD CONFERENCE	WEST MONROE, LA	3,526.97	11
RURAL DEVELOPMENT	SMALL BUSINESS LENDING CONFERENCE	CHAMPION, PA	315.30	1
RURAL DEVELOPMENT	SMALL FARM CONFERENCE AT ALCOORN STATE UNIVERSITY	WICKSBURG, MS	990.09	1
RURAL DEVELOPMENT	SOUTHEAST REGIONAL OUTLOOK CONFERENCE	ATLANTA, GA	910.51	1
RURAL DEVELOPMENT	SOUTHEASTERN STATES GUARANTEED MEETING	GATLINBURG, TN	2,438.65	6
RURAL DEVELOPMENT	SOUTHERN MT EIS MTG	DENVER, CO	999.35	1
RURAL DEVELOPMENT	SOUTHERN RURAL DEVELOPMENT CENTER CONFERENCE	JACKSON, MS	2,653.27	2
RURAL DEVELOPMENT	STANDARD & POOR'S U.S. UTILITIES ANNUAL CREDIT CONFERENCE	NEW YORK CITY, NY	451.70	1
RURAL DEVELOPMENT	STATE ARCHITECT ORIENTATION	SAULT STE MARIE, MI	10,000.00	6
RURAL DEVELOPMENT	STATE ARCHITECT ORIENTATION	SAULT STE MARIE, MI	207.49	1
RURAL DEVELOPMENT	TADCO TRANSMISSION LINES SUBCOMMITTEE MEETING	ST. AUGUSTINE, FL	1,320.29	1
RURAL DEVELOPMENT	TASKFORCE - REVIEW OF RURAL DEVELOPMENT'S INTERNAL CONTROLS	WASHINGTON, D.C.	938.58	1
RURAL DEVELOPMENT	TECHNICAL ASSISTANCE	FORT WALTON BEACH, FL	670.91	1
RURAL DEVELOPMENT	TELEPHONE OPERATIONS CONFERENCE (TOO)	FARGO, ND	700.55	1
RURAL DEVELOPMENT	TEXAS AGRICULTURAL COOPERATIVE COUNCIL CONFERENCE	RUDOSO, NM	748.30	1
RURAL DEVELOPMENT	UNIF. DLOS TRNG	ST. LOUIS, MO	11,942.05	11
RURAL DEVELOPMENT	USDA OVERVIEW ROUNDTABLE DISCUSSION	TUNICA, MS	995.50	1
RURAL DEVELOPMENT	USDA RD OPERATIONAL MISSION	GAINESVILLE, FL	6,685.16	27
RURAL DEVELOPMENT	UTAH HOUSING COALITION CONFERENCE	PORTLAND, OR	1,245.07	7
RURAL DEVELOPMENT	VALUE ADDED CONFERENCE	PORTLAND, OR	721.01	1
RURAL DEVELOPMENT	VALUE ADDED CONFERENCE (SRDO)	NASHVILLE, TN	721.11	1
RURAL DEVELOPMENT	VALUE ADDED CONFERENCE	OMAHA, NE	781.92	1
RURAL DEVELOPMENT	WATER ENVIRONMENT FEDERATION WETPEC CONFERENCE	WASHINGTON, D.C.	1,171.99	1
RURAL DEVELOPMENT	WESTERN FARMERS/BRAZOS COOP MTG	PARIS, TX	958.80	1
RURAL DEVELOPMENT	WESTERN STATES GUARANTEED REG MEETING	ORANGE COUNTY, CA	6,621.58	8
RURAL DEVELOPMENT	WESTERN TELECOMMUNICATIONS ALLIANCE CONVENTION	RENO, NV	8,905.99	9
RURAL DEVELOPMENT	WESTERN TELECOMMUNICATIONS ALLIANCE CONVENTION	MINNEAPOLIS, MN	1,891.44	1
RURAL DEVELOPMENT	WESTERN TELECOMMUNICATIONS ASSOCIATION CONVENTION	PHOENIX, AZ	3,333.60	3
RURAL DEVELOPMENT	WESTERN TELECOMMUNICATIONS ASSOCIATION CONVENTION	DES MOINES, IA	2,525.28	1
RURAL DEVELOPMENT	WOODY BOARDS UTILIZATION WORKSHOP	NASHVILLE, VA	216.00	1
RURAL DEVELOPMENT	ZONE D MEETING	LITTLE ROCK, AR	688.74	1

BONUSES AND AWARDS

Ms. DeLauro: Please update the information provided on bonuses and cash awards to all USDA employees that was included on pages 232 through 235 of last year's hearing volume through the date of receipt of this question. Again, please provide the information by pay grade, by agency or staff office, by fiscal year, with totals.

Response: The information is submitted for the record.

[The information follows:]



## Bonuses and Cash Awards

Agency	FY	SES		Other		Total	
		Number of Awards	Amount (\$)	Number of Awards	Amount (\$)	Number of Awards	Amount (\$)
Agricultural Marketing Service <sup>a/</sup>	2003	0	0	1,481	\$1,072,406	1,481	\$1,072,406
	2004	9	\$112,500	1,778	1,430,731	1,787	1,543,231
	2005	9	200,735	1,367	1,300,140	1,376	1,500,875
	2006	9	127,852	1,473	1,280,035	1,482	1,407,887
	2007	8	168,401	1,449	1,471,624	1,457	1,540,025
	2008	8	109,970	533	644,755	541	754,725
Animal and Plant Health Inspection Service	2003	17	240,000	4,909	4,000,738	4,926	4,240,738
	2004	22	370,142	5,775	5,030,597	5,797	5,400,739
	2005	27	445,537	5,307	4,561,839	5,334	5,007,376
	2006	26	404,000	5,777	5,105,760	5,803	5,509,760
	2007	27	435,600	7,393	6,577,725	7,420	7,013,325
	2008	0	0	1,922	2,190,606	1,922	2,190,606
Agricultural Research Service <sup>a/</sup>	2003	0	0	5,870	5,963,546	5,870	5,963,546
	2004	27	385,000	6,948	7,078,301	6,975	7,463,301
	2005	38	535,500	7,415	8,004,459	7,453	8,539,959
	2006	38	576,737	7,035	7,535,371	7,073	8,112,108
	2007	42	537,199	8,503	9,577,530	8,545	10,214,729
	2008	38	490,169	1,319	801,846	1,357	1,292,015
Cooperative State Research, Education, and Extension Service <sup>a/</sup>	2003	0	0	624	566,326	624	566,326
	2004	6	77,500	427	489,876	433	567,376
	2005	13	14,900	545	659,722	558	674,622
	2006	10	146,583	428	398,666	438	545,249
	2007	9	112,196	594	552,165	603	664,361
	2008	8	115,059	35	26,621	43	141,680

Agency	FY	SES		Other		Total	
		Number of Awards	Amount (\$)	Number of Awards	Amount (\$)	Number of Awards	Amount (\$)
Economic Research Service	2003	0	0	1,217	934,534	1,217	934,534
	2004	7	100,000	1,232	988,842	1,239	1,088,842
	2005	7	103,000	1,124	964,879	1,131	1,067,879
	2006	7	97,500	1,004	929,312	1,011	1,026,812
	2007	7	99,744	1,160	1,087,941	1,167	1,187,685
	2008	5	77,245	273	180,746	278	257,991
Farm Service Agency	2003	4	33,500	8,524	4,510,048	8,528	4,543,548
	2004	4	60,000	8,693	5,360,357	8,697	5,420,357
	2005	5	99,000	68	41,803	73	140,803
	2006	4	70,000	3,083	1,398,240	3,087	1,468,240
	2007	5	77,000	4,166	1,841,072	4,171	1,918,072
	2008	8	105,875	5	4,195	13	110,070
Food and Nutrition Service	2003	13	112,500	1,501	673,710	1,514	786,210
	2004	12	147,500	1,504	681,584	1,516	829,084
	2005	11	163,000	1,447	703,090	1,458	866,090
	2006	8	131,611	1,405	703,874	1,413	835,485
	2007	10	172,000	1,370	699,592	1,380	871,592
	2008	2	30,000	50	32,588	52	62,588
Food Safety and Inspection Service	2003	16	252,500	5,990	2,102,077	6,006	2,354,577
	2004	18	300,000	6,080	2,456,235	6,098	2,756,235
	2005	19	300,000	5,753	3,854,032	5,772	4,154,032
	2006	19	298,000	4,627	2,774,926	4,645	3,072,926
	2007	21	311,064	10,479	7,838,033	10,500	8,149,097
	2008	0	0	2,753	1,440,641	2,753	1,440,641
Foreign Agricultural Service	2003	12	79,060	572	944,157	584	1,023,217
	2004	15	146,400	1,068	1,065,791	1,083	1,212,191
	2005	1	2,822	864	866,254	865	869,076
	2006	9	96,400	826	947,552	835	1,045,952
	2007	31	327,385	1,044	1,419,484	1,075	1,746,869
	2008	0	0	16	11,599	16	11,599
Forest Service	2003	18	59,250	16,668	11,360,011	16,686	11,419,261
	2004	80	709,225	27,813	18,451,978	27,893	18,161,403
	2005	76	899,355	23,347	15,708,985	23,423	16,608,340
	2006	58	694,478	24,491	19,176,543	24,549	19,871,021
	2007	51	671,492	25,186	18,087,201	25,237	18,758,693
	2008	62	698,455	10,472	8,320,068	10,534	9,018,523

Agency	FY	SES		Other		Total	
		Number of Awards	Amount (\$)	Number of Awards	Amount (\$)	Number of Awards	Amount (\$)
Grain Inspection, Packers and Stockyards Administration	2003	2	12,570	154	133,217	156	145,787
	2004	3	64,000	162	173,777	165	237,777
	2005	0	0	151	168,451	151	168,451
	2006	2	36,000	191	206,358	193	242,358
	2007	2	38,000	285	216,603	287	254,603
	2008	2	40,000	78	67,800	80	107,800
National Agricultural Statistics Service	2003	0	0	730	461,019	730	461,019
	2004	8	107,500	1,120	1,023,140	1,128	1,130,640
	2005	9	117,840	1,148	969,481	1,157	1,087,321
	2006	12	180,240	1,691	1,551,268	1,703	1,731,508
	2007	10	136,368	1,707	1,521,720	1,717	1,658,088
	2008	10	145,102	1,239	1,222,019	1,249	1,367,121
Natural Resources Conservation Service	2003	19	195,692	2,896	2,199,770	2,915	2,395,462
	2004	23	254,300	6,899	6,114,864	6,922	6,369,164
	2005	20	379,654	7,073	6,963,991	7,093	7,343,645
	2006	20	292,000	7,107	5,766,615	7,127	6,058,615
	2007	23	285,636	8,143	8,143,320	8,166	8,428,956
	2008	23	344,436	5,876	5,657,794	5,899	6,002,230
Rural Development	2003	7	60,000	4,028	3,186,269	4,035	3,246,269
	2004	6	52,500	3,767	3,145,936	3,773	3,198,436
	2005	3	35,000	3,714	3,040,592	3,717	3,075,592
	2006	7	87,000	3,281	2,832,033	3,288	2,919,033
	2007	15	259,000	3,202	2,530,747	3,217	2,789,747
	2008	4	57,760	200	130,361	204	188,121
Risk Management Agency	2003	1	16,000	393	503,500	394	519,500
	2004	1	36,000	462	385,000	463	421,000
	2005	1	15,000	450	515,000	451	530,000
	2006	2	30,000	456	570,000	458	600,000
	2007	2	47,000	460	542,500	462	589,500
	2008	2	24,000	3	2,959	5	26,959
Office of the Secretary	2003	2	35,000	19	45,238	21	80,238
	2004	1	20,000	18	61,604	19	81,604
	2005	4	52,430	13	38,100	17	90,530
	2006	3	44,000	35	53,925	38	97,925
	2007	1	23,000	21	65,200	22	88,200
	2008	1	15,496	3	8,000	4	23,496

Agency	FY	SES		Other		Total	
		Number of Awards	Amount (\$)	Number of Awards	Amount (\$)	Number of Awards	Amount (\$)
Office of Civil Rights <sup>a/</sup>	2003	0	0	0	0	0	0
	2004	2	30,000	127	120,850	129	150,850
	2005	2	62,000	137	179,265	139	241,265
	2006	3	35,000	104	279,613	107	314,613
	2007	1	11,910	125	269,209	126	281,119
	2008	0	0	8	7,300	8	7,300
Departmental Administration (Includes Ag Bar and H&M)	2003	0	0	35	91,364	35	91,364
	2004	4	50,000	511	425,504	515	475,504
	2005	5	85,000	471	534,880	476	619,880
	2006	5	87,000	529	644,717	534	731,717
	2007	3	45,500	379	504,631	382	550,131
	2008	3	45,500	18	11,903	21	57,403
Office of the Chief Financial Officer	2003	1	6,250	2	5,500	3	11,750
	2004	2	41,800	38	136,404	40	178,204
	2005	2	36,000	17	51,000	19	87,000
	2006	2	44,000	27	75,765	29	119,765
	2007	2	12,699	16	64,000	18	76,699
	2008	0	0	0	0	0	0
Office of the General Counsel	2003	11	165,100	273	314,277	284	480,377
	2004	0	0	0	0	0	0
	2005	12	82,500	229	133,654	241	216,154
	2006	16	252,000	196	420,839	212	672,839
	2007	16	222,080	209	396,050	225	618,130
	2008	0	0	0	0	0	0
Office of Inspector General	2003	4	39,000	390	390,079	394	429,079
	2004	5	67,500	388	592,780	393	660,280
	2005	7	111,280	442	592,010	449	703,290
	2006	6	81,500	434	597,629	440	679,129
	2007	8	92,299	439	706,316	447	798,615
	2008	8	96,342	0	0	8	96,342
Office of Communications	2003	0	0	22	13,921	22	13,921
	2004	0	0	23	11,738	23	11,738
	2005	0	0	54	21,058	54	21,058
	2006	0	0	87	35,913	87	35,913
	2007	0	0	51	26,700	51	26,700
	2008	0	0	20	10,000	20	10,000

Agency	FY	SES		Other		Total	
		Number of Awards	Amount (\$)	Number of Awards	Amount (\$)	Number of Awards	Amount (\$)
Office of the Chief Economist	2003	3	49,500	35	51,364	38	140,864
	2004	3	61,800	45	119,884	48	181,684
	2005	3	61,000	47	128,274	50	189,274
	2006	5	113,040	43	124,941	48	237,981
	2007	6	106,600	48	160,068	54	266,668
	2008	0	0	1	1,000	1	1,000
National Appeals Division	2003	0	0	86	160,000	86	160,000
	2004	0	0	60	79,350	60	79,350
	2005	0	0	80	173,933	80	173,933
	2006	0	0	77	193,005	77	193,005
	2007	0	0	150	279,400	150	279,400
	2008	0	0	1	371	1	371
Office of Budget and Program Analysis	2003	5	99,300	49	74,350	54	173,650
	2004	6	105,800	37	58,850	43	164,650
	2005	5	108,000	69	127,550	74	235,550
	2006	6	110,273	64	161,500	70	271,773
	2007	6	61,060	63	121,950	69	182,950
	2008	0	0	0	0	0	0
Homeland Security Staff <sup>a/</sup>	2003	0	0	0	0	0	0
	2004	0	0	3	8,500	3	8,500
	2005	0	0	4	9,500	4	9,500
	2006	0	0	2	5,500	2	5,500
	2007	1	10,000	3	7,500	4	17,500
	2008	0	0	1	1,500	1	1,500
USDA, Total	2003	135	\$1,462,222	56,868	\$39,897,421	57,003	\$41,359,643
	2004	264	\$3,299,467	74,978	\$55,492,474	75,242	\$58,791,941
	2005	279	\$3,909,553	61,436	\$50,312,042	61,715	\$54,221,595
	2006	277	\$4,037,214	64,473	\$53,710,099	64,750	\$57,747,314
	2007	307	\$4,263,173	76,645	\$64,808,281	76,952	\$68,971,454
	2008	184	\$2,395,409	24,826	\$20,774,672	25,010	\$23,170,081

a/ - SES awards were given in these offices in FY03, however, they were awarded prior to the January 1, 2003 timeframe requested.

b/ - The Office of Civil Rights was established in 2003; there were no awards given in FY03.

c/ - The Homeland Security Staff Office was established in August 2002 and the first awards were given in FY04.

Note: Some offices have not distributed all or any awards for FY08 to date, but plan to award later in the fiscal year.

BONUSES FOR POLITICAL APPOINTEES

Ms. DeLauro: Please indicate whether the USDA continues to have a policy in place barring political appointees from receiving bonuses. If not, please provide the same bonus and cash award information as in the previous question for all political appointees on the USDA roster as of the date of receipt of this question, by name, except for the Forest Service, from the date on which the policy changed to the date of receipt of this question.

Response: USDA continues to have a policy in place where political appointees are not to receive bonuses.

PUBLIC AFFAIRS

Ms. DeLauro: Please provide a table similar to that above showing a breakout of the number of professional and clerical staff in each agency assigned to communications and press activities and the cost by agency, for fiscal year 2007, estimated fiscal year 2008 and requested for fiscal year 2009.

Response: The information is submitted for the record.

[The information follows:]

United States Department of Agriculture  
Public Affairs Activities  
(Dollars in Thousands)

AGENCY	2007		2008		2009	
	Employment	Staff Years	Employment	Staff Years	Employment	Staff Years
<b>Office of Communications:</b>						
Professional	60	60.0	64	64.0	70	70.0
Clerical	9	9.0	9	9.0	9	9.0
Budget Authority	\$9,338		\$9,273		\$9,961	
Location of Staff:						
Washington	69	69.0	73	73.0	79	79.0
Field	0	0.0	0	0.0	0	0.0
<b>Office of the Chief Economist:</b>						
Professional	1	1.0	1	1.0	1	1.0
Clerical	0	0.0	0	0.0	0	0.0
Budget Authority	\$128		\$134		\$138	
Location of Staff:						
Washington	1	1.0	1	1.0	1	1.0
Field	0	0.0	0	0.0	0	0.0
<b>ARS:</b>						
Professional	40	40.0	40	40.0	39	39.0
Clerical	3	3.0	3	3.0	3	3.0
Budget Authority	\$4,595		\$4,584		\$4,593	
Location of Staff:						
Washington	43	43.0	43	43.0	42	42.0
Field	0	0.0	0	0.0	0	0.0
<b>CSREES:</b>						
Professional	10	10.0	11	11.0	11	11.0
Clerical	2	2.0	2	2.0	2	2.0
Budget Authority	\$848		\$970		\$970	
Location of Staff:						
Washington	12	12.0	13	13.0	13	13.0
Field	0	0.0	0	0.0	0	0.0
<b>NASS:</b>						
Professional	2	2.0	2	2.0	2	2.0
Clerical	0	0.0	0	0.0	0	0.0
Budget Authority	\$158		\$174		\$179	
Location of Staff:						
Washington	2	2.0	2	2.0	2	2.0
Field	0	0.0	0	0.0	0	0.0
<b>FAS:</b>						
Professional	12	12.0	12	12.0	12	12.0
Clerical	2	2.0	2	2.0	2	2.0
Budget Authority	\$1,932		\$1,971		\$2,011	
Location of Staff:						
Washington	14	14.0	14	14.0	14	14.0
Field	0	0.0	0	0.0	0	0.0
<b>FSA:</b>						
Professional	19	19.0	10	10.0	10	10.0
Clerical	1	1.0	1	1.0	1	1.0
Budget Authority	\$2,235		\$1,301		\$1,373	
Location of Staff:						
Washington	20	20.0	11	11.0	11	11.0
Field	0	0.0	0	0.0	0	0.0
<b>RNA:</b>						
Professional	5	5.0	4	4.0	4	4.0
Clerical	6	6.0	6	6.0	6	6.0
Budget Authority	\$986		\$1,064		\$1,096	
Location of Staff:						
Washington	9	9.0	8	8.0	8	8.0
Field	2	2.0	2	2.0	2	2.0
<b>RD:</b>						
Professional	14	14.0	14	14.0	14	14.0
Clerical	0	0.0	1	1.0	1	1.0
Budget Authority	\$1,259		\$1,284		\$1,284	
Location of Staff:						
Washington	14	14.0	15	15.0	15	15.0
Field	0	0.0	0	0.0	0	0.0
<b>NRCS:</b>						
Professional	109	109.0	88	88.0	86	86.0
Clerical	2	2.0	2	2.0	2	2.0
Budget Authority	\$7,905		\$7,479		\$7,313	
Location of Staff:						
Washington	13	13.0	13	13.0	13	13.0
Field	98	98.0	77	77.0	75	75.0

AGENCY	2007		2008		2009	
	Employment	Staff Years	Employment	Staff Years	Employment	Staff Years
<b>APHIS:</b>						
Professional	23	23.0	22	22.0	22	22.0
Clerical	2	2.0	2	2.0	2	2.0
Budget Authority	\$2,389		\$2,344		\$2,461	
Location of Staff:						
Washington	18	18.0	19	19.0	19	19.0
Field	7	7.0	5	5.0	5	5.0
<b>AMS:</b>						
Professional	6	5.0	7	7	7	6
Clerical	1	1.0	1	1	1	1
Budget Authority	\$755		\$855		\$872	
Location of Staff:						
Washington	7	6.9	8	7.8	8	7.8
Field	0	0.0	0	0	0	0
<b>FSIS:</b>						
Professional	17	14.0	17	15.0	17	15.0
Clerical	1	1.0	1	1.0	1	1.0
Budget Authority	\$1,164		\$1,389		\$1,431	
Location of Staff:						
Washington	18	15.0	18	16.0	18	16.0
Field	0	0.0	0	0.0	0	0.0
<b>FWS:</b>						
Professional	41	37.3	38	34.2	39	35.1
Clerical	6	5.4	6	5.4	6	5.4
Budget Authority	\$4,117		\$3,934		\$4,177	
Location of Staff:						
Washington	26	23.4	23	20.3	24	21.2
Field	21	19.3	21	19.3	21	19.3
<b>TOTAL, Public Affairs Activities:</b>						
Professional	359	351	330	324	334	327
Clerical	35	34	36	35	36	35
Budget Authority	\$37,809		\$36,756		\$37,859	
Location of Staff:						
Washington	266	260	261	256	267	262
Field	128	126	105	103	103	101



CONGRESSIONAL RELATIONS

Ms. DeLauro: Please update the table that appears in last year's hearing record showing a breakout of congressional relations activities by agency, for fiscal year 2007, estimated fiscal year 2008 and requested fiscal year 2009.

Response: The information is submitted for the record.

[The information follows:]

**U.S. DEPARTMENT OF AGRICULTURE  
COMPENSATIONAL RELATIONS ACTIVITIES**  
(Dollars in thousands)

AGENCY	2007				2008				2009			
	Employment	Staff	Staff	% of	Employment	Staff	Staff	% of	Employment	Staff	Staff	% of
	Year	Year	Year	Year	Year	Year	Year	Year	Year	Year	Year	Year
<b>OMEC:</b>												
Professional .....	9	6.0			9	8.0			9	8.0		
Clerical .....	3	3.0			4	4.0			4	4.0		
Total .....	12	11.0	\$1	13.58%	13	12.0		87	13	12.0	87	13.79%
Schedule C Positions .....	6	5.0			9	8.0			9	8.0		
Average Cost: .....												
Professional .....	\$101				\$105				\$108			
Clerical .....	\$52				\$54				\$55			
Budget Authority .....	\$1,983				\$1,969				\$2,142			
<b>ANS:</b>												
Professional .....	1	1.0			1	1.0			1	1.0		
Clerical .....	0	0			0	0			0	0		
Total .....	1	1.0	8,511	0.01%	1	1.0	8,511	0.01%	1	1.0	8,300	0.01%
Schedule C Positions .....	0	0			0	0			0	0		
Average Cost: .....												
Professional .....	\$128				\$127				\$128			
Clerical .....	\$0				\$0				\$0			
Budget Authority .....	\$128				\$127				\$128			
<b>CHAMES:</b>												
Professional .....	2	0.9			2	0.8			2	0.9		
Clerical .....	1	0.5			1	0.5			1	0.5		
Total .....	3	0.9	402	0.22%	3	0.9	440	0.20%	3	0.9	440	0.20%
Schedule C Positions .....	0	0			0	0			0	0		
Average Cost: .....												
Professional .....	\$124				\$130				\$130			
Clerical .....	\$6				\$6				\$6			
Budget Authority .....	\$139				\$138				\$138			
<b>PAB:</b>												
Professional .....	2	2.0			2	2.0			2	2.0		
Clerical .....	2	1.0			2	1.0			2	1.0		
Total .....	4	3.0	955	0.11%	4	3.0	1,004	0.10%	4	3.0	1,004	0.10%
Schedule C Positions .....	1	1			1	1			1	1		
Average Cost: .....												
Professional .....	\$67				\$68				\$60			
Clerical .....	\$35				\$36				\$37			
Budget Authority .....	\$180				\$179				\$194			
<b>PBA:</b>												
Professional .....	3	3.0			3	3.0			3	3.0		
Clerical .....	1	1.0			1	1.0			1	1.0		
Total .....	4	4.0	5,142	0.08%	4	4.0	5,253	0.08%	4	4.0	5,253	0.08%
Schedule C Positions .....	1	1			1	1			1	1		
Average Cost: .....												
Professional .....	\$235				\$224				\$230			
Clerical .....	\$42				\$51				\$55			
Budget Authority .....	\$277				\$275				\$299			
<b>NO:</b>												
Professional .....	2	2.0			2	2.0			2	2.0		
Clerical .....	2	1.0			2	1.0			2	1.0		
Total .....	4	3.0	6,281	0.05%	4	3.0	6,200	0.05%	4	3.0	6,100	0.05%
Schedule C Positions .....	1	1			1	1			1	1		
Average Cost: .....												
Professional .....	\$81				\$88				\$88			
Clerical .....	\$28				\$42				\$42			
Budget Authority .....	\$248				\$246				\$248			

AGENCY	2007				2008				2009			
	Employment	Staff	Total	% of	Employment	Staff	Total	% of	Employment	Staff	Total	% of
	Years	Years	Years	Years	Years	Years	Years	Years	Years	Years	Years	Years
<b>NRCS:</b>												
Professional .....	1	1.0			1	1.0			1	1.0		
Clerical .....	1	1.0			1	1.0			1	1.0		
Total .....	2	2.0	11,779	0.02%	2	2.0	12,233	0.02%	2	2.0	10,787	0.02%
Schedule C Positions	0	0			0	0			0	0		
Average Cost:												
Professional .....	\$97				\$97				\$97			
Clerical .....	\$50				\$50				\$50			
Budget Authority .....	\$147				\$146				\$159			
<b>APHIS:</b>												
Professional .....	4	1.05			4	1.05			4	1.05		
Clerical .....	0	0			0	0			0	0		
Total .....	4	1.05	7,463	0.01%	4	1.05	7,227	0.01%	4	1.05	7,429	0.01%
Schedule C Positions	0	0			0	0			0	0		
Average Cost:												
Professional .....	\$75				\$75				\$75			
Clerical .....	\$0				\$0				\$0			
Budget Authority .....	\$100				\$99				\$109			
<b>AMS:</b>												
Professional .....	2	1.5			2	1.5			2	1.5		
Clerical .....	0	0			0	0			0	0		
Total .....	2	1.5	3,048	0.05%	2	1.5	3,075	0.05%	2	1.5	3,087	0.05%
Schedule C Positions	0	0			0	0			0	0		
Average Cost:												
Professional .....	\$94				\$98				\$99			
Clerical .....	0				0				0			
Budget Authority .....	\$99				\$98				\$107			
<b>FSIS:</b>												
Professional .....	2	1.7			2	1.7			2	1.7		
Clerical .....	1	0.3			1	0.3			1	0.3		
Total .....	3	2.0	9,276	0.02%	3	2.0	9,515	0.02%	3	2.0	9,515	0.02%
Schedule C Positions	0	0			0	0			0	0		
Average Cost:												
Professional .....	\$140				\$177				\$182			
Clerical .....	\$41				\$44				\$45			
Budget Authority .....	\$248				\$246				\$268			
<b>AMS:</b>												
Professional .....	3	1.7			3	1.8			3	1.8		
Clerical .....	1	0.5			1	0.5			1	0.5		
Total .....	4	2.2	1,317	0.17%	4	2.3	1,312	0.18%	4	2.3	1,347	0.17%
Schedule C Positions	1	1			1	1			1	1		
Average Cost:												
Professional .....	\$113				\$117				\$121			
Clerical .....	\$37				\$38				\$39			
Budget Authority .....	\$266				\$264				\$287			
<b>TOTAL, Congressional Relations Activities:</b>												
Professional .....	31	23.8			31	23.9			31	23.9		
Clerical .....	12	8.2			13	9.2			13	9.2		
Total .....	43	32.0	54,255	0.06%	44	33.1	54,857	0.06%	44	33.1	53,349	0.06%
Schedule C Positions	10	9.0			13	12.0			13	12.0		
Budget Authority .....	\$3,795				\$3,768				\$4,099			

## OSEC STAFFING

Ms. DeLauro: Provide tables similar to the ones provided in last year's hearing record that list current staff in each of the OSEC offices, the position title, the grade level, the pay costs associated with each position, the identity of the appointment, and how they are funded for fiscal years 2006, 2007, estimated 2008 and projected 2009. Please include any staff that are detailed or assigned to any of the offices from another agency.

Response: The following table lists current staff on board in each of the OSEC offices, including the position title, the grade level, and the pay costs associated with each position. The table also identifies Presidential Appointments with Senate Confirmation (PAS), Schedule C, Non-career, Career positions, and how they are funded. The table reflects staff on board as of September 30, 2006 for fiscal year 2006; September 30, 2007, for fiscal year 2007, as of February 21, 2008 for fiscal year 2008, and projected 2009.

[The information follows:]

IMMEDIATE OFFICE  
Fiscal Year 2006

TITLE	GRADE	SALARY	BENEFITS	FUNDED BY	IDENTITY OF APPOINTMENT
Secretary of Agriculture	EX-I	\$183,500	\$45,875	OSEC	PAS
Deputy Secretary of Agriculture	EX-II	165,200	41,300	OSEC	PAS
Chief of Staff	ES	165,200	41,300	OSEC	Non-Career
Deputy Chief of Staff	ES	164,234	41,059	OSEC	Non-Career
Deputy Chief of Staff	ES	140,122	35,031	OSEC	Non-Career
Special Assistant to the Secretary	ES	112,000	48,000	OSEC	Non-Career
Special Assistant to the Secretary	ES	149,406	37,352	OSEC/FSA /RD/NRCS	Non-Career
Senior Advisor for Management and Budget	ES	124,700	31,175	OSEC	Non-Career
Special Advisor to the Secretary	ES	139,774	34,944	OSEC	Non-Career
Director, Faith Based	GS-15/10	139,774	34,944	OSEC	Schedule C
Special Assistant	GS-14/01	91,407	22,852	OSEC	Schedule C
White House Liaison	GS-15/10	139,774	34,944	OSEC/ Reimb. Advisory	Schedule C
White House Fellow	GS-14/03	97,500	24,375	OSEC	Schedule C
Confidential Assistant	GS-15/04	118,272	29,568	OSEC	Schedule C
Staff Assistant	GS-09/01	44,856	11,214	OSEC	Schedule C
Staff Assistant	GS-11/01	54,272	13,568	OSEC	Schedule C
Confidential Assistant	GS-14/04	100,547	25,137	OSEC	Schedule C
Confidential Assistant	GS-11/01	54,272	13,568	OSEC	Schedule C
Special Assistant	GS-12/01	65,048	16,262	Reimb. Advisory	Schedule C
Office Assistant	GS-9/10	58,318	14,579	OSEC	Career
Office Assistant	GS-9/09	56,822	14,206	OSEC	Career
Staff Assistant	GS-9/04	49,343	12,336	OSEC	Schedule C
Office Automation Clerk	GS-4/01	26,460	6,365	OSEC	Schedule C

IMMEDIATE OFFICE  
Fiscal Year 2007

TITLE	GRADE	SALARY	BENEFITS	FUNDED BY	IDENTITY OF APPOINTMENT
Secretary of Agriculture	EX-I	\$186,000	\$46,500	OSEC	PAS
Deputy Secretary of Agriculture	EX-II	168,200	42,000	OSEC	PAS
Chief of Staff	ES	168,000	42,000	OSEC	Non-Career
Deputy Chief of Staff	ES	168,000	42,000	OSEC	Non-Career
Deputy Chief of Staff	ES	154,600	38,650	OSEC	Non-Career
Special Assistant to the Secretary	ES	122,974	48,000	OSEC	Non-Career
Special Assistant to the Secretary	ES	164,123	41,031	OSEC/FSA /RD/NRCS	Non-Career
Senior Advisor for Management and Budget	ES	136,796	34,200	OSEC	Non-Career
Senior Advisor to the Secretary	ES	133,797	33,450	OSEC	Non-Career
Director, Faith Based	GS-15/10	143,471	35,868	OSEC	Schedule C
Special Assistant	GS-14/01	100,363	27,591	OSEC	Schedule C
White House Liaison	GS-15/10	143,471	35,868	OSEC/ Reimb. Advisory	Schedule C
White House Fellow	GS-14/03	100,077	25,019	OSEC	Schedule C
Confidential Assistant	GS-15/04	121,399	30,350	OSEC	Schedule C
Staff Assistant	GS-09/02	47,576	11,894	OSEC	Schedule C
Staff Assistant	GS-11/02	57,564	14,391	OSEC	Schedule C
Confidential Assistant	GS-14/04	103,204	25,801	OSEC	Schedule C
Confidential Assistant	GS-12/01	66,767	16,692	OSEC	Schedule C
Special Assistant	GS-12/02	68,993	17,248	Reimb. Advisory	Schedule C
Confidential Assistant	GS-11/01	55,706	13,927	OSEC	Schedule C
Office Assistant	GS-9/09	58,318	14,580	OSEC	Career
Staff Assistant	GS-9/04	50,645	12,661	OSEC	Schedule C
Office Automation Clerk	GS-4/01	27,159	6,790	OSEC	Schedule C

IMMEDIATE OFFICE  
Fiscal Year 2008

TITLE	GRADE	SALARY	BENEFITS	FUNDED BY	IDENTITY OF APPOINTMENT
Secretary of Agriculture	EX-I	\$191,300	\$47,825	OSEC	PAS
Deputy Secretary of Agriculture	EX-II	172,200	43,050	OSEC	PAS
Chief of Staff	ES	172,200	43,050	OSEC	Non-Career
Deputy Chief of Staff	ES	172,200	43,050	OSEC	Non-Career
Deputy Chief of Staff	ES	172,200	43,050	OSEC	Non-Career
Special Assistant to the Secretary	ES	131,583	32,896	OSEC	Non-Career
Special Assistant to the Secretary	ES	169,047	42,262	OSEC/FSA /RD/NRCS	Non-Career
Senior Advisor for Management and Budget	ES	143,838	35,960	OSEC	Non-Career
Senior Advisor to the Secretary	ES	143,163	35,791	OSEC	Non-Career
Special Assistant	GS-15/01	115,317	28,829	OSEC	Schedule C
White House Liaison	GS-15/10	149,000	37,250	OSEC/ Reimb Advisory	Schedule C
White House Fellow	GS-14/03	104,569	26,142	OSEC	Schedule C
Confidential Assistant	GS-15/04	126,850	31,712	OSEC	Schedule C
Director of Faith Based	GS-11/01	58,206	14,552	OSEC	Schedule C
Staff Assistant	GS-11/02	60,146	15,037	OSEC	Schedule C
Confidential Assistant	GS-14/04	107,836	26,959	OSEC	Schedule C
Staff Assistant	GS-09/05	54,525	13,632	OSEC	Schedule C
Special Assistant	GS-12/02	72,090	18,022	Reimb. Advisory	Schedule C
Confidential Assistant	GS-11/01	58,206	14,552	OSEC	Schedule C
Office Assistant	GS-9/10	62,546	15,637	OSEC	Career
Office Assistant	GS-08/08	53,720	13,430	OSEC	Schedule C
Office Automation Clerk	GS-04/01	28,379	7,095	OSEC	Schedule C
Office Automation Clerk	GS-04/01	28,379	7,095	OSEC	Schedule C
Office Automation Clerk	GS-04/01	28,379	7,095	OSEC	Schedule C

IMMEDIATE OFFICE  
Fiscal Year 2009

TITLE	GRADE	SALARY	BENEFITS	FUNDED BY	IDENTITY OF APPOINTMENT
Secretary of Agriculture	EX-I	\$197,039	\$49,260	OSEC	PAS
Deputy Secretary of Agriculture	EX-II	177,366	44,342	OSEC	PAS
Chief of Staff	ES	177,366	44,342	OSEC	Non-Career
Chief of Staff	ES	177,366	44,342	OSEC	Non-Career
Deputy Chief of Staff	ES	177,366	44,342	OSEC	Non-Career
Special Assistant to the Secretary	ES	135,530	33,883	OSEC	Non-Career
Special Assistant to the Secretary	ES	174,118	43,630	OSEC/FSA /RD/NRCS	Non-Career
Senior Advisor for Management and Budget	ES	148,153	37,038	OSEC	Non-Career
Senior Advisor to the Secretary	ES	147,458	36,865	OSEC	Non-Career
Special Assistant	GS-15/01	118,777	29,694	OSEC	Schedule C
White House Liaison	GS-15/10	153,470	38,368	OSEC/ Reimb Advisory	Schedule C
White House Fellow	GS-14/03	107,706	26,927	OSEC	Schedule C
Confidential Assistant	GS-15/04	130,656	32,664	OSEC	Schedule C
Director of Faith Based	GS-11/01	59,952	14,988	OSEC	Schedule C
Staff Assistant	GS-11/02	61,950	15,488	OSEC	Schedule C
Confidential Assistant	GS-14/04	111,071	27,768	OSEC	Schedule C
Staff Assistant	GS-09/05	56,161	14,040	OSEC	Schedule C
Special Assistant	GS-12/02	74,253	18,563	Reimb. Advisory	Schedule C
Confidential Assistant	GS-11/01	59,952	14,988	OSEC	Schedule C
Office Assistant	GS-9/10	64,422	16,106	OSEC	Career
Office Assistant	GS-08/08	55,332	13,833	OSEC	Schedule C
Office Automation Clerk	GS-4/01	29,230	7,308	OSEC	Schedule C
Office Automation Clerk	GS-4/01	29,230	7,308	OSEC	Schedule C
Office Automation Clerk	GS-4/01	29,230	7,308	OSEC	Schedule C



UNDER SECRETARY FOR FARM AND FOREIGN AGRICULTURAL SERVICES  
Fiscal Year 2006

TITLE	GRADE	SALARY	BENEFITS	FUNDED BY	IDENTITY OF APPOINTMENT
Deputy Under Secretary	ES	\$162,737	\$40,684	OSEC	Non-Career
Deputy Under Secretary	ES	165,200	41,300	OSEC	Non-Career
Secretary	GS-12/10	84,559	21,140	FAS	Career

UNDER SECRETARY FOR FARM AND FOREIGN AGRICULTURAL SERVICES  
Fiscal Year 2007

TITLE	GRADE	SALARY	BENEFITS	FUNDED BY	IDENTITY OF APPOINTMENT
Under Secretary	EX-III	\$154,600	\$38,650	OSEC	PAS
Deputy Under Secretary	ES	168,000	42,000	OSEC	Non-Career
Deputy Under Secretary	ES	168,000	42,000	OSEC	Non-Career
Secretary	GS-12/10	86,801	21,700	FAS	Career

UNDER SECRETARY FOR FARM AND FOREIGN AGRICULTURAL SERVICES  
Fiscal Year 2008

TITLE	GRADE	SALARY	BENEFITS	FUNDED BY	IDENTITY OF APPOINTMENT
Under Secretary	EX-III	\$158,500	\$39,625	OSEC	PAS
Deputy Under Secretary	ES	172,200	43,050	OSEC	Non-Career
Deputy Under Secretary	ES	172,200	43,050	OSEC	Non-Career
Secretary	GS-12/10	90,698	22,675	FAS	Career

UNDER SECRETARY FOR FARM AND FOREIGN AGRICULTURAL SERVICES  
Fiscal Year 2009

TITLE	GRADE	SALARY	BENEFITS	FUNDED BY	IDENTITY OF APPOINTMENT
Under Secretary	EX-III	\$163,255	\$40,814	OSEC	PAS
Deputy Under Secretary	ES	177,366	44,342	OSEC	Non-Career
Deputy Under Secretary	ES	177,366	44,342	OSEC	Non-Career
Secretary	GS-12/10	93,419	23,355	FAS	Career

UNDER SECRETARY FOR FOOD, NUTRITION AND CONSUMER SERVICES  
Fiscal Year 2006

TITLE	GRADE	SALARY	BENEFITS	FUNDED BY	IDENTITY OF APPOINTMENT
Under Secretary	EX-III	\$152,000	\$38,000	OSEC	PAS
Deputy Under Secretary	ES	165,200	41,300	OSEC	Non-Career
Executive Assistant	GS-12/04	71,552	17,888	OSEC/FNS	Career

UNDER SECRETARY FOR FOOD, NUTRITION AND CONSUMER SERVICES  
Fiscal Year 2007

TITLE	GRADE	SALARY	BENEFITS	FUNDED BY	IDENTITY OF APPOINTMENT
Under Secretary	EX-III	\$154,600	\$38,650	OSEC	PAS
Deputy Under Secretary	ES	139,700	34,925	OSEC	Non-Career
Executive Assistant	GS-12/04	73,445	18,361	OSEC/FNS	Career
Staff Assistant	GS-11/01	55,706	13,927	OSEC/FNS	Career

UNDER SECRETARY FOR FOOD, NUTRITION AND CONSUMER SERVICES  
Fiscal Year 2008

TITLE	GRADE	SALARY	BENEFITS	FUNDED BY	IDENTITY OF APPOINTMENT
Under Secretary	EX-III	\$158,500	\$39,625	OSEC	PAS
Deputy Under Secretary	ES	148,500	37,125	OSEC	Non-Career
Executive Assistant	GS-12/04	76,742	19,186	OSEC/FNS	Career
Staff Assistant	GS-11/01	58,206	14,552	OSEC/FNS	Career

UNDER SECRETARY FOR FOOD, NUTRITION AND CONSUMER SERVICES  
Fiscal Year 2009

TITLE	GRADE	SALARY	BENEFITS	FUNDED BY	IDENTITY OF APPOINTMENT
Under Secretary	EX-III	\$163,255	\$40,814	OSEC	PAS
Deputy Under Secretary	ES	152,955	38,239	OSEC	Non-Career
Executive Assistant	GS-12/04	79,044	19,761	OSEC/FNS	Career
Staff Assistant	GS-11/01	59,952	14,988	OSEC/FNS	Career

UNDER SECRETARY FOR FOOD SAFETY  
Fiscal Year 2006

TITLE	GRADE	SALARY	BENEFITS	FUNDED BY	IDENTITY OF APPOINTMENT
Under Secretary	EX-III	\$152,000	\$38,000	OSEC	PAS
Deputy Under Secretary	ES	162,414	40,604	OSEC	Non-Career
Special Assistant	GS-13/01	77,353	19,338	OSEC	Schedule C
Executive Assistant	GS-11/04	59,701	14,925	OSEC/FSIS	Career
Secretary	GS-07/04	40,337	10,084	OSEC/FSIS	Career

UNDER SECRETARY FOR FOOD SAFETY  
Fiscal Year 2007

TITLE	GRADE	SALARY	BENEFITS	FUNDED BY	IDENTITY OF APPOINTMENT
Under Secretary	EX-III	\$154,600	\$38,650	OSEC	PAS
Executive Assistant	GS-11/04	61,278	15,320	OSEC/FSIS	Career
Secretary	GS-08/03	44,465	11,117	OSEC/FSIS	Career

UNDER SECRETARY FOR FOOD SAFETY  
Fiscal Year 2008

TITLE	GRADE	SALARY	BENEFITS	FUNDED BY	IDENTITY OF APPOINTMENT
Under Secretary	EX-III	\$158,500	\$39,625	OSEC	PAS
Executive Assistant	GS-11/06	67,908	16,977	OSEC/FSIS	Career
Secretary	GS-11/08	71,788	17,947	OSEC/FSIS	Career

UNDER SECRETARY FOR FOOD SAFETY  
Fiscal Year 2009

TITLE	GRADE	SALARY	BENEFITS	FUNDED BY	IDENTITY OF APPOINTMENT
Under Secretary	EX-III	\$163,255	\$40,814	OSEC	PAS
Deputy Under Secretary	ES	177,366	44,342	OSEC	Non-Career
Executive Assistant	GS-11/06	69,945	17,486	OSEC/FSIS	Career
Secretary	GS-11/08	73,942	18,485	OSEC/FSIS	Career

UNDER SECRETARY FOR NATURAL RESOURCES AND ENVIRONMENT  
Fiscal Year 2006

TITLE	GRADE	SALARY	BENEFITS	FUNDED BY	IDENTITY OF APPOINTMENT
Under Secretary	EX-III	\$152,000	\$38,000	OSEC	PAS
Deputy Under Secretary	ES	140,847	35,212	OSEC	Non-Career
Deputy Under Secretary	ES	162,767	40,692	OSEC	Non-Career
Special Assistant	GS-15/01	107,521	26,880	NRCS	Schedule C
Staff Assistant	GS-09/01	44,856	11,214	FS	Schedule C

UNDER SECRETARY FOR NATURAL RESOURCES AND ENVIRONMENT  
Fiscal Year 2007

TITLE	GRADE	SALARY	BENEFITS	FUNDED BY	IDENTITY OF APPOINTMENT
Under Secretary	EX-III	\$154,600	\$38,650	OSEC	PAS
Deputy Under Secretary	ES	125,440	31,360	OSEC	Non-Career
Deputy Under Secretary	ES	125,446	31,362	OSEC	Non-Career
Special Assistant	GS-12/01	66,767	16,692	FS	Schedule C

UNDER SECRETARY FOR NATURAL RESOURCES AND ENVIRONMENT  
Fiscal Year 2008

TITLE	GRADE	SALARY	BENEFITS	FUNDED BY	IDENTITY OF APPOINTMENT
Under Secretary	EX-III	\$158,500	\$39,625	OSEC	PAS
Deputy Under Secretary	ES	132,987	33,247	OSEC	Non-Career
Deputy Under Secretary	ES	132,973	33,243	OSEC	Non-Career
Special Assistant	GS-12/01	69,764	17,441	FS	Schedule C
Staff Assistant	GS-07/01	39,330	9,833	NRCS	Schedule C

UNDER SECRETARY FOR NATURAL RESOURCES AND ENVIRONMENT  
Fiscal Year 2009

TITLE	GRADE	SALARY	BENEFITS	FUNDED BY	IDENTITY OF APPOINTMENT
Under Secretary	EX-III	\$163,255	\$40,814	OSEC	PAS
Deputy Under Secretary	ES	136,977	34,244	OSEC	Non-Career
Deputy Under Secretary	ES	136,962	34,241	OSEC	Non-Career
Special Assistant	GS-12/01	71,857	17,964	FS	Schedule C
Staff Assistant	GS-07/01	40,510	10,127	NRCS	Schedule C

UNDER SECRETARY FOR RESEARCH, EDUCATION AND ECONOMICS  
Fiscal Year 2006

TITLE	GRADE	SALARY	BENEFITS	FUNDED BY	IDENTITY OF APPOINTMENT
Under Secretary	EX-III	\$152,000	\$38,000	OSEC	PAS
Deputy Under Secretary	ES	165,200	40,760	OSEC	Non-Career
Budget Coordinator	ES	162,104	28,135	REE	Career
Staff Assistant	GS-15/10	139,774	34,944	REE	Schedule C
Staff Assistant	GS-15/10	139,774	34,944	REE	Schedule C
Program Support Specialist	GS-11/6	63,320	20,579	REE	Career
Secretary	GS-10/04	54,336	13,584	OSEC	Career

UNDER SECRETARY FOR RESEARCH, EDUCATION AND ECONOMICS  
Fiscal Year 2007

TITLE	GRADE	SALARY	BENEFITS	FUNDED BY	IDENTITY OF APPOINTMENT
Under Secretary	EX-III	154,600	38,650	OSEC	PAS
Deputy Under Secretary	ES	168,000	40,760	OSEC	Non-Career
Budget Coordinator	ES	168,000	29,064	REE	Career
Special Assistant	GS-15/10	149,000	37,250	OSEC	Schedule C
Secretary	GS-11/03	59,421	14,855	REE	Career
Program Support Specialist	GS-11/6	67,908	16,977	REE	Career
Staff Assistant	GS-7/01	37,640	9,410	REE	Career

UNDER SECRETARY FOR RESEARCH, EDUCATION AND ECONOMICS  
Fiscal Year 2008

TITLE	GRADE	SALARY	BENEFITS	FUNDED BY	IDENTITY OF APPOINTMENT
Under Secretary	EX-III	158,500	39,625	OSEC	PAS
Deputy Under Secretary	ES	172,200	43,050	OSEC	Non-Career
Budget Coordinator	ES	172,200	43,050	REE	Career
Special Assistant	GS-15/10	149,000	37,250	OSEC	Schedule C
Secretary	GS-11/03	62,087	15,522	REE	Career
Program Support Specialist	GS-11/6	67,908	16,977	REE	Career

UNDER SECRETARY FOR RESEARCH, EDUCATION AND ECONOMICS  
Fiscal Year 2009

TITLE	GRADE	SALARY	BENEFITS	FUNDED BY	IDENTITY OF APPOINTMENT
Under Secretary	EX-III	163,255	40,814	OSEC	PAS
Deputy Under Secretary	ES	177,366	44,341	OSEC	Non-Career
Budget Coordinator	ES	177,366	44,341	REE	Career
Special Assistant	GS-15/10	153,470	38,368	OSEC	Schedule C
Secretary	GS-11/03	63,950	15,987	REE	Career
Program Support Specialist	GS-11/6	63,320	20,579	REE	Career

UNDER SECRETARY FOR RURAL DEVELOPMENT  
Fiscal Year 2006

TITLE	GRADE	SALARY	BENEFITS	FUNDED BY	IDENTITY OF APPOINTMENT
Under Secretary	EX-III	\$152,000	\$38,000	OSEC	PAS
Deputy Under Secretary	ES	149,160	37,290	OSEC	Non-Career
Deputy Under Secretary	ES	165,200	41,300	OSEC	Non-Career
Special Assistant	GS-15/04	118,272	29,568	RD	Schedule C
Special Assistant	GS-15/10	139,774	34,944	OSEC	Schedule C
Special Assistant	GS-14/02	94,454	23,614	RD	Schedule C
Special Assistant	GS-14/01	91,407	22,852	RD	Schedule C
Confidential Assistant	GS-07/01	36,671	9,168	RD	Schedule C

UNDER SECRETARY FOR RURAL DEVELOPMENT  
Fiscal Year 2007

TITLE	GRADE	SALARY	BENEFITS	FUNDED BY	IDENTITY OF APPOINTMENT
Under Secretary	EX-III	\$154,600	\$38,650	OSEC	PAS
Deputy Under Secretary	ES	168,000	42,000	OSEC	Non-Career
Special Assistant	ES	154,600	38,650	OSEC	Non-Career
Special Assistant	GS-15/04	121,399	30,350	RD	Schedule C
Special Assistant	GS-14/03	100,077	25,019	RD	Schedule C



UNDER SECRETARY FOR RURAL DEVELOPMENT  
Fiscal Year 2008

TITLE	GRADE	SALARY	BENEFITS	FUNDED BY	IDENTITY OF APPOINTMENT
Under Secretary	EX-III	\$158,500	\$39,625	OSEC	PAS
Deputy Under Secretary	ES	172,200	43,050	OSEC	Non-Career
Special Assistant	ES	162,474	40,619	OSEC	Non-Career
Special Assistant	GS-15/05	130,694	32,674	RD	Schedule C
Special Assistant	GS-14/04	107,836	26,959	RD	Schedule C

UNDER SECRETARY FOR RURAL DEVELOPMENT  
Fiscal Year 2009

TITLE	GRADE	SALARY	BENEFITS	FUNDED BY	IDENTITY OF APPOINTMENT
Under Secretary	EX-III	\$163,255	\$40,814	OSEC	PAS
Deputy Under Secretary	ES	177,366	44,342	OSEC	Non-Career
Special Assistant	ES	167,348	41,837	OSEC	Non-Career
Special Assistant	GS-15/05	134,615	33,654	RD	Schedule C
Special Assistant	GS-14/04	111,071	27,767	RD	Schedule C

UNDER SECRETARY FOR MARKETING AND REGULATORY PROGRAMS  
Fiscal Year 2006

TITLE	GRADE	SALARY	BENEFITS	FUNDED BY	IDENTITY OF APPOINTMENT
Under Secretary	EX-III	\$152,000	\$38,000	OSEC	PAS
Deputy Under Secretary	ES	159,750	39,938	OSEC	Non-Career
Acting Deputy Under Secretary	ES	121,966	30,492	OSEC	Non-Career
Staff Assistant	GS-09/01	44,856	11,214	OSEC	Schedule C
Program Support Specialist	GS-12/02	67,216	16,804	OSEC	Career
Executive Assistant	GS-09/01	44,856	11,214	OSEC	Career Conditional

UNDER SECRETARY FOR MARKETING AND REGULATORY PROGRAMS  
Fiscal Year 2007

TITLE	GRADE	SALARY	BENEFITS	FUNDED BY	IDENTITY OF APPOINTMENT
Under Secretary	EX-III	\$152,000	\$38,000	OSEC	PAS
Deputy Under Secretary	ES	168,000	42,000	OSEC	Non-Career
Deputy Under Secretary	ES	154,000	38,500	OSEC	Non-Career
Program Support Specialist	GS-12/04	73,445	18,361	OSEC	Career
Confidential Assistant	GS-12/01	66,767	16,692	OSEC/APHIS	Career
Executive Assistant	GS-11/01	55,706	13,927	OSEC/APHIS	Career Conditional

UNDER SECRETARY FOR MARKETING AND REGULATORY PROGRAMS  
Fiscal Year 2008

TITLE	GRADE	SALARY	BENEFITS	FUNDED BY	IDENTITY OF APPOINTMENT
Under Secretary	EX-III	\$152,000	\$38,000	OSEC	PAS
Deputy Under Secretary	ES	172,200	43,050	OSEC	Non-Career
Deputy Under Secretary	ES	158,600	39,650	OSEC	Non-Career
Program Support Specialist	GS-12/04	76,742	19,186	OSEC	Career
Executive Assistant	GS-11/01	58,206	14,552	OSEC/APHIS	Career Conditional

UNDER SECRETARY FOR MARKETING AND REGULATORY PROGRAMS  
Fiscal Year 2009

TITLE	GRADE	SALARY	BENEFITS	FUNDED BY	IDENTITY OF APPOINTMENT
Under Secretary	EX-III	\$156,560	\$39,140	OSEC	PAS
Deputy Under Secretary	ES	177,366	44,342	OSEC	Non-Career
Deputy Under Secretary	ES	163,358	40,840	OSEC	Non-Career
Program Support Specialist	GS-12/04	79,044	19,761	OSEC	Career
Executive Assistant	GS-11/01	59,952	14,988	OSEC/APHIS	Career Conditional

ASSISTANT SECRETARY FOR ADMINISTRATION  
Fiscal Year 2006

TITLE	GRADE	SALARY	BENEFITS	FUNDED BY	IDENTITY OF APPOINTMENT
Assistant Secretary	EX-IV	\$143,000	\$35,750	OSEC	PAS
Deputy Assistant Secretary	ES	151,000	37,750	OSEC	Non-Career
Secretary	GS-10/01	49,397	12,349	OSEC	Career Conditional
Administrative Support Assistant	GS-08/06	47,380	11,845	OSEC	Career
Office Automation Clerk	GS-04/01 part time	6,615	1,654	OSEC	Schedule A

ASSISTANT SECRETARY FOR ADMINISTRATION  
Fiscal Year 2007

TITLE	GRADE	SALARY	BENEFITS	FUNDED BY	IDENTITY OF APPOINTMENT
Assistant Secretary	EX-IV	\$145,400	\$36,350	OSEC	PAS
Deputy Assistant Secretary	ES	151,000	37,750	OSEC	Non-Career
Secretary	GS-11/01	55,706	13,927	OSEC	Career Conditional
Staff Assistant	GS-07/01	37,640	9,410	OSEC	Schedule C
Office Automation Clerk	GS-04/01 part time	6,790	1,697	OSEC	Schedule A

ASSISTANT SECRETARY FOR ADMINISTRATION  
Fiscal Year 2008

TITLE	GRADE	SALARY	BENEFITS	FUNDED BY	IDENTITY OF APPOINTMENT
Assistant Secretary	EX-IV	\$149,000	\$37,250	OSEC	PAS
Deputy Assistant Secretary	ES	158,550	39,638	OSEC	Non-Career
Secretary	GS-11/01	58,206	14,552	OSEC	Career Conditional
Office Automation Clerk	GS-04/01 part time	7,095	1,774	OSEC	Schedule A

ASSISTANT SECRETARY FOR ADMINISTRATION  
Fiscal Year 2009

TITLE	GRADE	SALARY	BENEFITS	FUNDED BY	IDENTITY OF APPOINTMENT
Assistant Secretary	EX-IV	\$153,470	\$38,368	OSEC	PAS
Deputy Assistant Secretary	ES	163,307	40,827	OSEC	Non-Career
Secretary	GS-11/01	59,952	14,988	OSEC	Career Conditional
Office Automation Clerk	GS-04/01 part time	7,308	1,827	OSEC	Schedule A

ASSISTANT SECRETARY FOR CIVIL RIGHTS  
Fiscal Year 2006

TITLE	GRADE	SALARY	BENEFITS	FUNDED BY	IDENTITY OF APPOINTMENT
Assistant Secretary	EX-IV	\$143,000	\$35,075	OSEC	PAS
Deputy Assistant Secretary	ES	114,341	28,585	OSEC	Non-Career
Associate Asst Secretary	ES	165,200	41,300	OSEC	Career
Special Assistant	GS-15/10	139,774	34,944	Civil Rts	Schedule C
Staff Assistant	GS-11/05	61,510	15,378	OSEC	Career
Secretary	GS-11/10	70,558	17,640	OSEC	Career

ASSISTANT SECRETARY FOR CIVIL RIGHTS  
Fiscal Year 2007

TITLE	GRADE	SALARY	BENEFITS	FUNDED BY	IDENTITY OF APPOINTMENT
Assistant Secretary	EX-IV	\$145,400	\$36,350	OSEC	PAS
Deputy Assistant Secretary	ES	140,000	35,000	OSEC	Non-Career
Associate Asst Secretary	ES	165,270	41,318	OSEC	Non-Career
Special Assistant	GS-15/10	143,471	35,868	Civil Rts	Schedule C
Executive Assistant	GS-12/01	66,767	16,692	OSEC	Career
Executive Assistant	GS-12/06	77,897	19,474	OSEC	Career

ASSISTANT SECRETARY FOR CIVIL RIGHTS  
Fiscal Year 2008

TITLE	GRADE	SALARY	BENEFITS	FUNDED BY	IDENTITY OF APPOINTMENT
Assistant Secretary	EX-IV	\$149,000	\$37,250	OSEC	PAS
Deputy Assistant Secretary	ES	147,000	36,750	OSEC	Non-Career
Associate Asst Secretary	ES	170,228	42,557	OSEC	Non-Career
Special Assistant	GS-15/10	149,000	37,250	Civil Rts	Schedule C
Executive Assistant	GS-12/03	74,416	18,604	OSEC	Career

ASSISTANT SECRETARY FOR CIVIL RIGHTS  
Fiscal Year 2009

TITLE	GRADE	SALARY	BENEFITS	FUNDED BY	IDENTITY OF APPOINTMENT
Assistant Secretary	EX-IV	\$153,470	\$38,368	OSEC	PAS
Deputy Assistant Secretary	ES	151,410	37,853	OSEC	Non-Career
Associate Assistant Secretary	ES	175,335	43,834	OSEC	Non-Career
Special Assistant	GS-15/10	153,470	38,368	Civil Rts	Schedule C
Executive Assistant	GS-12/03	76,648	19,162	OSEC	Career

ASSISTANT SECRETARY FOR CONGRESSIONAL RELATIONS  
Fiscal Year 2006

TITLE	GRADE	SALARY	BENEFITS	FUNDED BY	IDENTITY OF APPOINTMENT
Assistant Secretary	EX-IV	\$143,000	\$35,750	OSEC	PAS
Special Assistant	GS-15/04	118,272	29,568	OSEC	Schedule C
Special Assistant	GS-15/04	118,272	29,568	OSEC	Schedule C
Special Assistant	GS-14/03	97,500	23,614	OSEC	Schedule C
Confidential Assistant	GS-11/01	54,272	13,568	OSEC	Schedule C
Confidential Assistant	GS-07/01	36,671	9,168	OSEC	Schedule C
Special Assistant	GS-12/02	67,216	16,804	OSEC	Schedule C
Secretary	GS-11/10	70,558	17,640	OSEC	Career
Secretary	GS-10/07	59,274	14,819	OSEC	Career
Motor Vehicle Operator	WG-07/05	43,056	10,764	OSEC	Career
Director, Intergov Affairs	GS-15/03	114,688	28,672	OSEC	Non-Career
Director, Native American Programs	GS-15/04	118,272	29,568	OSEC	Non-Career
Deputy Director, Interv Affairs	GS-11/01	54,272	13,568	OSEC	Non-Career
Secretary	GS-10/07	59,274	14,819	OSEC	Career

ASSISTANT SECRETARY FOR CONGRESSIONAL RELATIONS  
Fiscal Year 2007

TITLE	GRADE	SALARY	BENEFITS	FUNDED BY	IDENTITY OF APPOINTMENT
Assistant Secretary	EX-IV	\$145,400	\$36,350	OSEC	PAS
Deputy Assistant Secretary	ES	154,600	38,650	OSEC	Non-Career
Special Assistant	GS-15/05	125,078	31,270	OSEC	Schedule C
Confidential Assistant	GS-13/01	79,397	19,849	OSEC	Schedule C
Confidential Assistant	GS-12/01	66,767	16,692	OSEC	Schedule C
Confidential Assistant	GS-14/01	93,822	23,456	OSEC	Schedule C
Confidential Assistant	GS-09/01	46,041	11,510	OSEC	Schedule C
Confidential Assistant	GS-12/01	66,767	16,692	OSEC	Schedule C
Secretary	GS-11/08	68,706	17,177	OSEC	Career
Secretary	GS-10/07	60,843	15,211	OSEC	Career
Director, Native American Programs	GS-15/05	125,078	31,270	OSEC	Non-Career
Secretary	GS-10/07	60,843	15,211	OSEC	Career

ASSISTANT SECRETARY FOR CONGRESSIONAL RELATIONS  
Fiscal Year 2008

TITLE	GRADE	SALARY	BENEFITS	FUNDED BY	IDENTITY OF APPOINTMENT
Assistant Secretary	EX-IV	\$149,000	\$37,250	OSEC	PAS
Deputy Assistant Secretary	ES	163,876	40,969	OSEC	Non-Career
Special Assistant	GS-15/05	130,694	32,674	OSEC	Schedule C
Confidential Assistant	GS-13/02	85,727	21,432	OSEC	Schedule C
Confidential Assistant	GS-12/01	69,764	17,441	OSEC	Schedule C
Special Assistant	GS-14/01	98,033	24,508	OSEC	Schedule C
Confidential Assistant	GS-09/01	48,108	12,027	OSEC	Schedule C
Confidential Assistant	GS-12/01	69,764	17,441	OSEC	Schedule C
Confidential Assistant	GS-11/01	58,206	14,552	OSEC	Schedule C
Secretary	GS-11/06	67,908	16,977	OSEC	Career
Staff Assistant	GS-07/01	39,330	9,833	OSEC	Schedule C
Office Automation Clerk	GS-04/01	28,379	7,095	OSEC	Schedule C
Special Assistant	GS-12/01	69,764	17,441	OSEC	Schedule C
Secretary	GS-10/08	65,342	16,336	OSEC	Career



ASSISTANT SECRETARY FOR CONGRESSIONAL RELATIONS  
Fiscal Year 2009

TITLE	GRADE	SALARY	BENEFITS	FUNDED BY	IDENTITY OF APPOINTMENT
Assistant Secretary	EX-IV	\$153,470	\$38,368	OSEC	PAS
Deputy Assistant Secretary	ES	168,792	42,198	OSEC	Non-Career
Special Assistant	GS-15/05	134,615	33,654	OSEC	Schedule C
Confidential Assistant	GS-13/02	88,299	22,075	OSEC	Schedule C
Confidential Assistant	GS-12/01	71,857	17,964	OSEC	Schedule C
Special Assistant	GS-14/01	100,974	25,243	OSEC	Schedule C
Confidential Assistant	GS-09/01	49,551	12,388	OSEC	Schedule C
Confidential Assistant	GS-12/01	71,857	17,964	OSEC	Schedule C
Confidential Assistant	GS-11/01	59,952	14,988	OSEC	Schedule C
Secretary	GS-11/06	69,945	17,486	OSEC	Career
Staff Assistant	GS-07/01	40,510	10,127	OSEC	Schedule C
Office Automation Clerk	GS-04/01	29,230	7,308	OSEC	Schedule C
Special Assistant	GS-12/01	71,857	17,964	OSEC	Schedule C
Secretary	GS-10/08	67,302	16,826	OSEC	Career

## ADVISORY COMMITTEES

Ms. DeLauro: For the record, please provide a list of all advisory committees, panels, task forces, and commissions that are funded in fiscal year 2007 and 2008. Indicate those that are mandated by law and those that are discretionary as well as the funding level of each. Also list each advisory committee, panel, task force and commission that you propose to operate in FY 2009 and the proposed budget for each.

Response: The information on all advisory committees, panels, task forces, and commissions that are funded in fiscal year 2007 and 2008 is provided for the record. Funding for fiscal year 2009 will be considered after final Congressional action.

[The information follows:]

AUTHORITY AND FUNDING OF USDA ADVISORY COMMITTEES IN EXISTENCE IN FYs 2007 and 2008			
Committee Title	Authority Statutory (S) or Discretionary (D)	FY 2007	FY 2008
<b>FOOD, NUTRITION AND CONSUMER SERVICES:</b>			
National Advisory Council on Maternal, Infant and Fetal Nutrition	S 42 U.S.C. 1786	\$50,000	\$50,000
FY 2010 Dietary Guidelines Advisory Committee	S 7 U.S.C. 5341	0	150,000
<b>FOOD SAFETY:</b>			
National Advisory Committee on Meat and Poultry Inspection	S 21 U.S.C. 454 (a) (4)	67,000	67,000
National Advisory Committee on Microbiological Criteria for Foods	D Departmental Regulation 1043-28	40,000	40,000
<b>RESEARCH, EDUCATION AND ECONOMICS:</b>			
Forestry Research Advisory Council	S 16 U.S.C. 582a	26,000	26,000
Advisory Committee on Biotechnology and 21 <sup>st</sup> Century Agriculture	D Departmental Regulation 1043-049	285,000	285,000
Advisory Committee on Agriculture Statistics	D Departmental Regulation 1042-130	35,000	35,000
USDA/Hispanic Association of Colleges and Universities	D Memorandum of Agreement dated 10/96	17,000	20,000

<b>MARKETING AND REGULATORY PROGRAMS:</b>			
Advisory Committee on Foreign Animal and Poultry Disease	D Departmental Regulation 1043-31	11,000	28,000
General Conference Committee on the National Poultry Improvement Plan	D Departmental Regulation 1043-8	8,000	25,000
National Wildlife Services Advisory Committee	D Departmental Regulation 1043-27	24,000	24,000
National Organic Standards Board	S 7 U.S.C. 6501-6522	190,000	190,000
Fruit and Vegetable Industry Advisory Committee	D Departmental Regulation 1042-139	60,000	60,000
Federal Grain Inspection Advisory Committee	P.L. 103-156 S 7 U.S.C. 87i	34,000	45,000
<b>FARM AND FOREIGN AGRICULTURAL SERVICES:</b>			
Agricultural Policy Advisory Committee for Trade	D Departmental Regulation 1042-68	14,000	14,000
Ag. Tech. Adv. Comm. For Trade in:			
Animals & Animal Products	D Departmental Regulation 1042-68	14,000	14,000
Fruits and Vegetables	D Departmental Regulation 1042-68	14,000	14,000
Grains, Feed, and Oilseeds	D Departmental Regulation 1042-68	14,000	14,000
Sweeteners and Sweetener Products	D Departmental Regulation 1042-68	14,000	14,000
Tobacco, Cotton, Peanuts, and Planting Seeds	D Departmental Regulation 1042-68	14,000	14,000
Processed Foods	D Departmental Regulation 1042-68	14,000	14,000
Advisory Committee on Emerging Markets	S 7 U.S.C 1421	13,000	15,000
Edward R. Madigan Agricultural Export Excellence Award Board	S P.L. 104-127	15,000	15,000
Advisory Committee on Beginning Farmers and Ranchers	S 7 U.S.C. 1929	70,000	70,000

<b>NATURAL RESOURCES AND ENVIRONMENT:</b>			
Task Force on Agricultural Air Quality Research	S 7 U.S.C. 5405	150,000	150,000
<b>CIVIL RIGHTS:</b>			
USDA/1890 Task Force	D Deputy Secretary's Memorandum dated 8/29/88	20,000	15,000
USDA/American Indian Higher Education Consortium	S P.L. 104-127	44,000	44,000
<b>UNDISTRIBUTED</b>		543,000	348,000
<b>TOTAL, ADVISORY COMMITTEES</b>		1,800,000	1,800,000

## NON-PROGRAM COSTS

Ms. DeLauro: Please provide the percentages charged to each account for non-program costs for fiscal years 2007 and 2008. For each account (including the Forest Service), separately identify the percentages charged for the Department's Working Capital Fund; green book assessments; general support and administrative overhead expenses for the national Headquarters and field offices (indirect costs); and program administration (direct costs).

Response: Because of the wide-ranging missions of USDA, the percentages of overhead expenses amongst the agencies is varied. For example, RMA's overhead percentage is higher compared to OIG due to RMA's comprehensive Information Technology programs for delivery of risk management and crop insurance information to RMA customers. Similarly, ARS overhead percentage exceeds the CSREES overhead percentage, due to the maintenance, construction, utilities, and repairs to laboratories. The information is submitted for the record.

[The information follows:]

**Non-Program Costs**  
**Fiscal Year 2008**  
(Dollars in Thousands)

Agency	Account	Department FMR	Grain Marketing Administration	General Support and Admin. Overhead NO and Field	All Other Program Costs	Total
Agricultural Marketing Service	Marketing Services (Percentages)	\$1,461 2%	\$377 0%	\$6,567 9%	\$66,457 89%	\$76,862 100%
	Payments to States (Percentages)	0 0%	0 0%	0 0%	1,334 100%	1,334 100%
	Specialty Crops Grants (Percentages)	0 0%	0 0%	26 0%	13,812 100%	13,858 100%
	Total	1,461 2%	377 0%	6,593 9%	83,623 91%	92,054 100%
	Salaries and Expenses (Percentages)	13,838 1%	17,173 1%	45,775 5%	872,828 92%	943,814 100%
Animal and Plant Health Inspection Service	Salaries and Expenses (Percentages)	13,308 1%	4,591 0%	89,770 8%	1,013,372 90%	1,121,041 100%
	Salaries and Expenses (Percentages)	1,136 0.2%	525 0.08%	31,537 3%	646,868 95%	680,166 100%
Cooperative State Research, Education, and Extension Service	Research and Education (Percentages)	20 0%	9 0%	99 1%	14,865 99%	15,089 100%
	Endowment Fund (Percentages)	751 0%	347 0%	18,153 4%	434,013 90%	453,264 100%
	Extension (Percentages)	101 0%	47 0%	2,086 4%	53,616 96%	55,850 100%
	Integrated (Percentages)	20 0%	9 0%	226 4%	6,139 96%	6,394 100%
	Section 2501 (Percentages)	2,088 0%	937 0%	52,201 4%	1,155,597 95%	1,210,763 100%
Economic Research Service	Total	507 1%	235 0%	3,093 4%	74,891 95%	78,516 100%
	Economic Research and Analysis (Percentages)	107,996 5%	16,047 0%	178,748 10%	1,312,044 85%	1,614,835 100%
Farm Service Agency	Salaries and Expenses (Percentages)	2,069 1%	3,084 2%	21,367 15%	115,208 91%	141,728 100%
	Nutrition Programs Administration (Percentages)	13,261 1%	25,458 3%	73,384 8%	826,834 88%	938,937 100%
Food and Nutrition Service	Salaries and Expenses (Percentages)	4,424 5%	1,305 0%	759 10%	151,866 85%	158,354 100%
	Salaries and Expenses (Percentages)	1,136 1%	25,458 3%	73,384 8%	826,834 88%	938,937 100%
Food Safety and Inspection Service	Salaries and Expenses (Percentages)	4,424 5%	1,305 0%	759 10%	151,866 85%	158,354 100%
	Salaries and Expenses (Percentages)	1,136 1%	25,458 3%	73,384 8%	826,834 88%	938,937 100%
Foreign Agricultural Service	Salaries and Expenses (Percentages)	4,424 5%	1,305 0%	759 10%	151,866 85%	158,354 100%
	Salaries and Expenses (Percentages)	1,136 1%	25,458 3%	73,384 8%	826,834 88%	938,937 100%

Agency	Account	Department RCZ	Greenbook Assessment	General Support and Admin. Overhead for RC and Field	All Other Program Costs	Total
Grain Inspection, Packers and Stockyards Administration	Salaries and Expenses	576 (Percentages)	763 2%	4,838 11%	33,337 84%	38,514 100%
	User Fees	883 (Percentages)	1,170 2%	4,885 12%	35,528 84%	42,463 100%
	Total	1,459 (Percentages)	1,933 2%	9,723 12%	67,862 84%	80,977 100%
National Agricultural Statistics Service	Ag Estimates S&E	2,492 (Percentages)	4,589 4%	7,636 7%	95,511 86%	111,004 99%
	Census of Ag S&E	1,124 (Percentages)	2,726 5%	3,273 6%	48,468 87%	55,591 100%
	Total	3,616 (Percentages)	7,315 4%	10,909 7%	143,979 86%	166,595 100%
Natural Resources Conservation Service	Conservation Operations	71,308 (Percentages)	7,703 1%	157,750 20%	624,730 73%	861,491 100%
	Watershed and Flood Prevention	985 (Percentages)	1,077 0%	10,568 2%	209,581 97%	221,251 100%
	Resource Conservation and Development	1,320 (Percentages)	142 1%	9,886 20%	41,218 76%	52,266 100%
	Watershed Rehabilitation Program	1,037 (Percentages)	112 0%	2,063 8%	19,077 88%	22,289 100%
	Healthy Forests Reserve Program	0 (Percentages)	0 0%	6 0%	1,980 100%	1,986 100%
	Total	74,660 (Percentages)	8,064 1%	180,073 16%	896,486 77%	1,159,283 100%
	Rural Development	43,509 (Percentages)	5,380 1%	105,941 16%	506,578 77%	657,622 100%
	Risk Management Agency	632 (Percentages)	888 1%	18,139 24%	56,389 74%	76,658 100%
	Office of the Secretary	738 (Percentages)	102 0%	0 0%	13,984 100%	14,814 100%
	Office of Civil Rights	1,508 (Percentages)	462 2%	4,267 21%	14,266 70%	20,496 100%
Departmental Administration	Salaries and Expenses	1,030 (Percentages)	256 4%	238 1%	21,498 91%	23,008 100%
	Agricultural Buildings and Facilities	689 (Percentages)	158 0%	412 0%	193,619 99%	194,878 100%

Agency	Account	Department RCZ	Greenbook Assessment	General Support		All Other Program Costs	Total
				and Admin. HQ and Field			
Hazardous Materials Management	Salaries and Expenses (Percentages)	31 1%	10 0%	124 3%	4,721 97%	4,886 100%	
Office of the Chief Financial Officer	Salaries and Expenses (Percentages)	61 1%	62 1%	0 0%	5,686 98%	5,809 100%	
Office of the General Counsel	Salaries and Expenses (Percentages)	968 3%	447 1%	1,381 4%	36,156 92%	38,952 100%	
Office of the Chief Information Officer	Salaries and Expenses (Percentages)	93 5%	340 0%	0 10%	15,813 85%	16,246 100%	
Office of Inspector General	Salaries and Expenses (Percentages)	1,393 2%	2,126 3%	13,781 17%	62,192 78%	79,492 100%	
Office of Communications	Salaries and Expenses (Percentages)	809 9%	295 3%	0 0%	8,168 88%	9,272 100%	
Office of the Chief Economist	Salaries and Expenses (Percentages)	406 4%	100 1%	0 0%	9,908 95%	10,414 100%	
National Appeals Division	Salaries and Expenses (Percentages)	618 4%	67 0%	0 0%	13,680 95%	14,365 100%	
Office of Budget and Program Analysis	Salaries and Benefits (Percentages)	208 3%	91 1%	0 0%	7,913 96%	8,212 100%	
Homeland Security Staff	Salaries and Expenses (Percentages)	0 0%	0 0%	0 0%	924 100%	924 100%	

Agency	Account	Department NYC	Greenbook Assessment	General Support and Admin. Overhead for HQ and Field	All Other Program Costs	Total
Forest Service	Capital Improvement and Maintenance (Percentages)		9,055 2%	44,740 10%	381,207 88%	435,002 100%
	Forest and Rangeland Research (Percentages)		4,066 1%	20,088 6%	285,291 92%	309,445 100%
	Land Acquisition (Percentages)		215 1%	1,064 3%	40,548 97%	41,827 100%
	Forest Legacy (Percentages)		65 0%	321 1%	51,931 99%	52,317 100%
	National Forest Systems (Percentages)		42,054 3%	207,785 14%	1,226,877 8%	1,476,716 100%
	State and Private Forestry (Percentages)		2,254 1%	11,137 4%	276,830 95%	290,221 100%
	Wildland Fire Suppression (Percentages)		21,661 2%	107,022 9%	1,048,838 89%	1,177,520 100%
	Wildland Fire Management (Percentages)		12,684 1%	62,669 6%	1,005,552 93%	1,080,905 100%
	All Other Discretionary (Percentages)		84 0%	417 1%	69,762 99%	70,263 100%
	Total Discretionary Funds (Percentages)		92,138 2%	455,743 9%	4,386,935 89%	4,934,316 100%
	Total, Permanent and Trust Funds (Percentages)		4,279 1%	21,141 5%	423,651 94%	449,071 100%
	Total, All FS Funds (Percentages)		96,417 1%	476,384 9%	4,810,586 89%	5,383,387 100%
	USDA, Total (Percentages)		\$291,310 2%	\$187,921 1%	\$1,293,952 9%	\$14,266,351 100%



**Non-Program Costs**  
**Fiscal Year 2007**  
(Dollars in Thousands)

Agency	Account	Department FTE	Grassroots Administration	General Support and Admin. Overhead for R&E and F&ES	All Other Program Costs	Total
Agricultural Marketing Service	Marketing Services	\$1,424	\$367	\$6,403	\$66,743	\$75,662
	(Percentages)	2%	0%	8%	88%	100%
	Payments to States	0	0	0	3,809	3,809
	(Percentages)	0%	0%	0%	100%	100%
	Specialty Crop Grants	0	0	2	0	2
Animal and Plant Health Inspection Service	(Percentages)	0%	0%	100%	0	100%
	Total	1,424	367	6,403	70,552	77,473
	(Percentages)	2%	0%	8%	91%	102%
	Salaries and Expenses	12,078	11,067	41,369	791,383	857,097
	(Percentages)	1%	1%	5%	92%	100%
Agricultural Research Service	Salaries and Expenses	11,712	4,399	87,350	1,027,970	1,132,031
	(Percentages)	1%	0%	8%	91%	100%
Cooperative State Research, Education, and Extension Service	Research and Education	1,083	521	18,419	623,954	649,977
	(Percentages)	0%	0%	3%	97%	100%
	Endowment Fund	26	12	92	35,120	15,250
	(Percentages)	0%	0%	1%	99%	100%
	Extension	775	373	17,852	437,380	456,300
	(Percentages)	0%	0%	4%	96%	100%
	Integrated	93	45	2,176	54,267	56,581
	(Percentages)	0%	0%	4%	96%	100%
	Section 2403	10	5	223	5,908	6,146
	(Percentages)	0%	0%	4%	96%	100%
	Total	1,987	956	38,762	1,142,540	1,184,254
	(Percentages)	0%	0%	3%	98%	100%
Economic Research Service	Economic Research and Analysis	598	238	2,871	71,491	75,193
	(Percentages)	1%	0%	4%	95%	100%
Farm Service Agency	Salaries and Expenses	76,768	17,089	208,430	1,182,169	1,484,456
	(Percentages)	5%	0%	10%	85%	100%
Food and Nutrition Service	Nutrition Programs Administration	2,069	3,084	21,496	111,005	139,654
	(Percentages)	1%	2%	15%	81%	100%
Food Safety and Inspection Service	Salaries and Expenses	10,953	23,172	69,332	793,152	897,215
	(Percentages)	1%	3%	8%	88%	100%
Foreign Agricultural Service	Salaries and Expenses	3,387	1,290	1,219	149,526	155,422
	(Percentages)	5%	0%	10%	85%	100%

Agency	Account	Department FZC	Greenbook Assessment	General Support and Admin. Overhead for HR and Field	All Other Program Costs	Total
Grain Inspection, Packers and Stockyard Administration	Salaries and Expenses	595	789	5,204	31,197	37,785
	(Percentages)	1%	2%	14%	83%	100%
	User Fees	740	980	4,799	31,913	38,432
	(Percentages)	2%	3%	12%	83%	100%
	Total	1,335	1,769	10,003	63,110	76,217
	(Percentages)	2%	2%	13%	83%	100%
National Agricultural Statistics Service	Aq Estimates S&E	1,469	2,436	8,224	98,274	111,003
	(Percentages)	2%	3%	7%	88%	100%
	Canals of Aq S&E	716	1,531	3,525	24,873	32,645
	(Percentages)	2%	5%	11%	82%	100%
	Total	2,185	4,367	11,749	123,147	143,648
	(Percentages)	2%	3%	8%	87%	100%
Natural Resources Conservation Service	Conservation Operations	48,840	7,180	139,666	554,179	787,865
	(Percentages)	6%	1%	20%	73%	100%
	Watershed and Flood Prevention	0	0	10,123	211,413	231,536
	(Percentages)	1%	0%	3%	96%	100%
	Resource Conservation and Development	1,380	233	7,308	43,382	52,303
	(Percentages)	4%	0%	20%	76%	100%
	Watershed Rehabilitation Program	1,106	188	3,862	29,830	35,176
	(Percentages)	2%	0%	10%	87%	100%
	Watershed Planning and Surveys	281	44	1,237	4,484	6,056
	(Percentages)	6%	1%	24%	69%	100%
	Healthy Forests Reserve Program	0	0	7	2,469	2,476
	(Percentages)	0%	0%	0%	100%	100%
	Total	51,697	7,444	162,303	883,767	1,105,411
	(Percentages)	5%	1%	15%	80%	100%
Rural Development	Salaries and Expenses	59,289	7,821	101,127	500,062	668,299
	(Percentages)	9%	1%	15%	75%	100%
Risk Management Agency	Salaries and Expenses	632	888	21,687	52,237	75,444
	(Percentages)	1%	1%	29%	69%	100%
Office of the Secretary	Salaries and Expenses	817	205	0	11,537	12,559
	(Percentages)	7%	2%	0%	92%	100%
Office of Civil Rights	Salaries and Expenses	1,403	516	4,046	13,854	20,019
	(Percentages)	8%	3%	20%	69%	100%
Departmental Administration	Salaries and Expenses	1,000	249	231	21,463	23,143
	(Percentages)	4%	1%	1%	94%	100%
Agricultural Buildings and Facilities	Salaries and Expenses	669	153	400	186,532	187,734
	(Percentages)	0%	0%	0%	99%	100%

Agency	Account	Department MCZ	Greenbook Assessment	General Support		All Other Program Costs	Total
				Overhead for HQ and Field	and Admin.		
Hazardous Materials Management	Salaries and Expenses	10	10	120	0	11,840	12,000
	(Percentages)	0%	0%	1%	0%	9%	100%
Office of the Chief Financial Officer	Salaries and Expenses	40	110	0	0	5,700	5,850
	(Percentages)	1%	2%	0%	0%	97%	100%
Office of the General Counsel	Salaries and Expenses	933	579	1,620	0	36,036	39,168
	(Percentages)	3%	2%	4%	0%	91%	100%
Office of the Chief Information Officer	Salaries and Expenses	90	330	0	0	15,941	16,361
	(Percentages)	5%	0%	10%	0%	85%	100%
Office of Inspector General	Salaries and Expenses	1,366	2,085	10,243	0	65,657	79,350
	(Percentages)	2%	3%	16%	0%	79%	100%
Office of Communications	Salaries and Expenses	755	248	0	0	8,335	9,338
	(Percentages)	8%	3%	0%	0%	89%	100%
Office of the Chief Economist	Salaries and Expenses	406	100	0	0	9,981	10,487
	(Percentages)	4%	1%	0%	0%	95%	100%
National Appeals Division	Salaries and Expenses	348	131	0	0	13,986	14,465
	(Percentages)	2%	1%	0%	0%	97%	100%
Office of Budget and Program Analysis	Salaries and Expenses	186	119	0	0	7,765	8,070
	(Percentages)	2%	1%	0%	0%	96%	100%
Homeland Security Staff	Salaries and Expenses	0	0	0	0	861	861
	(Percentages)	0%	0%	0%	0%	100%	100%



## ELECTRONIC GOVERNMENT INFORMATION

Ms. Delauro: Please update the information provided last year on pages 310-315 of the hearing volume, by agency, on the fiscal year 2007 actuals, and fiscal year 2008 and 2009 estimates for each of the USDA and presidential e-Gov initiatives, with grand totals shown for each year. Provide a description and amount for each e-Gov initiative USDA is funding each year. For the amounts taken from each agency for each initiative, please indicate from what activities within each agency the funds were taken and what the impact on the activities and the agency was or will be as a result of taking such funds.

Response: The FY 2007 actual and FY 2008 and 2009 estimated agency contributions to each of the Presidential E-Government Initiatives that require a financial contribution from USDA are provided for the record. Each agency determines the source of their contributions to fund these initiatives from within their available resources.

[The Information Follows:]

USDA Agency	USDA Shared Services, Presidential E-Government Initiatives, and Lines of Business		
	FY 2007 (actual)	FY 2008 (est.)	FY 2009 (est.)
<b>Farm and Foreign Agricultural Services (FFAS)</b>			
Farm Service Agency (FSA)	\$5,720,608	\$6,780,349	\$6,983,759
Foreign Agricultural Service (FAS)	570,074	729,858	751,754
Risk Management Agency (RMA)	177,856	234,762	241,805
<b>Food, Nutrition and Consumer Services (FNCS)</b>	790,622	936,370	964,461
<b>Food Safety and Inspection Service (FSIS)</b>	3,282,806	3,425,762	3,528,535
<b>Marketing and Regulatory Programs (MRP)</b>			
Agricultural Marketing Service (AMS)	926,421	1,040,533	1,071,749
Animal and Plant Health Inspection Service (APHIS)	3,204,948	3,582,160	3,689,625
Grain Inspection, Packers and Stockyards Admin. (GIPSA)	274,649	319,036	328,607
<b>Natural Resources and Environment (NRE)</b>			
Forest Service (FS)	14,729,417	15,617,033	16,085,544
Natural Resources Conservation Service (NRCS)	3,785,039	4,505,954	4,641,133
<b>Research, Education and Economics (REE)</b>			
Agricultural Research Service (ARS)	2,831,316	2,871,160	2,957,295
Coop. State Research, Education, and Extension Service (CSREES)	219,611	265,128	273,082

USDA Agency	USDA Shared Services, Presidential E-Government Initiatives, and Lines of Business		
	FY 2007 (actual)	FY 2008 (est.)	FY 2009 (est.)
Economic Research Service (ERS)	162,090	180,623	186,042
National Agricultural Statistics Service (NASS)	436,526	468,474	482,528
<b>Rural Development (RD)</b>			
Rural Business and Cooperative Service (RBS)	801,243	939,146	967,320
Rural Housing Service (RHS)	801,243	939,147	967,321
Rural Utilities Service (RUS)	801,243	939,146	967,320
<b>Departmental Administration &amp; Staff Offices</b>			
Assistant Secretary for Civil Rights (ASCR)	66,330	74,900	77,147
Departmental Administration (DA)	158,251	186,388	191,980
National Appeals Division (NAD)	33,355	33,370	34,371
Office of Budget and Program Analysis (OBPA)	18,765	21,404	22,046
Office of Communications (OC)	33,090	51,722	53,274
Office of the Chief Economist (OCE)	77,319	95,866	98,742
Office of the Chief Financial Officer (OCFO)	697,059	793,568	817,375
Office of the Chief Information Officer (OCIO)	2,229,505	2,761,320	2,844,160
Office of the General Counsel (OGC)	110,308	115,019	118,470
Office of the Inspector General (OIG)	192,425	188,629	194,288
Office of the Secretary (OSEC) <sup>1</sup>	6,298	10,296	10,605
<b>Total</b>	<b>\$43,138,428</b>	<b>\$48,107,123</b>	<b>\$49,550,337</b>

The list of Presidential E-Government initiatives and Lines of Business USDA participates in and their respective funding amounts for fiscal years 2007, 2008, and 2009 are provided in the table below. A description of each of the initiatives that USDA contributes funding to follows the table.

Presidential Initiative	FY 2007 Actual Spending	FY 2008 Estimated Spending	FY 2009 Estimated Spending
1. Business Gateway	\$720,767	\$435,000	\$249,299
2. Disaster Assistance Improvement Plan	0	696,866	696,866
3. Disaster Management	0	0	0
4. E-Authentication	0	630,000	4,264,500
5. E-Clearance	0	0	0
6. E-Government Travel	0	670,112	4,435,928

Presidential Initiative	FY 2007 Actual Spending	FY 2008 Estimated Spending	FY 2009 Estimated Spending
7. E-Loans	0	0	0
8. Enterprise Human Resources Integration (EHRI)	2,750,730	3,104,383	3,131,502
9. E-Payroll	0	0	0
10. E-Records Management	0	0	0
11. E-Rulemaking	855,000	735,000	1,307,536
12. E-Training	2,850,300	2,850,300	2,850,300
13. Federal Asset Sales	0	0	0
14. Geospatial One-Stop	0	0	0
15. GovBenefits.gov	460,800	459,042	73,732
16. Grants.gov	1,073,675	1,105,885	1,067,887
17. HSPD-12	12,571,000	12,469,000	12,843,070
18. IAE - Loans and Grants	0	1,285,570	1,285,570
19. Integrated Acquisition Environment	445,706	397,023	403,549
20. International Trade Process Streamlining	0	0	0
21. Recreation One-Stop	50,000	50,000	50,000
22. Recruitment One-Stop	0	0	0
23. SAFECOM	0	0	0
24. USA Services	0	0	0
25. Budget Formulation and Execution	75,000	85,000	95,000
26. Federal Health Architecture	0	0	0
27. Financial Management	83,333	75,000	75,000
28. Geospatial	102,000	105,060	102,000
29. Grants Management	100,246	112,833	112,833
30. Human Resources	260,870	260,870	260,870
31. IT Infrastructure Optimization	160,000	160,000	0
32. Information Systems Security	0	0	0

**Business Gateway:** As a cross-agency Federal resource, Business Gateway's goal and function are citizen-centric and market- and customer-driven. By creating access to consolidated regulatory compliance information Business Gateway directly benefits USDA's "customers" (e.g., farm owners, food industries, agricultural chemical producers), all of whom are subject to complex regulatory requirements across multiple agencies.

**Disaster Assistance Improvement Plan:** DAIP provides a one-stop portal for those affected by disasters by providing information on programs offering disaster assistance and screening of benefits for which they may be eligible. After determining their eligibility, users may apply for disaster assistance benefits using a single application through FEMA, leading to a more simplified, streamlined process.

**E-Authentication:** E-Authentication is a public-private partnership that enables citizens, businesses, and Government employees to access online services using credentials issued by trusted third-parties, both within and outside the Government. Once an agency's system has been enabled to accept E-Authentication credentials, it will be able to grant access to end users who have an identity credential from one or more of the Federation's Credential Service Providers (CSPs).

**E-Government Travel:** E-Government Travel provides a government-wide, Web-based service that applies world-class travel management practices to consolidate Federal travel, minimize cost and produce superior customer satisfaction. The service is commercially hosted to minimize technology costs to the government and guarantee refreshed functionality. USDA began processing pilot transactions with the new E-Government Travel Service (eTS) provider in the third quarter of FY 2007.

**Enterprise Human Resources Integration:** The Enterprise Human Resources Integration (EHRI) Initiative develops policies to standardize the exchange of HR data needed for creation of an official employee record across the Executive Branch. The Electronic Official Personnel Folder (eOPF) streamlines and automates the electronic exchange of standardized Human Resource (HR) data needed for an official employee record. USDA realizes significant savings and reduced staff time through migration to the eOPF.

**E-Rulemaking:** E-Rulemaking allows citizens, businesses, interest groups, and other government entities to easily access and to participate in the Federal rulemaking process through the Federal Docket Management System and Regulations.gov. The public can view and comment on all USDA rules electronically through the Federal Docket Management System.

**E-Training:** The Initiative advances the accomplishment of agency missions through simplified and one-stop access to E-Training products and services. AgLearn is USDA's system to implement the E-Training initiative. E-Training and AgLearn provide a single, USDA-wide learning management system that replaces seven legacy, agency-specific systems and widespread manual tracking of training.

**GovBenefits.gov:** GovBenefits.gov provides a self-service tool for citizens to get information about agency benefit programs, which reduces the need for traditional channels such as call centers and mail. In FY 2007, approximately 600,000 citizens viewed USDA benefit program pages on GovBenefits.gov, which generated over 120,000 referrals to USDA's 34 program pages.

**Grants.gov:** Grants.gov provides a single location to publish grant (funding) opportunities and application packages, and provides a single site for the grants community to apply for grants using common forms, processes, and systems. USDA offers the option to apply electronically to 100 percent of its discretionary grants and cooperative agreements through Grants.gov.



**Homeland Security Presidential Directive 12:** On August 27, 2004, President Bush issued Homeland Security Presidential Directive 12 (HSPD-12) to address numerous security gaps and inefficiencies that exist throughout the Federal Government. Essentially, HSPD-12 mandates that Federal employees, contractors and affiliates must undergo a standard identity verification process and hold a specific personal identification card. Smart cards have been chosen as the vehicle to carry the physical and digital components that will form the user's Personal Identity Verification (PIV) credentials. USDA began issuing Smart cards on October 20, 2006.

**IAE - Loans and Grants:** This initiative provides access to a centralized solution to provide consistent, Government-wide identifiers for award recipients. Cross-government cooperation to determine unique identifiers for Loans and Grants transactions furthers the agency's ability to maintain data integrity while additionally enhancing the transparency of Federal program performance information, funding, and Loans and Grants solicitations.

**Integrated Acquisition Environment:** The Integrated Acquisition Environment (IAE) creates a secure business environment that will facilitate and support cost-effective acquisition of goods and services by agencies, while eliminating inefficiencies in the current acquisition environment.

**Recreation One-Stop:** Recreation One-Stop consolidates information about 49,500 camping facilities at 1,700 Federal recreation areas from disparate sources (databases, Web sites, and publications) by standardizing data and interfacing recreation-related computer systems. The initiative provides information for planning visits to Federal recreation sites and making reservations through a customer-friendly recreation portal (Recreation.gov).

**Budget Formulation and Execution Line of Business:** The focus of the Budget Formulation and Execution LoB is to build a "budget of the future," employing standards and technologies for electronic information exchange to link budget execution, performance, and financial information throughout all phases of the annual budget formulation and execution cycle.

**Financial Management Line of Business:** The goal of the Financial Management Line of Business (FMLoB) is to improve the cost, quality, and performance of financial management (FM) reducing non-compliant systems by leveraging common standards, shared service solutions and implementing other Government-wide reforms that foster efficiencies in Federal financial operations. USDA's implementation of the FMLoB is the Financial Management Modernization Initiative.

**Geospatial Line of Business:** The Geospatial LoB will identify opportunities for optimizing and consolidating Federal geospatial-related investments to reduce the cost of government and improve services to citizens.

**Grants Management Line of Business:** This line of business is designed to create a Government-wide solution to support end-to-end grants

management activities that promote citizen access, customer service, and agency financial and technical stewardship.

**Human Resources Management Line of Business:** The Human Resources Management LoB provides a common view of and vocabulary for the Federal HR functions that provide a tangible basis for standardization and common solutions related to the Federal human resources function.

**IT Infrastructure Optimization Line of Business:** The IT Infrastructure LoB practices data and industry-wide performance metrics to validate and/or improve existing performance. The LoB will identify the opportunities for IT infrastructure consolidation and optimization, and develop Government-wide common solutions.

**AgLearn:** AgLearn, USDA's learning management system, provides 24x7 access to a comprehensive library of technical, leadership, and agency-specific courses to over 120,000 employees, customers, and partners. AgLearn reduces costs associated with developing learning services to meet common needs, and employees and managers have constant access to their training curriculum and training records. AgLearn provides linkages to external training providers; such as the USDA Graduate School. Online training eliminates the need for travel, on the part of both trainers and trainees.

**Enterprise Content Management Module:** The initiative provides increased efficiency and reliability by tracking and managing correspondence from public and private sources, or political inquiries as part of the USDA Document Management System.

**Enterprise Contingency Planning Program:** This initiative provides both cost savings and productivity gains through decreased redundant contingency plan development efforts, greater access to information more quickly through a centralized database, reduced amounts of time and resources required to process and reconcile entries into contingency plans by all USDA agencies, and costs avoided that would be incurred through individual agencies or offices deploying their own solutions to contingency planning.

**Enterprise Shared Services:** Enterprise Shared Services is a suite of tools that provide a common architecture to support delivery of all USDA Web-based information and services, as well as USDA documents and records.

**USDA eAuthentication Service:** USDA's eAuthentication Service protects 260 of our Web-based applications and 10 non-USDA applications through the E-Authentication Federation, including Grants.gov. Currently, more than 96,000 employees and approximately 150,000 customers have an eAuthentication credential. In a typical month, USDA eAuthentication Service customers use their credentials for nearly 2,000,000 identity verifications and over 75,000,000 requests to access protected information.

Grain Inspection, Packers and Stockyards Administration	Reimbursement for inspection (production site, port, or vessel) as necessary.	130,000
National Agricultural Statistics Service	To provide price data for programs authorized in 2002 Farm Bill.	2,500,000
National Agricultural Statistics Service	To prepare and provide required county estimates for select commodities.	100,000
Office of the Chief Information Officer	To reimburse OCIO/National Food and Agricultural Council for FSA's share of the tri-agency costs to provide support for the Service Center Business Process Re-engineering initiative projects as approved by the National Food and Agricultural Council.	2,435,000
Department of Energy	To provide technical support in the areas of hazardous waste assessments in former CCC/USDA sites for operations and maintenance.	4,420,000
Kansas Department of Health and Environment	To provide technical support in the areas of hazardous waste assessments in former CCC/USDA sites for operations and maintenance.	60,000
Missouri Department of Natural Resources	To provide technical support in the areas of hazardous waste assessments in former CCC/USDA sites for operations and maintenance.	20,000
Veterans Administration	To reimburse costs related to support of the General Sales Manager system and datamart.	900,000
	Total, CCC Section 11 Transfers and Reimbursables	\$49,434,962

Ms. DeLauro: What activities are not being funded through CCC Section 11 that, under current law, would fall within that funding authority? How are these activities being funded? What expenses are authorized to be funded through CCC Section 11? Please provide a more expansive reply than was provided for last year's hearing volume.

Response: Adequate funding is available for the current Section 11 requests from agencies; however, the statutory cap on Section 11 funding established by the Agricultural Market Transition Act, P. L. 104-127, on April 4, 1996, has limited annual funding to the FY 1995 level of \$56,102,727. Section 11 of the CCC Charter Act (15 U.S.C. 714i), authorizes CCC to pay the costs of personnel, services, facilities, and information of any Federal Government, State, Territory, District of Columbia, or any political subdivision agency which assists the CCC in conducting its business. A copy of 15 U.S.C. 714i is provided for the record.

[The information follows:]

TITLE 15 - COMMERCE AND TRADE  
 CHAPTER 15 - ECONOMIC RECOVERY  
 SUBCHAPTER II - COMMODITY CREDIT CORPORATION  
 Sec. 714i. Cooperation with other governmental agencies

The Corporation may, with the consent of the agency concerned, accept and utilize, on a compensated or uncompensated basis, the officers, employees, services, facilities, and information of any agency of the Federal Government, including any bureau, office, administration, or other agency of the Department of Agriculture, and of any State, the District of Columbia, any Territory or possession, or any political subdivision thereof. The Corporation may allot to any bureau, office, administration, or other agency of the Department of Agriculture or transfer to such other agencies as it may request to assist it in the conduct of its business any of the funds available to it for administrative expenses. The personnel and facilities of the Corporation may, with the consent of the Corporation, be utilized on a reimbursable basis by any agency of the Federal Government, including any bureau, office, administration, or other agency of the Department of Agriculture, in the performance of any part or all of the functions of such agency. After September 30, 1996, the total amount of all allotments and fund transfers from the Corporation under this section (including allotments and transfers for automated data processing or information resource management activities) for a fiscal year may not exceed the total amount of the allotments and transfers made under this section in fiscal year 1995.

(June 29, 1948, ch. 704, Sec. 11, 62 Stat. 1073; Pub. L. 104-127, title I, Sec. 161(b)(2), Apr. 4, 1996, 110 Stat. 934.)

AMENDMENTS

1996 - Pub. L. 104-127 inserted at end "After September 30, 1996, the total amount of all allotments and fund transfers from the Corporation under this section (including allotments and transfers for automated data processing or information resource management activities) for a fiscal year may not exceed the total amount of the allotments and transfers made under this section in fiscal year 1995."

EXCEPTIONS FROM TRANSFER OF FUNCTIONS

For exception of functions of corporations of Department of Agriculture from transfer of functions to Secretary of Agriculture by Reorg. Plan No. 2 of 1953, see Exceptions From Transfer of Functions note set out under section 712a of this title.

## CONGRESSIONAL RELATIONS

Ms. DeLauro: Please provide a table that shows the transfers, by agency, from the Office of Congressional Relations, and the amount retained for the Immediate Assistant Secretary for fiscal year 2007 compared to fiscal year 2008. Are there plans to consolidate all agency congressional relations functions under the Assistant Secretary?

Response: In fiscal year 2007, the Office of Congressional Relations transferred \$1,812,000 to the agencies and expects to transfer \$1,799,316 in fiscal year 2008. There are no plans to consolidate all agency congressional relations functions under the Assistant Secretary.

Assistant Secretary for Congressional Relations  
Transfer to Agencies  
FY 2007 and FY 2008

<u>Agency</u>	<u>FY 2007</u>	<u>FY 2008</u>
Farm Service Agency	\$277,000	\$275,061
Foreign Agricultural Service	180,000	178,740
Rural Development	248,000	246,264
Food and Nutrition Service	266,000	264,138
Natural Resources Conservation Service	147,000	145,971
Food Safety and Inspection Service	248,000	246,264
Agricultural Research Service	128,000	127,104
Cooperative State Research, Education and Extension Service	119,000	118,167
Agricultural Marketing Service	99,000	98,307
Animal and Plant Health Inspection Service	100,000	99,300
Subtotal	1,812,000	1,799,316
Office of the Assistant Secretary for Congressional Relations	<u>1,983,000</u>	<u>1,969,119</u>
Total	<u>3,795,000</u>	<u>3,768,435</u>

## OUTSOURCING COMPETITIONS

Ms. DeLauro: Did USDA conduct any outsourcing competitions in fiscal year 2007? If so, who won them?

Response: In fiscal year 2007, USDA initiated three competitive sourcing studies: Payment Services (Office of the Chief Financial Officer), Administrative Support (Natural Resources Conservation Service), and Communications - Web Posting and Photography (Forest

Service). The Payment Services and Administrative Support studies are ongoing and have not reached a performance decision. The Communications study will not deliver a performance decision as the Forest Service has been prohibited from using funding for competitive sourcing studies.

Ms. DeLauro: Please provide a table indicating which agencies in USDA (including the Forest Service) conducted outsourcing or A-76 studies in 2007. Please also indicate the number of studies and total cost for each agency.

Response: In fiscal year 2007, USDA initiated three competitive sourcing studies. Specific information on these studies is submitted for the record.

[The information follows:]

USDA Agency	Study Name	FY 2007 Cost
Forest Service	Communications - Web Posting and Photography	\$353,021
Natural Resources Conservation Service	Administrative Support (Headquarters)	\$141,147
Office of the Chief Financial Officer	Payment Services	\$72,806

Ms. DeLauro: Is there a uniform procedure department-wide for A-76 and outsourcing studies? If so, please briefly describe the procedure including how the decision to award the work is made.

Response: The Department's uniform procedures for conducting A-76 and competitive sourcing studies are detailed in the USDA Competitive Sourcing (CS) Guidebook. These procedures include:

- Completing a feasibility analysis prior to initiating a competitive sourcing study to determine if a competition would be cost-effective;
- Determining if standard or streamlined competition is appropriate;
- Publicly announcing a public-private competition in FedBizOps if the feasibility analysis indicates cost-effectiveness; and
- Following OMB Circular A-76 rules and Federal Acquisition Regulations for conducting studies. These rules focus on:
  - o Developing and issuing solicitations;
  - o Establishing in-house subject-matter experts to prepare the agency tender (to include the Most Efficient Organization);
  - o Receiving offers and tenders;
  - o Performing source selection based on acquisition strategy;
  - o Announcing performance decision; and
  - o Awarding contract or issuing Letter of Obligation.

## CIVIL RIGHTS ENTERPRISE SYSTEM

Ms. DeLauro: Please provide updated information on the Department's plans to implement the Civil Rights Enterprise System, including a budget, schedule and other information relevant to civil rights tracking.

Response: Implementation of the Civil Rights Enterprise System (CRES) was completed in FY 2007. The implementation was completed in three phases: Phase 1 - employment complaints tracking; Phase 2 - program complaints tracking; and Phase 3 - alternative dispute resolution (ADR) tracking. With its implementation, CRES is now used by all USDA civil rights offices to track, process, and manage employment and program discrimination complaints as well as ADR matters. During FY 2008 and 2009, the software and hardware infrastructure of CRES will be assessed to ensure that all security protocols are being met and on-going maintenance will be conducted. A budget schedule for CRES has been included for the record.

[The Information Follows:]

CRES Budget Schedule		
Fiscal Year	Activities	Funding
2003	System Planning	\$1.1 million
2004	System Acquisition and Implementation	1.6 million
2005	System Acquisition and Implementation	1.5 million
2006	System Acquisition and Implementation	1.8 million
2007	System Acquisition and Implementation	1.8 million
2008	Maintenance Costs and Hardware Updates	1.9 million
2009	Maintenance Costs and Hardware Updates	1.9 million
Total		\$10.6 million

## USDA CONTRACTING

Ms. DeLauro: How many USDA contracts (excepting the Forest Service) were not fully and openly competed from the date of response to the same question last year (pages 319-320 of last year's hearing volume) through the date of receipt of this question?

Response: The Department has provided a table showing the number of contracts that were not fully and openly competed in fiscal years 2002 through 2007.

[The information follows:]

## Number of non-fully competed contracts by fiscal year

<u>Fiscal Year</u>	<u>Number of Contracts</u>
2002	630
2003	700
2004	419
2005	368
2006	477
2007	401

Ms. DeLauro: Please provide a listing of all such contracts and explain why each was not fully and openly competed. For the reason listed as the extent competed or reason not competed, such as "Not available for competition," please provide a definition of the term used and any statutory authority for the term.

Response: The Department has provided a table showing the contracts that were not fully and openly competed in fiscal year 2007. This table corresponds with the tables presented in last year's hearing record for previous fiscal years.

USDA adheres to Federal regulations and statutes regarding contracting and the use of limited competition or non-competition contracting resources. USDA follows the guidance provided in Part 6 of the Federal Acquisition Regulation (FAR) on how to conduct contracting competitions after exclusion of sources. For example, many of the "Not Available for Competition" contracts shown on the accompanying table reflect USDA's decision to set-aside contracts for service-disabled veteran businesses, women-owned businesses, small business, and the Small Business Administration's Section 8(a) businesses.

For the "Not Competed" contracts, they were not fully competed due to other factors such as the action was a follow-on contract, there was an urgent need for the service, the provider is a unique source, or there were certain patent or data rights on the part of the contractor.

[The information follows:]



OUTSIDE COUNSEL

Ms. DeLauro: Please provide the name and firm of any outside counsel hired by the Department in fiscal year 2007, the total amount paid for their services, and the reason they were hired and the process by which they were chosen.

Response: The information is submitted for the record.

[The information follows:]







Agency	Contract / Job Title	Line Item	Amount Paid	Amount Received	Notes
U.S. Fish & Wildlife Service	James M. Harrison	131.0			
	James M. Harrison	131.0			
	James M. Harrison	131.0			
	James M. Harrison	131.0			
	James M. Harrison	131.0			
	James M. Harrison	131.0			
	James M. Harrison	131.0			
	James M. Harrison	131.0			
	James M. Harrison	131.0			
	James M. Harrison	131.0			
	James M. Harrison	131.0			
	James M. Harrison	131.0			
	James M. Harrison	131.0			
	James M. Harrison	131.0			
	James M. Harrison	131.0			
	James M. Harrison	131.0			
	James M. Harrison	131.0			
	James M. Harrison	131.0			
	James M. Harrison	131.0			
	James M. Harrison	131.0			
	James M. Harrison	131.0			
U.S. Fish & Wildlife Service	James M. Harrison	131.0			
	James M. Harrison	131.0			
	James M. Harrison	131.0			
	James M. Harrison	131.0			
	James M. Harrison	131.0			
	James M. Harrison	131.0			
	James M. Harrison	131.0			
	James M. Harrison	131.0			
	James M. Harrison	131.0			
	James M. Harrison	131.0			
	James M. Harrison	131.0			
	James M. Harrison	131.0			
	James M. Harrison	131.0			
	James M. Harrison	131.0			
	James M. Harrison	131.0			
	James M. Harrison	131.0			
	James M. Harrison	131.0			
	James M. Harrison	131.0			
	James M. Harrison	131.0			
U.S. Fish & Wildlife Service	James M. Harrison	131.0			
	James M. Harrison	131.0			
	James M. Harrison	131.0			
	James M. Harrison	131.0			
	James M. Harrison	131.0			
	James M. Harrison	131.0			
	James M. Harrison	131.0			
	James M. Harrison	131.0			
	James M. Harrison	131.0			
	James M. Harrison	131.0			
	James M. Harrison	131.0			
	James M. Harrison	131.0			
	James M. Harrison	131.0			
	James M. Harrison	131.0			
	James M. Harrison	131.0			
	James M. Harrison	131.0			
	James M. Harrison	131.0			
	James M. Harrison	131.0			
	James M. Harrison	131.0			

U.S. Fish & Wildlife Service

EARLY OUTS AND BUYOUTS

Ms. DeLauro: Please provide a table that shows, by fiscal year and agency, the staff year reductions that occurred in 2007 or are expected to occur in 2008 or 2009, including how much has been spent through the use of early outs and buyouts.

Response: The information is submitted for the record.

[The information follows:]

UNITED STATES DEPARTMENT OF AGRICULTURE  
Early Outs and Buy Outs  
(Dollars in Thousands)

Agency	FY 2007			FY 2008			FY 2009		
	Staff Year Reductions	Total Costs		Staff Year Reductions	Total Costs		Staff Year Reductions	Total Costs	
Agricultural Marketing Service	4	\$0		6	\$0		0	0	\$0
Agricultural Research Service	22	0		75	0		0	0	0
Food and Nutrition Service	19	186		0	0		0	0	0
Forest Service	86	0		137	0		137	0	0
Rural Development	28	0		104	0		0	0	0
<b>Total</b>	<b>159</b>	<b>186</b>		<b>322</b>	<b>0</b>		<b>137</b>	<b>0</b>	<b>0</b>

Agency	FY 2007			FY 2008			FY 2009		
	Staff Year Reductions	Total Costs		Staff Year Reductions	Total Costs		Staff Year Reductions	Total Costs	
Agricultural Marketing Service	12	\$240		0	0		0	0	0
Agricultural Research Service	62	1,550		200	\$5,000		0	0	0
Forest Service	178	4,363		343	8,575		343	\$8,575	
<b>Total</b>	<b>252</b>	<b>6,153</b>		<b>543</b>	<b>13,575</b>		<b>343</b>	<b>8,575</b>	<b>8,575</b>

BUY OUT AUTHORITY

Ms. DeLauro: Which agencies have buyout authority in the current year? Are any agencies requesting buyout authority in the budget year?

Response: The Agricultural Research Service and the Forest Service have buyout authority in FY 2008. Forest Service is requesting buyout authority for FY 2009.

SCHEDULE C TRAINING

Ms. DeLauro: Does the USDA continue not to pay for Schedule C appointees to attend Senior Executive Service training? If this has changed, please provide a list by agency/office the number of Schedule C appointees that have attended SES training classes, the amount paid for those training classes from the date of the change in policy through the date of receipt of this question.

Response: USDA does not pay for Schedule C appointees to attend Senior Executive Service training.

HEADQUARTERS PERSONNEL

Ms. DeLauro: Please update the table provided on pages 280-281 of last year's hearing volume that lists by agency/office the Washington, D.C. headquarters personnel broken out between GS and SES for fiscal years 2002 through 2008 estimated.

Response: The information is submitted for the record.

[The information follows:]



**Employees on Rolls**  
**Count of USDA Headquarters Employees**  
**By Agency**

Agency	Fiscal Years						
	2002 Actual	2003 Actual	2004 Actual	2005 Actual	2006 Actual	2007 Actual	2008 Estimate
Farm Service Agency							
SES .....	14	16	14	12	14	15	15
GS .....	750	1167	1166	1120	633	597	624
Risk Management Agency							
SES .....	2	4	3	2	3	3	4
GS .....	72	81	75	75	72	79	101
Foreign Agricultural Service							
SES .....	7	7	11	11	7	7	7
GS .....	527	532	509	455	495	514	556
Rural Development							
SES .....	15	16	15	13	14	17	17
GS .....	800	846	681	647	603	706	712
Food and Nutrition Service							
SES .....	13	14	11	14	9	9	8
GS .....	513	523	579	577	497	471	463
Food Safety and Inspection Service							
SES .....	19	21	26	25	25	27	27
GS .....	615	667	662	719	684	647	733
Natural Resources Conservation Service							
SES .....	21	18	20	23	28	25	26
GS .....	380	383	420	414	398	405	426
Animal and Plant Health Inspection Service							
SES .....	21	21	21	21	20	22	22
GS .....	642	654	1011	1066	1067	1207	1217
Agricultural Marketing Service							
SES .....	11	11	11	10	10	10	10
GS .....	642	660	539	518	486	483	618
Grain Inspection, Packers and Stockyards Administration							
SES .....	4	4	4	4	3	3	4
GS .....	118	115	117	119	108	97	98
Agricultural Research Service							
SES .....	12	13	11	11	13	15	15
GS .....	523	535	508	544	496	489	489
Cooperative State Research, Education, and Extension Service							
SES .....	10	8	9	8	10	10	10
GS .....	372	387	389	394	386	370	404
Departmental Administration							
SES .....	8	6	6	8	7	9	9
GS .....	764	605	587	453	439	455	611
Economic Research Service							
SES .....	8	8	8	7	7	7	7
GS .....	417	410	402	381	356	393	413
Homeland Security Staff							
SES .....	0	1	1	1	1	1	1
GS .....	0	5	2	5	5	9	15

Agency	Fiscal Years						
	2002 Actual	2003 Actual	2004 Actual	2005 Actual	2006 Actual	2007 Actual	2008 Estimate
National Appeals Division							
SES .....	1	1	1	1	1	1	1
GS .....	27	27	26	26	23	25	26
National Agricultural Statistics Service							
SES .....	11	11	11	11	11	11	11
GS .....	416	414	402	402	397	425	409
Office of Budget and Program Analysis							
SES .....	5	5	5	5	6	6	6
GS .....	59	57	53	51	48	54	52
Office of the General Counsel							
SES .....	14	13	17	17	17	17	17
GS .....	146	146	143	143	142	143	145
Office of the Inspector General							
SES .....	9	8	9	9	9	9	7
GS .....	104	105	101	116	114	112	116
Office of Civil Rights <sup>a/</sup>							
SES .....	N/A	3	4	4	3	3	2
GS .....	N/A	131	155	159	137	137	151
Office of Communications							
SES .....	2	1	1	1	1	1	1
GS .....	72	86	82	82	67	72	78
Office of the Chief Economist							
SES .....	6	5	7	7	4	5	5
GS .....	41	45	44	46	51	47	49
Office of the Chief Financial Officer							
SES .....	3	3	3	2	3	3	2
GS .....	51	50	48	53	52	58	59
Office of the Chief Information Officer							
SES .....	6	6	6	5	5	4	4
GS .....	65	70	67	70	64	56	59
Office of the Secretary							
SES .....	11	19	19	20	32	32	33
GS .....	52	58	54	49	51	50	54
Total, USDA							
SES .....	233	243	254	252	263	272	271
GS .....	8,168	8,759	8,822	8,684	7,871	8,101	8,678

a/ - The Office of Civil Rights was not established in FY 2002.

AGRICULTURAL MARKETING SERVICE	Extent Competed <sup>1</sup>	Reason Not Competed	Vendor Name	Obligation
AG1319120276300	NOT COMPETED	AUTHORIZED BY STATUTE	MIL RAY FOOD COMPANY INCORPORATED	\$34,759
AG1319120276310	NOT AVAILABLE FOR COMPETITION	AUTHORIZED BY STATUTE	MIL RAY FOOD COMPANY INCORPORATED	\$9,813
AG131912026511	NOT AVAILABLE FOR COMPETITION	AUTHORIZED BY STATUTE	SILVER WOLF ENTERPRISES	\$85,416
AG131912026512	NOT AVAILABLE FOR COMPETITION	AUTHORIZED BY STATUTE	SOTERIA DECONATING AND DISTRIBUTION COMPANY	\$22,711
AG131912026513	NOT AVAILABLE FOR COMPETITION	AUTHORIZED BY STATUTE	VJ CATALANO INCORPORATED	\$116,700
AG131912026514	NOT AVAILABLE FOR COMPETITION	AUTHORIZED BY STATUTE	NOV INDUSTRIES INCORPORATED	\$34,155
AG131912026515	NOT AVAILABLE FOR COMPETITION	AUTHORIZED BY STATUTE	KACO SUPPLY COMPANY	\$75,815
AG131912026523	NOT AVAILABLE FOR COMPETITION	AUTHORIZED BY STATUTE	MIL RAY FOOD COMPANY INCORPORATED	\$108,848
AG131912026524	NOT AVAILABLE FOR COMPETITION	AUTHORIZED BY STATUTE	NOV INDUSTRIES INCORPORATED	\$82,733
AG131912026525	NOT AVAILABLE FOR COMPETITION	AUTHORIZED BY STATUTE	MIL RAY FOOD COMPANY INCORPORATED (6643)	\$172,212
AG131912026527	NOT AVAILABLE FOR COMPETITION	AUTHORIZED BY STATUTE	VJ CATALANO INCORPORATED	\$108,848
AG131912026528	NOT AVAILABLE FOR COMPETITION	AUTHORIZED BY STATUTE	BRIDGE FOODS INCORPORATED	\$40,206
AG131912026534	NOT AVAILABLE FOR COMPETITION	AUTHORIZED BY STATUTE	SILVER WOLF ENTERPRISES	\$31,343
AG131912026535	NOT AVAILABLE FOR COMPETITION	AUTHORIZED BY STATUTE	BROWN BLUE	\$27,404
AG131912026536	NOT AVAILABLE FOR COMPETITION	AUTHORIZED BY STATUTE	VJ CATALANO INCORPORATED	\$27,404
AG131912026537	NOT AVAILABLE FOR COMPETITION	AUTHORIZED BY STATUTE	NOV INDUSTRIES INCORPORATED	\$10,105
AG131912026538	NOT AVAILABLE FOR COMPETITION	AUTHORIZED BY STATUTE	MIL RAY FOOD COMPANY INCORPORATED	\$3,949
AG131912027007	NOT AVAILABLE FOR COMPETITION	AUTHORIZED BY STATUTE	DELGADOS MEAT COMPANY INCORPORATED	\$20,438
AG131912027008	NOT AVAILABLE FOR COMPETITION	AUTHORIZED BY STATUTE	VJ CATALANO INCORPORATED	\$34,134
AG131912027009	NOT AVAILABLE FOR COMPETITION	AUTHORIZED BY STATUTE	BRIDGE FOODS INCORPORATED	\$39,337
AG131912027010	NOT AVAILABLE FOR COMPETITION	AUTHORIZED BY STATUTE	SILVER WOLF ENTERPRISES	\$2,892
AG131912027033	NOT AVAILABLE FOR COMPETITION	AUTHORIZED BY STATUTE	NOV INDUSTRIES INCORPORATED	\$46,359
AG131912027035	NOT AVAILABLE FOR COMPETITION	AUTHORIZED BY STATUTE	KACO SUPPLY COMPANY	\$110,337
AG131912027037	NOT AVAILABLE FOR COMPETITION	AUTHORIZED BY STATUTE	MIL RAY FOOD COMPANY INCORPORATED	\$34,134
AG131912027042	NOT AVAILABLE FOR COMPETITION	AUTHORIZED BY STATUTE	SILVER WOLF ENTERPRISES	\$2,892
AG131912027043	NOT AVAILABLE FOR COMPETITION	AUTHORIZED BY STATUTE	MIL RAY FOOD COMPANY INCORPORATED	\$50,075
AG131912027110	NOT AVAILABLE FOR COMPETITION	AUTHORIZED BY STATUTE	DELGADOS MEAT COMPANY INCORPORATED	\$41,563
AG131912027115	NOT AVAILABLE FOR COMPETITION	AUTHORIZED BY STATUTE	KACO SUPPLY COMPANY	\$87,154
AG131912027118	NOT AVAILABLE FOR COMPETITION	AUTHORIZED BY STATUTE	MIL RAY FOOD COMPANY INCORPORATED	\$55,889
AG131912027120	NOT AVAILABLE FOR COMPETITION	AUTHORIZED BY STATUTE	NOV INDUSTRIES INCORPORATED	\$27,606
AG131912027124	NOT AVAILABLE FOR COMPETITION	AUTHORIZED BY STATUTE	NOV INDUSTRIES INCORPORATED	\$38,991
AG131912027125	NOT AVAILABLE FOR COMPETITION	AUTHORIZED BY STATUTE	SILVER WOLF ENTERPRISES	\$35,769
AG131912027133	NOT AVAILABLE FOR COMPETITION	AUTHORIZED BY STATUTE	NOV INDUSTRIES INCORPORATED	\$34,122
AG131912027136	NOT AVAILABLE FOR COMPETITION	AUTHORIZED BY STATUTE	VJ CATALANO INCORPORATED	\$34,428
AG131912027144	NOT AVAILABLE FOR COMPETITION	AUTHORIZED BY STATUTE	KACO SUPPLY COMPANY	\$37,724
AG131912027146	NOT AVAILABLE FOR COMPETITION	AUTHORIZED BY STATUTE	NOV INDUSTRIES INCORPORATED	\$19,363
AG131912027147	NOT AVAILABLE FOR COMPETITION	AUTHORIZED BY STATUTE	VJ CATALANO INCORPORATED	\$39,243
AG131912027210	NOT AVAILABLE FOR COMPETITION	AUTHORIZED BY STATUTE	MIL RAY FOOD COMPANY INCORPORATED	\$38,001
AG131912027222	NOT AVAILABLE FOR COMPETITION	AUTHORIZED BY STATUTE	BRIDGE FOODS INCORPORATED	\$30,349
AG131912027223	NOT AVAILABLE FOR COMPETITION	AUTHORIZED BY STATUTE	SILVER WOLF ENTERPRISES	\$115,959
AG131912027250	NOT AVAILABLE FOR COMPETITION	AUTHORIZED BY STATUTE	NOV INDUSTRIES INCORPORATED	\$163,138
AG131912027256	NOT AVAILABLE FOR COMPETITION	AUTHORIZED BY STATUTE	NOV INDUSTRIES INCORPORATED	\$129,305
AG131912027257	NOT AVAILABLE FOR COMPETITION	AUTHORIZED BY STATUTE	BRIDGE FOODS INCORPORATED	\$171,336
AG131912027258	NOT AVAILABLE FOR COMPETITION	AUTHORIZED BY STATUTE	SILVER WOLF ENTERPRISES	\$118,019
AG131912027311	NOT AVAILABLE FOR COMPETITION	AUTHORIZED BY STATUTE	BRIDGE FOODS INCORPORATED	\$171,336
AG131912027313	NOT AVAILABLE FOR COMPETITION	AUTHORIZED BY STATUTE	DELGADOS MEAT COMPANY INCORPORATED	\$32,244
AG131912027314	NOT AVAILABLE FOR COMPETITION	AUTHORIZED BY STATUTE	DELGADOS MEAT COMPANY INCORPORATED (6643)	\$36,797
AG131912027317	NOT AVAILABLE FOR COMPETITION	AUTHORIZED BY STATUTE	DELGADOS MEAT COMPANY INCORPORATED (6643)	\$34,238
AG131912027386	NOT AVAILABLE FOR COMPETITION	AUTHORIZED BY STATUTE	DELGADOS MEAT COMPANY INCORPORATED	\$14,229
AG131912027387	NOT AVAILABLE FOR COMPETITION	AUTHORIZED BY STATUTE	BRIDGE FOODS INCORPORATED (6643)	\$12,862
AG131912027397	NOT AVAILABLE FOR COMPETITION	AUTHORIZED BY STATUTE	SILVER WOLF ENTERPRISES	\$2,862
AG131912027410	NOT AVAILABLE FOR COMPETITION	AUTHORIZED BY STATUTE	NOV INDUSTRIES INCORPORATED	\$22,387
AG131912027411	NOT AVAILABLE FOR COMPETITION	AUTHORIZED BY STATUTE	DELGADOS MEAT COMPANY INCORPORATED (6643)	\$97,134



AG3K16C070023	NOT AVAILABLE FOR COMPETITION	AUTHORIZED BY STATUTE	INNOVATION ENTERPRISES INCORPORATED	\$300,185
AG3K16C070025	NOT COMPETED	ONLY ONE SOURCE - OTHER	ELSEVIER INCORPORATED	\$40,980
AG3K16C070031	NOT COMPETED	ONLY ONE SOURCE - OTHER	DIALOG A DIVISION OF THOMSON SCIENTIFIC INCORPORATED	\$151,072
AG3K1550K1533600A	NOT COMPETED	ONLY ONE SOURCE - OTHER	CAROLINA CASUALTY INSURANCE COMPANY INCORPORATED	\$2,957
AG3K1550K1533600B	NOT AVAILABLE FOR COMPETITION	AUTHORIZED BY STATUTE	CONCRETE CONSTRUCTION INCORPORATED	\$20,350
AG3K1550K1552900	NOT AVAILABLE FOR COMPETITION	AUTHORIZED BY STATUTE	CONSOLIDATED PAVING AND CONCRETE	\$9,555
AG3K1550K1560300	NOT AVAILABLE FOR COMPETITION	URGENCY	SHANNON CONSTRUCTION INCORPORATED	\$723,649
AG3K1550K1560300	NOT COMPETED	ONLY ONE SOURCE - OTHER	TEPA EC LIMITED LIABILITY COMPANY	\$100,225
AG3K1550K1560300	NOT COMPETED	ONLY ONE SOURCE - OTHER	THE CONSTRUCTION GROUP INCORPORATED	\$1,750,318
AG3K1550K1570200	NOT AVAILABLE FOR COMPETITION	AUTHORIZED BY STATUTE	CLEMENT GROUP LIMITED LIABILITY COMPANY THE	\$15,688
AG3K1550K1580000	NOT AVAILABLE FOR COMPETITION	AUTHORIZED BY STATUTE	BARLOW EDDY JENKINS PA INCORPORATED	\$530,125
AG3K1550K1580000	NOT COMPETED	ONLY ONE SOURCE - OTHER	LVS ASSOCIATES	\$30,123
AG3K15C060007	NOT AVAILABLE FOR COMPETITION	AUTHORIZED BY STATUTE	DELTA SERVICES INCORPORATED	\$1,182,118
AG3K15C070002	NOT AVAILABLE FOR COMPETITION	AUTHORIZED BY STATUTE	DELTA SERVICES INCORPORATED	\$2,302,908
AG3K15C070003	NOT AVAILABLE FOR COMPETITION	AUTHORIZED BY STATUTE	VIGIL CONTRACTING INCORPORATED	\$1,535,115
AG3K15C070004	NOT AVAILABLE FOR COMPETITION	AUTHORIZED BY STATUTE	VIGIL CONTRACTING INCORPORATED	\$1,852,815
AG3K15C070005	NOT AVAILABLE FOR COMPETITION	AUTHORIZED BY STATUTE	VIGIL CONTRACTING INCORPORATED	\$4,660,869
AG3K15C070015	NOT AVAILABLE FOR COMPETITION	AUTHORIZED BY STATUTE	CLEMENT GROUP LIMITED LIABILITY COMPANY THE	\$580,558
AG3K15C070017	NOT AVAILABLE FOR COMPETITION	AUTHORIZED BY STATUTE	VIGIL CONTRACTING INCORPORATED	\$2,084,140
AG3K15C070A003	NOT AVAILABLE FOR COMPETITION	AUTHORIZED BY STATUTE	VIGIL CONTRACTING INCORPORATED	\$1,304
AG3K15C070A004	NOT AVAILABLE FOR COMPETITION	AUTHORIZED BY STATUTE	JANOL MALAYA INCORPORATED	\$60,600
AG3K14C070002	NOT COMPETED	AUTHORIZED BY STATUTE	NIMBLEGEN SYSTEMS INCORPORATED	\$54,975
AG3K14C070003	NOT AVAILABLE FOR COMPETITION	AUTHORIZED BY STATUTE	G BEST ELECTRIC INCORPORATED	\$1,150,000
AG3K14C070005	NOT AVAILABLE FOR COMPETITION	AUTHORIZED BY STATUTE	VIVOCO INCORPORATED (WAZ)	\$7,150
AG3K14C070013	NOT AVAILABLE FOR COMPETITION	AUTHORIZED BY STATUTE	REVIS ENGINEERING INCORPORATED	\$155,000
AG3K14C070001	NOT AVAILABLE FOR COMPETITION	AUTHORIZED BY STATUTE	BAY ELECTRIC COMPANY INCORPORATED	\$580,083
AG3K14C070002	NOT AVAILABLE FOR COMPETITION	AUTHORIZED BY STATUTE	RAM CONTRACTING INCORPORATED	\$305,720
AG3K14C070003	NOT AVAILABLE FOR COMPETITION	AUTHORIZED BY STATUTE	WINDAMR DEVELOPMENT INCORPORATED	\$296,000
AG3K14C070005	NOT AVAILABLE FOR COMPETITION	AUTHORIZED BY STATUTE	WINDAMR DEVELOPMENT INCORPORATED	\$100,775
AG3K14C070007	NOT AVAILABLE FOR COMPETITION	AUTHORIZED BY STATUTE	BAY ELECTRIC COMPANY INCORPORATED	\$181,456
AG3K14C070009	NOT AVAILABLE FOR COMPETITION	AUTHORIZED BY STATUTE	WINDAMR DEVELOPMENT INCORPORATED	\$465,431
AG3K14C070012	NOT AVAILABLE FOR COMPETITION	AUTHORIZED BY STATUTE	WINDAMR DEVELOPMENT INCORPORATED	\$10,901
AG3K14C060001	NOT COMPETED	ONLY ONE SOURCE - OTHER	TILLAGE KEN CONSTRUCTION COMPANY LIMITED LIABILITY COMPANY	\$40,000
AG3K14C070004	NOT COMPETED	ONLY ONE SOURCE - OTHER	AMERICAN PEANUT RESEARCH AND EDUCATION SOCIETY	\$2,000
AG3K14C070005	NOT COMPETED	ONLY ONE SOURCE - OTHER	STATE OF OKLAHOMA BOARD OF REGENTS OF THE UNIVERSITY OF OKLAHOMA HEALTH SCIENCE	\$800
AG3K14C070001	NOT AVAILABLE FOR COMPETITION	AUTHORIZED BY STATUTE	FENCOR INCORPORATED	\$3,445
AG3K14C070002	NOT AVAILABLE FOR COMPETITION	AUTHORIZED BY STATUTE	BLOOM CONSULTANTS LIMITED LIABILITY COMPANY	\$70,632
AG3K14C070003	NOT AVAILABLE FOR COMPETITION	AUTHORIZED BY STATUTE	PECKHAM VOCATIONAL INDUSTRIES	\$1,515
AG3K14C070004	NOT AVAILABLE FOR COMPETITION	AUTHORIZED BY STATUTE	UNIVERSITY OF WISCONSIN	\$1,150
AG3K14C070005	NOT AVAILABLE FOR COMPETITION	AUTHORIZED BY STATUTE	MADISON AREA REHABILITATION CENTERS INCORPORATED	\$30,652
AG3K14C070001	NOT AVAILABLE FOR COMPETITION	AUTHORIZED BY STATUTE	HAMMER LGC INCORPORATED	\$28,027
AG3K14C070002	NOT AVAILABLE FOR COMPETITION	AUTHORIZED BY STATUTE	HAMMER LGC INCORPORATED	\$3,712
AG3K14C070003	NOT AVAILABLE FOR COMPETITION	AUTHORIZED BY STATUTE	HAMMER LGC INCORPORATED	\$57,400
AG3K14C070004	NOT AVAILABLE FOR COMPETITION	AUTHORIZED BY STATUTE	HAMMER LGC INCORPORATED	\$48,782
AG3K14C070005	NOT AVAILABLE FOR COMPETITION	AUTHORIZED BY STATUTE	HAMMER LGC INCORPORATED	\$25,903
AG3K14C070009	NOT COMPETED	URGENCY	WALDINGER CORPORATION THE	\$211,533
AG3K14C070030	NOT COMPETED	AUTHORIZED BY STATUTE	HAMMER LGC INCORPORATED	\$8,300
AG3K14C070031	NOT COMPETED	AUTHORIZED BY STATUTE	BARCLAY ASSOCIATES INCORPORATED	\$1,213
AG3K14C070008	NOT COMPETED	AUTHORIZED BY STATUTE	APPLERA CORPORATION	\$10,682
AG3K14C070009	NOT COMPETED	ONLY ONE SOURCE - OTHER	GETNIE USA INCORPORATED	\$4,531
AG3K14C070010	NOT COMPETED	ONLY ONE SOURCE - OTHER	WARREN INCORPORATED	\$3,277
AG3K14C070011	NOT COMPETED	URGENCY	UNITED STATES INSTRUMENTS INCORPORATED	\$1,122
AG3K14C070012	NOT COMPETED	URGENCY	UNITED STATES INSTRUMENTS INCORPORATED	\$28,259
AG3K14C070013	NOT COMPETED	AUTHORIZED BY STATUTE	DELTA SERVICES INCORPORATED	\$45,423
AG3K14C070014	NOT COMPETED	AUTHORIZED BY STATUTE	DELTA SERVICES INCORPORATED	\$10,000
AG3K14C070015	NOT AVAILABLE FOR COMPETITION	AUTHORIZED BY STATUTE	JR TRI STATE GENERAL CONTRACTING GROUP LIMITED PARTNERSHIP	\$107,780
AG3K14C070016	NOT AVAILABLE FOR COMPETITION	AUTHORIZED BY STATUTE	BISON CONSTRUCTORS INCORPORATED	\$45,084
AG3K14C070017	NOT AVAILABLE FOR COMPETITION	AUTHORIZED BY STATUTE	BISON CONSTRUCTORS INCORPORATED	\$7,254
AG3K14C070018	NOT AVAILABLE FOR COMPETITION	AUTHORIZED BY STATUTE	BISON CONSTRUCTORS INCORPORATED	\$5,000



Agency	Item	Service	Reason Not Completed	Vendor Name	Obligation
FOOD SAFETY AND INSPECTION SERVICE	AG319BC070009	NOT AVAILABLE FOR COMPETITION	AUTHORIZED BY STATUTE	NEYPRO PERSONEL SERVICES INCORPORATED	\$520,705
	AG319BC070008	NOT AVAILABLE FOR COMPETITION	AUTHORIZED BY STATUTE	GAGHAN MECHANICAL INCORPORATED	\$50,740
	AG3A9AC070003	NOT AVAILABLE FOR COMPETITION	ONLY ONE SOURCE - OTHER	COSH HEALTHCARE LIMITED	\$45,900
	AG3A9AC070008	NOT COMPETED	AUTHORIZED BY STATUTE	STERIS CORPORATION	\$70,040
	AG3A9AC070014	NOT AVAILABLE FOR COMPETITION	AUTHORIZED BY STATUTE	GLOBAL TECHNOLOGY RESOURCES INCORPORATED	\$71,598
	AG3A9AC070020	NOT COMPETED	UNIQUE SOURCE	STANLEY INDUSTRIAL CORPORATION	\$113,100
	AG3A9AC070021	NOT COMPETED	ONLY ONE SOURCE - OTHER	ELI DUPONT DE NEMOURES AND COMPANY (16096)	\$25,139
	AG3A9AC070022	NOT AVAILABLE FOR COMPETITION	AUTHORIZED BY STATUTE	TRIBALCO LIMITED LIABILITY COMPANY	\$300,000
	AG3A9AC070023	NOT AVAILABLE FOR COMPETITION	AUTHORIZED BY STATUTE	AMERICAN INDUSTRIAL CORPORATION	\$100,000
	AG3A9AC070024	NOT AVAILABLE FOR COMPETITION	AUTHORIZED BY STATUTE	DAKOTA CONSULTING INCORPORATED	\$400,000
NATURAL RESOURCES CONSERVATION SERVICE	AG3A9AC070025	NOT AVAILABLE FOR COMPETITION	AUTHORIZED BY STATUTE	DAKOTA CONSULTING INCORPORATED	\$375,955
	AG3A9AC070026	NOT AVAILABLE FOR COMPETITION	AUTHORIZED BY STATUTE	TRIBALCO LIMITED LIABILITY COMPANY	\$288,678
	AG321TC070001	NOT AVAILABLE FOR COMPETITION	AUTHORIZED BY STATUTE	WHITEBARK INCORPORATED	\$34,330
	AG320C070007	NOT AVAILABLE FOR COMPETITION	AUTHORIZED BY STATUTE	GVC CONSTRUCTION AND ENGINEERING INCORPORATED	\$71,770
	AG320C070008	NOT AVAILABLE FOR COMPETITION	AUTHORIZED BY STATUTE	ASCENSION INTEGRATION LIMITED LIABILITY COMPANY	\$100,000
	AG3A75C070002	NOT COMPETED	ONLY ONE SOURCE - OTHER	OUTBACK OFFICE INCORPORATED	\$37,755
	AG3A75C070009	NOT AVAILABLE FOR COMPETITION	AUTHORIZED BY STATUTE	COMMUNICATIONS RESOURCE INCORPORATED	\$115,716
	AG3A75C070010	NOT AVAILABLE FOR COMPETITION	AUTHORIZED BY STATUTE	INTERSTATE PERSONNEL SERVICES INCORPORATED	\$132,995
	AG3A75C070011	NOT COMPETED	UNIQUE SOURCE	INTERTRAC CONSULTING SERVICES INCORPORATED	\$137,250
	AG3A75C070013	NOT AVAILABLE FOR COMPETITION	URGENT	PARADIGM TECHNOLOGIES INCORPORATED (5090)	\$139,988
FOOD SAFETY AND INSPECTION SERVICE	AG3A75C070014	NOT AVAILABLE FOR COMPETITION	AUTHORIZED BY STATUTE	COMMUNICATIONS RESOURCE INCORPORATED	\$72,262
	AG3A75C070016	NOT AVAILABLE FOR COMPETITION	FOLLOW-ON CONTRACT	RWC CONSULTING GROUP LIMITED LIABILITY COMPANY	\$225,000
	AG3B47C070001	NOT COMPETED	UNIQUE SOURCE	RALEIGH COUNTY OF (8096)	\$120,000
	AG3431C0000003	NOT AVAILABLE FOR COMPETITION	AUTHORIZED BY STATUTE	CARTERS CONTRACTING SERVICES INCORPORATED	\$10,946
	AG3431C0000004	NOT AVAILABLE FOR COMPETITION	AUTHORIZED BY STATUTE	SLOWE ASSOCIATES INCORPORATED OF GEORGIA	\$99
	AG3431C0000005	NOT AVAILABLE FOR COMPETITION	AUTHORIZED BY STATUTE	STANLEY INDUSTRIAL CORPORATION	\$203,000
	AG3431C0070004	NOT AVAILABLE FOR COMPETITION	AUTHORIZED BY STATUTE	SLOWE ASSOCIATES INCORPORATED OF GEORGIA	\$459,249
	AG3431C0070005	NOT AVAILABLE FOR COMPETITION	AUTHORIZED BY STATUTE	CARTERS CONTRACTING SERVICES INCORPORATED	\$172,781
	AG3431C0070006	NOT AVAILABLE FOR COMPETITION	AUTHORIZED BY STATUTE	SLOWE ASSOCIATES INCORPORATED	\$104,987
	AG3431C0070009	NOT AVAILABLE FOR COMPETITION	AUTHORIZED BY STATUTE	STANLEY INDUSTRIAL CORPORATION	\$208,038
FOOD SAFETY AND INSPECTION SERVICE	AG3431C0070024	NOT AVAILABLE FOR COMPETITION	AUTHORIZED BY STATUTE	ROBY CONSTRUCTION COMPANY INCORPORATED	\$82,195
	AG332C070001	NOT AVAILABLE FOR COMPETITION	AUTHORIZED BY STATUTE	NEYPRO PERSONEL SERVICES INCORPORATED	\$1,200
	AG3431C0070013	NOT AVAILABLE FOR COMPETITION	AUTHORIZED BY STATUTE	JAS CONSTRUCTION COMPANY	\$15,141
	AG3431C0070014	NOT AVAILABLE FOR COMPETITION	AUTHORIZED BY STATUTE	STANLEY INDUSTRIAL CORPORATION	\$15,141
	AG319BC00002	NOT AVAILABLE FOR COMPETITION	AUTHORIZED BY STATUTE	MCCORMICK ASPHALT PAVING AND EXCAVATING INCORPORATED	\$135,947
	AG321TC000009	NOT AVAILABLE FOR COMPETITION	AUTHORIZED BY STATUTE	SMALL BUSINESS GROUP INCORPORATED (8235)	\$10,000
	AG321TC000016	NOT AVAILABLE FOR COMPETITION	AUTHORIZED BY STATUTE	XPRTS GULF LIMITED LIABILITY COMPANY	\$2,085
	AG321TC000017	NOT AVAILABLE FOR COMPETITION	AUTHORIZED BY STATUTE	THREE FOLD CONSULTANTS LIMITED LIABILITY COMPANY	\$49,200
	AG321TC000018	NOT AVAILABLE FOR COMPETITION	AUTHORIZED BY STATUTE	XPRTS GULF LIMITED LIABILITY COMPANY	\$75,920
	AG321TC000019	NOT AVAILABLE FOR COMPETITION	AUTHORIZED BY STATUTE	XPRTS GULF LIMITED LIABILITY COMPANY	\$75,777
FOOD SAFETY AND INSPECTION SERVICE	AG321TC000012	NOT AVAILABLE FOR COMPETITION	AUTHORIZED BY STATUTE	XPRTS GULF LIMITED LIABILITY COMPANY	\$100,000
	AG321TC000013	NOT AVAILABLE FOR COMPETITION	AUTHORIZED BY STATUTE	SMALL BUSINESS GROUP INCORPORATED (8235)	\$221,000
	AG321TC000019	NOT AVAILABLE FOR COMPETITION	AUTHORIZED BY STATUTE	XPRTS GULF LIMITED LIABILITY COMPANY	\$221,000
	AG321TC000020	NOT AVAILABLE FOR COMPETITION	AUTHORIZED BY STATUTE	ONE STOP ENVIRONMENTAL LIMITED LIABILITY COMPANY	\$281,500
	AG321TC000021	NOT AVAILABLE FOR COMPETITION	AUTHORIZED BY STATUTE	JPE INCORPORATED (8849)	\$80,000
	AG321TC000022	NOT AVAILABLE FOR COMPETITION	AUTHORIZED BY STATUTE	JPE INCORPORATED (8849)	\$80,000
	AG321TC000023	NOT AVAILABLE FOR COMPETITION	AUTHORIZED BY STATUTE	THREE FOLD CONSULTANTS LIMITED LIABILITY COMPANY	\$271,000
	AG321TC000024	NOT AVAILABLE FOR COMPETITION	AUTHORIZED BY STATUTE	JPE INCORPORATED (8849)	\$186,550
	AG321TC000034	NOT AVAILABLE FOR COMPETITION	AUTHORIZED BY STATUTE	HEALTHCON INCORPORATED	\$202,122
	AG321TC000035	NOT AVAILABLE FOR COMPETITION	AUTHORIZED BY STATUTE	XPRTS GULF LIMITED LIABILITY COMPANY	\$468,870
FOOD SAFETY AND INSPECTION SERVICE	AG321TC000036	NOT AVAILABLE FOR COMPETITION	AUTHORIZED BY STATUTE	HEALTHCON INCORPORATED	\$17,707
	AG321TC000037	NOT AVAILABLE FOR COMPETITION	AUTHORIZED BY STATUTE	ONE STOP ENVIRONMENTAL LIMITED LIABILITY COMPANY	\$15,000
	AG321TC000038	NOT AVAILABLE FOR COMPETITION	AUTHORIZED BY STATUTE	SMALL BUSINESS GROUP INCORPORATED (8235)	\$93,250
	AG321TC000039	NOT AVAILABLE FOR COMPETITION	AUTHORIZED BY STATUTE	ONE STOP ENVIRONMENTAL LIMITED LIABILITY COMPANY	\$100,000
	AG321TC000040	NOT AVAILABLE FOR COMPETITION	AUTHORIZED BY STATUTE	ONE STOP ENVIRONMENTAL LIMITED LIABILITY COMPANY	\$72,000
	AG321TC000041	NOT AVAILABLE FOR COMPETITION	AUTHORIZED BY STATUTE	CLEAR WAYS INCORPORATED	\$122,535
	AG321TC000042	NOT AVAILABLE FOR COMPETITION	AUTHORIZED BY STATUTE	SMALL BUSINESS GROUP INCORPORATED (8235)	\$33,750
	AG321TC000043	NOT AVAILABLE FOR COMPETITION	AUTHORIZED BY STATUTE	HEALTHCON INCORPORATED	\$155,000
	AG321TC000044	NOT AVAILABLE FOR COMPETITION	AUTHORIZED BY STATUTE	HEALTHCON INCORPORATED	\$155,000
	AG321TC000045	NOT AVAILABLE FOR COMPETITION	AUTHORIZED BY STATUTE	HEALTHCON INCORPORATED	\$155,000

PHID	Entiret Compted	Reason Not Compted	Vendor Name	Obligation
AG2121C00071	NOT AVAILABLE FOR COMPETITION	AUTHORIZED BY STATUTE	ONE STOP ENVIRONMENTAL LIMITED LIABILITY COMPANY	\$91,850
AG2121C00072	NOT AVAILABLE FOR COMPETITION	AUTHORIZED BY STATUTE	THREE FOLD CONSULTANTS LIMITED LIABILITY COMPANY	\$118,525
AG2121C00073	NOT AVAILABLE FOR COMPETITION	AUTHORIZED BY STATUTE	THREE FOLD CONSULTANTS LIMITED LIABILITY COMPANY	\$48,000
AG2121C00074	NOT AVAILABLE FOR COMPETITION	AUTHORIZED BY STATUTE	ONE STOP ENVIRONMENTAL LIMITED LIABILITY COMPANY	\$25,000
AG2121C00075	NOT AVAILABLE FOR COMPETITION	AUTHORIZED BY STATUTE	ONE STOP ENVIRONMENTAL LIMITED LIABILITY COMPANY	\$25,000
AG2121C00076	NOT AVAILABLE FOR COMPETITION	AUTHORIZED BY STATUTE	CLEAR WAYS INCORPORATED	\$75,000
AG2121C00077	NOT AVAILABLE FOR COMPETITION	AUTHORIZED BY STATUTE	HEALTHCON INCORPORATED	\$140,000
AG2121C00078	NOT AVAILABLE FOR COMPETITION	AUTHORIZED BY STATUTE	CREEK SERVICES LIMITED LIABILITY COMPANY	\$140,000
AG2121C00079	NOT AVAILABLE FOR COMPETITION	AUTHORIZED BY STATUTE	ONE STOP ENVIRONMENTAL LIMITED LIABILITY COMPANY	\$172,500
AG2121C00080	NOT AVAILABLE FOR COMPETITION	AUTHORIZED BY STATUTE	DPL INCORPORATED	\$77,588
AG2121C00081	NOT AVAILABLE FOR COMPETITION	AUTHORIZED BY STATUTE	CLEAR WAYS INCORPORATED	\$59,815
AG2121C00082	NOT AVAILABLE FOR COMPETITION	AUTHORIZED BY STATUTE	THREE FOLD CONSULTANTS LIMITED LIABILITY COMPANY	\$150,000
AG2121C00083	NOT AVAILABLE FOR COMPETITION	AUTHORIZED BY STATUTE	THREE FOLD CONSULTANTS LIMITED LIABILITY COMPANY	\$199,540
AG2121C00084	NOT AVAILABLE FOR COMPETITION	AUTHORIZED BY STATUTE	QPL INC	\$323,321
AG2121C00085	NOT AVAILABLE FOR COMPETITION	AUTHORIZED BY STATUTE	ALL RITE CONSTRUCTION INCORPORATED	\$20,000
AG2121C00086	NOT AVAILABLE FOR COMPETITION	AUTHORIZED BY STATUTE	MASOLO AND COMPANY	\$2,002
AG2121C00087	NOT AVAILABLE FOR COMPETITION	AUTHORIZED BY STATUTE	MASOLO AND COMPANY	\$40,080
AG2121C00088	NOT AVAILABLE FOR COMPETITION	AUTHORIZED BY STATUTE	MASOLO AND COMPANY	\$55,910
RURAL HOUSING SERVICE				
AG2055B0070181	NOT AVAILABLE FOR COMPETITION	PUBLIC INTEREST	EMPLOYMENT SECURITY WASH DEPT 1099	\$2,700
AG2055B0070182	NOT COMPLETED	ONLY ONE SOURCE	PHILIPS AND ASSOCIATES INCORPORATED	\$14,300
AG2055B0070183	NOT COMPLETED	OTHER	MCCAMMON CITY	\$3,575
AG2055B0070184	NOT COMPLETED UNDER SAT	OTHER	APPRASAL CONSULTANT INCORPORATED	\$900
AG2055B0070185	NOT COMPLETED UNDER SAT	OTHER	PHILIPS AND ASSOCIATES INCORPORATED	\$3,575
AG2055B0070186	NOT COMPLETED UNDER SAT	OTHER	CALDWELL AND ASSOCIATES (983)	\$3,200
AG2055B0070187	NOT COMPLETED UNDER SAT	OTHER	RAS REALTY AND APPRAISAL SERVICE	\$2,320
AG2055B0070188	NOT COMPLETED UNDER SAT	OTHER	BREMER REAL ESTATE APPRAISALS	\$1,900
AG2055B0070189	NOT COMPLETED UNDER SAT	OTHER	PHILIPS AND ASSOCIATES INCORPORATED	\$1,900
AG2055B0070190	NOT COMPLETED UNDER SAT	OTHER	BARRETT APPRAISAL LIMITED LIABILITY COMPANY	\$1,100
AG2055B0070191	NOT COMPLETED UNDER SAT	OTHER	CREAK REAL ESTATE SERVICES INCORPORATED	\$775
AG2055B0070192	NOT COMPLETED UNDER SAT	OTHER	FIGG APPRAISAL CORPORATION	\$250
AG2055B0070193	NOT COMPLETED UNDER SAT	OTHER	NOVA AGENCY INCORPORATED	\$350
AG2055B0070194	NOT COMPLETED UNDER SAT	OTHER	NOVA AGENCY INCORPORATED	\$325
AG2055B0070195	NOT COMPLETED UNDER SAT	OTHER	TROY APPRAISERS LIMITED LIABILITY COMPANY	\$925
AG2055B0070196	NOT COMPLETED UNDER SAT	OTHER	JOAN L REMICK	\$275
AG2055B0070197	NOT COMPLETED UNDER SAT	OTHER	JOAN L REMICK	\$1,650
AG2055B0070198	NOT COMPLETED UNDER SAT	OTHER	JOAN L REMICK	\$50,000
AG2055B0070199	NOT COMPLETED UNDER SAT	OTHER	JOAN L REMICK	\$350
AG2055B0070200	NOT COMPLETED UNDER SAT	OTHER	JOAN L REMICK	\$350
AG2055B0070201	NOT COMPLETED UNDER SAT	OTHER	FRED J RAMONI	\$175
AG2055B0070202	NOT COMPLETED UNDER SAT	OTHER	FRED J RAMONI	\$2,275
AG2055B0070203	NOT COMPLETED UNDER SAT	OTHER	FRED J RAMONI	\$2,275
AG2055B0070204	NOT COMPLETED UNDER SAT	OTHER	FRED J RAMONI	\$350
AG2055B0070205	NOT COMPLETED UNDER SAT	OTHER	FRED J RAMONI	\$350
AG2055B0070206	NOT COMPLETED UNDER SAT	OTHER	FRED J RAMONI	\$350
USDA, ASSISTANT SECRETARY FOR ADMINISTRATION				
AG2055B0070207	NOT AVAILABLE FOR COMPETITION	AUTHORIZED BY STATUTE	CHERRY ENGINEERING SUPPORT SERVICES INCORPORATED	\$255,945
USDA, OFFICE OF THE CHIEF FINANCIAL OFFICER				
AG2142C0006014	NOT COMPLETED	UNIQUE SOURCE	BUSCHER FAMILY HOLDINGS LIMITED LIABILITY COMPANY	\$17,747
AG2142C0006015	NOT AVAILABLE FOR COMPETITION	AUTHORIZED BY STATUTE	MOHIZNE CONSTRUCTION INCORPORATED	\$1,628,379
AG2142C0006016	NOT AVAILABLE FOR COMPETITION	AUTHORIZED BY STATUTE	SOFTTECH AND ASSOCIATES INCORPORATED	\$3,500
AG2142C0006017	NOT AVAILABLE FOR COMPETITION	AUTHORIZED BY STATUTE	SEKON ENTERPRISE INCORPORATED	\$1,841,944
AG2142C0006018	NOT AVAILABLE FOR COMPETITION	AUTHORIZED BY STATUTE	ALEXANDER MECHANICAL CONTRACTORS INCORPORATED	\$71,0655
AG2142C0006019	NOT AVAILABLE FOR COMPETITION	AUTHORIZED BY STATUTE	TERACORE INCORPORATED	\$1,816,575
AG2142C0006020	NOT COMPLETED	AUTHORIZED BY STATUTE	MERLIN INTERNATIONAL CORPORATION	\$1,350,070
AG2142C0006021	NOT AVAILABLE FOR COMPETITION	AUTHORIZED BY STATUTE	GLOBAL TECHNOLOGY RESOURCES INCORPORATED	\$130,000
AG2142C0006022	NOT COMPLETED	AUTHORIZED BY STATUTE	REBELLI AND PRESSLER P C	\$100,000
AG2142C0006023	NOT AVAILABLE FOR COMPETITION	AUTHORIZED BY STATUTE	GREENE ENGINEERING INCORPORATED (1981)	\$100,000
AG2142C0006024	NOT AVAILABLE FOR COMPETITION	AUTHORIZED BY STATUTE	GREENE ENGINEERING INCORPORATED (2441)	\$115,000
AG2142C0006025	NOT AVAILABLE FOR COMPETITION	AUTHORIZED BY STATUTE	GREENE ENGINEERING INCORPORATED (2441)	\$61,677



AG3142C070033	NOT AVAILABLE FOR COMPETITION	AUTHORIZED BY STATUTE	DYKOM COMPUTER HELP CENTER INCORPORATED	\$231,842
AG3142C070042	NOT COMPETED FOR COMPETITION	ONLY ONE SOURCE - OTHER	PRIMUS SOLUTIONS INCORPORATED	\$36,000
AG3142C070043	NOT AVAILABLE FOR COMPETITION	AUTHORIZED BY STATUTE	SEKON ENTERPRISE INCORPORATED	\$985,100
AG3142C070045	NOT AVAILABLE FOR COMPETITION	AUTHORIZED BY STATUTE	VERBODEN CORP INCORPORATED	\$1,925,181
AG3142C070046	NOT AVAILABLE FOR COMPETITION	AUTHORIZED BY STATUTE	RELIATRUST TECHNOLOGIES CORPORATION	\$1,525,000
AG3142C070048	NOT AVAILABLE FOR COMPETITION	AUTHORIZED BY STATUTE	UNIVERSAL BUSINESS SOLUTIONS LIMITED LIABILITY COMPANY	\$370,912
AG3142C070068	NOT AVAILABLE FOR COMPETITION	AUTHORIZED BY STATUTE	COMMERCIAL DATA SYSTEMS INCORPORATED (7359)	\$28,121
AG3142C070089	NOT AVAILABLE FOR COMPETITION	AUTHORIZED BY STATUTE	GLOBAL TECHNOLOGY RESOURCES INCORPORATED	\$22,305
AG3142C070010	NOT AVAILABLE FOR COMPETITION	AUTHORIZED BY STATUTE	GLOBAL TECHNOLOGY RESOURCES INCORPORATED	\$55,225
AG3142C070011	NOT AVAILABLE FOR COMPETITION	AUTHORIZED BY STATUTE	GLOBAL TECHNOLOGY RESOURCES INCORPORATED	\$1,051,607
AG3142C070012	NOT AVAILABLE FOR COMPETITION	AUTHORIZED BY STATUTE	GLOBAL TECHNOLOGY RESOURCES INCORPORATED	\$34,320
AG3142C070013	NOT AVAILABLE FOR COMPETITION	AUTHORIZED BY STATUTE	GLOBAL TECHNOLOGY RESOURCES INCORPORATED	\$2,566,940
AG3142C070014	NOT AVAILABLE FOR COMPETITION	AUTHORIZED BY STATUTE	UNIVERSAL BUSINESS SOLUTIONS LIMITED LIABILITY COMPANY	\$25,000
AG3142C070015	NOT AVAILABLE FOR COMPETITION	AUTHORIZED BY STATUTE	COMPU CURE OF NEW ORLEANS INCORPORATED	\$59,437
AG7245C070001	NOT AVAILABLE FOR COMPETITION	AUTHORIZED BY STATUTE	DYKOM COMPUTER HELP CENTER INCORPORATED	\$987,041
AG7245C070002	NOT AVAILABLE FOR COMPETITION	AUTHORIZED BY STATUTE	COMPU CURE OF NEW ORLEANS INCORPORATED	\$145,000

## CONTRACT EMPLOYEES

Ms. DeLauro: Please update to include fiscal year 2008 estimates the response on page 350 of last year's hearing volume regarding the number of contract employees now working in the same office space as the regular civil service employees of USDA (excepting the Forest Service), and add totals by fiscal year in the table.

Response: The information is submitted for the record. .

[The information follows:]

**Contract Employees**  
**FY 2002 Through FY 2007 Actual, FY 2008 Estimate**

**Number of Contract Employees working in same office space as regular civil service:**

<b>Agency</b>	<b>FY 2002</b>	<b>FY 2003</b>	<b>FY 2004</b>	<b>FY 2005</b>	<b>FY 2006</b>	<b>FY 2007</b>	<b>FY 2008</b>
AMS	1	1	1	1	1	1	1
APHIS	16	106	221	286	337	348	340
ARS	115	115	115	115	115	115	115
Civil Rights	0	0	7	13	8	16	16
CSREES	29	30	33	34	34	31	32
DA	72	84	84	94	114	91	61
ERS	13	13	13	13	13	13	13
FAS	80	88	77	81	111	130	74
FNS	67	69	68	83	82	78	91
FSA a/	160	175	200	210	236	445	444
FSIS	22	27	28	39	29	37	146
GIPSA	0	0	0	10	12	14	11
NASS	3	3	3	3	3	3	6
NRCS	200	300	350	439	500	332	341
OC	2	0	0	0	0	0	0
OCFO	0	0	1	1	1	2	4
OCIO	106	124	142	468	516	551	551
OIG	5	10	14	11	8	7	7
RD	123	127	114	95	97	128	138
RMA	0	30	28	26	27	26	25
<b>TOTAL.....</b>	<b>1,014</b>	<b>1,302</b>	<b>1,499</b>	<b>2,022</b>	<b>2,244</b>	<b>2,368</b>	<b>2,416</b>

a/ - The increase in contract employees in FY 2007 is due to the stabilization program.

## GRANTS AND LOANS

Ms. DeLauro: Please update the list in the FY 2008 hearing volume (on pages 351-376) of all grants and loans made by USDA (except for the Forest Service) since 2002 that were not made on the basis of competitions or peer review panels to include 2008. For each, explain why the grant was not awarded on the basis of competition or peer review.

Response: The information is submitted for the record.

[The information follows:]

**Grants - Not Completed  
FY 2002 through FY 2008**

Agency	Account/Program	Fiscal Year	Grant Award	Amount	Reason Grant Was Not Completed or Past Reviewed
ARS	Salaries and Expenses	2002	Grant to CORNELL UNIVERSITY for EVALUATION OF VITIS to SUSCEPTIBILITY TO CROWN GALL DISEASE CAUSED BY AGROBACTERIUM	\$6,342	Exempt from Competition per 7 CFR 3015.158 (d) (2); Award less than 75K
	Salaries and Expenses	2002	Grant to G. RAMAKESHAH for COLLECTION OF RESISTANT VARIETIES OF LYMPHATICA ORIENTALIS IN INDIA	5,359	Exempt from Competition per 7 CFR 3015.158 (d) (5); Impracticable to secure competition. Critical research necessary to accomplish agency mission.
	Salaries and Expenses	2002	Grant to the INTL SOCIETY for HORTICULT. SCI. for HORTICULTURE ART & SCIENCE to LIFE - TORONTO 2002 XXVI INTERNATIONAL HORTICULTURAL CONGRESS	5,000	Exempt from Competition per 7 CFR 3015.158 (d) (2); Award less than 75K
	Salaries and Expenses	2002	Grant to IOWA STATE UNIVERSITY for DETECTION AND CONTROL OF BVTV INFECTIONS	5,000	Exempt from Competition per 7 CFR 3015.158 (d) (5); Impracticable to secure competition. Critical research necessary to accomplish Agency mission.
	Salaries and Expenses	2002	Grant to the NAT'L RESEARCH COUNCIL OF CANADA for TWIN OTTER MEASUREMENTS IN SPACEX (SOIL MOISTURE ATMOSPHERE COUPLING EXPERIMENT), PART OF SHEA02 (SOIL MOISTURE MEASUREMENTS IN 2002)	49,754	Exempt from Competition per 7 CFR 3015.158 Section 3(d); Less than 75K
	Salaries and Expenses	2002	Grant to the SOUTHERN SOIL CONSERVATION DIST. for SITE PREPARATION for AGROFORESTRY UNDERSTORY RESEARCH	35,403	Exempt from Competition per 7 CFR 3015.158 (d) (2); Award less than 75K
	Salaries and Expenses	2002	Grant to the TEXAS A&M RESEARCH FOUNDATION for the TEACHER ENHANCEMENT THROUGH MENTORING PROGRAM	53,750	Exempt from Competition per 7 CFR 3015.158 Section 3(d); Less than 75K
	Salaries and Expenses	2002	Grant to the T-SYSTEMS INTERNATIONAL for MONITORING AND EVALUATION OF IRRIGATION PRACTICES IN THE MID-ATLANTIC REGION	5,017	Exempt from Competition per 7 CFR 3015.158 Section 3(d); Less than 75K
	Salaries and Expenses	2002	Grant to the UNIV. OF MAINE for DEVELOPMENT OF ATTRACTANT TECHNOLOGY for MANAGEMENT OF COLORADO POTATO BEETLE	27,500	Exempt from Competition per 7 CFR 3015.158 Section 3(d); Less than 75K
	Salaries and Expenses	2002	Grant to the UNIV. OF NORTH CAROLINA for COLLECTION OF GERMPLASM OF WILD/CULTIVATED PHYSALIS PHILADELPHICA (TOMATILLO) FROM CENTRAL-SOUTHERN MEXICO	12,386	Exempt from Competition per 7 CFR 3015.158 Section 3(d); Less than 75K
	Salaries and Expenses	2003	Grant to ALASKA PLANT MATERIAL CENTER for COLLECTION OF GRASS GERMPLASM IN WESTERN AND SOUTHERN GREENLAND	11,987	Exempt from Competition per 7 CFR 3015.158 Section 3(d); Less than 75K
	Salaries and Expenses	2003	Grant to BAYLOR COLLEGE OF MEDICINE for BOVINE GENOME SEQUENCING PROJECT (BGSP)	975,610	Exempt from Competition per 7 CFR 3015.158 (d) (5); Impracticable to secure competition. Critical research necessary to accomplish Agency mission.
	Salaries and Expenses	2003	Grant to the BEET SUGAR DEV FOUNDATION for EVALUATING BETA GERMPLASM to RESISTANCE TO IMPORTANT PESTS AND DISEASE	10,500	Exempt from Competition per 7 CFR 3015.158 (d) (2); Award less than 75K
	Salaries and Expenses	2003	Grant to BEREA COLLEGE for BIOLOGICAL CONTROL INTERNSHIPS AT THE OVERSEAS BIOLOGICAL CONTROL LABORATORIES	20,000	Exempt from Competition per 7 CFR 3015.158 (d) (2); Award less than 75K
	Salaries and Expenses	2003	Grant to EMORY AND HENRY COLLEGE for PLANT EXPLORATION IN NORTH CAROLINA TO COLLECT COLLARD AND OTHER BRASSICA OLERACEA L. GERMPLASM to CROP IMPROVEMENT	\$8,176	Exempt from Competition per 7 CFR 3015.158 (d) (2); Award less than 75K

Agency	Account/Program	Fiscal Year	Grant Award	Amount	Reason Grant Was Not Competed or Peer Reviewed
	Salaries and Expenses	2003	Grant to IOWA STATE UNIVERSITY for DISEASES AT THE INTERFACE BETWEEN DOMESTIC LIVESTOCK AND WILDLIFE SPECIES	5,000	Exempt from Competition per 7 CFR 3015.158 (d)(2); Award less than 75K
	Salaries and Expenses	2003	Grant to IOWA STATE UNIVERSITY for INTERNATIONAL CONFERENCE ON EMERGING ZOOZOOSES	11,000	Exempt from Competition per 7 CFR 3015.158 (d)(2); Award less than 75K
	Salaries and Expenses	2003	Grant to MICHIGAN STATE UNIVERSITY for TRANSFER COEFFICIENTS TO LISTERIA MONOCYTOGENES TO AND FROM FOOD CONTACT SURFACES AND IN MEAT FABRICATION FACILITIES	124,000	Exempt from Competition per 7 CFR 3015.158 (d)(5); Impracticable to secure competition. Critical research necessary to accomplish Agency mission.
	Salaries and Expenses	2003	Grant to MICHIGAN STATE UNIVERSITY for PLANT EXPLORATION IN MICHIGAN TO COLLECT WOODY LANDSCAPE PLANTS TO CROP IMPROVEMENT	3,104	Exempt from Competition per 7 CFR 3015.158 (d)(2); Award less than 75K
	Salaries and Expenses	2003	Grant to the PHYTOCHEMICAL SOC. OF N AMERICA for 2003 PHYTOCHEMICAL SOCIETY OF NORTH AMERICA'S ANNUAL MEETING	2,500	Exempt from Competition per 7 CFR 3015.158 (d)(2); Award less than 75K
	Salaries and Expenses	2003	Grant to PURDUE UNIVERSITY for PREDICTIVE MODELS for THERMAL INACTIVATION OF LISTERIA MONOCYTOGENES ON THE SURFACE OF MEATS	96,195	Exempt from Competition per 7 CFR 3015.158 (d)(5); Impracticable to secure competition. Critical research necessary to accomplish Agency mission.
	Salaries and Expenses	2003	Grant to the UNIV. OF ARIZONA for ELIMINATING LISTERIA MONOCYTOGENES FROM READY-TO-EAT PRODUCTS	124,000	Exempt from Competition per 7 CFR 3015.158 (d)(5); Impracticable to secure competition. Critical research necessary to accomplish Agency mission.
	Salaries and Expenses	2003	Grant to the UNIV. OF GEORGIA for DOSE RESPONSE OF LISTERIA MONOCYTOGENES IN PREGNANT GUINEA PIGS for USE IN RISK ASSESSMENT	124,000	Exempt from Competition per 7 CFR 3015.158 (d)(5); Impracticable to secure competition. Critical research necessary to accomplish Agency mission.
	Salaries and Expenses	2004	Grant to the AMERICAN CHEMICAL SOCIETY for the 2004 AMERICAN CHEMICAL SOCIETY'S REGIONAL MEETING	8,000	Exempt from Competition per 7 CFR 3015.158 (d)(2); Award less than 75K
	Salaries and Expenses	2004	Grant to the BEET SUGAR DEV FOUNDATION for BEET SUGAR DEVELOPMENT TO INCREASE RESISTANCE TO IMPORTANT PESTS AND DISEASE	12,000	Exempt from Competition per 7 CFR 3015.158 (d)(2); Award less than 75K
	Salaries and Expenses	2004	Grant to the CROP LIFE FOUNDATION for ASSEMBLY OF A NATIONAL PESTICIDE USE DATABASE	10,000	Exempt from Competition per 7 CFR 3015.158 Section 3(d); Less than 75K
	Salaries and Expenses	2004	Grant to the FUTURE HARVEST-CHESAP. ALLIANCE for MANAGING RISK WITH SPECIALTY CROPS AND ALTERNATIVE MARKETS: OUTREACH TO LIMITED RESOURCE AND WOMEN FARMERS IN THE MID-ATLANTIC REGION	15,000	Exempt from Competition per 7 CFR 3015.158 Section 3(d); Less than 75K
	Salaries and Expenses	2004	Grant to PENN STATE UNIV. for NOVEL BL-2 RESISTANT POTATOES FOR PRODUCTION OF FRESH FRUIT AND VEGETABLE PRODUCTS	38,437	Exempt from Competition per 7 CFR 3015.158 Section 3(d); Less than 75K
	Salaries and Expenses	2004	Grant to the SOUTHWEST RESEARCH INSTITUTE for IGNITION AND COMBUSTION CHARACTERISTICS OF BIOFUELS	\$20,000	Exempt from Competition per 7 CFR 3015.158 Section 3(d); Less than 75K
	Salaries and Expenses	2004	Grant to the UNIV. OF IOWA to SUPPORT THE 28TH NATIONAL NUTRIENT DATABASE CONFERENCE	5,000	Exempt from Competition per 7 CFR 3015.158 Section 3(d); Less than 75K
	Salaries and Expenses	2005	Grant to the AMERICAN PHYTOPATHOLOGICAL SOCIETY for DEVELOPMENT OF THE NATIONAL PLANT DISEASE RECOVERY SYSTEM	50,000	Exempt from Competition per 7 CFR 3015.158 Section 3(d); Less than 75K

Agency	Account/Program	Fiscal Year	Grant Award	Amount	Reason Grant Has Not Completed or Peer Reviewed
	Salaries and Expenses	2005	Grant to the AMERICAN SOCIETY to NUTRITIONAL SCIENCES for study on NUTRIENTS, NUCLEAR RECEPTOR, INFLAMMATION AND IMMUNITY	1,000	Exempt from Competition per 7 CFR 3015.158 Section 3(d); Less than 75K
	Salaries and Expenses	2005	Grant to the BEST SUGAR DEV FOUNDATION for EVALUATING BETA GERMPASM to RESISTANCE TO IMPORTANT PESTS AND DISEASE	7,500	Exempt from Competition per 7 CFR 3015.158 Section 3(d); Less than 75K
	Salaries and Expenses	2005	Grant to COLORADO STATE UNIVERSITY for PLANTATION OF THE PLANT IN THE UNITED STATES TO COLLECT SALT GRASSES (DISTICHILIS) GERMPASM to CROP DEVELOPMENT	4,563	Exempt from Competition per 7 CFR 3015.158 Section 3(d); Less than 75K
	Salaries and Expenses	2005	Grant to the COUNCIL ON LIBRARY & INFO RESOURCE for PARTIAL SUPPORT OF THE COMMISSION ON PRESERVATION ACCESS	3,500	Exempt from Competition per 7 CFR 3015.158 Section 3(d); Less than 75K
	Salaries and Expenses	2005	Grant to the CROP LIFE FOUNDATION for POTENTIAL CONTROLS for PLANT DISEASE ORGANISMS THAT MAY BE INTRODUCED TO THE UNITED STATES	50,000	Exempt from Competition per 7 CFR 3015.158 Section 3(d); Less than 75K
	Salaries and Expenses	2005	Grant to PENNSYLVANIA STATE UNIV. for DEVELOPING A NATIONAL RECOVERY PLAN to THE CAUSAL AGENT OF PLUM POX VIRUS (PPV), THE CAUSAL AGENT OF PLUM POX (SHAKA), DEVELOPING A NATIONAL RECOVERY PLAN to SYNCHYTRUM ENDOBIOCHICUM, CAUSAL AGENT OF POTATO WART	22,000	Exempt from Competition per 7 CFR 3015.158 Section 3(d); Less than 75K
	Salaries and Expenses	2005	Grant to OHIO STATE UNIVERSITY for PLANT EXPLORATION IN UPPER MESOPOTAMIA, TURKEY TO COLLECT HERBACEOUS ORNAMENTAL GERMPASM	15,265	Exempt from Competition per 7 CFR 3015.158 Section 3(d); Less than 75K
	Salaries and Expenses	2005	Grant to the SMITHSONIAN TROPICAL RES. INST. for SOUTHEAST ASIAN PLANT EXPLORATION in the Sub-Plan-Animal Systems: Linying Agriculture and Environment	14,512	Exempt from Competition per 7 CFR 3015.158 Section 3(d); Less than 75K
	Salaries and Expenses	2005	Grant to UNIV. OF CALIFORNIA for PLANT EXPLORATIONS TO ACQUIRE CROP GENETIC RESOURCES	1,100	Exempt from Competition per 7 CFR 3015.158 Section 3(d); Less than 75K
	Salaries and Expenses	2005	Grant to the UNIV. OF FLORIDA for DEVELOPING A NATIONAL RECOVERY PLAN for RALSTONIA SOLANACEARUM, RACE 3, BIOVAR 2, CAUSAL AGENT OF SOLANACEOUS BACTERIAL WILT	15,100	Exempt from Competition per 7 CFR 3015.158 Section 3(d); Less than 75K
	Salaries and Expenses	2005	Grant to the UNIVERSITY OF MINNESOTA for PLANT EXPLORATIONS TO ACQUIRE CROP GENETIC RESOURCES	20,125	Exempt from Competition per 7 CFR 3015.158 Section 3(d); Less than 75K
	Salaries and Expenses	2005	Grant to WILLIAMS COLLEGE for ECONOMIC EVALUATION OF THE EXCHANGE OF ANIMAL GENETIC RESOURCES	\$21,685	Exempt from Competition per 7 CFR 3015.158 Section 3(d); Less than 75K
	Salaries and Expenses	2005	Grant to the AACC INTERNATIONAL for 2006 GLUTEN WORKSHOP	16,000	Exempt from Competition per 7 CFR 3015.158 Section 3(d); Less than 75K
	Salaries and Expenses	2006	Grant to the AMERICAN SOCIETY OF ANIMAL SCIENCE for SUPPORT OF SHEEP RESOURCE SYMPOSIUM ON BREEDING AND GENOMICS	2,000	Exempt from Competition per 7 CFR 3015.158 Section 3(d); Less than 75K
	Salaries and Expenses	2006		1,500	Exempt from Competition per 7 CFR 3015.158 Section 3(d); Less than 75K

Agency	Account/Program	Fiscal Year	Grant Award	Amount	Reason Grant Was Not Competed or Peer Reviewed
	Salaries and Expenses	2006	Grant to the AMERICAN PHYTOPATHOLOGICAL SOCIETY for DEVELOPMENT OF THE NATIONAL PLANT DISEASE RECOVERY SYSTEM	40,000	Exempt from Competition per 7 CFR 3015.158 Section 3(d); Less than 75K
	Salaries and Expenses	2006	Grant to the AMERICAN PHYTOPATHOLOGICAL SOCIETY for Support of the 2006 NATIONAL SOYBEAN RUST SYMPOSIUM	7,000	Exempt from Competition per 7 CFR 3015.158 Section 3(d); Less than 75K
	Salaries and Expenses	2006	Grant to the AMERICAN SOCIETY OF AGRONOMY for SUPPORT OF THE SMITHSONIAN SOCIETY EXHIBITION	9,756	Exempt from Competition per 7 CFR 3015.158 Section 3(d); Less than 75K
	Salaries and Expenses	2006	Grant to the AMERICAN PHYTOPATHOLOGICAL SOCIETY for SUPPORT OF THE INTERNATIONAL CONFERENCE ON MICROBIAL RISK ASSESSMENT (PA-06-15)	3,000	Exempt from Competition per 7 CFR 3015.158 Section 3(d); Less than 75K
	Salaries and Expenses	2006	Grant to the ASSOC OF PUBLIC HEALTH LABS for SUPPORT OF ISOPOL XVI: 16TH INTERNATIONAL CONFERENCE ON PROBLEMS OF LISTERIOSIS	15,000	Exempt from Competition per 7 CFR 3015.158 Section 3(d); Less than 75K
	Salaries and Expenses	2006	Grant to BAYLOR UNIVERSITY for BAYLOR UNIVERSITY: AGRICULTURAL SCIENCES ENRICHMENT PROGRAM SUMMER INTERNSHIP	802	Exempt from Competition per 7 CFR 3015.158 Section 3(d); Less than 75K
	Salaries and Expenses	2006	Grant to the BEET SUGAR DEV FOUNDATION for EVALUATING BEET GERMPLASM to RESISTANCE TO IMPORTANT PESTS AND DISEASE	45,750	Exempt from Competition per 7 CFR 3015.158 Section 3(d); Less than 75K
	Salaries and Expenses	2006	Grant to the CALIF INST FOOD & AGR RES (CIFAR) for 2006 CIFAR CONFERENCE: OVERCOMING THE HURDLES OF LIGNOCELLULOSIC BIOMASS: THE BUSINESS AND THE SCIENCE	1,500	Exempt from Competition per 7 CFR 3015.158 Section 3(d); Less than 75K
	Salaries and Expenses	2006	Grant to CAST for CONVERGENCE OF AGRICULTURE AND ENERGY: IMPLICATIONS to POLICY AND RESEARCH	19,512	Exempt from Competition per 7 CFR 3015.158 Section 3(d); Less than 75K
	Salaries and Expenses	2006	Grant to CORPONTAP to SUPPORT for THE INTERNATIONAL CONGRESS ON ANDean CROPS	1,000	Exempt from Competition per 7 CFR 3015.158 Section 3(d); Less than 75K
	Salaries and Expenses	2006	Grant to DUKE UNIVERSITY for PLANT EXPLORATION IN GUATEMALA TO COLLECT BLACK WALNUT GERMPLASM to CROP IMPROVEMENT	7,648	Exempt from Competition per 7 CFR 3015.158 Section 3(d); Less than 75K
	Salaries and Expenses	2006	Grant to the FUTURE HARVEST-CHESAP. ALLIANCE for MANAGING RISK WITH SPECIALTY CROPS AND ALTERNATIVE MARKETS: OUTREACH TO LIMITED RESOURCE AND WOMEN FARMERS IN THE MID-ATLANTIC REGION	25,000	Exempt from Competition per 7 CFR 3015.158 Section 3(d); Less than 75K
	Salaries and Expenses	2006	Grant to GEORGE WASHINGTON UNIVERSITY for MULTI-CENTER OBESITY PREVENTION RESEARCH PROJECT	\$19,077	Exempt from Competition per 7 CFR 3015.158 Section 3(d); Less than 75K
	Salaries and Expenses	2006	Grant to the GERMPLASM PLUS for BIOPORTIFICATION AND THE USDA: LESSONS LEARNED FROM A DECADE OF RESEARCH	71,000	Exempt from Competition per 7 CFR 3015.158 Section 3(d); Less than 75K
	Salaries and Expenses	2006	Grant to the INTL ASSOC for BIOLOGICALS to INTERNATIONAL SYMPOSIUM ON ANIMAL GENOMICS to ANIMAL HEALTH	20,000	Exempt from Competition per 7 CFR 3015.158 Section 3(d); Less than 75K
	Salaries and Expenses	2006	Grant to the INTL LIVESTOCK RESEARCH INST. for CONTROLLING FOOT-AND-MOUTH DISEASE (FMD) IN ENDEMIC SETTINGS: A TECHNOLOGY ROAD MAP WORKSHOP	8,494	Exempt from Competition per 7 CFR 3015.158 (d)(5); Impracticable to secure competition. Critical research necessary to accomplish Agency mission.



Agency	Account/Program	Fiscal Year	Grant Award	Amount	Reason Grant Was Not Competed or Peer Reviewed
	Salaries and Expenses	2006	Grant to the INTL SYMP AQUATIC ANIMAL HEALTH for SUPPORT of the 5TH INTERNATIONAL SYMPOSIUM ON AQUATIC ANIMAL HEALTH	4,878	Exempt from Competition per 7 CFR 3015.158 Section 3(d); Less than 75K
	Salaries and Expenses	2006	Grant to LOUISIANA STATE UNIV. AG. NUTRIENT SYMPOSIUM	5,000	Exempt from Competition per 7 CFR 3015.158 Section 3(d); Less than 75K
	Salaries and Expenses	2006	Grant to the METHYL BROMIDE ALTERN. APPROACH FOR ANNUAL METHYL BROMIDE	14,634	Exempt from Competition per 7 CFR 3015.158 Section 3(d); Less than 75K
	Salaries and Expenses	2006	Grant to the NATIONAL ACADEMY OF SCIENCES for SUPPORT of A DNA for MALIN WORKSHOP	10,000	Exempt from Competition per 7 CFR 3015.158 Section 3(d); Less than 75K
	Salaries and Expenses	2006	Grant to the NATIONAL ACADEMY OF SCIENCES for NUTRIGENOMIC AND NUTRITION	5,000	Exempt from Competition per 7 CFR 3015.158 Section 3(d); Less than 75K
	Salaries and Expenses	2006	Grant to the SOCIETY for INDUSTRIAL MICROB. for SYMPOSIUM ON BIOTECHNOLOGY FOR FUELS AND CHEMICALS	3,400	Exempt from Competition per 7 CFR 3015.158 Section 3(d); Less than 75K
	Salaries and Expenses	2006	Grant to the SOCIETY for RANGE MGMT for the JOINT CONFERENCE OF THE INTERNATIONAL RANGELAND CONGRESS AND INTERNATIONAL ROSELANDS CONGRESS	19,512	Exempt from Competition per 7 CFR 3015.158 Section 3(d); Less than 75K
	Salaries and Expenses	2006	Grant to the SOCIETY for RANGE MGMT for the JOINT CONFERENCE OF THE INTERNATIONAL RANGELAND CONGRESS AND INTERNATIONAL ROSELANDS CONGRESS	19,512	Exempt from Competition per 7 CFR 3015.158 Section 3(d); Less than 75K
	Salaries and Expenses	2006	Grant to the SOILWATER CONSERVATION SOCIETY for MANAGING AGRICULTURAL LANDSCAPES to ENVIRONMENTAL QUALITY	7,500	Exempt from Competition per 7 CFR 3015.158 (d) (5); Impracticable to secure competition. Critical research necessary to accomplish Agency mission.
	Salaries and Expenses	2006	Grant to THE TAMARISK COALITION for TAMARISK RESEARCH CONFERENCE: CURRENT STATUS AND FUTURE DIRECTION	4,878	Exempt from Competition per 7 CFR 3015.158 Section 3(d); Less than 75K
	Salaries and Expenses	2006	Grant to the UNIV. OF MARYLAND EASTERN SHORE to SUPPORT THE MARSH 21ST ANNUAL WATER FARM and TRAINING CONFERENCE	8,100	Exempt from Competition per 7 CFR 3015.158 Section 3(d); Less than 75K
	Salaries and Expenses	2006	Grant to the UNIV. OF MISSOURI for LUSROP SUMMER FUNDING	11,600	Exempt from Competition per 7 CFR 3015.158 Section 3(d); Less than 75K
	Salaries and Expenses	2006	Grant to WASHINGTON UNIVERSITY for SEQUENCE ANALYSIS OF TOMATO SMALL RNA LIBRARIES	9,000	Exempt from Competition per 7 CFR 3015.158 Section 3(d); Less than 75K
	Salaries and Expenses	2006	Grant to the WATER REUSE for OPPORTUNITIES AND CHALLENGES IN AGRICULTURAL REUSE	5,000	Exempt from Competition per 7 CFR 3015.158 Section 3(d); Less than 75K
	Salaries and Expenses	2006	Grant to WEST VIRGINIA UNIVERSITY for NORTHEAST PASTURE CONSORTIUM: IMPROVING PASTURE DEVELOP. COORDINATE AND PROMOTE PASTURE RESEARCH AND EXTENSION	\$30,800	Exempt from Competition per 7 CFR 3015.158 Section 3(d); Less than 75K
	Salaries and Expenses	2007	Grant to IOWA STATE UNIVERSITY for PLANT EXPLORATION IN THE SOUTHWESTERN UNITED STATES TO COLLECT SUNFLOWER GERMPLASM FOR CROP IMPROVEMENT	5,300	Exempt from Competition per 7 CFR 3015.158 Section 3(d); Less than 75K
	Salaries and Expenses	2007	Grant to the MONTGOMERY BOTANICAL GARDEN for EXPEDITION IN SCOTLAND TO EXCHANGE TROPICAL AND SUBTROPICAL CONIFER GERMPLASM FOR CROP IMPROVEMENT	3,914	Exempt from Competition per 7 CFR 3015.158 Section 3(d); Less than 75K

Agency	Account/Program	Fiscal Year	Grant Award	Amount	Reason Grant Was Not Competed or Peer Reviewed
	Salaries and Expenses	2007	Grant to the COLLABORATIVE TESTING SERVICES for ASSESSMENT OF SOIL ANALYSIS METHODS	31,500	Exempt from Competition per 7 CFR 3015.158 Section 3(d); Less than 75K
	Salaries and Expenses	2007	Grant to the UNIV. OF CALIFORNIA for TOMATO WILD SPECIES AND GENETIC STOCKS ACQUISITION, CONSERVATION, AND DISTRIBUTION FOR CROP IMPROVEMENT AND RESEARCH	180,000	Exempt from Competition per 7 CFR 3015.158 (d)(5); Impracticable to secure competition. Critical research necessary to accomplish Agency mission.
	Salaries and Expenses	2007	Grant to the UNIV. OF CALIFORNIA for EVALUATION OF GENETIC DIVERSITY AND EXPANSION OF CROSSLINK COLLECTIONS FOR SOLANIN SECT. JUGLANDIFOLIUM	16,087	Exempt from Competition per 7 CFR 3015.158 Section 3(d); Less than 75K
	Salaries and Expenses	2007	Grant to WESTERN UNIV. OF HEALTH SCI for COMPARATIVE MODELS OF IMMUNE RESPONSE	3,000	Exempt from Competition per 7 CFR 3015.158 Section 3(d); Less than 75K
	Salaries and Expenses	2007	Grant to the AMERICAN SOCIETY OF AGRONOMY for SUPPORT OF 100TH ANNUAL MEETING OF AMERICAN SOCIETY OF AGRONOMY	15,000	Exempt from Competition per 7 CFR 3015.158 Section 3(d); Less than 75K
	Salaries and Expenses	2007	Grant to the UNIV. OF CALIFORNIA for EFFECTS OF DIET ON MOLECULAR AND FUNCTIONAL BIOMARKERS OF NUTRITION AND HEALTH	305,141	Exempt from Competition per 7 CFR 3015.158 (d)(5); Impracticable to secure competition. Critical research necessary to accomplish Agency mission.
	Salaries and Expenses	2007	Grant to THE OCEANIC INST - MAFAPIU for RUMINANT NUTRITION: DEVELOP FEEDS FOR OPTIMUM NUTRITION OF CULTURED SHRIMP AND FINFISH (GRANT)	1,015,175	Exempt from Competition per 7 CFR 3015.158 (d)(5); Impracticable to secure competition. Critical research necessary to accomplish Agency mission.
	Salaries and Expenses	2007	Grant to the CA INST FOOD & AGRI RES (CIFAR) for CIFAR CONFERENCE XXIV: A GLOBAL EYE ON CALIFORNIA'S BIOREFINERY INDUSTRY	1,500	Exempt from Competition per 7 CFR 3015.158 Section 3(d); Less than 75K
	Salaries and Expenses	2007	Grant to the ASSC ADVANCEMENT INDUSTRY CROPS for NEW CROPS AND NEW USES: CREATING MARKETS FOR ECONOMIC DEVELOPMENT	5,000	Exempt from Competition per 7 CFR 3015.158 Section 3(d); Less than 75K
	Salaries and Expenses	2007	Grant to OREGON STATE UNIVERSITY for POTATO TUBER AND ROOT ROT CONTROL THE POTATO TUBERWORM IN THE PACIFIC NORTHWEST	36,620	Exempt from Competition per 7 CFR 3015.158 Section 3(d); Less than 75K
	Salaries and Expenses	2007	Grant to OREGON STATE UNIVERSITY for NUTRIENT ACCUMULATION AND PARTITIONING IN MATURE BLUEBERRY PLANTS	21,583	Exempt from Competition per 7 CFR 3015.158 Section 3(d); Less than 75K
	Salaries and Expenses	2007	Grant to WASHINGTON STATE UNIVERSITY for RELATIONSHIP BETWEEN SHOOT NUMBER AND VIGOR IN GRAPVINES: PHYSIOLOGICAL CAUSES AND PRACTICAL IMPLICATIONS	\$31,641	Exempt from Competition per 7 CFR 3015.158 Section 3(d); Less than 75K
	Salaries and Expenses	2007	Grant to WASHINGTON STATE UNIVERSITY for PRACTICAL IMPLICATIONS OF THE PLEIOGENE PERIOD FOR VIGOR AND XYLEM ANATOMY IN GRAPEVINE	21,550	Exempt from Competition per 7 CFR 3015.158 Section 3(d); Less than 75K
	Salaries and Expenses	2007	Grant to OREGON STATE UNIVERSITY for CONTAINER SOILLESS SUBSTRATE COMPONENT FERTILITY FOR THE NORTHWEST NURSERY INDUSTRY	28,968	Exempt from Competition per 7 CFR 3015.158 Section 3(d); Less than 75K
	Salaries and Expenses	2007	Grant to WASHINGTON STATE UNIVERSITY for IMPACT OF SPECIFIC AMINO ACIDS AND PANTOTHENIC ACID ON YEAST METABOLISM AND H <sub>2</sub> S FORMATION	23,275	Exempt from Competition per 7 CFR 3015.158 Section 3(d); Less than 75K

Agency	Account/Program	Fiscal Year	Grant Award	Amount	Reason Grant Was Not Competed or Peer Reviewed
	Salaries and Expenses	2007	Grant to OREGON STATE UNIVERSITY for EFFECT OF DEFICIT IRRIGATION AND PARTICULATE FILM ON FLAVOR AND AROMA PRECURSORS IN MERLOT GRAPE AND AROMA QUALITY OF FINISHED WINE	32,000	Exempt from Competition per 7 CFR 3015.158 Section 3(d); Less than 75K
	Salaries and Expenses	2007	Grant to OREGON STATE UNIVERSITY for EDIBLE-FRUITED HONEYSUCKLE, LONICERA CAerulea L.: CULTIVAR DEVELOPMENT AND ADVANCED TRIAL PLOTS WITH COOPERATORS.	6,891	Exempt from Competition per 7 CFR 3015.158 Section 3(d); Less than 75K
	Salaries and Expenses	2007	Grant to OREGON STATE UNIVERSITY for A SURVEY OF ERIOPHYID MITES OCCURRING IN NURSERIES IN OREGON	19,180	Exempt from Competition per 7 CFR 3015.158 Section 3(d); Less than 75K
	Salaries and Expenses	2007	Grant to OREGON STATE UNIVERSITY for STORING CRANBERRY FRUIT ON THE VINE - IMPACTS ON FRUIT PHYSIOLOGY, YIELD, AND QUALITY	22,744	Exempt from Competition per 7 CFR 3015.158 Section 3(d); Less than 75K
	Salaries and Expenses	2007	Grant to the BEET SUGAR DEV FOUNDATION for EVALUATING BETA GERMPLASM FOR RESISTANCE TO IMPORTANT PESTS AND DISEASE	8,500	Exempt from Competition per 7 CFR 3015.158 Section 3(d); Less than 75K
	Salaries and Expenses	2007	Grant to the AKWESASNE TASK FORCE/ENVIRONMENT for COORDINATION OF FRAXINUS CONSERVATION	5,000	Exempt from Competition per 7 CFR 3015.158 Section 3(d); Less than 75K
	Salaries and Expenses	2007	Grant to the J. CRAIG VENTER INSTITUTE, INC. for RUMEN MICROBIAL METAGENOMICS	229,600	Exempt from Competition per 7 CFR 3015.158 (d) (5); Impracticable to secure competition. Critical research necessary to accomplish Agency mission.
	Salaries and Expenses	2007	Grant to the AMER. SOCIETY OF ANIMAL SCIENCE for RECENT ADVANCES IN OUR UNDERSTANDING OF RUMEN FUNCTION	1,400	Exempt from Competition per 7 CFR 3015.158 Section 3(d); Less than 75K
	Salaries and Expenses	2007	Grant to the UNIV. OF CALIFORNIA (VET-MED) for EVOLUTION AND COMPARATIVE BIOLOGY OF AROMATASE	2,000	Exempt from Competition per 7 CFR 3015.158 Section 3(d); Less than 75K
	Salaries and Expenses	2007	Grant to the UNIVERSITY OF IDAHO for IMPROVING POTATO MARKET QUALITY THROUGH POSTHARVEST PHYSIOLOGY	2,500	Exempt from Competition per 7 CFR 3015.158 Section 3(d); Less than 75K
	Salaries and Expenses	2007	Grant to TEXAS A&M UNIVERSITY for FUTURE SCIENTISTS STUDENT OUTREACH INITIATIVE	100,000	Exempt from Competition per 7 CFR 3015.158 Section 3(d); Award to fund unique and innovative unsolicited application.
	Salaries and Expenses	2007	Grant to the SMITH HELICOPTERS, INC for COOPERATIVE RESEARCH TO CAPTURE WILD WHITE-TAILED DEER FOR DETERMINATION OF TICK DENSITY ON SUCH DEER IN SPECIFIC AREAS	\$50,000	Exempt from Competition per 7 CFR 3015.158 Section 3(d); Less than 75K
	Salaries and Expenses	2007	Grant to THE AUDUBON INSTITUTE for BIOLOGY AND CONTROL OF THE FORMOSAN SUBTERRANEAN TERMITES	150,500	Exempt from Competition per 7 CFR 3015.158 (d) (5); Impracticable to secure competition. Critical research necessary to accomplish Agency mission.
	Salaries and Expenses	2007	Grant to TULANE UNIVERSITY for DETERMINE ISOFLAVONOID INDUCTION IN LEGUMES AND THEIR PHYTOESTROGENIC EFFECTS IN ANIMAL SYSTEMS	427,930	Exempt from Competition per 7 CFR 3015.158 (d) (5); Impracticable to secure competition. Critical research necessary to accomplish Agency mission.
	Salaries and Expenses	2007	Grant to J. CRAIG VENTER INSTITUTE, INC. for GENOME SEQUENCING, ANALYSIS, AND FUNCTIONAL GENOMIC STUDIES OF ASPERGILLUS FLAVUS	100,000	Exempt from Competition per 7 CFR 3015.158 (d) (5); Impracticable to secure competition. Critical research necessary to accomplish Agency mission.

Agency	Account/Program	Fiscal Year	Grant Award	Amount	Reason Grant Has Not Competed or Peer Reviewed
	Salaries and Expenses	2007	Grant to J. CRAIG VENTER INSTITUTE, INC. for FUNCTIONAL GENOMIC STUDIES OF FORMOSAN SUBTERRANEAN TERMITES (COPTOTERMES FORMOSANUS)	150,000	Exempt from Competition per 7 CFR 3015.158 (d) (5); Impracticable to secure competition. Critical research necessary to accomplish Agency mission.
	Salaries and Expenses	2007	Grant to the MT DESERT ISLAND BIOL LAB for 2007 GORDON RESEARCH CONFERENCE (GRC) ON MYCOTOXINS AND PHYCOTOXINS	2,000	Exempt from Competition per 7 CFR 3015.158 Section 3(d); Less than 75K
	Salaries and Expenses	2007	Grant to AMERICAN MOSQUITO CONTROL ASSOC for LATIN AMERICAN AT THE ANNUAL MEETING OF THE AMERICAN MOSQUITO CONTROL ASSOCIATION	3,000	Exempt from Competition per 7 CFR 3015.158 Section 3(d); Less than 75K
	Salaries and Expenses	2007	Grant to the N. AMER. STRAWBERRY GROWERS ASSOCIATION for 2007 NORTH AMERICAN STRAWBERRY CONFERENCE	3,000	Exempt from Competition per 7 CFR 3015.158 Section 3(d); Less than 75K
	Salaries and Expenses	2007	Grant to the UNIVERSITY OF FLORIDA for ENGINEERING SOLUTIONS FOR SPECIALTY CROP CHALLENGES	4,878	Exempt from Competition per 7 CFR 3015.158 Section 3(d); Less than 75K
	Salaries and Expenses	2007	Grant to the AMER. SOCIETY OF ANIMAL SCIENCE for 12TH DISCOVER CONFERENCE; INTEGRATING NUTRITIONAL MANAGEMENT INTO ENVIRONMENTAL STEWARDSHIP	3,902	Exempt from Competition per 7 CFR 3015.158 Section 3(d); Less than 75K
	Salaries and Expenses	2007	Grant to the SOCIETY FOR INDUSTRIAL MICROB. for SIM 29TH SYMPOSIUM ON BIOTECHNOLOGY FOR FUELS AND CHEMICALS	3,902	Exempt from Competition per 7 CFR 3015.158 Section 3(d); Less than 75K
	Salaries and Expenses	2007	Grant to the AMERICAN WATER RESOURCE ASSOC for AMERICAN WATER RESOURCES ASSOCIATION THIRD NATIONAL WATER EXPO AND CONFERENCE	4,878	Exempt from Competition per 7 CFR 3015.158 Section 3(d); Less than 75K
	Salaries and Expenses	2007	Grant to the NUTRIER MARKETING RESOURCES for ENERGY FROM BIOMASS AND WASTE (EBM)	3,000	Exempt from Competition per 7 CFR 3015.158 Section 3(d); Less than 75K
	Salaries and Expenses	2007	Grant to the COUNCIL FOR AGRIC SCI & TECH for CAST PUBLICATIONS ON ISSUES IN AGRICULTURE AND AGRICULTURAL RESEARCH	9,756	Exempt from Competition per 7 CFR 3015.158 Section 3(d); Less than 75K
	Salaries and Expenses	2007	Grant to the NATIONAL ACADEMY OF SCIENCES for INTEGRITY OF RESEARCH DATA	10,000	Exempt from Competition per 7 CFR 3015.158 Section 3(d); Less than 75K
	Salaries and Expenses	2007	Grant to FLORIDA STATE UNIVERSITY for HISTORY OF THE USDA/ARS HUMAN NUTRITION RESEARCH CENTERS: PEOPLE, EVENTS AND ACCOMPLISHMENTS	36,977	Exempt from Competition per 7 CFR 3015.158 Section 3(d); Less than 75K
	Salaries and Expenses	2007	Grant to the NATIONAL ACADEMY OF SCIENCES for THE NATIONAL PLANT GENOME RESEARCH: ACHIEVEMENTS AND FUTURE DIRECTIONS	\$25,000	Exempt from Competition per 7 CFR 3015.158 Section 3(d); Less than 75K
	Salaries and Expenses	2007	Grant to the AMERICAN PHYTOPATHOLOGICAL SOCI. for NATIONAL STEM RUST SYMPOSIUM	18,000	Exempt from Competition per 7 CFR 3015.158 Section 3(d); Less than 75K
	Salaries and Expenses	2007	Grant to the UNIVERSITY OF GUELPH for SUPPORT SIXTH INTERNATIONAL CONFERENCE ON SOAR SEMEN PRESERVATION	3,902	Exempt from Competition per 7 CFR 3015.158 Section 3(d); Less than 75K
	Salaries and Expenses	2007	Grant to the SOC TROPICAL VET MEDICINE for 9TH BIENNIAL CONFERENCE OF THE SOCIETY FOR TROPICAL VETERINARY MEDICINE	3,415	Exempt from Competition per 7 CFR 3015.158 Section 3(d); Less than 75K
	Salaries and Expenses	2007	Grant to PURDUE UNIVERSITY for GENOMICS IN AGRICULTURAL RESEARCH: CONVERGENCE OF GENOMICS AND THE LAND GRANT MISSION	2,439	Exempt from Competition per 7 CFR 3015.158 Section 3(d); Less than 75K

Agency	Account/Program	Fiscal Year	Grant Award	Amount	Reason Grant Was Not Competed or Peer Reviewed
	Salaries and Expenses	2007	Grant to the UNIVERSITY OF ADELAIDE for SYSTEMATICS AND COEVOLUTION OF INSECT HERBIVORES ON CASUARINAS: TESTING PHYLOGENETIC CONGRUENCE FOR SELECTION OF PLANT BIOCONTROL AGENTS	132,000	Exempt from Competition per 7 CFR 3015.158 (d)(5); Impracticable to secure competition. Critical research necessary to accomplish Agency mission.
	Salaries and Expenses	2007	Grant to the OREGON DEPT. OF AGRICULTURE for COLLECTION AND IMPORTATION OF AN EGG PARASITOID, ANAPHES NIPPONICUS FROM CHINA TO THE USA	10,000	Exempt from Competition per 7 CFR 3015.158 Section 3(d); Less than 75K
	Salaries and Expenses	2007	Grant to the KANSAS STATE UNIVERSITY for PREDICTION MODELS AND IMPROVED PRE-HARVEST ESTIMATES OF DEKYNVALENCOL	34,695	Exempt from Competition per 7 CFR 3015.158 Section 3(d); Less than 75K
	Salaries and Expenses	2007	Grant to KANSAS STATE UNIVERSITY for ALIEN CHROMOSOME ENGINEERING AND THE DEPLOYMENT OF A NOVEL SOURCE OF FUSARIUM HEAD BLIGHT RESISTANCE IN WHEAT	29,268	Exempt from Competition per 7 CFR 3015.158 Section 3(d); Less than 75K
	Salaries and Expenses	2007	Grant to VIRGINIA POLY INST & STATE UNIV. for CONTRIBUTION OF LOCAL INOCULUM SOURCES TO REGIONAL ATMOSPHERIC POPULATIONS OF G. ZEAE	24,390	Exempt from Competition per 7 CFR 3015.158 Section 3(d); Less than 75K
	Salaries and Expenses	2007	Grant to NORTH DAKOTA STATE UNIVERSITY for GENOMICS OF THE PCR FOR DETECTION, IDENTIFICATION AND QUANTIFICATION OF FUSARIUM SPP.	35,010	Exempt from Competition per 7 CFR 3015.158 Section 3(d); Less than 75K
	Salaries and Expenses	2007	Grant to AOAC INTERNATIONAL for SUPPORT FOR AOAC CONFERENCE	2,000	Exempt from Competition per 7 CFR 3015.158 Section 3(d); Less than 75K
	Salaries and Expenses	2007	Grant to JOHNS HOPKINS UNIVERSITY for STUDIES IN HUMAN NUTRITION AND DIET AND FOOD COMPOSITION ANALYSIS	645,194	Exempt from Competition per 7 CFR 3015.158 (d)(5); Impracticable to secure competition. Critical research necessary to accomplish Agency mission.
	Salaries and Expenses	2007	Grant to the FUTURE HARVEST-CHESAP. ALLIANCE for MANAGING RISK WITH SPECIALTY CROPS AND ALTERNATIVE MARKETS: IMPROVED RISK ASSESSMENT AND WOMEN FARMERS IN THE MID-ATLANTIC	15,000	Exempt from Competition per 7 CFR 3015.158 Section 3(d); Less than 75K
	Salaries and Expenses	2007	Grant to the BELTING BOTANICAL GARDEN for CONSERVATION AND EXCHANGE OF FRAXINUS SPP.	9,520	Exempt from Competition per 7 CFR 3015.158 Section 3(d); Less than 75K
	Salaries and Expenses	2007	Grant to the UNIV. OF NEW HAMPSHIRE for ANALYSIS OF CORN TISSUES	6,400	Exempt from Competition per 7 CFR 3015.158 Section 3(d); Less than 75K
	Salaries and Expenses	2008	Grant to the PEANUT FOUNDATION for INTERNATIONAL STRATEGIC PLANNING WORKSHOP FOR PEANUT GENOMICS	\$1,951	Exempt from Competition per 7 CFR 3015.158 Section 3(d); Less than 75K
	Salaries and Expenses	2008	Grant to the ECOLOGICAL SOCIETY OF AMERICA for ECOLOGICAL DIMENSIONS OF INSECTS	4,878	Exempt from Competition per 7 CFR 3015.158 Section 3(d); Less than 75K
	Salaries and Expenses	2008	Grant to the SOCIETY OF WETLAND SCIENTISTS for THE SOCIETY OF WETLANDS SCIENTISTS 'CAPITALIZING ON WETLANDS' INTERNATIONAL CONFERENCE	5,000	Exempt from Competition per 7 CFR 3015.158 Section 3(d); Less than 75K
	Salaries and Expenses	2008	Grant to the AMERICAN PHYTOPATHOLOGICAL SOCIETY for NATIONAL CULTURE COLLECTION WORKSHOP	2,419	Exempt from Competition per 7 CFR 3015.158 Section 3(d); Less than 75K
	Salaries and Expenses	2008	Grant to the AMERICAN COAL ASH ASSC (ACAA) for AGRICULTURAL AND INDUSTRIAL USES OF FGD GYPSUM	1,951	Exempt from Competition per 7 CFR 3015.158 Section 3(d); Less than 75K

Agency	Account/Program	Fiscal Year	Grant Award	Amount	Reason Grant Was Not Competed or Past Reviewed
ARS	Economic Research and Analysis	2002	Grant to the IAEA for support of the international conference of agricultural economists	50,000	Exempt from Competition per 7 CFR 3015.158 (d) (2); Less than 75K
		2002	Grant to Tuskegee University for Support of the Annual Professional Agricultural Workers Conference	10,000	Exempt from Competition per 7 CFR 3015.158 (d) (2); Less than 75K
		2003	Grant to the American Agricultural Economics Association (AAEA) for support of the AAEA Annual meeting 7/2003	5,000	Exempt from Competition per 7 CFR 3015.158 (d) (2); Less than 75K
		2003	Grant to Tuskegee University for Support of the Annual Professional Agricultural Workers Conference	10,000	Exempt from Competition per 7 CFR 3015.158 (d) (2); Less than 75K
		2004	Grant to the American Agricultural Economics Association (AAEA) for support of the AAEA Annual meeting 7/2004	15,000	Exempt from Competition per 7 CFR 3015.158 (d) (2); Less than 75K
		2004	Grant to the Organization for Economic Cooperation and Development (OECD) for Developing Tools and Methodologies for Evaluating Agri-Environmental Policies	6,500	Exempt from Competition per 7 CFR 3015.158 (d) (2); Less than 75K
		2004	Organization for Economic Cooperation and Development (OECD) for Partial support of Workshop to Examine the Economic and Environmental Implications of Multifunctionality in Agriculture	100,000	7 CFR Ch. 3015.158 (d) (5) Awards when it is impracticable to secure competition. Project critical to support agency mission.
		2004	Grant to Regional Technology Strategies, Inc. for Conference to support identifying ways that community colleges can more effectively and proactively support and nurture creative enterprise-based economies in rural areas	7,500	Exempt from Competition per 7 CFR 3015.158 (d) (2); Less than 75K
		2005	Grant to the American Agricultural Economics Association (AAEA) for support of the Annual Balbrath Forum	50,000	Exempt from Competition per 7 CFR 3015.158 (d) (2); Less than 75K
		2005	Grant to the American Agricultural Economics Association (AAEA) for support of Bridging the Gap between Agricultural Economics Programs in 1890, 1862, other private Institutions and Government	88,000	Exempt from Competition per 7 CFR 3015.158 (d) (2); Less than 75K
		2005	Grant to C-Pare for Support of C-Pare's Symposium Series	25,000	Exempt from Competition per 7 CFR 3015.158 (d) (2); Less than 75K
		2005	Grant to Cornell University for support of the International Association of Agricultural Economists	10,000	Exempt from Competition per 7 CFR 3015.158 (d) (2); Less than 75K
		2006	Grant to the Research Triangle Institute for Laboratory Research on Estimation of Consumer-Level Food Loss Conversion Factors	40,000	Exempt from Competition per 7 CFR 3015.158 (d) (2); Less than 75K
		2006	Grant to The Urban Institute for support of a study on Comparisons on Estimates of Food Expenditures by Income and Family Size	29,500	Exempt from Competition per 7 CFR 3015.158 (d) (2); Less than 75K
		2006	Grant to The Urban Institute for support of a study on Expenditures on High Sodium Foods by Race and Income: Implications for Food Stamp Program	29,986	Exempt from Competition per 7 CFR 3015.158 (d) (2); Less than 75K

Agency	Account/Program	Fiscal Year	Grant Award	Amount	Reason Grant Was Not Competed or Peer Reviewed
		2006	Grant to Tuskegee University for Support of the Annual Professional Agricultural Workers Conference	\$10,000	Exempt from Competition per 7 CFR 3015.158 (d) (2); Less than 75K
		2007	Grant to Michigan State University for support of a Food Safety Conference in China	25,000	Exempt from Competition per 7 CFR 3015.158 (d) (2); Less than 75K
		2007	Grant to Carnegie-Mellon Institute for research on how labeling regulations on portion size and calorie at restaurants would impact consumer awareness and behavior	20,807	Exempt from Competition per 7 CFR 3015.158 (d) (2); Less than 75K
		2007	Grant to the University of California for support of a Conference on Consumer Prices	50,460	Exempt from Competition per 7 CFR 3015.158 (d) (2); Less than 75K
		2007	Grant to Tuskegee University for Support of the Annual Professional Agricultural Workers Conference	10,000	Exempt from Competition per 7 CFR 3015.158 (d) (2); Less than 75K
APHIS	Salaries and Expenses				Many of the grants are awarded to Agency cooperators in mission-critical programs for which the Federal government provides national oversight. These institutions represent long-standing partners in the fight against pests and diseases as well as wildlife. In some cases the partner is a State Department of Agriculture, in which case the grant is not applicable. (Exempt from Competition per 7 CFR 3015.158 (d).)
		2002	Florida A and M University; National Animal Health Emergency Manager	20,000	This work began with a capacity building initiative with 1890 Land Grant Institutions. FAMU provided an unsolicited proposal seeking support to create an animal health technician program to support their existing curriculum. The Young Rattlers was an outreach effort to local high school students and students enrolled at FAMU in an effort to recruit and expose them to careers in the animal industry.
		2002	Ecological Society of America; Invasive Species	10,000	Funded unsolicited requests/proposals for mission-related conferences.
		2002	Idaho Department of Ag; Invasive Species	5,000	Funded unsolicited request/proposal for mission related project on invasive species.
		2002	Montana State University; Invasive Species	5,000	Funded unsolicited request/proposal for mission-related conference.
		2002	Texas A&M University-College St.; Animal Health Monitoring/Surveillance	18,821	Funded unsolicited request/proposal for mission related project on the behavior of zoo animals.
		2002	Humane Society; Animal Damage Control	5,000	Funded unsolicited requests/proposals for mission-related conferences.
		2002	Wildlife Management Institute; Wildlife Services, Symposium	10,000	Funded unsolicited requests/proposals for mission-related conferences.
		2002	Bird Strike Committee USA; Wildlife Services, Symposium	5,000	Funded unsolicited requests/proposals for mission-related conferences.
		2002	Wildlife Society - Maryland; Wildlife Services, Symposium	5,000	Funded unsolicited requests/proposals for mission-related conferences.
		2002	Inter'l Association of Fish and Wildlife; Wildlife Services, Symposium	10,000	Funded unsolicited requests/proposals for mission-related conferences.
		2002	University of Florida-Gainesville; Brown Citrus Aphid	55,000	Project was indigenous to the State of Florida. University of Florida had the capability and expertise to complete the project in the required timeframe.
		2002	California Dept of Food; Glassy Wing Sharp Shooter	\$3,403,500	The applicant is networked with personnel located in a facility that is highly specialized in accomplishing the extremely complex portion of this work.

Agency	Account/Program	Fiscal Year	Grant Award	Amount	Reason Grant Was Not Competed or Peer Reviewed
		2002	University of California-Riverside; Glassy Wing Sharp Shooter	155,000	The applicant is networked with personnel located in a facility that is highly specialized in accomplishing the extremely complex portion of this work.
		2002	University of California-Riverside; Glassy Wing Sharp Shooter	24,243	The applicant is networked with personnel located in a facility that is highly specialized in accomplishing the extremely complex portion of this work.
		2002	University of California-Riverside; Glassy Wing Sharp Shooter	87,853	The applicant is networked with personnel located in a facility that is highly specialized in accomplishing the extremely complex portion of this work.
		2002	University of California-Davis; Glassy Wing Sharp Shooter	56,868	The applicant is networked with personnel located in a facility that is highly specialized in accomplishing the extremely complex portion of this work.
		2002	University of California-Riverside; Glassy Wing Sharp Shooter	63,718	The applicant is networked with personnel located in a facility that is highly specialized in accomplishing the extremely complex portion of this work.
		2002	University of California-Davis; Glassy Wing Sharp Shooter	13,221	The applicant is networked with personnel located in a facility that is highly specialized in accomplishing the extremely complex portion of this work.
		2002	University of California-Davis; Glassy Wing Sharp Shooter	31,878	The applicant is networked with personnel located in a facility that is highly specialized in accomplishing the extremely complex portion of this work.
		2002	Indiana University; Glassy Wing Sharp Shooter	2,692	The applicant is networked with personnel located in a facility that is highly specialized in accomplishing the extremely complex portion of this work.
		2002	University of California-Davis; Glassy Wing Sharp Shooter	90,775	The applicant is networked with personnel located in a facility that is highly specialized in accomplishing the extremely complex portion of this work.
		2002	University of California-Riverside; Glassy Wing Sharp Shooter	100,164	The applicant is networked with personnel located in a facility that is highly specialized in accomplishing the extremely complex portion of this work.
		2002	University of California-Riverside; Glassy Wing Sharp Shooter	68,246	The applicant is networked with personnel located in a facility that is highly specialized in accomplishing the extremely complex portion of this work.
		2002	University of California-Davis; Glassy Wing Sharp Shooter	20,520	The applicant is networked with personnel located in a facility that is highly specialized in accomplishing the extremely complex portion of this work.
		2002	University of California-Riverside; Glassy Wing Sharp Shooter	274,161	The applicant is networked with personnel located in a facility that is highly specialized in accomplishing the extremely complex portion of this work.
		2002	University of California-Davis; Glassy Wing Sharp Shooter	401,564	The applicant is networked with personnel located in a facility that is highly specialized in accomplishing the extremely complex portion of this work.
		2002	California St University-Bakersfield; Glassy Wing Sharp Shooter	37,676	The applicant is networked with personnel located in a facility that is highly specialized in accomplishing the extremely complex DNA sequencing portion of this work. Discussions with other scientists in this particular field identified the specific facility as very competent in providing the answers to complex systems.



Agency	Account/Program	Fiscal Year	Grant Award	Amount	Reason Grant Was Not Competed or Peer Reviewed
		2002	California Dept of Food; Fruit Fly (Other Than Carib, Mex)	\$1,922,000	CDFA in conjunction with each of the County Departments of Agriculture, are highly trained in this type of survey and already have the trained staff available to conduct these surveys. These agencies under the guidance of USDA and various science advisory panels are given instructions on how to proceed for certain types of pests and diseases. These factors make them the logical choice for these surveys. Division 4 of the Food and Agriculture Code, Section 5111 provides that the Agricultural Commissioner of CA County is authorized to appoint an official to act under the direction of the Secretary of Agriculture.
	Port Valley State Univ; Outreach, African American Activities	2002		59,800	It is designed to offer pre-veterinary students opportunities to study domestic livestock diseases. This partnership with Port Valley State Univ. allows pre-veterinary students to study domestic livestock diseases as well as aid in the diagnosis. This program is not offered at other institutions.
	University of Georgia; Pseudorabies	2002		50,000	Southeastern Cooperative Wildlife Disease Study is the only organization of its type in a state veterinary college with this graduate program.
	University of Illinois; Pseudorabies	2002		79,927	The University of Illinois has the only pseudorabies virus library in the U. S.
	Illinois Dept of Ag; BSE Surveillance in cattle	2002		89,495	Location - Illinois Dept of Ag is retrofitting an area of the Gateway Mall to meet BSE standards. With these improvements along with the addition of a BSE laboratory, Illinois is better equipped to handle the threat of emerging diseases and bioterrorism.
	National Inst for Animal Ag; Pseudorabies	2002		269,464	NIAA develops and disseminates Animal Health and Disease Eradication Program information to industry leaders nationwide. NIAA is the only industry organization that is viewed by the public and industry as a central source on disease program issues.
	Louisiana State Univ; Brucellosis	2002		34,000	LSU is the only source of Brucella abortus RB51-based recombinant vaccine.
	Louisiana State Univ; Brucellosis	2002		70,000	LSU is the only source of Brucella-based recombinant vaccines.
	Texas Ag Experiment St; Equine	2002		242,571	Continuation of Grant competed in prior year.
	Ecological Society of America; Invasive Species	2003		19,000	Funded unsolicited requests/proposals for mission-related conferences
	Kendall State University; Brown Tree Snake	2003		30,000	Funded unsolicited requests/proposals for mission-related conferences
	North Carolina Dept. of Ag; Homeland Security	2003		45,000	This project was in progress and APHIS assisted so that project could be completed. Products could be used by any state.
	Iowa Dept. of Natural Resources; Homeland Security	2003		50,000	This project was in progress and APHIS assisted so that project could be completed. Products could be used by any state.
	State of Iowa; Emergency Programs Support	2003		60,000	This project was in progress and APHIS assisted so that project could be completed. Products could be used by any state.
	University of Georgia; Invasive Species	2003		10,000	Funded unsolicited request/proposal for mission-related invasive species work.
	Wildlife Society; Maryland; Wildlife Society; Maryland	2003		2,500	Funded unsolicited requests/proposals for mission-related conferences
	National Conference of State Leg; Outreach, Legislative	2003		15,000	This outreach organization was selected to continue outreach and assistance on Ag. Policy and help bring about APHIS' greatly needed insight into State legislative concerns.
	Texas A&M University ; Animal Health Monitoring & Surveillance	2003		6,400	Continued work from 2002 project which began as an unsolicited request/proposal for mission-related project on the behavior of zoo animals
	Iowa State University; Animal Health Safeguarding	2003		5,000	Funded unsolicited requests/proposals for mission-related conferences
	Colorado State University; Animal Health Monitoring & Surveillance	2003		25,000	Funded unsolicited requests/proposals for mission-related conferences

Agency	Account/Program	Fiscal Year	Grant Award	Amount	Reason Grant Was Not Committed or Peer Reviewed
		2003	Utrecht University; Tuberculosis	\$80,000	Funded unsolicited request/proposal for mission-related work on the development of new ante-mortem tuberculosis testing of elephants.
		2003	Maryland Dept. of Natural Resources; Wildlife Services, Symposium	5,000	Funded unsolicited requests/proposals for mission-related conferences.
		2003	Wildlife Society-Maryland; Wildlife Services, Symposium	10,000	Funded unsolicited requests/proposals for mission-related conferences.
		2003	Wildlife Management Institute; Wildlife Services, Symposium	10,000	Funded unsolicited requests/proposals for mission-related conferences.
		2003	Utah State University; Wildlife Services, Symposium	5,000	Funded unsolicited requests/proposals for mission-related conferences.
		2003	Grupo de Aesores En Congreso; Wildlife Services, Symposium	5,000	Funded unsolicited requests/proposals for mission-related conferences.
		2003	Purdue University; Wildlife Services, Human Health & Safety	5,000	Funded unsolicited requests/proposals for mission-related conferences.
		2003	Wildlife Society-Maryland; Wildlife Services, Symposium	10,000	Funded unsolicited requests/proposals for mission-related conferences.
		2003	Wildlife Society-Maryland; Wildlife Services, Symposium	2,500	Funded unsolicited requests/proposals for mission-related conferences.
		2003	World Wolf Congress; Wildlife Services, Symposium	2,500	Funded unsolicited requests/proposals for mission-related conferences.
		2003	Nevada Dept. of Wildlife; Wildlife Services Control	290,000	Funded unsolicited requests/proposals for mission-related conferences.
		2003	Purdue University; Wildlife Services Control	5,000	Provide funding for a research project titled "Human Conflicts with Wildlife-Do Perceptions Reflect Reality? Linking Public Perceptions and Attitudes Towards Wildlife With Actual Wildlife Damage" which was already underway by Dr. Shoma Broussard with the Department of Forestry and Natural Resources at Purdue Univ.
					Funded unsolicited requests/proposals for mission-related conferences.
		2003	University of Michigan; Foreign Animal Disease	3,000	The applicant is networked with personnel located in a facility that is highly specialized in accomplishing the extremely complex portion of this work. Part of initial Commodity Credit Corporation request to conduct research for GWSS Continued to finish project.
		2003	University of California at Riverside; Glassy Wing Sharp Shooter	168,547	The applicant is networked with personnel located in a facility that is highly specialized in accomplishing the extremely complex portion of this work. Part of initial Commodity Credit Corporation request to conduct research for GWSS Continued to finish project.
		2003	University of California at Riverside; Glassy Wing Sharp Shooter	65,642	The applicant is networked with personnel located in a facility that is highly specialized in accomplishing the extremely complex portion of this work. Part of initial Commodity Credit Corporation request to conduct research for GWSS Continued to finish project.
		2003	University of California at Davis; Glassy Wing Sharp Shooter	65,672	The applicant is networked with personnel located in a facility that is highly specialized in accomplishing the extremely complex portion of this work. Part of initial Commodity Credit Corporation request to conduct research for GWSS Continued to finish project.
		2003	Indiana University; Glassy Wing Sharp Shooter	16,312	The applicant is networked with personnel located in a facility that is highly specialized in accomplishing the extremely complex portion of this work. Part of initial Commodity Credit Corporation request to conduct research for GWSS Continued to finish project.

Agency	Account/Program	Fiscal Year	Grant Award	Amount	Reason Grant Was Not Completed or Part Reviewed
		2003	University of California at Davis; Glassy Wing Sharp Shooter	\$94,351	The applicant is networked worked with personnel located in a facility that is highly specialized in accomplishing the extremely complex portion of this work. Part of Initial Commodity Credit Corporation request to conduct research for GWSS Continued to finish project.
		2003	University of California at Riverside; Glassy Wing Sharp Shooter	13,200	The applicant is networked worked with personnel located in a facility that is highly specialized in accomplishing the extremely complex portion of this work. Part of Initial Commodity Credit Corporation request to conduct research for GWSS Continued to finish project.
		2003	University of California at Davis; Glassy Wing Sharp Shooter	71,089	The applicant is networked worked with personnel located in a facility that is highly specialized in accomplishing the extremely complex portion of this work. Part of Initial Commodity Credit Corporation request to conduct research for GWSS Continued to finish project.
		2003	University of California at Davis; Glassy Wing Sharp Shooter	89,480	The applicant is networked worked with personnel located in a facility that is highly specialized in accomplishing the extremely complex portion of this work. Part of Initial Commodity Credit Corporation request to conduct research for GWSS Continued to finish project.
		2003	University of California at Riverside; Glassy Wing Sharp Shooter	452,279	The applicant is networked worked with personnel located in a facility that is highly specialized in accomplishing the extremely complex portion of this work. Part of Initial Commodity Credit Corporation request to conduct research for GWSS Continued to finish project.
		2003	University of California at Davis; Glassy Wing Sharp Shooter	103,457	The applicant is networked worked with personnel located in a facility that is highly specialized in accomplishing the extremely complex portion of this work. Part of Initial Commodity Credit Corporation request to conduct research for GWSS Continued to finish project.
		2003	California State University Baker; Glassy Wing Sharp Shooter	24,593	The applicant is networked worked with personnel located in a facility that is highly specialized in accomplishing the extremely complex DNA sequencing portion of this work. Discussions with other scientists in this particular field identified the specific facility as very competent in providing the answers to complex systems. Part of Initial Commodity Credit Corporation request to conduct research for GWSS Continued to finish project.
		2003	California Dept. of Food ; Fruit Fly (other than Caribbean, Mexican	3,509,000	CDFA in conjunction with each of the County Departments of Agriculture, are highly trained in this type of survey and already have the trained staff available to conduct these surveys. These agencies under the guidance of USDA and various science advisory panels are given instructions on how to proceed for certain types of pests and diseases. These factors make them the logical choice for these surveys. Division 4 of the Food and Agriculture Code, Section 5104 provides that the Agricultural Commissioner of a CA County is an enforcement officer and is acting under the direction of the Secretary of Agriculture.

Agency	Account/Program	Fiscal Year	Grant Awarded	Amount	Reason Grant Was Not Completed or Peer Reviewed
		2003	California Dept. of Food ; Gypsy Moth	\$57,579	CDFR in conjunction with each of the County Departments of Agriculture, are highly trained in this type of survey and already have the trained staff available to conduct these surveys. These agencies under the guidance of USDA and various science advisory panels are given instructions on how to proceed for certain types of pests and diseases. These factors make them the logical choice for these surveys. Division 4 of the Food and Agriculture Administration is responsible for the training and certification of the surveyors. The Department of Agriculture of CA County is an enforcement officer and is acting under the direction of the Secretary of Agriculture.
	American Assoc. of Avian Poultry;	2003	Poultry	5,000	Funded unsolicited requests/proposals for mission-related conferences.
	Assoc. of American Veterinary Medicine;	2003	Assec. of American Veterinary Medicine;	5,000	Funded unsolicited proposal for mission-related technical paper.
	Biosecurity	2003	Biosecurity	5,000	Funded unsolicited requests/proposals for mission-related conferences.
	Iowa State University; Miscellaneous	2003	University of Florida; West Nile Virus	100,000	The State of Florida experienced the largest and most severe outbreak of Equine West Nile Virus Encephalitis in 2002.
	University of Florida; West Nile Virus	2003	Fort Valley State University; National	200,000	It is designed to offer pre veterinary students opportunities to study domestic livestock diseases. This partnership with Fort Valley State involves pre veterinary students to study domestic livestock diseases and to gain the diagnosis. This program is not offered at other institutions.
	Fort Valley State University; National	2003	Animal Health Monitoring System		The University of Illinois has the only pseudorabies virus library in the U. S.
	Animal Health Monitoring System	2003	University of Illinois; Swine Health	100,000	NIAA develops and disseminates Animal Health and Disease Eradication Program Information to industry leaders nationwide. NIAA is the only industry organization that is viewed by the public and industry as a central source on disease program issues.
	University of Illinois; Swine Health	2003	National Institute for Animal	43,750	NIAA develops and disseminates Animal Health and Disease Eradication Program Information to industry leaders nationwide. NIAA is the only industry organization that is viewed by the public and industry as a central source on disease program issues.
	National Institute for Animal	2003	Agriculture; National Animal Health		Program Information to industry leaders nationwide. NIAA is the only industry organization that is viewed by the public and industry as a central source on disease program issues.
	Agriculture; National Animal Health	2003	Monitoring System	300,000	Program Information to industry leaders nationwide. NIAA is the only industry organization that is viewed by the public and industry as a central source on disease program issues.
	Monitoring System	2003	University of Minnesota; Scrapie		Program Information to industry leaders nationwide. NIAA is the only industry organization that is viewed by the public and industry as a central source on disease program issues.
	University of Minnesota; Scrapie	2003	Society for Tropical Veterinary	15,000	Program Information to industry leaders nationwide. NIAA is the only industry organization that is viewed by the public and industry as a central source on disease program issues.
	Society for Tropical Veterinary	2003	Medicine; Exotic Animal Disease-		Program Information to industry leaders nationwide. NIAA is the only industry organization that is viewed by the public and industry as a central source on disease program issues.
	Medicine; Exotic Animal Disease-	2003	Other/Any		Program Information to industry leaders nationwide. NIAA is the only industry organization that is viewed by the public and industry as a central source on disease program issues.
	Other/Any	2003	Texas A&M University ; Horses	35,000	Program Information to industry leaders nationwide. NIAA is the only industry organization that is viewed by the public and industry as a central source on disease program issues.
	Texas A&M University ; Horses	2003	Texas A&M University ; Horses	26,512	Program Information to industry leaders nationwide. NIAA is the only industry organization that is viewed by the public and industry as a central source on disease program issues.
	Texas A&M University ; Horses	2004	University of Georgia; Invasive Species	10,000	Program Information to industry leaders nationwide. NIAA is the only industry organization that is viewed by the public and industry as a central source on disease program issues.
	University of Georgia; Invasive Species	2004	University of Missouri; Miscellaneous	2,864	Program Information to industry leaders nationwide. NIAA is the only industry organization that is viewed by the public and industry as a central source on disease program issues.
	University of Missouri; Miscellaneous	2004	Iowa State Univ; Miscellaneous Services	5,000	Program Information to industry leaders nationwide. NIAA is the only industry organization that is viewed by the public and industry as a central source on disease program issues.
	Iowa State Univ; Miscellaneous Services	2004	Wildlife Society - Maryland; Wildlife	10,000	Program Information to industry leaders nationwide. NIAA is the only industry organization that is viewed by the public and industry as a central source on disease program issues.
	Wildlife Society - Maryland; Wildlife	2004	Services, Symposium		Program Information to industry leaders nationwide. NIAA is the only industry organization that is viewed by the public and industry as a central source on disease program issues.
	Services, Symposium	2004	Inter'l Association of Fish & W/L;	10,000	Program Information to industry leaders nationwide. NIAA is the only industry organization that is viewed by the public and industry as a central source on disease program issues.
	Inter'l Association of Fish & W/L;	2004	Wildlife Services, Symposium		Program Information to industry leaders nationwide. NIAA is the only industry organization that is viewed by the public and industry as a central source on disease program issues.
	Wildlife Services, Symposium	2004	Bird Strike Committee USA; Wildlife	5,000	Program Information to industry leaders nationwide. NIAA is the only industry organization that is viewed by the public and industry as a central source on disease program issues.
	Bird Strike Committee USA; Wildlife	2004	International Wolf Center; Wildlife	2,500	Program Information to industry leaders nationwide. NIAA is the only industry organization that is viewed by the public and industry as a central source on disease program issues.
	International Wolf Center; Wildlife	2004	Services, Symposium		Program Information to industry leaders nationwide. NIAA is the only industry organization that is viewed by the public and industry as a central source on disease program issues.
	Services, Symposium	2004	International Wolf Center; Wildlife		Program Information to industry leaders nationwide. NIAA is the only industry organization that is viewed by the public and industry as a central source on disease program issues.
	International Wolf Center; Wildlife	2004	Services, Symposium		Program Information to industry leaders nationwide. NIAA is the only industry organization that is viewed by the public and industry as a central source on disease program issues.

Agency	Account/Program	Fiscal Year	Grant Award	Amount	Reason Grant Was Not Completed or Repr. Reviewed
		2004	South Carolina Dept of Nat Res; Wildlife Services, Symposium	\$7,500	Provide funding for the Southeastern Association of Fish and Wildlife Agencies annual conference. The SC DNR served as the recipient has statutory authority for feral horses in Nevada, No other applicant has the authority, personnel, or equipment to do this project. Recipient also used funds from the Nevada Department of Agriculture and University of Nevada, Reno for the project.
		2004	Nevada Dept of Ag; Wildlife Services Control	30,000	Public Awareness - Grantee supplied matching funds. Federal Share \$5,000.
		2004	Ohio Biological Survey, Inc.; Outreach, Education	5,000	The applicant is networked with personnel located in a facility that is highly specialized in accomplishing the extremely complex DNA sequencing portion of this work. Discussions with other scientists in this particular field identified the specific facility as very competent in providing the answers to complex systems.
		2004	University of California-Riverside; Glassy Ning Sharp Shooter	452,279	CDPA in conjunction with each of the County Departments of Agriculture, are highly training in this type of survey and already have the trained staff available to conduct these surveys. These agencies under the guidance of USDA and various science advisory panels are given instructions on how to proceed for certain types of pests and diseases. These factors make them the logical choice for these surveys. Division 4 of the Food and Agriculture Code, Section 5101 provides that the Agricultural Commissioner of a CA County is an enforcement officer and is acting under the direction of the Secretary of Agriculture.
		2004	California Depart of Food; Fruit Fly (Other than Calif, Mex	4,113,000	CDPA in conjunction with each of the County Departments of Agriculture, are highly training in this type of survey and already have the trained staff available to conduct these surveys. These agencies under the guidance of USDA and various science advisory panels are given instructions on how to proceed for certain types of pests and diseases. These factors make them the logical choice for these surveys. Division 4 of the Food and Agriculture Code, Section 5101 provides that the Agricultural Commissioner of a CA County is an enforcement officer and is acting under the direction of the Secretary of Agriculture.
		2004	California Depart of Food; Asian Gypsy Moth	192,979	CDPA in conjunction with each of the County Departments of Agriculture, are highly training in this type of survey and already have the trained staff available to conduct these surveys. These agencies under the guidance of USDA and various science advisory panels are given instructions on how to proceed for certain types of pests and diseases. These factors make them the logical choice for these surveys. Division 4 of the Food and Agriculture Code, Section 5101 provides that the Agricultural Commissioner of a CA County is an enforcement officer and is acting under the direction of the Secretary of Agriculture.
		2004	Arizona Cotton Research; Boll Weevil	13,000	The Arizona Cotton Research and Protection Council poses pertinent and specialized experience for the coordination of this program. The Council is highly trained and experienced with the pest and is essential for overall coordination. With the grantees and the State Univ. allows preterinary students to study domestic livestock diseases as well as aid in the diagnosis. This program is not offered at other institutions.
		2004	Fort Valley State University; Nat'l Animal Health Monitor Sys	200,000	The University of Illinois has the only pseudorabies virus library in the U. S.
		2004	University of Illinois; Swine Health	70,000	NIAA develops and disseminates Animal Health and Disease Eradication Program information in industry leaders nationwide. NIAA is the only industry organization that is viewed by the public and industry as a neutral source on disease program issues.
		2004	Nat'l Institute for Animal Ag; Animal Health Safeguarding	185,482	ISU is the only researcher working on the development and use of the VRKSI, rough Brucella suis vaccine for use in cattle.
		2004	Louisiana State University; Brucellosis	15,000	ISU is the only researcher working on the development and use of the VRKSI, rough Brucella suis vaccine for use in cattle.
		2004	Louisiana State University; Pseudorabies	25,000	This was a continuation of previous years grant in which 75000 competed for against multiple other researchers the prior year.
		2004	Texas Ag Experiment Station; Horses	198,400	

Agency	Account/Program	Fiscal Year	Grant Award	Amount	Reason Grant Was Not Completed or Peer Reviewed
		2004	University of Delaware; Avian Influenza	\$250,000	Between February 5, 2004, and April 15, 2004, the poultry industry on the Delmarva Peninsula responded aggressively to two outbreaks of low pathogenicity H7N2 avian influenza (AI). The grant reimbursed the Cooperator for their services. An APHIS Form 63 was submitted. Between February 5, 2004, and April 15, 2004, the poultry industry on the Delmarva Peninsula responded aggressively to two outbreaks of low pathogenicity H7N2 avian influenza (AI). The grant reimbursed the Cooperator for their services. This agreement was continued in FY05 but was changed to a cooperative agreement with the following number 05-9624-0365CA and the award amount was \$40,000. Funded unsolicited requests/proposals for mission-related conferences.
		2004	Maryland Dept of Ag; Avian Influenza	50,000	Between February 5, 2004, and April 15, 2004, the poultry industry on the Delmarva Peninsula responded aggressively to two outbreaks of low pathogenicity H7N2 avian influenza (AI). The grant reimbursed the Cooperator for their services. This agreement was continued in FY05 but was changed to a cooperative agreement with the following number 05-9624-0365CA and the award amount was \$40,000. Funded unsolicited requests/proposals for mission-related conferences.
		2005	Inter'l Ecotourism Society; National Animal Health Emergency Manager	11,574	Funded unsolicited requests/proposals for mission-related conferences.
		2005	Institute of Forest Biotechnology;	15,000	Funded unsolicited requests/proposals for mission-related conferences.
		2005	Oregon State University; Biotechnology	44,000	The recipient was chosen because the Principal Investigator had already conducted identical work at this location in prior years. This gave her in-depth knowledge of the problem, its history, the local regulatory, and the individuals responsible for the problem. That the Principal Investigator had sponsored similar conferences in the past and the University personnel are experts in the field covered by the conference.
		2005	Northwest Missouri State Univ; Biotechnology	20,000	The award was in support of scheduled workshops and for the development of GIS system to allow better management of interest in crops in the State. No other cooperator expressed an interest in this type of assistance award.
		2005	Hawaii Dept of Ag; Biotechnology	47,787	Grantee had expert knowledge in the area of services requested and was the best qualified because of their involvement in biotech research and prior meetings they had sponsored in this field.
		2005	National Corn Growers; Biotechnology	29,435	Grantee has extensive experience in selecting and providing support to a group of experts in the field, thereby producing quality reports in a timely fashion. Grantee successfully produced a similar report several years prior to this grant being awarded. Funded unsolicited requests/proposals for mission-related conferences.
		2005	National Academies; Animal Health Safeguarding	50,000	Funded unsolicited requests/proposals for mission-related conferences.
		2005	Pan American Health Organization; Rabies	10,000	Funded unsolicited requests/proposals for mission-related conferences.
		2005	Minorities in Natural Resources; Wildlife Services, Symposium	5,000	Funded unsolicited requests/proposals for mission-related conferences.
		2005	Inter'l Assoc of Fish & Wildlife Ag; Wildlife Management Institute; Wildlife Services, Symposium	3,500	Funded unsolicited requests/proposals for mission-related conferences.
		2005	North Dakota Game & Fish Dept; Wildlife Services, Symposium	10,000	Funded unsolicited requests/proposals for mission-related conferences.
		2005	Wildlife Society-Maryland; Wildlife Services, Symposium	2,500	Funded unsolicited requests/proposals for mission-related conferences.
		2005	Pan American Health Organization; Wildlife Services, Symposium	1,000	Funded unsolicited requests/proposals for mission-related conferences.
		2005	Wisconsin Dept of Natural Resources; Wildlife Services, Symposium	5,000	Funded unsolicited requests/proposals for mission-related conferences.
		2005	Western Assoc of Fish & Wildlife; W/L Wildlife Society - Maryland; Wildlife Services, Symposium	5,000	Funded unsolicited requests/proposals for mission-related conferences.
		2005	Inter'l Assoc of Fish & Wildlife Ag; Wildlife Services, Symposium	3,000	Funded unsolicited requests/proposals for mission-related conferences.
		2005	Wildlife Services, Symposium	10,000	Funded unsolicited requests/proposals for mission-related conferences.
		2005	Wildlife Services, Symposium	10,000	Funded unsolicited requests/proposals for mission-related conferences.

Agency	Account/Program	Fiscal Year	Grant Award	Amount	Reason Grant Was Not Completed or Peer Reviewed
		2005	Nevada Dept of Agr, Wildlife Services Control/Research	\$30,000	Recipient has statutory authority for feral horses in Nevada. No other applicant has the authority, personnel, or equipment to do this project. Recipient also used funds from the Nevada Department of Agriculture and University of Nevada, Reno for the project.
		2005	The Wild Animal Infirmary for NV; Displaced Wildlife	50,000	Recipient is the only organization with required Federal permits and authority in this geographical area with necessary personnel, facility, and equipment able to conduct this of type of wildlife work.
		2005	Wild Wing Projects, Inc.; Displaced Wildlife	50,000	Recipient is the only organization with required Federal permits and authority in this geographical area with necessary personnel, facility, and equipment able to conduct this of type of wildlife work.
		2005	University of California-Davis; Sudden Oak Death	22,000	Project was indigenous to the State of California. University of California-Davis has the capability and equipment to conduct this work. University is a certified testing facility and is in proximity to the nursery. Used this facility to also reduce interstate movement.
		2005	Indiana University; Glassy Wing Sharp Shooter	3,710	The applicant is networked with personnel located in a facility that is highly specialized in accomplishing the extremely complex portion of this work. Key personnel.
		2005	University of California-Riverside; Glassy Wing Sharp Shooter	476,991	The applicant has key personnel for project.
		2005	California Dept of Food; Fruit Fly (Other Than Carib, Mex	1,800,000	CDFA in conjunction with each of the County Departments of Agriculture, are highly trained in this type of survey and already have the trained staff available to conduct these surveys. These agencies under the guidance of USDA and various science advisory panels are given instructions on how to proceed for certain types of pests and diseases. These factors make them the logical choice for these surveys. Division 4 of the Food and Agriculture Code, Section 5101 provides that the Agricultural Commissioner of a CA County is an enforcement officer and is acting under the direction of the Secretary of Agriculture.
		2005	California Dept of Food; Fruit Fly (Other Than Carib, Mex	2,717,000	CDFA in conjunction with each of the County Departments of Agriculture, are highly trained in this type of survey and already have the trained staff available to conduct these surveys. These agencies under the guidance of USDA and various science advisory panels are given instructions on how to proceed for certain types of pests and diseases. These factors make them the logical choice for these surveys. Division 4 of the Food and Agriculture Code, Section 5101 provides that the Agricultural Commissioner of a CA County is an enforcement officer and is acting under the direction of the Secretary of Agriculture.
		2005	California Dept of Food; Asian Gypsy Moth	88,281	CDFA in conjunction with each of the County Departments of Agriculture, are highly trained in this type of survey and already have the trained staff available to conduct these surveys. These agencies under the guidance of USDA and various science advisory panels are given instructions on how to proceed for certain types of pests and diseases. These factors make them the logical choice for these surveys. Division 4 of the Food and Agriculture Code, Section 5101 provides that the Agricultural Commissioner of a CA County is an enforcement officer and is acting under the direction of the Secretary of Agriculture.
		2005	Arizona Cotton Research and Pr; Boll Weevil	88,281	The Arizona Cotton Research and Protection Council posess pertinent and specialized experience for the coordination of this program. The personal contacts associated with the grantee are unique and essential for overall coordination.

Agency	Account/Program	Fiscal Year	Grant Award	Amount	Reason Grant Was Not Competed or Peer Reviewed
		2005	Idaho Dept of Lands; Gypsy Moth	\$363,969	Applicant has years of experience in gypsy moth survey and control. has the facilities and has been the lead agency in Idaho for GM control. Applicant also has experience and contacts in similar actions for BOM.
		2005	Assoc of American Veterinary Med; Animal Health Safeguarding	7,000	Funded unsolicited requests/proposals for mission-related conferences.
		2005	Wisconsin Dept of Natural Resources; Chronic Wasting Disease	10,000	Funded unsolicited requests/proposals for mission-related conferences.
		2005	American Meat Science Assoc; Biosecurity	5,000	Funded unsolicited requests/proposals for mission-related conferences.
		2005	Federal of Animal Science Soc; Avian Influenza	5,000	Funded unsolicited requests/proposals for mission-related conferences.
		2005	US Animal Health Assoc; John's Disease	6,000	Funded unsolicited requests/proposals for mission-related conferences.
		2005	Fort Valley State University; National Animal Health Monitor Sys	200,000	It is designed to offer pre-veterinary students opportunities to study domestic livestock diseases. This partnership with Fort Valley State Univ. allows pre-veterinary students to study domestic livestock diseases as well as aid in the diagnosis. This program is not offered at other institutions.
		2005	Iowa State University; Foreign Animal Disease	233,200	Funded unsolicited requests/proposals for mission-related proposal.
		2005	National Institute for Animal Ag; Animal Health Safeguarding	193,865	NIAA develops and disseminates Animal Health and Disease Eradication Program Information to industry leaders nationwide. NIAA is the only industry organization that is viewed by the public and industry as a neutral source on disease program issues.
		2005	Society of Tropical Veterinary Med; Animal Health Safeguarding	15,000	Funded unsolicited requests/proposals for mission-related conferences.
		2005	Texas A&M University-College Station; Horses	99,963	This is continuation of previous years Grant which TAMU competed and was awarded. TAMU has been the lead agency for the year. There was an outbreak of Taura Syndrome virus in the Texas shrimp farming industry. TAMU would do surveillance.
		2005	Texas A&M University-Corpus Christi; Aquatic Animal Health	50,188	This critical outreach conference / activity is an ongoing outreach to highlight best-management-practices and critical updates in invasive Species Management i.e. Avian Influence for tribal students studying the topic, enabling wildlife biologists to share insights, and educators in this field.
		2006	Wildlife Society; National Animal Health Emergency Manager	8,000	No other tribe or area in the US has sylvatic plague. The tribe requested assistance from the Wildlife Services under our Authority to prevent the spread of severe illnesses to wildlife, pets, and human beings.
		2006	Ogala Sioux Tribe; Outreach, Native American	20,000	Funded unsolicited request/proposal for mission-related conference.
		2006	International Society for Biosafety Research; Biosecurity	50,000	Funded unsolicited request/proposal for mission-related conference.
		2006	Wildlife Management Institute; Wildlife Services, Symposium	10,000	Funded unsolicited request/proposal for mission-related conference.
		2006	Wildlife Society; Wildlife Services, Symposium	10,000	Funded unsolicited request/proposal for mission-related conference.
		2006	Association of Fish and Wildlife Agencies; Wildlife Services, Symposium	10,000	Funded unsolicited request/proposal for mission-related conference.
		2006	Ottawa Laboratory Followfield; Wildlife Services, Symposium	7,500	Funded unsolicited request/proposal for mission-related conference.
		2006	Bird Strike Committee USA; Wildlife Services, Surveillance	5,000	Funded unsolicited request/proposal for mission-related conference.
		2006	Delaney Meeting and Event Management; Wildlife Services, Symposium	1,500	Provide funding for the Northeast Association of Fish and Wildlife Agencies annual conference. Delaney Meeting and Event Management Served as the point of contact for all funding.



Agency	Account/Program	Fiscal Year	Grant Award	Amount	Reason Grant Was Not Competed or Peer Reviewed
		2006	California Oak Mortality Task Force; Emerging Plant Pests, Miscellaneous Pests	\$12,000	Funded unsolicited requests/proposals for mission-related conferences.
		2006	University of California; Emerging Plant Pests, Glasswinged Sharpshooter	402,336	The applicant is networked with personnel located in a facility that is highly specialized in accomplishing the extremely complex portion of this work. Key personnel.
		2006	University of California; Emerging Plant Pests, Glasswinged Sharpshooter	225,000	The applicant is networked with personnel located in a facility that is highly specialized in accomplishing the extremely complex portion of this work. Key personnel.
		2006	California Department of Food & Agriculture; Fruit Fly (Other than Caribbean, Mexican, Oriental, Medfly)	119,000	CDFA in conjunction with each of the County Departments of Agriculture, are highly trained in this type of survey and already have the trained staff available to conduct these surveys. These personnel are highly experienced and have been successful in these surveys. These factors make them the logical choice for these surveys. Division 4 of the Food and Agriculture Code, Section 5101 provides that the Agricultural Commissioner of a CA County is an enforcement officer and is acting under the direction of the Secretary of Agriculture.
		2006	California Department of Food & Agriculture; Fruit Fly (Other than Caribbean, Mexican, Oriental, Medfly)	3,390,000	CDFA in conjunction with each of the County Departments of Agriculture, are highly trained in this type of survey and already have the trained staff available to conduct these surveys. These agencies under the guidance of USDA and various science advisory panels are given instructions on how to proceed for certain types of pests and diseases. These factors make them the logical choice for these surveys. Division 4 of the Food and Agriculture Code, Section 5101 provides that the Agricultural Commissioner of a CA County is an enforcement officer and is acting under the direction of the Secretary of Agriculture.
		2006	Arizona Cotton Research and Protection Council; Boll Weevil	10,000	The Arizona Cotton Research and Protection Council posse's pertinent and specialized experience for the coordination of this program. The personal contacts associated with their grantee are unique and essential for overall coordination.
		2006	Idaho Department of Lands; Asian Gypsy Moth	99,007	Applicant has years of experience in gypsy moth survey and control, has the facilities and has been the lead agency in Idaho for GM control. Applicant also has experience and contacts in similar actions for European GM.
		2006	Louisiana State University; Aquatic Animal Health	5,000	Funded unsolicited requests/proposals for mission-related conferences.
		2006	Florida A&M University; Biosecurity	79,232	It is designed to offer pre-veterinary students opportunities to study zoonotic livestock diseases. This partnership with Fort Valley State University provides students with hands-on experience with livestock diseases as well as aid in the diagnosis. This program is not offered at other institutions.
		2006	Iowa State University; Other - Not Included Elsewhere	289,163	Funded unsolicited requests/proposals for mission-related proposal.
		2006	National Institute for Animal Agriculture; Animal Health Safeguarding	157,607	NIAA develops and disseminates Animal Health and Disease Eradication Program information to industry leaders nationwide. NIAA is the only industry organization that is viewed by the public and industry as a neutral source on disease program issues.
		2006	National Institute for Animal Agriculture; Animal Health Safeguarding	99,250	NIAA develops and disseminates Animal Health and Disease Eradication Program information to industry leaders nationwide. NIAA is the only industry organization that is viewed by the public and industry as a neutral source on disease program issues.

Agency	Account/Program	Fiscal Year	Grant Award	Amount	Reason Grant Was Not Competed or Peer Reviewed
		2006	National Institute for Animal Agriculture; Outreach, Education	\$5,000	Funded unsolicited requests/proposals for mission-related conferences
		2007	International Ecotourism Society; Miscellaneous Services	10,000	Funded unsolicited requests/proposals for mission-related conferences
		2007	Association of Schools of Public Health; Outreach, Education	50,000	Funded unsolicited requests/proposals for mission-related conferences
		2007	Oklahoma Black Historical Research Project, Inc.; Outreach, African American	7,500	Funded unsolicited requests/proposals for mission-related conferences
		2007	University of Minnesota; Invasive Species	10,000	Funded unsolicited requests/proposals for mission-related proposal conferences
		2007	Federation of Southern Cooperatives; Outreach, African American	10,000	Funded unsolicited requests/proposals for mission-related conferences
		2007	Institute of Forest Biotechnology; Biotechnology Regulatory Services	15,000	Funded unsolicited request/proposal for mission-related conference
		2007	Association of Official Seed Certifying Agencies; Biotechnology Regulatory Services	60,000	AOSCA sets the standards for isolation distances related to this project. They are uniquely qualified to develop the white paper associated with their work.
		2007	Ministry of Agriculture, Directorate General of Livestock Services of the Republic of Indonesia; Avian Influenza, High Path	24,000	The Directorate General of Livestock Services has access to all the information regarding avian influenza in the country and has the best method of relaying the information on vaccines.
		2007	Regional Center for Animal Health; Avian Influenza, Live Bird Markets, High Path	69,000	Due to the multi-international organizational nature of this center and the type of training programs that are provided for the veterinary infrastructure of west/central Africa region no other location or organizational structure is qualified to support the regulatory technical trainings.
		2007	Mississippi Board of Animal Health; Avian Influenza	49,496	The unique factors involved in this project center around the lack of research in the area of foam depopulation. The applicant has unique relationships with the area poultry industry and access to experimental birds. The applicant has already constructed a workable prototype gassing system and conducted pilot studies to validate its potential.
		2007	Minorities in Natural Resources; Wildlife Services, Symposium	5,000	Funded unsolicited requests/proposals for mission-related conferences
		2007	Wildlife Management Institute; Wildlife Services, Symposium	10,000	Funded unsolicited requests/proposals for mission-related conferences
		2007	Wildlife Society; Wildlife Services, Symposium	5,000	Funded unsolicited requests/proposals for mission-related conferences
		2007	Wildlife Society; Wildlife Services, Symposium	10,000	Funded unsolicited requests/proposals for mission-related conferences
		2007	Association of Fish and Wildlife Agencies; Wildlife Services, Symposium	10,000	Funded unsolicited requests/proposals for mission-related conferences
		2007	Delaney Meeting and Event Management; Wildlife Services, Symposium	3,000	Funded unsolicited requests/proposals for mission-related conferences
		2007	Midwest Association of Fish and Wildlife Agencies; Wildlife Services, Symposium	3,000	Funded unsolicited requests/proposals for mission-related conferences
		2007	North Carolina State University; Outreach, Education	3,000	Funded unsolicited proposal for an adjunct award.
		2007	Texas Cooperative Extension, Texas A&M University System; Imported Fire Ant Pests, Glasswinged Sharpshooter	3,000	The cooperator has conducted hay trials in fire ant infested areas.
		2007		402,336	The applicant is networked with personnel located in a facility that is highly specialized in accomplishing the extremely complex portion of this work.

Agency	Account/Program	Fiscal Year	Grant Award	Amount	Reason Grant Was Not Completed or Pear Reviewed
		2007	University of California, Emerging Plant Pests, Glasswinged Sharpshooter	\$225,000	The applicant is networked with personnel located in a facility that is highly specialized in accomplishing the extremely complex portion of this work.
		2007	California Department of Food and Agriculture; Fruit Fly (Other than Caribbean, Mexican, Oriental, Medfly)	3,943,000	CDFA in conjunction with each of the County Departments of Agriculture, are highly trained in this type of survey and already have the trained staff available to conduct these surveys. These agencies under the guidance of USDA and various science advisory panels are given instructions on how to proceed for certain types of pests and diseases. These factors make them the logical choice for these surveys. Division 4 of the Food and Agriculture Code, Section 5101 provides that the Agricultural Commissioner of a CA County is an enforcement officer and is acting under the direction of the Secretary of Agriculture.
		2007	California Department of Food and Agriculture; Pest Detection	650,000	CDFA and County departments of Agriculture, are highly trained in this type of survey and certification enforcement and already have the trained staff available to conduct these activities. These regulatory agencies, under the guidance of USDA and various science advisory panels, are given instructions on how to proceed for certain types of pests and diseases. These factors make them the logical choice for these surveys and certification enforcement.
		2007	Idaho Department of Lands; Asian Gypsy Moth	113,962	The Arizona Cotton Research and Protection Council has pertinent and specialized experience for the coordination of this program. The personal contacts associated with their grantees are unique and essential for overall coordination.
		2007	American Society for Microbiology; John's Bluffs	10,000	Funds unsolicited request.
		2007	John's Bluffs Schools; Outreach, African American	2,500	Funded unsolicited outreach request
		2007	Fort Valley State University; National Animal Health Monitoring System	200,000	It is designed to offer pre-veterinary students opportunities to study domestic livestock diseases. This partnership with Fort Valley State Univ. allows pre-veterinary students to study domestic livestock diseases as well as aid in the diagnosis. This program is not offered at other institutions.
		2007	Iowa State University; Foreign Animal Disease	49,000	Funded unsolicited requests/proposals for mission-related proposal
		2007	National Institute for Animal Agriculture; Animal Health Safeguarding	279,250	The National Institute for Animal Agriculture (NIAA) is a non-profit organization that has worked with APHIS on many disease eradication and control efforts for many years. NIAA has a unique membership base that brings industry leaders and decision makers together with state and federal regulatory officials, the veterinary profession and the research community. The organization routinely distributes information to its membership. Funding provided by the Agency was used to include information concerning our animal disease eradication and control programs in their distributions.
		2007	University of Minnesota; John's Disease	40,763	This grant is a continuation of a grant that was originally competed. The University of Minnesota already has the model that is used for this program.
		2007	Society for Tropical Veterinary Medicine; Foreign Animal Disease	15,000	Funded unsolicited requests/proposals for mission-related conferences.

Agency	Account/Program	Fiscal Year	Grant Award	Amount	Reason Grant Was Not Completed or Peer Reviewed
		2007	Pennsylvania Department of Agriculture; National Animal Identification System	\$100,000	The PA Department of Agriculture plays a vital role in preparing for rapid and efficient responses to animal health emergencies and they have regulatory authority to control and eradicate avian influenza. PA is a major supplier of birds into the live bird marketing system (LBMS). A large amount of the birds testing positive for disease trace back to PA. Since this project would impact animal agriculture and disease traceability the grantee was chosen to work in a collaborative effort with the PA Poultry Industry and private vendors to develop a successful application of microtag ID technology for bird tracking to improve biosecurity in the live bird marketing system.
		2008	University of Delaware; Avian Influenza	131,489	The unique factors involved in this project center around the lack of research in the area of foam depopulation. The applicant has unique access to facilities, personnel, and experimental animals important to this effort.
		2008	Minorities in Natural Resources; Wildlife Services, Symposium	5,000	Funded unsolicited requests/proposals for mission-related conferences
		2008	Wildlife Management Institute; Wildlife Services, Symposium	12,500	Funded unsolicited requests/proposals for mission-related conferences
		2008	Virgin Islands Department of Agriculture; Tropical Bont Tick	149,125	This is a continuation project of previous years grants.
FAS	FSA-Georgia (DOS) 04-05	2004	Grant to Georgia Institute of Public Affairs for rural development projects support	76,356	Grant was to a local partner as selected in collaboration with the American Embassy in Tbilisi
	Biotech Outreach	2005	Grant to Black Sea Biotech Association, Bulgaria for ongoing biotechnology outreach work	200,000	International organization organizing the conference and outreach activities
	Biotech Outreach	2005	Donald Danforth Plant Science Center	30,000	USAID earmarked funds to support Danforth seminar on researcher's role in the 2nd Meeting of the Parties (MOP2) of the Convention on Biological Diversity.
	FSA-Georgia (DOS) 05-06	2005	Grant to Georgia Institute of Public Affairs for rural development projects support	259,445	Grant was to a local partner as selected in collaboration with the American Embassy in Tbilisi
	Animal Health	2006	Grant to Inter-American Institute for Cooperation on Agriculture (IICA), Costa Rica for travel expenses for participants to attend an avian influenza prevention workshop	44,404	International organization organizing the conference
	Biotech Outreach	2006	Grant to Inter-American Institute for Cooperation on Agriculture (IICA), Costa Rica for travel expenses for participants to attend at MPO3 meeting on the Cartagena Protocol	40,000	International organization organizing the conference
	FSA-Georgia (DOS) 06-07	2006	Grant to Georgia Institute of Public Affairs for rural development projects support	250,000	Grant was to a local partner as selected in collaboration with the American Embassy in Tbilisi
	U.S.-India Agricultural Knowledge Initiative	2006	Grant to NASULGC, USA for competitive grants to universities and non-profit organizations.	800,000	USDA granted funds to the National Association of State Universities and Land Grant Colleges (NASULGC), a non-profit organization representing all State Universities and Land Grant Colleges, which in turn solicited proposals from educational institutions and awarded competitive sub-grants for activities implementing projects in two focus areas of the U.S.-India Agricultural Knowledge Initiative - university capacity building and water management.

Agency	Account/Program	Fiscal Year	Grant Award	Amount	Reason Grant Was Not Completed or Peer Reviewed
FNS	FSA-Armenia SFS	2007	Grant to Center for Agribusiness and Rural Development	\$260,939	Grant to local partner with on-going partnership to implement USDA technical assistance
	Biotech Outreach	2007	Grant to Pannonian Plant Biotech Association (PPBA)	5,000	Support local workshop on western corn rootworm
	Biotech Outreach	2007	Grant to Public Research and Regulation Initiative (PRRI)	50,000	Support participation of international researchers in biotech outreach event.
	Codex Outreach & Appropriated End of Year Funds	2007	Grant to the World Health Organization Codex Trust Fund	150,000	World Health Organization is the only approved organization to provide travel assistance to developing countries for official Codex Alimentarius sessions
	FSA-Georgia (DOS) 07-	2007	Grant to Georgia Institute of Public Affairs for rural development projects support	70,544	Grant was to a local partner as selected in collaboration with the American Embassy in Tbilisi
	FSA-Armenia SFS	2008	Grant to Center for Agribusiness and Rural Development	44,000	Continuation of work with local partner
	FSA-Georgia (DOS) 10-07	2008	Grant to Georgia Institute of Public Affairs for rural development projects support	193,948	Grant was to a local partner as selected in collaboration with the American Embassy in Tbilisi
	FSA-Armenia (DOS) 10-07	2008	Grant to Center for Agribusiness and Rural Development for rural development projects support	1,150,000	Grant was to a local partner as selected in collaboration with the American Embassy in Yerevan
	FSA-Georgia (DOS) 10-07	2008	Grant to Georgian State Agricultural University	34,980	Grant was to a local partner as selected in collaboration with the American Embassy in Tbilisi
	FSA-Armenia (DOS) 10-07	2008	Grant to FICA Project Armenia	600,000	Grant was to the American arm of a local partner as selected in collaboration with the American Embassy in Yerevan
FNS	FSA-Armenia Animal and Plant Health	2008	Grant to Georgian Institute of Public Affairs (GIPA)	154,810	Continuation of work with local partner
	Child Nutrition Programs	2004	The National Academies - Food Forum	10,000	Unique project - Science and technology leaders (including FSIS, EPA, FDA) addressing food safety and nutrition issues impacting FNS' programs
	Child Nutrition Programs	2006	The National Academies - Food Forum	10,000	Unique project - Science and technology leaders (including FSIS, EPA, FDA) addressing food safety and nutrition issues impacting FNS' programs
	Special Supplemental Nutrition Program	2004	Association of State & Territorial Public Health Nutrition Directors	127,783	Unique project - The ASPHND survey provides the only comprehensive source of workforce data on the public health nutrition workforce in MIC
	Special Supplemental Nutrition Program	2005	Association of State & Territorial Public Health Nutrition Directors	28,022	Continuing work - Completion of final survey report.
	Fresh Fruits & Vegetable Program	2005	Mississippi Department of Education	1,152,123	Congress expanded a pilot program. States were selected based on poverty, obesity, fruit and vegetable consumption, and school lunch participation.

Agency	Account/Program	Fiscal Year	Grant Award	Amount	Reason Grant Was Not Completed or Peer Reviewed
NRCS	Fresh Fruits & Vegetable Program	2005	North Carolina Department of Public Instruction	\$905,444	Congress expanded a pilot program. States were selected based on poverty, obesity, fruit and vegetable consumption, and school lunch participation.
	Fresh Fruits & Vegetable Program	2005	Pennsylvania Department of Education	1,207,934	Congress expanded a pilot program. States were selected based on poverty, obesity, fruit and vegetable consumption, and school lunch participation.
	Fresh Fruits & Vegetable Program	2005	Washington Superintendent of Public Instruction	772,044	Congress expanded a pilot program. States were selected based on poverty, obesity, fruit and vegetable consumption, and school lunch participation.
	Fresh Fruits & Vegetable Program	2005	Arizona Department of Education	156,845	Congress expanded a pilot program. States were selected based on poverty, obesity, fruit and vegetable consumption, and school lunch participation.
	Fresh Fruits & Vegetable Program	2005	South Dakota Department of Education and Cultural Affairs	339,707	Congress expanded a pilot program. States were selected based on poverty, obesity, fruit and vegetable consumption, and school lunch participation.
	Fresh Fruits & Vegetable Program	2006	Mississippi Department of Education	1,297,153	Congress expanded a pilot program. States were selected based on poverty, obesity, fruit and vegetable consumption, and school lunch participation.
	Fresh Fruits & Vegetable Program	2006	North Carolina Department of Public Instruction	1,238,295	Congress expanded a pilot program. States were selected based on poverty, obesity, fruit and vegetable consumption, and school lunch participation.
	Fresh Fruits & Vegetable Program	2006	Pennsylvania Department of Education	1,492,339	Congress expanded a pilot program. States were selected based on poverty, obesity, fruit and vegetable consumption, and school lunch participation.
	Fresh Fruits & Vegetable Program	2006	Washington Superintendent of Public Instruction	922,337	Congress expanded a pilot program. States were selected based on poverty, obesity, fruit and vegetable consumption, and school lunch participation.
	Fresh Fruits & Vegetable Program	2006	Arizona Department of Education	207,521	Congress expanded a pilot program. States were selected based on poverty, obesity, fruit and vegetable consumption, and school lunch participation.
	Fresh Fruits & Vegetable Program	2006	South Dakota Department of Education and Cultural Affairs	444,547	Congress expanded a pilot program. States were selected based on poverty, obesity, fruit and vegetable consumption, and school lunch participation.
	Special Supplemental Nutrition Program	2007	U.S. Breastfeeding Committee	56,560	Unique project - Meets Congressional directive that the Secretary partner with stakeholders to build supportive breastfeeding environments.
	Child Nutrition Programs	2007	Texas A&M University	248,578	Unique project - Supports the development of technical assistance materials that would foster the increased consumption of whole grains by school children and supports implementation of the 2005 Dietary Guidelines for Americans in school meals.
	Conservation Technical Assistance	2002	Grant to the National Council for Science and the Environment	5,000	Exhibit space fee as co-sponsor.
	Conservation Technical Assistance	2003	Grant to Statewide Noxious Weed Awareness (SNWA) Group - Montana	21,000	SNWA uniquely qualified to provide educational awareness outreach regarding impacts of noxious weeds
	Conservation Technical Assistance	2003	Grant to Kootenai College	30,000	Uniquely qualified (sole source) with experience in forestry based greenhouse gas reduction projects (carbon sequestration technological development addressing international key standards and

Agency	Account/Program	Fiscal Year	Grant Award	Amount	Reason Grant Was Not Competed or Peer Reviewed
RMA	Administrative and Operating Expenses	2002	Award to The National FFA	\$50,000	No organization besides the National Future
		2003	Award to The National FFA	50,000	Farmers of America (FFA) exists that could
		2004	Award to The National FFA	50,000	perform this task with FFA student members
		2005	Award to The National FFA	50,000	
		2006	Award to The National FFA	50,000	
		2007	Award to The National FFA	50,000	
		2008	Award to The National FFA	50,000	
	Administrative and Operating Expenses AREA	2003	Award to Tarleton State University	3,559,050	This award was not competed because of the
		2007	Award to Tarleton State University	3,559,050	strict legislative qualifications for the entity to
		2008	Award to Tarleton State University	3,600,000	be selected to perform the work

## HURRICANE RELIEF ASSISTANCE

Ms. DeLauro: Please update the information provided on pages 384-389 of last year's hearing volume regarding costs incurred by agency for hurricane-related response activities, and a description of the activities conducted.

Response: In addition to funds provided in the Hurricane Supplemental, the Food and Nutrition Service (FNS) led the Federal nutrition response to the hurricanes by providing over \$900 million in emergency food stamps to impacted states. The Agricultural Marketing Service (AMS) spent \$1.9 million of Section 32 funds for hurricane relief to purchase commodities such as fruits, vegetables, canned meat, and ground beef. In addition, the Farm Service Agency (FSA) spent \$150 million of Section 32 funds for assistance to producers of agricultural crops, livestock, trees, and aquaculture who suffered damages caused by hurricanes in calendar year 2005.

Information on Hurricane Supplemental costs is provided for the record.

[The information follows:]



U.S. DEPARTMENT OF AGRICULTURE  
Hurricane Supplemental Spending, P.L. 109-148  
(Dollars in Millions)

Agency or Item	FY 2006 Disaster Supplemental Funding	Amount Obligated as of February 2008
<b>Amounts for Hurricane Disaster</b>		
Farm Service Agency:		
Emergency Conservation Program.....	5161.8	\$76.1
Rural Community Advancement Program:		
Water and Waste Disposal Loans and Grants.....	45.0	28.1
Rural Development:		
Salaries and Expenses.....	1.0	0.0
Community Facilities Grants.....	20.0	19.3
Community Facilities Loans.....	5.0	1.6
Loan Level.....	(87.0)	(27.0)
Rural Housing Service:		
Single Family Housing (Sec 502).....	35.0	26.6
Loan Level.....	(1,469.0)	(816.3)
Very Low Income Housing Repair Grants a/.....	28.3	22.7
Direct Housing Repair Loans (Sec 504) a/.....	1.7	1.3
Loan Level.....	(5.9)	(4.4)
Rural Utilities Service:		
Rural Electrification and Telecommunications Loans.....	0.0	0.9
Loan Level.....	(50.0)	(19.1)
Food and Nutrition Service:		
Commodity Supplemental Food Program b/.....	4.0	3.5
The Emergency Food Assistance Program (TEFAP).....	6.0	6.0
Natural Resources Conservation Service:		
Emergency Watershed Protection Program.....	350.9	267.0
Forest Service:		
Capital Improvement and Maintenance.....	7.0	6.8
State and Private Forestry.....	30.0	29.8
National Forest System.....	40.0	33.7
Agricultural Research Service:		
Buildings and Facilities.....	29.2	8.0
Salaries and Expenses - Remediation of the SRRC.....	10.0	9.0
Office of the Chief Financial Officer:		
Working Capital Fund.....	60.0	58.0
Total, Amounts for Hurricane Disaster.....	842.9	598.4
<b>Amounts for Emergency Agricultural Disaster Assistance Act of 2006</b>		
Farm Service Agency		
CCC.....	131.3	131.3
Total Appropriated Supplemental Funds.....	974.2	729.7
<b>Amounts to be transferred from CCC for Hurricane Disaster:</b>		
Emergency Forestry Conservation Reserve Program c/.....	504.1	81.8
Total Supplemental Funds.....	1,478.3	811.5

**Federal Emergency Management Agency Reimbursements:**

	Total Projected Reimbursements as of January 31, 2008	Actual Amount Reimbursed as of January 31, 2008
Forest Service.....	\$198.0	\$198.0
Natural Resources Conservation Service.....	1.4	1.4
Total Reimbursements.....	199.4	199.4

a/ - \$8,266,000 in BA was moved from Direct Housing Repair (504) Loans to Very Low Income Housing Repair Grants in  
b/ - Per Section 745 of the FY08 Appropriation, all unexpended funds made available from P.L. 109-148 for CSFF shall be made available to support normal program operations.  
c/ - Additional funds of \$45 million will be obligated in FY08 and \$22.7 million after FY 2009.

Following are descriptions of the activities conducted by USDA agencies with hurricane supplemental funds:

#### **Farm Service Agency**

The **Emergency Conservation Program (ECP)** provides supplemental funding to repair damage caused by hurricanes during calendar year 2005, including damage to nursery, oyster, poultry, and non-industrial forestland operations.

#### **Rural Development**

##### **Water & Waste Disposal Loans & Grants**

Grant funds in conjunction with a low interest rate/long term loans are being utilized to repair extensive damage to sewer drain lines, water wells, and septic tank drainfields in Alabama, Louisiana, Mississippi, and Texas. In addition, proposals are also in place for construction of new water production and sewer facilities to repair and upgrade these substandard and inadequate facilities due to hurricane damage.

##### **Community Facility Programs**

Loans and grants have funded fire stations, fire trucks, fire fighting equipment, police cars, police stations, ambulances, charter schools, road construction, town halls, medical clinics, an early storm warning system, child care centers, community centers, and generators in the affected rural communities.

##### **Single Family Loans**

These funds have been used to purchase new homes and to fund repairs to existing homes which were damaged as a result of the hurricanes.

##### **Very Low Income Grants & Direct Housing Repair Loans**

These funds provide grants and loans to very low income homeowners to repair, improve and modernize their dwellings and to remove health and safety hazards. The funding covers 21 counties and is used for the health and rehabilitation for owners 62 years old and over.

##### **Rural Development Utilities Programs**

The Electric Programs has approved the following requests to defer certain debt service payments on outstanding Rural Utilities Service notes under the Rural Electrification Act: Mississippi - Singing River Electric Cooperative, Inc. will defer principal payments in the amount of \$5.7 million on twelve loans and over \$10 million on one loan; and Louisiana - Jefferson Davis Electric Cooperative, Inc. will defer principal and interest in the amount of approximately \$5 million on two loans.

#### **Food and Nutrition Service**

The **Commodity Supplemental Food Program (CSFP)** supplemental assistance was offered in the form of caseload, administrative grants, and commodities to the three CSFP Gulf States directly affected by Katrina: Louisiana, Mississippi, and Texas.

**The Emergency Food Assistance Program (TEFAP)** supplemental assistance in the form of commodities and administrative grants were provided to a total of nine States, including the States directly affected by Hurricanes Katrina and Rita, and the four States that received the greatest numbers of Katrina evacuees: Louisiana, Alabama, Mississippi, Texas, Florida, Tennessee, Arkansas, Georgia, and California.

#### **Natural Resources Conservation Service**

The \$350.9 million in supplemental funding continues to provide technical and financial assistance for removal and disposal of debris and animal carcasses and downed timber removal.

#### **Forest Service**

**Capital Improvement and Maintenance:** Construction projects have been identified and many are under contract, however, due to contractual and scheduling difficulties, several projects were carried over into FY08. Obligation levels should increase as contract packages are awarded later in FY08. There is also a shift in planned work for FY08 from trails to roads as more severe damages and higher level safety issues are uncovered.

**State & Private Forestry:** Grants are complete for all states with some small amounts remaining for administration of the ongoing state grants. Status of grant obligations vs funding by state is: Alabama 100%, Florida 100%, Louisiana 100%, Mississippi 100%, Texas 100%, and Georgia (Economic Action grants and Regional Office administration) 85%. There is a small amount of program administration funds carried over into FY08 but the grant work is essentially complete.

**National Forest System (NFS):** In addition to expenditures in Salvage Sale Funds, Hazardous Fuels and Timber Sales account for 85% of total NFS obligations and reflects the cost of removing down timber and reducing fire hazards, mostly in Mississippi but significant in Texas as well.

#### **Agricultural Research Service**

The Buildings and Facilities funding provided for the design and construction of the Horticultural Lab's new greenhouse located in Poplarville, MS, in addition to the design for the construction of the Southern Regional Research Center (SRRC) in New Orleans, LA. Additional long-term recovery construction is scheduled to be awarded in the 1<sup>st</sup> quarter of FY 2009 along with smaller contracts in FY 2008.

The Salaries & Expenses funding provided immediate cleanup, salvage, and remediation of the SRRC. Employees have now returned to the SRRC and no longer remain in temporary/safe haven status. Funds were also provided for temporary duty assignments at the SRRC and roof repairs to the Administrative Wing.

**Office of the Chief Financial Officer**

The National Finance Center (NFC) continues to utilize and operate its interim computing facility in Philadelphia with a small on-site staff; all other employees are now operating out of the New Orleans facility.

Over \$58 million has been obligated. These funds were used to support recovery and continuity of operations efforts during the "deployment" and to continue supporting the operation of the interim computing facility in Philadelphia. Specifically, supplemental funds were to be applied in the following areas: extraordinary personnel and related expenses, rental charges, contracts in support of the operation of the interim, backup and alternate worksites, temporary labor, and other support costs; such as office equipment, hardware and software leases and licences, and telecommunication infrastructure support.

**Farm Service Agency**

The **Emergency Agricultural Disaster Assistance Act** of 2006, Public Law 109-234 (the Act), enacted June 2006, authorizes funding for several programs. Under the Act, USDA's **Commodity Credit Corporation (CCC)** will provide up to \$95 million in benefits to producers through the Citrus Program (CP), Nursery Program (NP), Tropical Fruit Program (TFP), and Fruit and Vegetable Program (FVP) created by the Act. Actual demand was much lower and \$20.9 million has been provided to date.

The **Citrus Program (CP)** provides financial assistance to producers who suffered citrus crop production losses and associated fruit-bearing tree damage, including related clean-up and rehabilitation costs, that resulted from hurricanes Katrina, Ophelia, Rita and Wilma in 2005. Producers in certain counties of Alabama, Arkansas, Florida, Louisiana, Mississippi, North Carolina, South Carolina, Tennessee and Texas may be eligible for the program.

The **Nursery Program (NP)** provides financial assistance to qualifying commercial ornamental nursery and fernery producers who suffered inventory losses and incurred clean-up costs that resulted from hurricanes Katrina, Ophelia, Rita or Wilma of 2005. Producers in certain counties of Alabama, Arkansas, Florida, Louisiana, Mississippi, North Carolina, South Carolina, Tennessee and Texas may be eligible for the program.

The **Tropical Fruit Program (TFP)** provides financial assistance for carambola, longan, lychee and mango producers who suffered crop production losses, including related clean-up costs, resulting from hurricanes Katrina, Ophelia, Rita or Wilma in 2005. Producers in certain counties of Alabama, Arkansas, Florida, Louisiana, Mississippi, North Carolina, South Carolina, Tennessee and Texas may be eligible for the program.

The **Fruit and Vegetable Program (FVP)** provides financial assistance to fruit and vegetable producers who suffered crop production losses, including related clean-up costs, resulting from hurricanes Katrina, Ophelia, Rita or Wilma in 2005. Producers in certain counties of

Alabama, Arkansas, Florida, Louisiana, Mississippi, North Carolina, South Carolina, Tennessee and Texas may be eligible for the program.

The **Livestock Compensation Program (LCP)** provides up to \$95 million to eligible livestock owners and cash lessees, but not both for the same livestock, for certain feed losses that occurred in eligible counties as a direct result the 2005 Hurricanes Dennis, Katrina, Ophelia, Rita, and Wilma. Actual demand was much lower and less than \$1 million has been provided.

USDA's **Livestock Indemnity Program-II (LIP-II)** provides payments to eligible livestock owners and contract growers who suffered eligible livestock deaths as a result of hurricanes Dennis, Katrina, Ophelia, Rita, and Wilma. Demand was low and \$202,000 has been disbursed.

The **Hurricane Tree Assistance Program (TAP)** provides payments to eligible owners of commercially grown Christmas trees, ornamental trees, nursery trees, potted trees, bushes (including shrubs) and vines that were lost or damaged because of 2005 hurricanes Katrina, Ophelia, Rita or Wilma. Producers in certain counties of Alabama, Arkansas, Florida, Louisiana, Mississippi, North Carolina, South Carolina, Tennessee and Texas may be eligible for the program. Under the Act, USDA's Commodity Credit Corporation (CCC) provides enough funds to cover approved TAP claims. Demand was low and less than \$400,000 has been disbursed.

The Act authorized \$15 million for a 2005 **Cottonseed Payment Program**. The new program provides assistance to producers and first-handlers of the 2005 cottonseed crop in counties declared natural disaster areas by President George W. Bush, and contiguous counties, as a result of damage from 2005 hurricanes Katrina, Ophelia, Rita and Wilma. All \$15 million has been disbursed.

The **Dairy Disaster Assistance Payment Program** authorized \$17 million in payments to dairy producers who suffered dairy production and milk spoilage losses due to the 2005 hurricanes or a related condition. Dairy producers affected by the hurricanes incurred devastating decreases in production due to herd losses and milk that had to be dumped because of closed milk plants and damaged containment equipment. Also, the loss of electricity, the shortage of fuel and infrastructure damage temporarily interrupted the flow of dairy products to markets. Actual demand was lower and \$4 million was provided.

The 2005 **Florida Sugarcane Program** provides that the Secretary of Agriculture shall use \$40,000,000 of funds of the Commodity Credit Corporation (CCC) to compensate first processors and producers for crop and other losses in hurricane affected counties that are related to hurricanes, tropical storms, excessive rains, floods, and wind in Florida during calendar year 2005. These funds were disbursed in fiscal year 2006.

The 2005 **Texas Sugarcane Storage and Transportation Program** provides that the Secretary of Agriculture shall use \$400,000 of funds of the Commodity Credit Corporation (CCC) to assist sugarcane growers in Texas by making a payment in that amount to a farmer-owned cooperative sugarcane processor in that State for costs of demurrage (delay of delivery), and storage and transportation costs resulting from

hurricanes, excessive rains, floods, wind, and other related conditions during calendar year 2005. These funds were disbursed in fiscal year 2006.

The 2005 **Louisiana Sugarcane Program** provides that the Secretary of Agriculture shall use \$40,000,000 of funds of the Commodity Credit Corporation to compensate first processors of sugarcane that either operate in a hurricane affected county, or obtain sugarcane from a hurricane affected county, and that are eligible to obtain a loan under section 156(a) of the Federal Agriculture Improvement and Reform Act of 1996. This is to compensate producers and first processors for crop and other losses due to Hurricanes Katrina, Rita, or related conditions. These funds were disbursed in fiscal year 2007.

HURRICANE ASSISTANCE

Ms. DeLauro: Please update the response provided last year (on pages 390-391 of last year's hearing volume) on obligations to date from funds provided by Congress for hurricane assistance, including how much, if any, is unobligated and how much, if any, you expect to obligate in 2008 and 2009.

Response: The information is submitted for the record.

[The information follows:]

U.S. DEPARTMENT OF AGRICULTURE  
Hurricane Supplemental Spending, P.L. 109-148  
(Dollars in Millions)

Agency or Line	FY 2006 Disaster Supplemental Funding	Amount Obligated as of February 2008	Projected Obligations Remainder of FY 2008 March - Sept 2008	Projected Obligations FY 2009
<b>Amounts for Hurricane Disaster</b>				
<b>Farm Service Agency:</b>				
Emergency Conservation Program.....	\$161.8	\$76.1	\$15.0	\$2.0
<b>Rural Community Advancement Program:</b>				
Water and Waste Disposal Loans and Grants.....	45.0	29.1	0.0	0.0
<b>Rural Development:</b>				
Salaries and Expenses.....	1.0	0.0	0.0	0.0
Community Facilities Grants.....	20.0	19.3	1.7	0.0
Community Facilities Loans.....	5.0	1.6	1.7	1.7
Loan Level.....	(87.0)	(27.0)	(31.0)	(27.0)
<b>Rural Housing Service:</b>				
Single Family Housing (Sec 502).....	35.0	26.6	8.4	0.0
Loan Level.....	(1,459.0)	(816.3)	(560.0)	0.0
Very Low Income Housing Repair Grants a/.....	28.3	22.7	5.6	0.0
Direct Housing Repair Loans (Sec 504) a/.....	1.7	1.3	0.4	0.0
Loan Level.....	(5.9)	(4.4)	(1.4)	0.0
<b>Rural Utilities Service:</b>				
Rural Electrification and Telecommunications Loans.....	8.0	0.9	0.0	0.0
Loan Level.....	(50.0)	(19.1)	0.0	0.0
<b>Food and Nutrition Service:</b>				
Community Supplemental Food Program b/.....	4.0	3.5	0.0	0.0
The Emergency Food Assistance Program (TEFAP).....	6.0	6.0	0.0	0.0
<b>Natural Resource Conservation Service:</b>				
Emergency Watershed Protection Program.....	350.9	267.0	83.9	0.0
<b>Forest Service:</b>				
Capital Improvement and Maintenance.....	7.0	6.8	0.2	0.0
State and Private Forestry.....	30.0	29.8	0.2	0.0
National Forest System.....	40.0	32.7	1.3	5.0
<b>Agricultural Research Service:</b>				
Buildings and Facilities.....	29.2	0.0	1.0	20.2
Salaries and Expenses - Reimbursement of the SERC.....	10.0	9.0	1.0	0.0
<b>Office of the Chief Financial Officer:</b>				
Working Capital Fund.....	60.0	58.0	2.0	0.0
<b>Total, Amounts for Hurricane Disaster.....</b>	<b>842.9</b>	<b>598.4</b>	<b>122.4</b>	<b>28.9</b>
<b>Amounts for Emergency Agricultural Disaster Assistance Act of 2006</b>				
<b>Farm Service Agency</b>				
CCC.....	131.3	131.3	0.6	0.0
<b>Total Appropriated Supplemental Funds.....</b>	<b>974.2</b>	<b>729.7</b>	<b>123.0</b>	<b>28.9</b>
<b>Amounts to be transferred from CCC for Hurricane Disaster:</b>				
Emergency Forestry Conservation Reserve Program a/.....	504.1	81.8	0.0	0.0
<b>Total Supplemental Funds.....</b>	<b>1,478.3</b>	<b>811.5</b>	<b>123.0</b>	<b>28.9</b>

a/ Additional funds will be obligated after FY 2008.

**Federal Emergency Management Agency Reimbursements:**

	Total Projected Reimbursements as of January 31, 2008	Actual Amount Reimbursed as of January 31, 2008
Forest Service .....	\$198.0	\$198.0
Natural Resources Conservation Service .....	1.4	1.4
<b>Total Reimbursements .....</b>	<b>199.4</b>	<b>199.4</b>

a/ - \$9,266,000 in BA was added from Direct Housing Repair (504) Loans to Very Low Income Housing Repair Grants in FY07.

b/ - Per Section 745 of the FY08 Appropriation, all unexpended funds made available from P.L. 109-148 for CSRP shall be made available to support natural program operations.



## AVIAN INFLUENZA

Ms. DeLauro: Please describe the specific activities USDA is conducting to address avian influenza, including surveillance and development of testing methods.

Response: To address the global threat of highly pathogenic avian influenza (HPAI), USDA is collaborating with other U.S. agencies, the Food and Agriculture Organization of the United Nations, the World Organization for Animal Health, and partner countries to implement a global strategic framework for progressive control of HPAI. This includes emergency response to new HPAI outbreaks and longer-term efforts to improve biosecurity in poultry production and marketing systems.

USDA supports the adoption of practices that ensure safe poultry and egg production and processing throughout the world. As part of this effort, USDA is promoting awareness among media, trading partners, and consumers about how poultry and egg commodities can be safely produced, traded, and consumed while minimizing the risk of HPAI transmission.

A detailed discussion of USDA's avian influenza activities is provided for the record. The information follows:

USDA's major international activities include working with the World Organization for Animal Health (OIE) to implement the Performance, Vision and Strategy tool, a self-guided standard for host countries to assess their official veterinary services with the aim to sustain extant strengths and prioritize steps towards filling any perceived gaps to improve animal health; collaboration with OIE and the Food and Agriculture Organization of the United Nations to launch a Crisis Management Center to coordinate multilateral rapid assessments and emergency responses for Highly Pathogenic Avian Influenza (HPAI) and other transboundary animal diseases; establishing APHIS offices and personnel in Burma, Cambodia, Laos, Thailand, and Indonesia which are dedicated exclusively to cooperation with host countries on HPAI control efforts; a research collaboration with Vietnam to study vaccine efficacy in ducks; delivery of technical workshops, courses, and HPAI control experts to support USG cooperation with partner countries' animal health officials to strengthen their capacities for surveillance techniques, specimen collection and handling practices, and performance of internationally accepted diagnostic techniques for HPAI detection; and delivery of international workshops to help host countries improve biosecurity in their live bird market system compartments. Since 2005, USDA and its partners have engaged 146 countries on HPAI preparedness, surveillance, and response. USDA has trained approximately 1,450 specialists from host countries' official veterinary services, private industry, and others involved in HPAI control.

APHIS:

Activities are directly aligned to the three pillars of the National Strategy for Pandemic Influenza (May 2006): 1) Preparedness and Communication; 2) Surveillance and Detection; and 3) Response and Containment.

Although APHIS is making every effort to minimize the spread of HPAI domestically, the Agency has been preparing for such an event. APHIS has taken action to prevent the accidental or intentional introduction of HPAI into the United States and ensure preparedness in the event of an outbreak of the disease. APHIS' combined efforts are organized into four functional areas similar to the National Strategy for Pandemic Influenza.

In addition to the international capacity building activities described above, APHIS conducts domestic activities in three functional areas: domestic bird surveillance and diagnostics; *preparedness* and communications, and *wild bird surveillance*. The major domestic activities include increasing the overall number of States in the Live Bird Marketing System and National Poultry Improvement Plan; providing support to approved laboratories that process samples submitted from the HPAI surveillance program; developing and contracting out the production of the AI Agar Gel Immunodiffusion (AGID) test reagents that are used to test for the presence of AI in a bird sample; conducting risk-management and anti-smuggling activities to prevent the unlawful entry and distribution of prohibited agricultural commodities and products that may harbor diseases; collaborating with other Federal agencies and State officials to continue to conduct surveillance in wild, migratory birds in all four major flyways (Pacific, Central, Mississippi, and Atlantic); educating the public on HPAI through an outreach and campaign program; stockpiling vaccine to protect old and young birds and personal protective equipment to protect 3,000 responders for 40 days in a high-risk environment; and modeling the North American Animal Disease Spread Model to determine how this virus would likely act in the U.S. in order to determine the best policy to minimize the risk that the virus presents to American agriculture. APHIS will continue to refine efforts to reduce the chances of AI introduction through its international efforts, and work in conjunction with other Federal partners under the National Strategy for Pandemic Influenza to protect animal and human health.

#### ARS:

ARS is conducting research on avian influenza to support USDA priorities and the U.S pandemic flu implementation plan. The goal of the research program is to improve our understanding of avian flu epidemiology, discover vaccines specifically designed for control and eradication, and diagnostic tests for rapid detection and surveillance, as follows:

- ARS is conducting research to better understand how avian influenza viruses circulate and are transmitted in nature, in order to improve information on biosecurity to be distributed to local animal owners, producers, processors, markets, auctions, wholesalers, distributors, retailers, and dealers, as well as wildlife management agencies, rehabilitators, and zoos. This research will provide new information, or validate current information, on the most useful biosecurity measures to be taken to effectively prevent introduction, and limit or prevent spread, of avian influenza viruses in domestic and captive animal populations.

- ARS is developing and validating tools to facilitate environmental surveillance for avian influenza viruses, especially in wild birds, through the evaluation of feathers, feces, water, and nesting materials. This research is providing new environmental surveillance tools that will be made available for use by Federal, State, tribal, university, and other entities performing avian influenza surveillance.
- ARS is sequencing genomes of all available avian influenza viruses to provide diagnostic sequences, identify possible vaccine antigens, and provide potential information on viral evolution, relationships, and determinants of virulence. The genomes of avian influenza viruses will be sequenced and submitted to GenBank, the NIH genetic sequence database.
- ARS is conducting research to improve vaccines and mass immunization techniques for use against influenza in domestic birds. The goal is the discovery of an effective avian influenza vaccine specifically designed for control and eradication that could be delivered simultaneously to multiple birds ready for commercial development.
- ARS is engaged in training of various Asian and South American laboratories in virus isolation, virus characterization, and the use of advanced diagnostic methods.
- ARS continues to contribute to the global control of avian influenza through partnership with other Federal agencies (e.g., APHIS, DHS, CDC), as well as international agencies (FAO, OIE, WHO) and local country authorities.

#### CSREES:

CSREES is responding to Avian Influenza (AI) with an integrated, multi-pronged approach that coordinates research, education, and extension activities across the US, using funds from competitive programs, special grants, and research and extension formula funding. Investments are working to develop a better understanding of, and more effective responses to, the AI virus. Additionally, to prepare for a possible outbreak in the US of highly pathogenic AI, CSREES partners with other agencies, such as APHIS and ARS, to provide support and enhance the effectiveness of USDA's overall response plan to such an outbreak.

CSREES manages an integrated portfolio to proactively address the threat of avian influenza. The main capabilities CSREES provides, in collaboration with its partners, to prepare for an outbreak include:

- 1) *The National Animal Health Laboratory Network (NAHLN)* - Avian Influenza is one of the high consequence animal pathogens being covered and tested within the network with APHIS approved protocols.
- 2) *Extension formula funds permit the distribution of avian influenza Biosecurity procedures across the US, as well as field preparedness trainings.* For example:
  - a. Rapid access to updated lists of veterinary and animal health-oriented state and county extension agent contacts, available at public web site <http://www.usextension.org/> - Using this resource, veterinary and animal health experts working within and around affected areas can

be contacted quickly to help ensure a high degree of local, regional, and federal response coordination.

b. The Extension Disaster Education Network (EDEN)  
<http://www.eden.lsu.edu/> is a premier provider of disaster education resources delivered through the Land Grant University system in cooperation with the CSREES's extension education mission. The EDEN website provides several educational resources useful before, during, and after a disease outbreak (and other types of disasters). AI information is currently available at the EDEN site.

3) *CSREES competitive funds support a \$6.5 million Avian Influenza Coordinated Agriculture Project (AICAP) that was selected by a rigorous peer review process.* CSREES has provided \$5 million to support the AICAP. In FY 2006, the project received an additional \$1.5 million via a DOD supplemental appropriation to CSREES to boost the national avian influenza migratory wild bird surveillance network testing for Highly Pathogenic Avian Influenza H5N1 in the Pacific flyway. The AICAP's surveillance activities were coordinated with State & Federal partners and form part of the US Interagency Strategic Plan for Highly Pathogenic Avian Influenza H5N1. No highly pathogenic H5N1 AI has been found in the US to date.

4) *CSREES uses Hatch formula funds to support a multistate research committee involving 14 institutions on the "Control of Emerging and Re-emerging Poultry Respiratory Diseases in the US" which includes Avian Influenza molecular biology as one of its focuses* (institutions located in AL, AR, CT, DE, GA, IA, IL, IN, MD, MN, NY, OH, TX, USDA-ARS).

5) *Hatch and Section 1433 Animal Health formula dollars fund an additional 13 avian influenza research projects in 9 states (CA, CT, IN, KY, NJ, OR, SC, TX, VA).* Three special grants in CO, DE, and OH include AI within their objectives. NRI competitive funds support four AI research projects in AL, AR, CA, and MD. SBIR competitive funds support 2 AI projects in CA and AR. There are three Science and Education Resource Development (SERD) competitive awards in AL and GA addressing the AI threat through educational training interventions.

6) *In 2007, CSREES developed a teaching resource "Understanding Avian Influenza".*

Educators nationwide now have an additional information resource for teaching high school biology students about avian influenza, specifically highly pathogenic H5N1. The *Understanding Avian Influenza* lesson plan and instructor's guide explains to students the many reasons why they should know about the highly pathogenic H5N1 avian influenza virus that currently is spreading overseas and what it would mean if it is detected in the United States. *Understanding Avian Influenza* is available through Agriculture in the Classroom at [www.agclassroom.org](http://www.agclassroom.org); <http://www.csrees.usda.gov/avianlessonplan.pdf>, a grassroots program coordinated by CSREES.

## USDA ENERGY INITIATIVE

Ms. DeLauro: Please list all programs currently authorized in 2009 that, if funded, could be used for energy initiatives.

Response: A list that includes programs that are part of the Department's Matrix energy initiative is provided for the record. In addition to the programs that are part of the Energy Matrix, the Department Energy Crosscut includes other programs used to fund renewable energy initiatives. The list includes major programs that are authorized but not included in the President's budget for FY 2009.

[The information follows:]

Rural Development, Rural Business and Cooperative Programs:

- Rural Economic Development Loan Program
- Rural Economic Development Grant Program
- Value-added Producer Grant
- Rural Business Enterprise Grants
- Rural Business Opportunity Grants
- Business and Industry Guaranteed Loans
- Renewable Energy/Energy Efficiency Grants and Loans

Research and Education Activities/programs:

- Critical Agricultural Materials Program
- National Research Initiative (NRI)
- Small Business Innovation Research
- Sustainable Agriculture Research and Education (SARE)
- Sucrose, Starch, and other Non-Cellulosic Polysaccharide Feedstocks
- Oil & Fat Feedstocks
- Future Fuels
- Ligno-Cellulosic Feedstocks - Design
- Ligno-Cellulosic Feedstocks - Production
- Ligno-Cellulosic Feedstocks - Logistics
- Ligno-Cellulosic Feedstocks - Conversion
- Agricultural Energy Systems

Forest Service Programs:

- Fuels for Schools and Beyond
- R&D - Biobased products, Bioenergy, and Energy Related
- Forest Service Research
- Forest Products Laboratory
- Woody Biomass Utilization Grant Program

Natural Resources Conservation Service

- Conservation Technical Assistance (CTA)
- Environmental Quality Incentives Program (EQIP)
- Conservation Security Program (CSP)
- Resource Conservation and Development (RC&D) Program

Departmental Administration

- Alternative Fuel Vehicle/Alternative Fuels
- BioPreferred Product Procurement and Labeling Program
- Biodiesel Board

UNAUTHORIZED APPROPRIATIONS

Ms. DeLauro: Provide a list of any unauthorized appropriations included in the fiscal year 2009 budget request.

Response: The information is provided for the record.

[The information follows:]

Appropriations Not Authorized by Law (Dollars in Thousands)				
Agency/Program	Last Year of Authorization 1/	Authorization level	Appropriations in last year of authorization	2009 Appropriations request
Programs not currently authorized by law or expiring at the end of FY 2008 unless reauthorized				
<u>Foreign Agricultural Service</u>				
McGovern-Dole International Food for Education and Child Nutrition Program	9/30/2007	Such sums	\$99,000	\$100,000
<u>CSREES</u>				
Expanded Food and Nutrition Education Program	9/30/2007	\$83,000	63,538	62,280
Grants to upgrade facilities at 1890 institutions	9/30/2007	25,000	16,777	16,609
Education grants for Hispanic-serving institutions	9/30/2007	20,000	5,940	5,588
Extension service	9/30/2007	Such sums	450,346	431,753
Competitive grants for international science and education programs	9/30/2007	Such sums	990	1,990
1994 institution research grants	9/30/2007	Such sums	1,544	1,067
Resident instruction grants for insular areas	9/30/2007	Such sums	495	495
Renewable resources extension act	9/30/2007	30,000	4,019	4,052
Outreach for socially disadvantaged farmers and ranchers	9/30/2007	25,000	5,940	6,930
Competitive, special and facilities research grants	9/30/2007	500,000	190,229	256,500
Special research grants	9/30/2007	Such sums	14,650	18,114
<u>Farm Service Agency</u>				
Dairy Indemnity Program	9/30/2007	450	100	100
<u>Food and Nutrition Service</u>				
Food Stamp Program Armed Services Provision	9/30/2007	Such sums	Such sums	Such sums
Food Stamp Program	9/30/2007	Such sums	38,161,534	43,348,804
Commodity Assistance Program: The Emergency Food Assistance Program	9/30/2007	60,000	49,500	49,500
<u>Rural Utilities Service</u>				
Telemedicine and Distance Learning Services in Rural Areas	9/30/2007	100,000	24,750	20,000
Access to Broadband Telecommunications Services in Rural Areas	9/30/2007	Such sums	10,826	11,619
<u>Rural Business Cooperative Service</u>				
Rural Cooperative Development Grants	9/30/2007	50,000	6,218	4,455

1/ Dates reflect P.L. 107-171 authorization, if applicable.

## FOOD AND AGRICULTURE DEFENSE INITIATIVE

Ms. DeLauro: Please tell the Committee specifically how the Food and Agriculture Defense Initiative (FADI) will promote data sharing and joint analysis among the human health, food, agriculture, and environmental sectors. When will the final installment be completed?

Response: The FY 2008 Consolidated Appropriations Act provided the funding needed to expand and continue ongoing surveillance capabilities, promote data sharing and joint analysis. Specifically, USDA, the Department of Health and Human Services and the Department of Homeland Security are working together to integrate information and communication systems. Through these efforts, we will leverage and enhance ongoing efforts to create comprehensive situational awareness of human health, food, agriculture, and environmental events.

Ms. DeLauro: What tools will USDA use to rapidly compile data streams and what is the cost?

Response: USDA agencies use existing tools to collect biosurveillance data, such as the National Plant Diagnostic Network, National Animal Health Lab Network, Emergency Management Response System, Offshore Pest Information System, Food Emergency Response Network (FERN), Consumer Complaint Monitoring System, and Performance Based Inspection System. USDA agencies continue to work with DHS to share the information collected from these systems and networks and format it in a way that will be compatible and useful to the Department of Homeland Security needs.

Ms. DeLauro: Please provide a definition and a comprehensive list of the USDA activities (both ongoing and new) considered to be part of FADI.

Response: THE FADI budget request for 2009 continues efforts to safeguard America's food supply and agriculture under Homeland Security Presidential Directive (HSPD) 9, Defense of the U.S. Agriculture and Food System. HSPD-9 established a national policy to defend the agriculture and food systems against terrorist attacks, major disasters, and other emergencies. A list of the USDA contributions to the FADI is provided for the record.

[The information follows:]

**Enhancing food defense by:**

- expanding the Food Emergency Response Network (FERN) with participating laboratories, including implementation of the Electronic Laboratory Exchange Network (eLEXNET), an electronic laboratory diagnostic methods repository;
- developing food animal surveillance and epidemiology programs to assure early detection of epizootic pathogens and antibiotic resistance; and



- researching the epidemiology, genomic characteristics, and transfer of multi-drug resistance among both foodborne pathogens and pathogens of biosecurity concern.

**Enhancing agriculture defense by:**

- strengthening and developing delivery systems to advance the discovery of diagnostics and vaccines of emerging diseases;
- developing and validating new diagnostic tests for the Regional Diagnostic Networks;
- establishing a Higher Education Agrosecurity Program for capacity building grants to universities that provide interdisciplinary degree programs to train food defense professionals;
- augmenting international information gathering about potential threats abroad;
- enhancing the monitoring and surveillance of pests and diseases in plants and animals, including national wildlife monitoring and surveillance;
- strengthening the National Animal Identification System;
- improving laboratory capabilities;
- increasing activities to safeguard plants from intentional threats to spread pests and diseases;
- strengthening the ability to safeguard and track biological disease agents;
- improving USDA's ability to respond to a disease outbreak, including provision of needed supplies in the National Veterinary Stockpile; and
- proceeding with plans for the Biocontainment Laboratory and Consolidated Poultry Research Facility in Athens, Georgia to improve research on poultry health threats.

Ms. DeLauro: Please provide separate tables for FADI to include funding for fiscal years 2006 through 2008, and the increases requested for 2009, by agency. Within each agency amount, provide additional detail, to match the activities noted in the "Justification of Increases and Decreases" presented in the Explanatory Notes.

Response: The information is submitted for the record.

[The information follows:]

**UNITED STATES DEPARTMENT OF AGRICULTURE**  
**FY 2009 Food and Agriculture Defense Initiative**  
**(Dollars in Millions)**

	<b>Agency</b>	<b>2006 Actual</b>	<b>2007 Actual</b>	<b>2008 Estimate</b>	<b>2009 Budget</b>
<b>Food Defense:</b>					
Surveillance and Monitoring.....	FSIS	\$3.215	\$3.215	\$3.215	\$3.215
Food Emergency Response Network (FERN).....	FSIS	0.472	2.917	11.350	11.350
Implement the Electronic Laboratory Exchange Network (eLEXNET) in Laboratories.....	FSIS	0.990	0.990	1.587	1.587
Implement the Electronic Compilation of Analytical Methods for Data Sharing in Laboratories.....	FSIS	0.485	0.485	0.638	0.638
FSIS Enhanced Inspections (hired an additional 20 inspectors).....	FSIS	1.960	1.960	2.330	2.400
Physical Security.....	FSIS	0.248	0.248	0.248	0.248
Expanded Laboratory Capabilities.....	FSIS	3.069	3.069	3.099	3.099
Expand Laboratory Capabilities for Chemical and Radiological Threats.....	FSIS	0.000	0.000	2.470	2.470
Technical Assistance to States/Local.....	FSIS	2.198	2.198	2.198	2.198
Office of Food Security and Emergency Preparedness.....	FSIS	2.168	2.168	2.168	2.168
Education/Training.....	FSIS	2.485	2.485	2.485	2.485
Research.....	ARS	9.152	9.197	9.133	23.341
<b>Subtotal, Food Defense.....</b>		<b>26.441</b>	<b>28.932</b>	<b>40.921</b>	<b>55.199</b>
<b>Agriculture Defense:</b>					
Ames, IA BSL-3 Facility.....	ARS	58.212	0.000	0.000	0.000
Athens, GA, Biocontainment Lab/Consolidated Poultry Health Research Facility.....	ARS	0.000	0.000	2.780	13.220
Research.....	ARS	24.667	24.739	24.566	39.250
National Plant Recovery System.....	ARS	1.768	1.768	1.755	1.755
Regional Diagnostic Network.....	CSREES	9.900	9.900	9.830	14.277
Higher Education Agrosecurity Program.....	CSREES	0.000	0.000	0.000	2.000
<b>Pest Detection/Animal Health Monitoring:</b>					
Select Agents - Plants and Animals.....	APHIS	3.484	3.484	4.221	5.997
<b>Enhanced Surveillance:</b>					
Cooperative Agricultural Pest Survey Agreements.....	APHIS	8.490	8.490	8.345	11.897
National Wildlife Surveillance System.....	APHIS	5.700	3.882	3.922	8.640
International Information Gathering.....	APHIS	0.000	0.000	0.000	3.638
National Animal Identification System.....	APHIS	33.007	33.053	9.682	24.144
Animal Health Monitoring Agreements (State Cooperative).....	APHIS	7.892	3.535	8.052	6.028
Pest Detection Technology.....	APHIS	1.441	1.441	0.995	0.999
Foreign Animal Disease Diagnostic Laboratory.....	APHIS	2.926	2.926	3.065	5.216
National Germplasm and Biotechnology Laboratory.....	APHIS	2.489	2.489	2.506	2.528
National Animal Health Laboratory Network.....	APHIS	5.568	6.187	6.605	9.556
Emergency Coordination (Animal Health Emergencies).....	APHIS	4.264	4.264	4.323	5.368
Center for Veterinary Biologics.....	APHIS	15.361	15.361	16.413	19.452
<b>Total, Enhanced Surveillance.....</b>		<b>87.138</b>	<b>81.627</b>	<b>63.908</b>	<b>97.466</b>
Plant Safeguarding Activities.....	APHIS	17.385	16.540	18.190	18.467
Classical Swine Fever and Other FAD Activities.....	APHIS	0.743	0.743	0.875	1.805
FMD/FADs Activities.....	APHIS	8.841	8.841	8.779	8.779
Swine Feeding Surveillance.....	APHIS	3.963	3.989	4.030	4.088
Wildlife Services Methods Development (AI).....	APHIS	0.000	0.000	0.497	2.407
Plant Methods Development for Laboratories.....	APHIS	0.000	0.000	0.000	1.055
Biosurveillance.....	APHIS	1.987	1.987	1.977	2.952
<b>Total, Pest Detection/Animal Health Monitoring.....</b>		<b>123.540</b>	<b>117.211</b>	<b>102.477</b>	<b>143.016</b>
National Veterinary Stockpile.....	APHIS	2.970	2.970	3.722	8.166
<b>Subtotal, Agriculture Defense.....</b>		<b>221.057</b>	<b>156.588</b>	<b>145.130</b>	<b>221.684</b>
<b>Total, Food and Agriculture Defense Initiative.....</b>		<b>247.498</b>	<b>185.519</b>	<b>186.051</b>	<b>276.883</b>
<b>RECAP:</b>					
Food Safety and Inspection Service (FSIS).....		17.290	19.735	31.788	31.858
Agricultural Research Service (ARS).....		93.799	35.704	38.234	77.566
Cooperative State Research, Education, and Extension Service (CSREES).....		9.900	9.900	9.830	16.277
Animal and Plant Health Inspection Service (APHIS).....		126.510	120.181	106.199	151.182
<b>Total, Food and Agriculture Defense Initiative.....</b>		<b>247.498</b>	<b>185.519</b>	<b>186.051</b>	<b>276.883</b>

BSE

Ms. DeLauro: How many samples were tested for BSE in 2007 and how many are expected to be tested in 2008 and 2009?

Response: APHIS tested 44,881 samples in 2007. This was 4,881 samples higher than the 2007 target of 40,000 samples. APHIS will maintain a performance target of 40,000 samples in 2008 and 2009. This sample rate reflects the World Organization for Animal Health (OIE) accepted targeted surveillance method sample size for the U.S.

MANDATORY FUNDED INFORMATION TECHNOLOGY

Ms. DeLauro: Please update the response last year on pages 460-461 of the hearing volume on the use of mandatory funds for information technology systems used by USDA. Please provide an overview of the use of such funds in the past 10 years to the extent possible. Please exclude the Forest Service.

Response: The information is submitted for the record.

[The information follows:]

Agency/IT Investment	PS 08 Follow-on IT Investments	PS 09 President's Budget IT Investments	Investment (Include overview of the use of these funds over the past 15 years)
Infrastructure Modernization	\$9,430	\$9,437	From FY07, the Army has been using the existing funding to modernize its infrastructure. The Army has used to replace the aging training data warehouse used for the training of the Army's units. The Army has also used the funding to replace the aging training data warehouse used for the training of the Army's units. The Army has also used the funding to replace the aging training data warehouse used for the training of the Army's units.
Counter Data Analysis/Class Ranking	1,000	4,150	From FY07, the Army has been using the existing funding to modernize its infrastructure. The Army has used to replace the aging training data warehouse used for the training of the Army's units. The Army has also used the funding to replace the aging training data warehouse used for the training of the Army's units. The Army has also used the funding to replace the aging training data warehouse used for the training of the Army's units.
Buying Information Technology Architecture	1,000	7,510	From FY07, the Army has been using the existing funding to modernize its infrastructure. The Army has used to replace the aging training data warehouse used for the training of the Army's units. The Army has also used the funding to replace the aging training data warehouse used for the training of the Army's units. The Army has also used the funding to replace the aging training data warehouse used for the training of the Army's units.
Comprehensive Inspection Budget System	2,105	2,145	From FY07, the Army has been using the existing funding to modernize its infrastructure. The Army has used to replace the aging training data warehouse used for the training of the Army's units. The Army has also used the funding to replace the aging training data warehouse used for the training of the Army's units. The Army has also used the funding to replace the aging training data warehouse used for the training of the Army's units.
Corporate Incentive Incentive System	750	750	From FY07, the Army has been using the existing funding to modernize its infrastructure. The Army has used to replace the aging training data warehouse used for the training of the Army's units. The Army has also used the funding to replace the aging training data warehouse used for the training of the Army's units. The Army has also used the funding to replace the aging training data warehouse used for the training of the Army's units.
ARM, Total:	13,915	29,325	
Infrastructure Modernization	1,245	1,245	From FY07, the Army has been using the existing funding to modernize its infrastructure. The Army has used to replace the aging training data warehouse used for the training of the Army's units. The Army has also used the funding to replace the aging training data warehouse used for the training of the Army's units. The Army has also used the funding to replace the aging training data warehouse used for the training of the Army's units.
Comprehensive Electronic Permit System	1,245	1,245	From FY07, the Army has been using the existing funding to modernize its infrastructure. The Army has used to replace the aging training data warehouse used for the training of the Army's units. The Army has also used the funding to replace the aging training data warehouse used for the training of the Army's units. The Army has also used the funding to replace the aging training data warehouse used for the training of the Army's units.
Regulatory Compliance Assessment and Training System	5,222	5,222	From FY07, the Army has been using the existing funding to modernize its infrastructure. The Army has used to replace the aging training data warehouse used for the training of the Army's units. The Army has also used the funding to replace the aging training data warehouse used for the training of the Army's units. The Army has also used the funding to replace the aging training data warehouse used for the training of the Army's units.
ARM, Total:	6,664	6,664	
Infrastructure Modernization	15,042	21,124	From FY07, the Army has been using the existing funding to modernize its infrastructure. The Army has used to replace the aging training data warehouse used for the training of the Army's units. The Army has also used the funding to replace the aging training data warehouse used for the training of the Army's units. The Army has also used the funding to replace the aging training data warehouse used for the training of the Army's units.
Anti-Fraud Counter Billing ERP Relative Transactions	1,396	2,137	From FY07, the Army has been using the existing funding to modernize its infrastructure. The Army has used to replace the aging training data warehouse used for the training of the Army's units. The Army has also used the funding to replace the aging training data warehouse used for the training of the Army's units. The Army has also used the funding to replace the aging training data warehouse used for the training of the Army's units.
ARM, Total:	16,438	23,261	
Food Program Reporting System	1,101	1,257	From FY07, the Army has been using the existing funding to modernize its infrastructure. The Army has used to replace the aging training data warehouse used for the training of the Army's units. The Army has also used the funding to replace the aging training data warehouse used for the training of the Army's units. The Army has also used the funding to replace the aging training data warehouse used for the training of the Army's units.
Grass Training and Inspection Program	4,812	5,020	From FY07, the Army has been using the existing funding to modernize its infrastructure. The Army has used to replace the aging training data warehouse used for the training of the Army's units. The Army has also used the funding to replace the aging training data warehouse used for the training of the Army's units. The Army has also used the funding to replace the aging training data warehouse used for the training of the Army's units.
ARM, Total:	6,000	6,277	

1/ - The necessary funds for these 17 projects are not found.

QUESTIONS SUBMITTED BY MR. KINGSTON

ADMINISTRATIVE COSTS FOR EARMARKS

Mr. Kingston: Which USDA Agencies are currently taking money 'off the top' of appropriated projects to fund administrative costs?

Response: USDA agencies incur administrative costs to implement programs and projects, including administering earmarked projects. The amount of administrative costs withheld from an earmark differs based on the nature of the earmark and the agency administering the earmark. The Cooperative State Research, Education, and Extension Service, Agricultural Research Service, Animal and Plant Health Inspection Service, Natural Resources Conservation Service and Forest Service have retained portions of earmarked projects to support administrative costs.

Mr. Kingston: What mechanisms are in place to control the amount of funds that agencies are allowed to remove for administrative or operating expenses from funds appropriated by congressional members?

Response: Each agency reviews its administrative costs as they formulate budget requests and as they execute enacted appropriations. The amount of administrative costs withheld from an earmark differs based on the nature of the earmark and the agency administering the earmark. There are some specific statutory set-asides that all agencies within USDA are required by law to apply against certain programs, including from earmarks. For example, all funding related to extramural research and development is subject to a 2.5 percent set-aside for the Small Business Innovation Research Program (Small Business Research and Development Enhancement Act of 1992, P.L. 102-564, as amended). Also, all biotechnology research projects are required to set-aside 2.0 percent to support the Biotechnology Risk Assessment program (Food, Agriculture, Conservation, and Trade Act of 1990, P.L. 101-624, as amended).

ENVIRONMENTAL QUALITY INCENTIVES PROGRAM

Mr. Kingston: According to a recent New York Times article, January 13, 2008, changes to the Environmental Quality Incentives Program (EQIP) in 2002 have made this program an instrument for further concentration of agriculture and mega farms. Why was the payment limitation for this program increased from \$10,000 in 1996 to \$450,000 in 2002? Why were large scaled feedlot and farming operations made eligible for this program at the expense of small and medium sized producers? Has the Secretary's office investigated anyway to reverse these trends?

Response: The 2002 Farm Bill statutorily increased the payment limitation for the Environmental Quality Incentives Program (EQIP) and also made large livestock operations eligible for the program.

Since EQIP's inception, conservation actions supported by the program have improved stewardship on more than 125 million acres

nationwide. We believe that EQIP is on the right track. Because conservation-related technologies continue to evolve, public investment to defray costs or offset the perceived risks of installing new systems on existing operations makes sense. EQIP is a tool to assist producers in implementing conservation practices that provides benefits to everyone.

A handful of large livestock operations have received EQIP funds, but most EQIP projects are small in scale and cost. Yet, as a report from the Soil and Water Conservation Society and Environmental Defense cautions, it isn't size that matters most. "Large contracts can have very large environmental benefits"--as can smaller ones. But the bottom line is the return on taxpayers' investment in the form of reduced non-point source pollution, cleaner air and water, more productive soils and increased wildlife habitat.

Additional information is provided for the record.

[The information follows:]

- Large livestock operations were initially excluded by statute from participating in EQIP as it was originally established in 1996 and the total amount of cost-share and incentive payments paid to a producer could not exceed \$10,000 in any fiscal year, or \$50,000 for any multi-year contract. Congress made some significant changes to the program in the 2002 Farm Bill; among them was raising the cap on the total cost of EQIP contracts to \$450,000 and allowing large livestock operations to participate.
- A 2007 report by the Soil and Water Conservation Society (SWCS) and Environmental Defense summarizing their independent, third-party assessment of the program states: "Despite the much higher \$450,000 limit on what an individual or entity can receive from EQIP, the vast majority of EQIP contracts are far below the \$450,000 limit and the vast majority of individuals and entities receive far less than that limit. Large contracts and/or large sums to particular individuals or entities have not captured a significant percentage of EQIP funds."
- More specifically, the size of the average EQIP contract during 1997-2007 was \$15,056. Ninety-three percent of all EQIP funds are associated with contracts of less than \$50,000, and 82 percent are associated with contracts of less than \$25,000.
- In order to receive EQIP funds for animal waste facilities, operations of any size must develop comprehensive nutrient management plans (CNMPs), a holistic approach that integrates waste, nutrient and crop management in an environmentally sound manner. Further, any structures funded through EQIP, such as the lagoons mentioned in the New York Times article, must meet strict construction and quality assurance standards to ensure they operate safely and as designed.

## QUESTIONS SUBMITTED BY MR. HINCHEY

## RURAL ASSISTANCE PROGRAMS

Overall, this budget cuts \$1 billion -- less than one tenth of what we spend in Iraq each month -- out of rural America's hide, eliminating 33 programs, including important conservation assistance programs that offer farmers opportunities to supplement their incomes while conserving and improving the quality of our water and our soil. I know we will do our best to greatly improve upon these shortcomings but I'm curious to know what you have based your justification on.

Mr. Hinchey: In general, can you tell me if the demand -- the waiting lists, the back logs of people who are requesting but not getting served by rural assistance programs you've zeroed out in this budget -- is this demand growing or shrinking over the past few years?

Response: There is a strong demand for most of our Rural Development programs. For some programs, such as direct loans and grants for water and waste disposal projects and direct loans for single family housing, there are significant backlogs of applications that carry-over from year to year. These backlogs, however, do not necessarily reflect the higher priority application. For other programs, business grants in particular, changes in demand may be reflected in the proportion of applications that receive funding, although the unfunded applications do not necessarily carry-over.

Generally, grant and subsidized direct loans have a greater demand than the level that can be funded. However, these programs are far more costly to the Government than guaranteed loan programs which are more cost-effective in reaching more rural Americans. That is why our 2009 budget reflects a shift from grants and direct loans to guaranteed loans. Consideration was also given to whether guaranteed loans would be accessible to those served by grants and direct loans, and whether other Federal programs are available to serve the same purposes as the programs that are proposed for elimination.

Additional information is provided for the record:

[The information follows:]

## Single Family Housing 502 Direct:

The FY 2009 Budget proposes shifting budget authority from direct loans to guaranteed loans. This shift allows for significantly more leverage of available resources. While there may be \$3 billion of requests under the direct program, only about a third of those are qualified and ready to buy a house.

## Community Facilities Grants:

FY 2009 Budget provides adequate loan funding for projects that could have qualified for grants. The grant program currently has 856 pre-applications and applications for a total request of \$438 million.

Multifamily Housing Section 514/515/516/Revitalization:

The FY 2009 Budget emphasizes the Section 538 Multifamily Guaranteed loan program and assumes continuation of the Revitalization program, for which carryover funds are available. The Budget proposes supplanting the Section 515 Direct loan for the Section 538 Guaranteed loan program. This shift will allow the program level for Section 538 to increase from \$129 million to \$300 million. The 538 program was established in the 1990's and has been operating at about a \$100 level since then. In recent years the Administration has requested additional funding to support a \$200 million program level based on anticipated demand. While these requests have been denied, the 2008 Appropriations Act provides for a \$130 million level. The Administration is requesting \$300 million for 2009. This request assumes that the program would be expended to include refinancing. To date, it has been used only for new construction. The volume for Section 538 in FY 2007 was \$92,106,175, for a total of 4,102 units. In FY 2006, Section 538 had \$99,000,000, for a total of 3,697 units. In FY 2005, Section 538 had \$99,200,000, for a total of 3,313 units.

The 515 program was designed to serve families low income families. Most projects financed under this program require rental assistance payments for a substantial portion of the tenants who occupy them. In recent years the amount of funding available for rental assistance payments has been barely sufficient to meet the demand for maintaining the portfolio of existing projects, and very few new projects have been funded, which has resulted in fewer applications. The program received \$99 million in FYs 2005 and 2006. There were not carryover funds from those years. The volume for Section 515 new construction and rehab loans in FY 2007 was approximately \$81.4 million, for a total of 211 properties and 5,355 units. The volume for Section 515 new construction and rehab loans in FY 2006 was approximately \$83.8 million, for a total of 219 properties and 5,079 units. The volume for Section 515 new construction and rehab loans in FY 2005 was approximately \$99,200,000 million, for a total of 201 properties and 5,731 units.

The demand for 514/516 projects has declined in recent years due to changes that are occurring in the farm labor market toward increased use of non-domestic workers. Occupancy in section 514/516 projects is limited, by law, to U.S. citizens of those who have legally admitted for permanent residency status. Further, there is a statutory prohibition on allowing workers who process rather than produce agricultural products to occupy these projects, which denies access to families with members in who process agricultural products. The program is also dependent upon the availability of funding for rental assistance payments. The Volume for Section 514 Farm Labor Housing loans and Section 516 Farm Labor Housing Grant in FY 2007 was approximately \$47.4 million for a total of 50 properties and 1,285 units. The Volume for Section 514 Farm Labor Housing loans in FY 2006 was approximately \$20 million and \$26 million in Section 516 grants with a total of 36 properties and 3,406 units. The Volume for Section 514 Farm Labor Housing loans and Section 516 grants in FY 2005 was \$64.2 million, a total of 57 loans and grants with 2,040 units.



Individually Owned Household Water Well Grants:

The demand for this program has varied greatly. In FY 2005, the initial year of the program, there was a large demand and the Agency received applications totaling \$4,148,000 million. There was a sharp decrease in demand in FY 2006 when the agency only received \$990,000 in applications. In FY 2007 the demand increased, with the Agency receiving applications totaling \$1,596,000.

Water and Waste Revolving Fund Grants:

The demand for this program remained steady in FYs 2005 - 2006 when the agency received applications totaling \$1.5 million each year. In FY 2007 there was an increase in demand. The agency received applications totaling \$2.7 million.

Public TV Digital Transition Grants:

The demand for this program has been steady with a slight decrease in FY 2007. In 2006 and 2007, the program received \$21.3 million and \$17.2 million in application requests. The statutory deadline for Analog to Digital Transition is February of 2009, eliminating future demand for this program after FY 2008.

Community Connect Broadband Grants:

The demand for this program saw a sharp decrease in FY 2006. In 2006, demand was \$12 million, down from \$31 million in 2005. In 2007, demand rose again to \$29 million. The applications for this program do not carryover to the following year; hence there is not backlog of applications.

Electric Guaranteed Underwriting Loans:

There are two eligible borrowers for this program and only one has expressed interest in participation. The statutory limitation on eligible loans has been reached eliminating future demand/eligibility for the program.

High Energy Cost Grants:

The demand for this program has been steady in recent years. At present, we are reviewing 60 eligible applications totaling over \$143 million in requests submitted under the 2007 Notification of Funds Availability for \$21.9 million in competitive grants. The closing date was October 1, 2007. Awards have not yet been announced. Unfunded 2007 applications are eligible for consideration under the 2008 Notice of Funding Availability for an additional \$6.8 million which closes on March 28, 2008.

UNMET NEED FOR FLOOD PREVENTION

Mr. Hinchey: Specifically, can you tell us what the unmet needs are for flood prevention in rural America? How many communities will do without our help to prevent loss of property and lives due to this budget?

Response: USDA does not track rural communities affected by flooding or those that have yet to implement measures to provide for flood prevention. Within the Watershed and Flood Prevention Operations Program, NRCS currently has applications from local sponsors which total \$1.43 billion for project measures in 365 active watersheds

involving the installation of floodwater dams, reservoirs, and other conservation practices.

#### SUPPLEMENTAL NUTRITION ASSISTANCE

Mr. Hinchey: Can you tell us how many families will apply, but will not receive supplemental nutritional assistance with this budget?

Response: The President's budget request fully funds all of the major nutrition assistance programs to insure that all eligible persons seeking to participate can receive the help they need. We have not proposed to continue funding for the Commodity Supplemental Food Program (CSFP). The decision not to fund CSFP acknowledges that there are alternative nutrition assistance programs available to CSFP participants. CSFP is not a nationwide program, operating in parts of 32 States, in the District of Columbia, and through two Indian Tribal Organizations. CSFP benefits and target populations largely overlap with the Food Stamp Program (FSP) and the Special Supplemental Nutrition Program for Women, Infants, and Children (WIC). The Administration believes Federal resources would best be utilized by focusing on the core nutrition assistance programs: FSP and WIC.

#### BACKLOG OF FARMERS APPLYING FOR CONSERVATION TECHNICAL ASSISTANCE

Mr. Hinchey: Can you tell us what the backlog of farmers are applying for, but not getting in terms of conservation technical assistance?

Response: Requests for assistance through the Conservation Technical Assistance Program (CTA) come to NRCS in a variety of ways. Customers may go directly to a Natural Resources Conservation Service (NRCS) office with their request, contact NRCS by mail or email, or request assistance from NRCS by phone. These requests can vary from simple questions or requests for information that require a brief consultation to complex issues that require hours of staff time, such as developing a comprehensive conservation plan for the farm or ranch.

The demand for CTA remains high. In FY 2007, NRCS provided conservation technical assistance to nearly 200,000 farmers and ranchers, much of which was to prepare them to participate in the various farm bill programs. NRCS does not collect information on the backlog of farmers/ranchers requesting but not receiving assistance through the CTA Program.

#### BACKLOG OF FARMERS WILLING TO PARTICIPATE IN EASEMENT PROGRAMS

Mr. Hinchey: How about the backlog of small farmers who are willingly waiting to participate in conservation easement programs that protect wetlands and conserve soil, and while waiting, decide they'd be better off subdividing their farms?

Response: NRCS has not tracked easement applications by small farmers or any other type of agricultural operation. However, the

following reflects the total number of current unfunded applications on hand for NRCS easement programs:

- Farm and Ranchland Protection Program (FRPP) - 729 applications covering 112,300 acres for \$200 million. As of 9/30/07, NRCS has enrolled 533,000 acres on 2,764 parcels.
- Grassland Reserve Program (GRP) - 7,412 applications covering 5 million acres for \$981 million. As of 9/30/07, NRCS has enrolled 126,000 acres on 241 parcels.
- Wetland Reserve Program (WRP) - This information is not available for WRP because NRCS is currently converting to a new easement management system and has not maintained this information during the migration to the new system. As of 9/30/07, NRCS has enrolled 1,922,480 acres on 10,187 parcels.

#### FARM SERVICE AGENCY BUDGET

Mr. Hinchey: In your written testimony you referred to the important nature of the Farm Service Agency as a critical safety net for farmers - providing a temporary source of credit when farmers are unable to obtain them from commercial sources. Why then, does the budget propose to cut the Farm Service Agency's budget by over \$1.3 billion dollars?

Response: The programs in the Farm Service Agency (FSA) budget that are reflected in the \$1.3 billion reduction are primarily *ad hoc* disaster assistance (\$602 million) and commodity programs funded through the Commodity Credit Corporation (\$714 million) that decline due to higher commodity prices. None of these programs affect the ability of FSA to provide credit to farmers who are unable to obtain loans from commercial sources.

The FY 2008 adjusted subsidy appropriation for farm loan programs supports a farm loan level of \$3.428 billion. The FY 2009 subsidy appropriation request supports a loan level of \$3.442 billion, an increase of \$14 million.

#### FARM LOAN PROGRAM DELIVERY

Mr. Hinchey: You claim that the proposed loan levels reflect actual usage in recent years. How could farmers access these loans if the offices that inform farmers and distribute the loans are closed down, as the USDA has proposed for offices all over the country, including the district I represent?

Response: As a general rule, FSA farm loan program staffs are responsible for multiple counties. Out of about 2,280 local FSA offices, approximately 850 include farm loan program staff. Farm loan program staffing has been relatively unchanged over the last decade. The agency has aggressively modernized IT systems supporting farm loan programs so that loan processing, farm business planning, and similar functions are accessible via internet. The FSA loan forms that applicants and borrowers may need are available on the internet as well as in local offices. Farmers, and lenders in the case of guaranteed

loans, can submit loan applications and other documents via the internet as well. FSA loan officers have, in effect, a "virtual office" anywhere they can access the internet. They can process a loan at a farmer's kitchen table.

#### ADEQUATE FUNDING FOR CONSERVATION PROGRAMS

Mr. Hinchey: According to the Natural Resources Conservation Services (NRCS), in 2006 New York had \$20.5 million in unfunded conservation applications in New York. That means that farmers, forest and land owners who volunteered to take steps to improve New York's environment were turned away, due to lack of funds. Programs crucial to the protection of drinking water for millions of New Yorkers, such as the Environmental Quality Incentives Program (EQIP), had \$11.1 million of unfunded applications in 2006. Since 2002, more than \$48 million in projects aimed at permanently protecting working farms in New York that were submitted to the Farm and Ranchland Protection Program have gone unfunded. New York farmers also await the full implementation of the Conservation Security Program to reward their stewardship practices; limited funding has restricted its availability to only a few specific small watershed areas.

The Administration's 2007 Farm Bill proposal called for \$7.8 billion in new spending over 10 years for the conservation title, but the proposed 2009 budget actually reduces spending on several conservation programs. I understand that part of the reason for this decrease in spending is that the new Farm Bill has not yet been passed, but at this point it is still unclear whether or not there will be adequate new funding for the conservation title in the final bill.

What is the administration going to do to ensure that the conservation programs receive adequate new funding, both in the farm bill and through this year's appropriations process?

Response: Increasing our commitment to conservation programs is important to the Department and the Farm Bill is a major vehicle for addressing the Nation's conservation needs. The President's budget request must be viewed in concert with the Administration's Farm Bill proposal which makes a significant investment in conservation. The proposal would add \$775 million to Farm Bill conservation programs in FY 2009 and provides \$7.8 billion in new spending over 10 years in the conservation title. In addition, the Administration's proposal combines and streamlines program design to improve the effectiveness and efficiency of program delivery making even more funding available for important conservation efforts.

For programs funded through the appropriations process, Conservation Operations (CO) supports the Department's conservation efforts with State and local entities, and provides for the conservation planning and decision support needed to successfully implement Farm Bill conservation programs. It is also vital to maintaining the Department's cadre of professional and technical employees available to help producers implement their conservation plans. We are working closely with the House and Senate Committees to

ensure the Farm Bill conservation proposals receive favorable consideration.

#### WATERSHED PROGRAMS FULFILLING A CORE RESPONSIBILITY OF GOVERNMENT

Mr. Hinchey: The Watershed Surveys and Planning Program, which subsidizes local planning activities for water resource use and The Flood Prevention Operations Program, which subsidizes dam and water-supply construction projects were both eliminated. The administration claimed that "This is not a core responsibility of the federal government."

The district that I represent in upstate New York State has suffered several unusual and unprecedented "100 year floods" since 2005. These floods not only damaged many residences and thousands of acres of farm land, including the black dirt region of the Wallkill River Valley (of the lower Hudson Valley) but they also resulted in the loss of life. These flooding events are evidence of a complex problem requiring a comprehensive solution.

Water resource use programs and watershed and flood prevention operations, which address problems that threaten farmland and agricultural production, oversee in many cases watersheds and rivers that cross or encompass multiple states and involve multiple jurisdictions and regulatory agencies on the local, state and federal levels.

If these programs, designed to prevent flooding losses, including loss of life, aren't a "core responsibility of the federal government," then what is?

Response: Because the water resource program benefits are highly localized, it is more appropriate for local sponsoring organizations as well as State and local governments to assume a greater role in identifying and addressing water resource problems. With the elimination of the Watershed and Flood Prevention Operations Program, the planning component (Watersheds Surveys and Planning) is no longer necessary. This shift in funding priorities will enable the Department to focus limited resources on higher priority conservation program activities of national interest.

#### RESEARCH FUNDING CUTS

Mr. Hinchey: How can the federal government continue to ensure high quality, safe foods and products, a competitive agricultural economy, enhance the environment, and provide economic opportunities for rural Americans with such a drastic cut in research funding?

Response: The budget requests over \$2.3 billion to support USDA research programs. The budget continues to emphasize high priority research, as well as the use of competitive grants through the National Research Initiative, and the introduction of Multi-State competitive grants in the Hatch and McIntire-Stennis programs to direct funds to

the highest quality research programs. We are strong proponents of research, as reflected in our farm bill proposals. Our proposals would establish annual funding levels of \$10 million for research on conservation and environmental outcomes and new and improved seed varieties especially suited for organic agriculture; \$50 million to advance fundamental scientific knowledge for the improved production of renewable fuels and bio-based products; and \$100 million to provide science-based tools for the specialty crop industry. The reductions in the budget are primarily a reflection of the elimination of earmarks and lower priority work.

#### APPLE ROOTSTOCK RESEARCH

Mr. Hinchey: Specialty crops have received increased support by the administration and Congress. However, the National Apple Rootstock Breeding Program in Geneva, NY, which is the only research project of its kind in the country, is significantly underfunded.

What will the Department do to ensure that this and other research programs receive the resources they need to deliver critical technology and information that apple growers and farmers nationwide need to grow quality products and stay competitive worldwide?

Response: USDA recognizes the great national importance and high economic value of the U. S. apple industry, and the critical role that research programs play in addressing key industry challenges. The rootstock program at Geneva, NY, a joint breeding program between ARS and Cornell University, is expected to receive the same funding in 2009 as in 2008. The program may receive a substantial benefit from the Administration's 2007 Farm Bill proposal, which seeks \$100 million in mandatory annual spending for a new Specialty Crop Research Initiative. The Geneva rootstock program collaborates with ARS research projects on apple genetics and breeding at Kearneysville, WV, and Wenatchee, WA. USDA will continue to work with its partners to leverage available resources to address the priority needs of the U.S. apple industry.

#### BISON IN YELLOWSTONE NATIONAL PARK

Mr. Hinchey: With regard to the Bison in Yellowstone National Park, for over one year, I have been in contact with your Department, specifically APHIS, encouraging APHIS to come to the table with some funding to help alleviate the conflict between bison in Yellowstone National Park and surrounding cattle ranches. I had been informed that a decision memo was on the previous Secretary's desk before your predecessor left.

Can you please tell me what the status of my request is and why, a year after I asked USDA's help in seeking solutions, we are still no closer to allowing the Interagency Bison Management Plan to move into the second phase where wild bison have room to roam just outside of the park?

Response: We appreciate your continued interest in this issue and the opportunity to provide an update on the status of our work

involving the elimination of brucellosis in the Greater Yellowstone Area. We continue to explore all viable options that will allow USDA, the U.S. Department of the Interior, and Montana to address brucellosis transmission issues between bison in Yellowstone National Park and surrounding cattle ranches. Regarding your question about the Interagency Bison Management Plan, at this time there are two principal reasons that Phase 2 of the plan has not been implemented: 1) Cattle are still grazing on private lands outside the park; and 2) a safe and effective remote vaccine delivery system is not yet available.

The Greater Yellowstone Interagency Brucellosis Committee (GYIBC) Memorandum of Understanding (MOU) was originally presented in May 2005. Last year, USDA and the Department of the Interior signed an updated MOU. The MOU was then sent to the Governor of Montana on May 30, 2007. We understand that the Governor of Montana was to arrange a meeting with the Governors of Idaho and Wyoming to obtain signatures on the original. The Governors of Idaho and Wyoming were provided electronic copies. As of March 27, 2008, we have not received a signed MOU. Finalizing this MOU is an APHIS priority since the MOU expired in 2000. APHIS appreciates the cooperative efforts of its stakeholders in obtaining consensus on this MOU and in continuing the efforts of the GYIBC. Implementing the final MOU in full cooperation with APHIS, Federal and State partners is integral to eliminating brucellosis from elk and bison herds in the Greater Yellowstone Area and to preventing reintroduction.

Mr. Hinchey: Can I have your commitment that you'll work with me and the Governor of Montana this year to protect the Yellowstone Bison while at the same time protecting Montana's brucellosis free status?

Response: The USDA remains committed to the Interagency Joint Management Plan that initiates the long-term management of the Yellowstone bison. Further, USDA will continue to work with all of its stakeholders in the Greater Yellowstone Area to resolve issues associated with elimination of brucellosis in this region. As a member of the Greater Yellowstone Interagency Brucellosis Committee (GYIBC), USDA has pledged its full cooperation to protect the economic viability of the livestock industry by eliminating brucellosis while sustaining populations of free-ranging wild elk and bison in the Greater Yellowstone Area. USDA and the U.S. Department of the Interior (DOI) agreed upon a revised GYIBC memorandum of understanding (MOU) after the previous MOU expired. Both USDA and DOI have signed the updated MOU, and we have sent it to the Governors of Idaho, Montana, and Wyoming for their review and signature. The majority of our communication on this issue has been with the Governor of Montana's office. A representative of the Animal and Plant Health Inspection Service periodically calls the Governor's office to check on the status of the MOU. Due to the complexity of this issue and the number of interested parties involved—including ranchers and tourists, as well as State and Federal agencies—we are committed to resolving any issues that arise through consensus and in cooperation with affected stakeholders.

Mr. Hinchey: Can you also update me on the status of Remote Delivery Vaccine Development for these animals, another requirement before the Interagency Plan can successfully move into stage two?

Response: The Animal and Plant Health Inspection Service (APHIS), in collaboration with the Agricultural Research Service (ARS), is currently in the process of investigating the oral delivery method of vaccination of wildlife for brucellosis. The Yellowstone National Park (Department of the Interior) and ARS are working to improve the efficacy of ballistic vaccination (remote delivery vaccination) of bison for brucellosis.

Mr. Hinchey: Please also explain how APHIS is dealing with the large number of elk, which are suspected of transmitting brucellosis to cattle, yet are allowed to roam free inside and outside the park?

Response: APHIS supports the State wildlife agencies in their efforts to conduct surveillance and mitigation actions for brucellosis in elk. APHIS, in collaboration with ARS, is developing an oral vaccination strategy for elk on feed grounds. APHIS is developing nonlethal strategies for the elimination of brucellosis from elk and bison. APHIS, in conjunction with the states of Idaho, Montana, and Wyoming, is developing Individual Brucellosis Herd Plans with producers to assist them in their efforts to help prevent their cattle from contracting brucellosis from the bison and wild elk reservoirs.

Mr. Hinchey: Even if we were to kill every bison in Yellowstone Park, wouldn't we still have a brucellosis concern due to its presence in elk?

Response: Consensus opinion among scientists is that brucellosis will likely remain in the elk population, with or without exposure to bison, due to the current use of feed grounds which congregate the elk during the winter resulting in increased exposure to infectious materials. APHIS is currently developing nonlethal strategies to eliminate brucellosis from bison and elk in the Greater Yellowstone Area.

#### INDIANA FOOD STAMP MODERNIZATION PROJECT

Mr. Hinchey: How is the Department monitoring the privatization of Food Stamp operations in Indiana?

Response: In December 2006, Indiana signed a 10-year contract with IBM to modernize the State's eligibility process across a range of programs, including food stamps. The project transfers a majority of State employees to the vendor, modifies the application process and workflow, and adopts new technology, including an online application, call centers, and document imaging. The transfer of staff occurred in March 2007, and Indiana began pilot testing the new business model on



October 29, 2007, in a twelve-county region comprising about 10 percent of the State's total caseload.

Over the last two years, USDA has carefully monitored the Indiana Modernization Project through a variety of means. USDA has worked closely with State staff to review planning documents, training materials, and various program reports and statistics to ensure that the project preserves customer service, program access and integrity and complies with applicable Federal laws and regulations. In addition to the routine and ongoing program monitoring that USDA performs across all State Food Stamp Programs, USDA is also providing far more extensive and specialized oversight of the Indiana initiative. USDA recently provided a full description of the various monitoring efforts in a report submitted to the House and Senate Appropriations Committees on February 7, 2008, as required by P.L. 110-161, "Consolidated Appropriations Act, 2008."

USDA reviews daily and monthly reports on various aspects of the Indiana project's performance, which are provided specifically for this project. Since the project began in March 2007, Indiana has submitted monthly reports to USDA indicating the number of applications filed and the processing outcomes for those applications for each month of the project. Data are reported separately for the pilot region and for the State as a whole, and corresponding data are provided for the previous year, which allows USDA to analyze the data for significant changes over time and during pilot implementation. Since the pilot began, the State has also provided FNS with daily statistics on Service Center performance. USDA and Indiana State staff hold weekly calls to review these data, discuss areas of concern, and State responses.

USDA has augmented these reports with extensive on-site monitoring of local program operations, visiting 37 local offices on-site since the March 2007 transition of State staff to the vendor. These observations of local offices at various points in the implementation process have allowed USDA to identify areas of concern and to work with the State to address these issues on a timely basis. Additional reviews are planned as pilot implementation proceeds in the Spring of 2008.

#### SUMMER FOOD SERVICE PROGRAM

Mr. Hinchey: How is the Department planning to get more kids enrolled in the summer food program--specifically, the Simplified Summer Food Program, which has been expanded in the last Appropriations bill.

Response: Increasing participation in the Summer Food Service Program has been a priority for the Food and Nutrition Service (FNS) for several years. The Consolidated Appropriations Act, 2008 expanded the simplified cost accounting procedures to all States. Shortly after enactment, FNS held a series of conference calls with the State agencies and covered the basic program provisions that each State needed to begin implementation.

In working with States to implement the simplified procedures, FNS has encouraged them to reach out to potential new sponsors as well

as those sponsors who have recently dropped out of the program. FNS is working to update outreach materials and meets regularly with partner organizations to coordinate summer food outreach efforts. FNS also presents information about the Summer Food Service Program at national conferences and professionals association meetings. In the next few months, FNS will talk to hundreds of professionals in the summer camp, parks, recreation, educational enrichment, child care and after school industries at their annual conferences. FNS also works to publish articles and information through national media outlets and professional journals and the FNS Web site has information for potential participants and materials that sponsors can personalize and use to promote their local programs.

The FNS regional offices work directly with States, and States work directly with local service institutions to conduct outreach events and promote media coverage of the Summer Food Service Program. Local service institutions are gearing up now to communicate with parents and children about the program through media coverage and sending fliers home. Local service institutions are also working now to establish feeding sites by reaching out to those places where children gather in the summer months, including playgrounds, community centers, churches and libraries. We believe these local efforts, combined with national outreach and the simplified procedures will contribute to increased availability and utilization of the program this year.

#### CONSERVATION RESERVE ENHANCEMENT PROGRAM

Mr. Hinchey: Roughly 1,500 acres have been enrolled in the CREP in Orange County, much of it on muckland soils. Ostensibly the primary conservation purpose behind enrolling this acreage in this program is to reduce soil sediment from running off into the Wallkill River.

This is not the primary reason why farmers and land owners are enrolling their farmland. Whole fields and tracts of land, not just buffer strips, are being enrolled in this program (a brochure for the CREP produced by NYS states "Farm the Best, Buffer the Rest.")

With an annual payment of about \$500 per acre per year, for a 10 to 15 year contract period, requiring minimal to almost no maintenance or work on the part of the enrollee, this program is primarily serving the purpose of a supplemental income stream for a farmer's retirement program. A number of what seem to be unintended consequences have resulted from this program. A significant portion of available muckland has been taken out of production, leading to significantly inflated land values and greatly inflated rental rates.

Prior to CREP, muckland rental rates were about \$200 per acre. Land owners that can receive CREP payments of \$500 per acre will not accept \$200 per acre for rent from a farmer. It would appear that no one is considering, let alone addressing, what will happen 10 to 15 years from now when the current CREP contract periods end.

Will the USDA continue to offer or promote new CREP enrollment in places like Orange County, New York?

Response: USDA's goal is to negotiate CREP cost-effective agreements that are targeted to State and national environmental priorities. Regarding the New York State CREP concerning muck soils, USDA has entered into negotiations with our State partner to address the relatively high effective cropland rental rates in Orange County, New York.

Mr. Hinchey: In assessing the CREP program around the country, have you found examples of these unintended consequences?

Response: FSA intends to complete its analysis by this summer and, so far, no issues have been identified.

Mr. Hinchey: If so, how will USDA help ensure the program achieves its goals?

Response: FSA will promptly work with its State partners to enter into negotiations should any issues be identified.

## QUESTIONS SUBMITTED BY MS. KAPTUR

## BIOFUELS IMPORTS

Ms. Kaptur: Over the last few years we have been making tremendous progress to invest in an energy future for rural America. In reading through your budget request, I was disappointed to find that energy for agriculture did not fair well. In your testimony you state that you are dedicated to investing in an alternative energy future yet you zeroed out, the Biodiesel Fuel Education Program, the Renewable and Energy Efficiency Improvements Program, the Biomass Research and Development Program, the CCC Bioenergy Program and the Value-Added Agricultural Product Market Development Grants. The administration is playing political games with this budget.

Mr. Secretary, your predecessor worked closely with the agriculture community to help promote alternative energy development. While I understand that you did not write this budget, you certainly enter this room with a serious deficit. I, along with my colleagues encourage you to take seriously the challenge posed by rural America and the obligation of USDA to usher in this new age.

Last year we talked a bit about proposals to increase ethanol and biodiesel imports from other countries. Can you provide to us statistics on these biofuels imports for each of the past three years, identifying the countries of origin for these fuels?

Response: The information is submitted for the record.

[The information follows:]

**U.S. Imports of Ethyl Alcohol by Country, 2005-2007 (Jan-Dec)**

Country	2005	2006	2007
Unit: 1,000 Liters			
Azerbaijan, Republic	0	363	0
Argentina	14,690	25,990	18,922
Australia	186	0	167
Brazil	273,565	1,720,834	852,505
Canada	46,434	79,801	83,883
China, People's Republic	16	147,501	5,560
Chile	0	0	23
Colombia	789	0	0
Costa Rica	126,565	136,010	157,125
Ireland	21,823	23,065	12,876
El Salvador	89,712	145,661	283,796
France	0	34	0
Germany	204	91	11
Italy	398	567	1,535
Japan	0	35	0
Jamaica	137,516	255,843	301,424
Korea, Republic of	11	10	10
Mexico	0	44	24
Netherlands	1,828	8,784	3,149
Pakistan	0	21,493	0
South Africa, Republic	43,798	62,457	47,624
Switzerland	0	1	0
Trinidad and Tobago	37,878	99,317	162,234
United Kingdom	8,980	6,992	4,879
<b>Total</b>	<b>804,392</b>	<b>2,734,891</b>	<b>1,935,747</b>

Data Source: Department of Commerce, U.S. Census Bureau, Foreign Trade Statistics.

Note: Totals based on following 10-digit Harmonized Tariff System codes:  
 2207106000, Ethyl Alcohol Undenatured 80%/Higher, Nonbeverage  
 2207200000, Ethyl Alcohol & Other Spirits Denatured Any Strength

**U.S. Imports of Biodiesel by Country, 2005-2007 (Jan-Dec)**

Country	2005	2006	2007
	Unit: Metric Ton		
Argentina	0	0	40,908
Australia	0	0	6,780
Belgium-Luxembourg	1,502	2,439	1,516
Brazil	0	0	2,103
Canada	1,887	8,297	17,347
China, People's Republic	81	115	74
Denmark	2	8	8
Ecuador	0	34,301	6,997
Ireland	1	1	0
France	85	21	181
Germany	2,950	2,192	1,209
Indonesia	0	25,563	193,790
Italy	8	114	253
Japan	11	828	39
Korea, Republic of	0	1	19
Mexico	1,930	18,561	54,873
Malaysia	17,034	54,252	122,714
Netherlands	4,229	4,547	3,220
Norway	362	411	1,103
Singapore	0	3,129	32,597
Spain	0	21	13
Sweden	0	953	1,201
Switzerland	9	2	0
Thailand	33	0	0
Taiwan	0	42	98
United Kingdom	0	30	31
<b>Total</b>	<b>30,125</b>	<b>155,825</b>	<b>487,074</b>

Data Source: Department of Commerce, U.S. Census Bureau, Foreign Trade Statistics.

Note: Values based on following 10-digit Harmonized Tariff System code:  
3824904020, Fatty Esters of Animal and Vegetable Type, Mixed

USDA ENERGY PROGRAMS

Ms. Kaptur: Over the past few years your office has provided a detailed analysis of the energy programs within the USDA budget. For the record, could you please provide a cut out of the budget request for all USDA energy programs?

Response: The information is provided for the record.

[The information follows:]

**UNITED STATES DEPARTMENT OF AGRICULTURE**  
**Biobased Products, Bioenergy/Renewable Energy Related Programs**

(Dollars in Thousands)

<b>Biobased Products, Bioenergy/Renewable Energy Related Programs</b>	<b>FY 2007</b>	<b>FY 2008</b>	<b>FY 2009</b>
	<b>Actual</b>	<b>Estimate</b>	<b>Budget</b>
Commercialization.....	\$50,999	\$76,109	\$33,626
Research and Development.....	102,760	104,125	117,112
Education and Outreach.....	149	399	1,884
Energy Efficiency and Conservation.....	689	689	3,489
<b>Total, Biobased Products, Bioenergy/Renewable Energy Programs (Budget Authority).....</b>	<b>154,597</b>	<b>181,322</b>	<b>156,111</b>
<b>Total, Biobased Products, Bioenergy/Renewable Energy Programs (Program Level).....</b>	<b>(276,588)</b>	<b>(444,387)</b>	<b>(251,761)</b>
<b>RECAP, by Agency, Budget Authority:</b>			
Agricultural Research Service (ARS).....	72,105	71,071	70,557
Cooperative State Research, Education, & Ext. Service (CSREES).....	17,370	19,098	32,322
Economic Research Service (ERS).....	0	1,060	1,257
Forest Service (FS).....	33,059	40,090	41,750
Natural Resources Conservation Service (NRCS).....	69	69	69
Office of the Chief Economist (OCE).....	2,454	2,175	2,320
Departmental Administration (DA).....	386	353	386
National Agricultural Statistics Service (NASS).....	200	200	3,000
Rural Development (RD).....	28,963	47,266	4,350
<b>Total, Biobased Products, Bioenergy/Renewable Energy Programs.....</b>	<b>154,597</b>	<b>181,322</b>	<b>156,111</b>

#/ Does not include mandatory funding or Farm Bill proposals.



**UNITED STATES DEPARTMENT OF AGRICULTURE**  
**Biobased Products, Biorenewable Energy, Renewable Energy-Related Programs**

(Dollars in Thousands)

	FY 2007 Actual	FY 2008 Estimate	FY 2009 Budget
<b>Biobased Products, Biorenewable Energy Programs Detail</b>			
<b>OFFICE OF THE SECRETARY</b>			
<b>Office of the Chief Economist (OCE)</b>			
Commercialization			
Interagency biobased procurement efforts.....	\$774	\$501	\$462
Preferred Procurement and Labeling Program for Biobased Products.....	76	49	42
Subtotal, Commercialization.....	850	550	504
Research and Development.....	1,600	1,525	1,630
<b>Total, OCE.....</b>	<b>2,454</b>	<b>2,175</b>	<b>2,134</b>
<b>Departmental Administration (DA)</b>			
Commercialization:			
Federal Procurement of Biobased Products (Sec. 9002).....	386	353	386
<b>Total, DA.....</b>	<b>386</b>	<b>353</b>	<b>386</b>
<b>RESEARCH, EDUCATION AND ECONOMICS</b>			
<b>Agricultural Research Service (ARS)</b>			
Research and Development.....	72,045	71,011	70,497
Education and Outreach.....	53	53	53
Energy Efficiency and Conservation.....	7	7	7
<b>Total, ARS.....</b>	<b>72,105</b>	<b>71,071</b>	<b>70,557</b>
<b>Cooperative State Research, Education, &amp; Ext. Service (CSREES)</b>			
Research and Development:			
Formula Programs.....	6,512	4,709	3,702
National Research Initiative.....	7,386	7,631	26,801
Special Research Grants-Emerisks.....	1,125	4,461	0
Small Business Innovation Research.....	1,788	1,788	0
Subtotal Research and Development.....	16,861	18,589	30,503
Education and Outreach:			
Formula Programs.....	96	96	1,406
Subtotal, Outreach and Education.....	96	96	1,406
Energy Efficiency and Conservation:			
Formula Programs.....	413	413	413
<b>Total, CSREES.....</b>	<b>17,370</b>	<b>19,098</b>	<b>32,322</b>
<b>Economic Research Service (ERS)</b>			
Research and Development.....	0	750	932
Education and Outreach.....	0	250	421
<b>Total, ERS.....</b>	<b>0</b>	<b>1,000</b>	<b>1,353</b>

UNITED STATES DEPARTMENT OF AGRICULTURE				
Biobased Products, Bioenergy/Renewable Energy-Related Programs				
(Dollars in Thousands)				
	FY 2007 Actual	FY 2008 Estimate	FY 2009 Budget	
<b>National Agricultural Statistics Service (NASS)</b>				
Energy Efficiency and Conservation-Biobased.....	200	200	3,000	
<b>Total, NASS.....</b>	<b>200</b>	<b>200</b>	<b>3,000</b>	
<b>NATURAL RESOURCES AND ENVIRONMENT</b>				
<b>Forest Service (FS)</b>				
Commercialization-Renewable Energy.....	20,300	27,840	28,200	
Research and Development:				
Biobased Products Research-Renewable Energy.....	1,500	1,500	1,500	
Biomass and Bioenergy Research.....	10,750	10,750	10,750	
Subtotal Research & Development.....	12,250	12,250	12,250	
<b>Total, FS.....</b>	<b>31,050</b>	<b>40,090</b>	<b>41,750</b>	
<b>Natural Resources Conservation Service (NRCS)</b>				
Energy Efficiency and Conservation				
Web-Based Tools to Support Energy Management.....	69	69	69	
<b>Total, NRCS.....</b>	<b>69</b>	<b>69</b>	<b>69</b>	
<b>RURAL DEVELOPMENT</b>				
<b>Rural Development (RD)</b>				
Commercialization:				
Guaranteed Business and Industry Loans.....	3,113	4,320	4,350	
Guaranteed Business and Industry Loans (Program Level).....	(71,402)	(100,000)	(100,000)	
Rural Economic Development Loans.....	90	598	0	
Rural Economic Development Loans (Program Level).....	(400)	(1,399)	(0)	
Value-added Grants.....	2,952	6,660	0	
Renewable Energy Efficiency Grants.....	19,102	17,874	0	
Renewable Energy Efficiency Loans.....	3,768	17,874	0	
Renewable Energy Efficiency Loans (Program Level).....	(57,863)	(88,476)	(0)	
Subtotal, Commercialization.....	28,963	47,266	4,350	
<b>Total, RD.....</b>	<b>28,963</b>	<b>47,266</b>	<b>4,350</b>	
<b>Total, USDA Biobased Products, Bioenergy/Renewable Energy Programs.....</b>	<b>154,597</b>	<b>181,322</b>	<b>156,111</b>	

## RURAL ELECTRIC CO-OPS

Ms. Kaptur: In the House report of the fiscal year 2008 Agriculture Appropriations bill, the committee inserted the following language, "The Committee has become aware of interest in wind power generation and has included increased funding to provide additional resources to support this growing renewable energy industry". What steps has the administration taken to account for the growing interest in wind generation?

Response: The Rural Utilities Service (RUS) is actively engaged in outreach efforts with electric cooperatives that are interested in producing renewable energy, including wind. The agency meets with cooperative managers and interested parties and discusses the possibilities of funding projects and does presentations to electric cooperatives to educate them about the available funds for traditional and renewable sources of energy, including wind. RUS is working with a number of cooperatives and private developers on wind projects, including three major wind projects in the upper Great Plains. Additional projects may also be submitted for consideration.

Ms. Kaptur: In terms of renewable energy loans, could you please provide for the record a breakdown of the funding provided by Rural Development?

Response: Since 2001, RUS has provided loans for a variety of renewable energy projects including photo voltaic, wind, landfill methane, manure digesters, and a woody bio-mass plant that will use waste wood and chicken litter as the fuel source. Because of the uncertainty on what would be funded from year to year, these programs are not part of the crosscut. Over the same period RUS has provided over \$411 million in renewable energy projects through an array of loan, loan guarantee and grant programs. Nearly 41 percent of this amount was invested in ethanol production capabilities across rural America. A detailed break down of the renewable energy projects is attached. The information is provided for the record.

[The Information follows:]

Rural Development Programs  
Renewable Energy/Energy Efficiency Activity  
FY 2001 Through FY 2007  
By: Catherine A. Berman

Categories	Sub-Program A					Sub-Program B					Sub-Program C					Sub-Programs						
	B1.2 Section A001 Renewable Energy/Energy Efficiency Grants					B1.2 Section A002 Renewable Energy/Energy Efficiency Loans					B1.2 Section A003 Renewable Energy/Energy Efficiency Combos					Business and Industry (B3) Loan Guarantees/Trade Pay Line Items						
	NO	Amount	Leverage	NO	Amount	Leverage	NO	Amount	Leverage	NO	Amount	Leverage	NO	Amount	Leverage	NO	Amount	Leverage				
BIOMASS	Aerobically Digested	17.1	\$ 27,117,018	\$	134,072,930					7.1	\$ 10,033,077	\$	4,029,877	\$	8,061,377	\$	863,000		13.1	\$ 35,418,842	142,114,731	
	Ethanol Production	5.5	\$ 1,106,000	\$	35,121,903	2.5	\$ 23,000,000	\$	73,600,000					1.1	\$ 146,160,823	\$	115,450,000		16.7	\$ 725,820	222,116,000	
	Bedford Production	21.5	\$ 6,654,247	\$	56,796,728	6.5	\$ 30,620,700	\$	70,580,000	0.5	\$ 1,601,710	\$	6,620,162	\$	10,254,008	7.1	\$ 135,659,070	\$	\$ 845,000	45	\$ 1,741,218	106,680,800
	Solid Fuel Production	5.5	\$ 706,425	\$	7,587,476	1.5	\$ 10,000,000	\$	10,000,000	1.5	\$ 44,733	\$	44,733	\$	89,466	\$	\$ 137,307,000	\$	\$ 500,500	11	\$ 28,102,821	17,737,321
	Thermal Composites	8.5	\$ 5,794,126	\$	18,322,944	1.5	\$ 60,000,000	\$	13,024,000	0.5	\$ 3,349,748	\$	4,890,787	\$	12,349,855	\$	\$ 6,000,000	\$	13,034,000	86	\$ 28,035,677	98,600,000
	Landfill Gas																		0		0	
	Sub-Total	109.1	\$ 42,223,428	\$	251,823,882	0.5	\$ 70,320,000	\$	176,184,000	3.2	\$ 3,066,240	\$	15,572,569	\$	20,884,590	21.5	\$ 209,260,993	\$	135,388,000	272	\$ 341,827,200	534,081,141
Wind	Large	115.5	\$ 35,181,899	\$	489,050,970					2.5	\$ 680,000	2.5	\$ 680,000	\$	3,081,130				117	\$ 34,415,825	439,107,121	
	Small	74.5	\$ 1,405,487	\$	6,460,215					2.5	\$ 3,866	2.5	\$ 3,866	\$	195,733				75.5	\$ 2,065,819	6,632,855	
	Sub-Total																		0		0	
Sub-Total	183.7	\$ 39,088,422	\$	501,635,049	0.5	\$			0.5	\$	711,688	\$	681,688	\$	3,274,872	0.5	\$		192	\$ 36,481,724	504,789,936	
Solar	Residential	49.5	\$ 1,802,851	\$	4,619,000														49	\$ 1,802,851	4,619,000	
	Thermal																		0		0	
	Sub-Totals	49.5	\$ 1,802,851	\$	4,619,000	0.5	\$			0.5	\$								49	\$ 1,802,851	4,619,000	
Geothermal	Direct Use	20.5	\$ 1,000,000	\$	3,000,000					1.5	\$ 5,000	\$	30,000	\$	170,000				20	\$ 1,130,000	3,130,000	
	Electric Generation									1.5	\$ 65,341	\$	165,341	\$	730,682				2	\$ 330,682	530,682	
	Sub-Totals	20.5	\$ 1,000,000	\$	3,000,000	0.5	\$			2.5	\$ 26,341	\$	230,341	\$	460,682	0.5	\$		22	\$ 1,460,722	3,660,722	
Hybrid	Renewable, Nonrenew	2.5	\$ 1,000,000	\$	180,611,569														2.5	\$ 1,000,000	180,613,569	
	Wind, Solar									1.5	\$ 13,069	\$	39,087	\$	30,112				2	\$ 20,112	30,112	
	Geothermal, Solar	1.5	\$ 30,000	\$	193,000														1.5	\$ 193,000	193,000	
	Hydrogen, Solar	0.5	\$ 949,987	\$	5,877,273														0.5	\$ 949,987	6,827,273	
Sub-Totals	4.5	\$ 2,049,987	\$	180,634,868	0.5	\$			0.5	\$	18,036	\$	16,087	\$	30,112	1.5	\$ 1,200,000	\$	15	\$ 3,209,796	185,884,071	
Hydrogen	Electrolysis																					
	Electrolysis																					
	Sub-Totals	0.5	\$	\$	0.5	\$			0.5	\$		0.5	\$									
Energy Efficiency	Buildings	234	\$ 8,936,292	\$	18,075,242					14.5	\$ 42,896	14.5	\$ 424,901	\$	853,850				287	\$ 7,058,074	18,028,911	
	Industrial	384	\$ 5,177,430	\$	16,567,500					89.5	\$ 3,088,822	89.5	\$ 3,783,333	\$	6,750,304				3	\$ 3,000,000	19,732,077	25,449,236
	Other	18	\$ 1,242,415	\$	4,176,001														18	\$ 1,242,415	4,176,001	
	Sub-Totals	646	\$ 13,474,080	\$	38,758,703	0.5	\$			114	\$ 1,011,974	114	\$ 4,210,233	\$	8,648,858	\$	3,655,000	\$	186,000	876	\$ 25,303,964	48,558,177
Grand Total	1115.5	\$ 65,353,815	\$	345,365,346	0.5	\$ 70,320,000	\$	176,184,000	144	\$ 11,087,805	144	\$ 20,798,805	\$	43,773,728	21.5	\$ 212,247,493	\$	136,411,043	1,430	\$ 40,999,204	1,341,813,000	

Ms. Kaptur: More generally, how is the administration promoting renewable energy among the rural electric co-ops?

Response: Over the past two years, RUS has been supporting efforts within the community of rural electric cooperatives to encourage more rural electric cooperatives to develop renewable energy resources. As a result, there is now an effort underway to create a national generation and transmission cooperative that would allow all rural electric cooperatives to take an equity interest in renewable energy projects. In addition, RUS provides priority processing for all renewable project financing.

#### SAFETY OF FOOD IMPORTS

Ms. Kaptur: In your written testimony you discuss an intensive involvement with trade negotiations. I am very concerned that the Administration does not have the resources to enforce U.S. trade law from foreign agricultural imports. Could you please provide the committee a list of memorandum of understanding that is currently being negotiated?

Response: I want to assure you that no provision in any of the FTAs, including the Colombian Trade Promotion Agreement (CTPA), limits the ability of the United States to protect our food supply. On the contrary, all of our FTAs allow U.S. government agencies, on the basis of a science-based assessment of specific risk, to apply appropriate measures to safeguard life and health. All imported food products, including meat and poultry products, seafood, dairy products, and fresh and processed fruits and vegetables must meet stringent food safety standards that provide the same high level of protection that Americans enjoy under the rules applied to foods produced in the United States. Our FTAs provide that food safety requirements be based on scientific principles, not discriminate against imports without scientific justification, and be no more trade restrictive than necessary to achieve their safety objective. There is nothing in our FTAs that restricts food regulators from performing their function to ensure safety of food imports.

#### DOHA ROUND OF MULTILATERAL TRADE NEGOTIATIONS

Ms. Kaptur: Could you please elaborate on the "fundamental reforms" that the administration is promoting in the DOHA round of multilateral trade negotiations? When discussing fundamental reform of our agricultural system, you make many in this body very concerned. It is clear that our subsidy policies need reform, but merely giving away domestic agriculture as a poker chip in some distant trade policy is very worrying for members both of this subcommittee and of Congress.

Response: All World Trade Organization (WTO) members have agreed to work within the Doha Mandate which calls for substantial improvements in market access; reductions of, with a view to phasing out, all forms of export subsidies; and substantial reductions in trade-distorting domestic support. With regard to domestic support, the United States is willing to work within the Chairman's revised draft agriculture "modalities" text. Those modalities, or guidelines,

will determine the shape of the negotiation's final outcome and will be used to produce WTO members' first offers or comprehensive draft commitments. The best way to globally reform trade-distorting domestic support is to conclude an ambitious and balanced agriculture agreement in the Doha Development Agenda (DDA). However, it is the U.S. view that an agriculture package will not come together unless we see progress in market access by both developed and developing countries. The United States will only accept a balanced DDA package that trades real cuts in trade-distorting domestic support for real gains in market access.

#### U.S.-COLOMBIA TRADE PROMOTION AGREEMENT

Ms. Kaptur: In your testimony to this subcommittee you invite members of this subcommittee with you to Colombia. As you are aware, your Colombia free trade agreement has not received a positive welcome from many in the House of Representatives. While we certainly appreciate an invitation to join you, I have a few questions about the trip. On this trip to Colombia, will you be visiting the many opponents of the agreement?

Response: I am hosting a bipartisan Congressional delegation to Colombia on the weekend of March 14-16, so Members may have a dialogue with the people of Colombia, and observe how the U.S.-Colombia Trade Promotion Agreement (CTPA) will improve the economic status of people in both of our countries. On this trip, Members of Congress will see in-person the transformation the Colombian people and their government have undertaken in recent years to revive their economy and reduce violence, as well as a strengthening of human rights policies. Members of Congress will have the opportunity to meet with Colombian officials, including President Alvaro Uribe, as well Colombian agricultural producers, labor officials and union leaders who are both in favor and opposed to the trade agreement, and Colombian business leaders. We also want to stress the important labor provisions of the agreement, which were negotiated with the Colombian government, and the positive efforts the Uribe Administration has made to reduce paramilitary violence against trade unionists and to protect worker rights.

With the Agreement in place, U.S. agricultural exports to Colombia will gain market access advantages over other foreign competitors. In addition, the Agreement commits the United States to designating Colombia as a high priority for trade capacity building programs to assist it in fully benefiting from this new partnership.

I hope you will be able to join us on this trip.

Ms. Kaptur: Will you be visiting the Afro-Colombian and indigenous people to discuss their agricultural practices and will your trip be reviewing the government led efforts to evict the native population from their land?

Response: The visit to Colombia will be short, less than 48 hours on the ground, so unfortunately we will not be able to visit Afro-Colombian and indigenous people. The trip will center on Medellin

and its outlying rural areas; however, there will be an opportunity on this trip to see examples of programs that address displaced Colombians, which are being implemented in the Afro-Colombian community as well.

Efforts to assist the Afro-Colombian population, which comprises about 26 percent of the country's 45 million population, have been an ambitious, challenging objective of the U.S. Agency for International Development's (USAID) Internally Displaced Person (IDP) program. During the last 3 years, this program has assisted some 400,000 Afro-Colombians. On my March 14-16 trip, we are planning to provide the delegation an opportunity to see the IDP programs in action and to talk to several displaced Colombians who have returned to their communities.

Ms. Kaptur: Are you going to be discussing the drug eradication techniques that continue to destroy the agricultural production among Afro-Colombian indigenous lands?

Response: The delegation will have an opportunity to visit sites highlighting Colombia's commitment to assimilate Colombians displaced by and demobilized from the war. Depending on time and logistics, we also hope to show the delegation how U.S. government assistance through Plan Colombia has helped Colombia reduce drug trafficking and terrorist activities. I hope you will join me on this trip so you can meet the Colombian people, see for yourself their commitment to these efforts, and their interest in the U.S.-CTPA. We will be meeting with U.S. and Colombian military officials on the impact of Plan Colombia, including its efforts to fight against the drug trade.

Because a significant portion of profits from drug-trafficking are funding the activities of guerrillas and paramilitaries, thousands of innocent civilians are caught in the crossfire. A final peace agreement, probably the most important of the four main objectives of Plan Colombia, will remain illusive as long as the rebel groups maintain an unlimited source of funding from drug trafficking. So it is in Colombia's national interest to crack-down on this illegal industry.

Plan Colombia also builds and strengthens public institutions throughout Colombia. This includes reforming the judicial system and combating corruption, as well as restructuring and modernizing Colombia's Armed Forces and National Police. It also includes training local government officials and strengthening the Government's ability to protect and defend the human rights of all its citizens. Significant social investments are being made in areas that have been traditionally neglected by the Government, especially in the Putumayo region in southern Colombia, where half the country's coca is grown. Plan Colombia is making investments in alternative economic development for the farmers who grow coca. It also funds the development of infrastructure, education, and health care.

Ms. Kaptur: In Colombia, the Ministry of Agriculture and Rural Affairs conducted a study of the effects of liberalization on nine primary agricultural products and found that full liberalization would lead to a 35 percent decrease in employment in Colombia's rural sector.

Just like NAFTA, the Colombia FTA's rules would allow multinational agribusiness cartels to dump cheap imports into Colombia, displacing Colombian farmers from their local markets. These cartels do not pay U.S. farmers their cost of production, but rather can dump commodities in Colombia because of subsidies paid by U.S. taxpayers. NAFTA's similar rules resulted in 1.5 million peasant farmers losing their rural livelihoods according to the Mexican government. What do you think would become of the tens of thousands of Afro-Colombians pushed from their lands by the FTA's agriculture rules?

Response: A study was conducted prior to negotiation of the CTPA in coordination with the Colombian government regarding the impact of the CTPA. The study identified several sensitive agricultural products that needed protection, based on different tariff reduction scenarios. The most affected, of course, were basic grains assuming an immediate reduction of duties and protections to zero. However, using the study as a guide, the Government of Colombia successfully negotiated long tariff reduction periods and other safeguards to avoid surges in imports that could negatively affect domestic prices. The same study also states that if Colombia increases its export base of non-traditional products (fruits, specialty coffee, etc.), then the increased employment will compensate for reductions in employment in the grain sector. Furthermore, the government has developed and initiated programs that will assist farmers during the phase-out period.

It should be noted that, while liberalization of imports for some commodities could lead to reductions in local production, there will be gains realized in the form of lower food and feed prices due to lower costs of production. The actual net impact on Colombia's agricultural sector will depend on relative agricultural prices and costs of production, consumer demand, and global commodity supplies. The Government of Colombia is committed to making Colombian agriculture more competitive in the global market, and the Ministry of Agriculture has reported that the CTPA, as negotiated, will support that effort. The Ministry is also helping subsistence farmers find alternative "cash" crops, such as tropical fruits, specialty coffees, and African palm.

The CTPA commits the United States to develop trade capacity building programs to assist Colombia in fully benefiting from this new partnership. One great example of our bilateral cooperation that is already occurring is the Center for Phytosanitary Excellence. The Center is a cooperative program sponsored by the Colombian government, USDA, and USAID. The Center supports and enhances the capabilities of the Colombian Ministry of Agriculture, particularly in the area of pest mitigation. The USDA office in Colombia has collected information on plant pests discovered on cut flowers and herbs, and shared that information with Colombian growers and exporters. This trade facilitation greatly aids Colombian exporters, while also supporting offshore pest mitigation activities. This not only helps Colombian agriculture, but also helps safeguard American agriculture.

Ms: Kaptur: I am interested in hearing your view of what others think will happen to these people. The Colombian Ministry of Agriculture concluded that the FTA would give small farmers little



choice but "migration to the cities or other countries (especially the United States), working in drug cultivation zones, or affiliating with illegal armed groups." ("Colombian Agriculture Before the Free Trade Agreement with the U.S," Ministry of Agriculture and Rural Development, July 2004.)

Nobel Prize-winning economist Joseph Stiglitz noted that the upheaval that the FTA will have on rural livelihoods is a self-defeating course that will mean "there will be more violence and the U.S. will have to spend more on coca eradication."

The *Washington Post* editorial board warned in February 2006 that the "rural dislocation that would follow from ending all protection for Colombian farmers could undermine the government's efforts to pacify the countryside. If farmers can't grow rice, they are more likely to grow coca." How do you respond to the argument that, despite this, the Administration rejected demands from Colombia to carve out basic staple crops from the FTA's removal of tariffs and the Uribe government conceded to the Administration's position?

Response: The Ministry of Agriculture's study was conducted prior to the negotiations of the CTPA. The text that you refer to assumes a hypothetical worse-case scenario of zero import duties and no safeguards for the most sensitive agricultural products. The actual agreement provides for duty phase-out periods and grace periods. Since publication of the study, Colombia's Minister of Agriculture has addressed the concerns of many critics regarding the impact of the agreement on small farmers. Programs have been created to assist small farmers in producing higher value or value-added agricultural products to reduce their dependence on commodities that have high costs of production and low margins of return. In addition, the Animal and Plant Health Inspection Service is actively working with the Ministry of Agriculture to develop sound phytosanitary and sanitary agricultural practices to be able to increase Colombia's export base. These programs include the Center for Phytosanitary Excellence, a cooperative program with the Colombian government, USDA, and USAID. This Center provides research support and extension assistance on pest mitigation to Colombian producers. This trade facilitation greatly aids Colombian producers, while also supporting offshore pest mitigation activities. This not only helps Colombian agriculture but also helps safeguard American agriculture.

With respect to the views of Joseph Stiglitz, he stated poorer nations should move towards free trade gradually. Colombia, as well as Peru, entered into the free trade negotiations after receiving duty free trade access to the U.S. market since 1991 on approximately 5,600 products, which includes 99.9 percent of Colombia's agricultural exports to the United States.

In addressing the *Washington Post's* view and your concern that there was no carve-out on basic staple crops, I would like to stress again that the Agreement takes note of Colombia's sensitive products. Colombia's rice tariffs will be phased out over 19 years, with a grace period during the first 6 years. An additional safeguard on rice will be available in the event of an annual import surge. Tariffs for corn will be phased out over 12 years. U.S. tariffs on rice and corn imports from Colombia are currently zero, and the Agreement continues

the zero-duty treatment. In addition, the Agreement commits the United States to designating Colombia as a priority for trade capacity building programs to assist the country to benefit fully from this new partnership.

#### RISK-BASED BUDGET REQUEST

Ms. Kaptur: In the Fiscal Year 2008 Agriculture Appropriations bill the committee prohibited the Administration from using appropriated funds to implement the risk-based inspection programs. The Office of the Inspector General was extremely critical of the risk based inspection system and made a number of important recommendations to FSIS. Instead of empowering the FSIS to tackle the crisis of confidence in our food inspection system, risk based inspection is based on flawed policies and questionable data. I am concerned that even though the risk based inspection system is on hold for at least the near future, the budget recommendation is calculating budget recommendations based on the repudiated system. Did the Administration use risk based inspection system to write the 2009 budget request?

Response: The President's FY 2009 budget request for FSIS includes funding for increased pay costs and an increase to support Federal responsibilities added due to the takeover of the New Mexico State program. FSIS requested no additional resources to implement the risk based inspection system.

Ms. Kaptur: If so, please provide specific examples where the 2009 budget numbers were calculated to pay for risk-based inspection.

Response: FSIS requested no additional resources to implement the risk-based inspection system.

#### SALMONELLA INITIATIVE PROGRAM

Ms. Kaptur: The administration's issue of notice on the salmonella sampling sounds remarkably similar to the risk based inspection system that the committee and OIG has recently repudiated. Could you please provide guidance on why this issue of notice is different than a risk-based inspection system?

Response: The *Salmonella* Initiative Program affects how FSIS targets the scheduling of *Salmonella* tests, whereas risk based inspection is related to the much broader concept of how levels of inspection would be assigned and how FSIS personnel would be deployed. Under the recently announced *Salmonella* Initiative, FSIS will post on its Web site the test results and names of establishments with variable control of *Salmonella*. These establishments will be subject to greater testing for *Salmonella* to better protect the public health. The Initiative also allows establishments to voluntarily participate in an incentive-based program contingent upon enhanced *Salmonella* performance (i.e., at less than half the current performance standard) which will allow FSIS to gather more data aimed at better attribution of illness to specific products with the goal of decreasing foodborne illness.

## SALMONELLA INITIATIVE PROGRAM

Ms. Kaptur: Is it true that increased line speeds proposed in the new salmonella sampling proposal could increase line speed from 70 birds to 200 birds per minute? If this is true, how do you expect this proposal would not result in catastrophic increases in injuries?

Response: Through its *Salmonella* initiative, FSIS plans to allow a small number of better performing establishments to participate in a program which will allow the agency to gather more data aimed at better attribution of illness to specific products with the goal of decreasing foodborne illness. The agency will select no more than five plants to participate in the initiative. The establishments currently operate at a linespeed of 140 birds per minute, or 35 birds for each inspector on the line. As an incentive for participation, we are proposing to permit an increase in linespeed to 175 birds per minute and to add an inspector to each line. Thus, the increase in linespeed would not create an increase in birds per minute per inspector. In deciding whether to allow the establishments to participate, FSIS will take into account the safety of establishment employees as well as FSIS inspection program personnel. FSIS will also ensure that under this program data are collected and analyzed to address concerns relative to employee safety and capability to perform their inspection tasks. FSIS would not consider this proposal if it was likely to increase the risk of worker injuries.

Ms. Kaptur: FSIS must recognize that it exercises the most meaningful authority over regulating line speed at slaughter facilities. While OSHA might have technical authority, FSIS is on the front line for tens of thousands of poultry workers. Has the agency studied the effect on line speed increases on the health and safety of not just the food, but the workers? If so, could you please provide the details of what your evaluation has shown?

Response: FSIS is a public health agency whose mission is to keep America's food supply safe and wholesome. While the agency approves and sets line speeds for the establishments, it is appropriate to rely on the technical authority of other agencies such as OSHA, whose area of expertise is worker safety. However, as part of the FSIS waiver approval authority, FSIS requires that any new technology address safety and impact on inspection procedures. Before an establishment would be allowed to increase line speed, FSIS would analyze the effects of the increased line speed on FSIS employees, their health and safety and on their ability to their assigned work. FSIS will also ensure that under this program data are collected and analyzed to address concerns relative to FSIS inspection program personnel safety and capability to perform their inspection tasks.

## E. COLI INITIATIVES

Ms. Kaptur: Secretary Schafer, last year we saw an increase in outbreaks of *E.coli* and the largest meat recall in history. You told the National Cattlemen last week that USDA increased its food safety budget this year to improve efforts to detect *E.coli*. But the budget for FSIS is only increased by \$21.8 million with almost all of that

dedicated to COLAs for current inspectors. Are there specific initiatives USDA is going to implement to address *E.coli*, and, if so, where will cutbacks occur to fund those initiatives?

Response: When outbreaks related to *E. coli* increased last year, the Food Safety and Inspection Service (FSIS) took action and increased sampling. FSIS has continued with a higher level of sampling than was conducted prior to the increased outbreaks. In addition, in the fall of 2007 FSIS directed its inspectors to survey beef establishments to determine if they were appropriately modifying their Hazard Analysis Critical Control Point (HACCP) plans in response to the outbreaks and following their HACCP plans. This activity was conducted as part of normal operations so a reallocation of resources was not necessary. I have asked the agency to provide additional information on their *E. coli* activities.

[The information follows:]

FSIS has paid particular attention to *E. coli* O157:H7 in raw ground beef through the *E. coli* initiative announced last fall. The new, ongoing actions FSIS has undertaken to protect the public against the risk of *E. coli* O157:H7 include expanded testing. By March 2007, FSIS had already begun testing trim, the primary component in ground beef, in addition to ground beef itself. However, as a result of an increase in *E. coli* O157:H7-positive samples, the subsequent increase in the number of *E. coli* O157:H7-related recalls, and the increase in human illnesses linked to these recalls, FSIS implemented a number of initiatives to combat *E. coli* O157:H7.

In July 2007, after an unusual number of *E. coli* O157:H7 positives the month before, FSIS substantially increased the number of raw ground beef samples scheduled for July from 1,100 to 1,943 - an increase greater than 75 percent. After seeing nothing unusual in the positive sample rate in July, FSIS began scheduling samples for every raw ground beef establishment once per month (i.e., approximately 1,350 samples per month).

On October 26, 2007, FSIS inspection program personnel began testing additional components of ground beef. By testing earlier in the production chain, FSIS minimizes the likelihood that this contaminated source material will be used in ground beef that is available to consumers. FSIS began requiring countries whose beef is imported to the United States to conduct the same trim and beef component sampling or an equivalent measure, and the agency has begun verification sampling of trim at ports of entry to supplement the agency's sampling of ground product at ports of entry. FSIS will analyze imported and domestic product test results to determine whether further changes in policies and programs need to be made.

Other key initiatives targeted to Federally-inspected plants that produce raw beef products include verifying control of *E. coli* O157:H7, the creation and use of a new checklist for verifying control, targeted sampling for *E. coli* O157:H7 at slaughter and grinding facilities based on production volume and pathogen controls, follow up sampling of 16 samples and conducting food safety assessments for plants with a Federal or State positive *E. coli* O157:H7 test result, and refinement of the agency's *E. coli* O157:H7 test method to provide a more sensitive

test that will detect *E. coli* O157:H7 at even lower concentrations. All of these policy changes mean that FSIS will be better able to identify an emerging problem as early as possible.

The agency is completing a more in-depth analysis of the data captured by FSIS inspection program personnel about reassessment of *E. coli* O157:H7 Hazard Analysis and Critical Control Point (HACCP) plans. FSIS' preliminary data, completed in November 2007, shows that almost 96 percent of all beef slaughter and processing establishments reassessed their HACCP plans. We are analyzing these responses, and we anticipate that the analysis will lead to new policies, directives, or possibly rules and regulations.

FSIS determined that steps were also needed to ensure that inspection program personnel and the industry fully understand the nature of the challenge presented by *E. coli* O157:H7. FSIS is developing a strong, ongoing strategy to evaluate the success of the training program. Through the In-Plant Performance System, AssuranceNet management controls, and reports from district analysts, the agency is ensuring that inspection program personnel are doing their jobs correctly, are held accountable, and have appropriate workloads and supervision.

As with any policy or program change, FSIS is making sure that they educate and receive feedback from their public health partners and stakeholders regarding their *E. coli* initiatives. For example, on October 17, 2007, FSIS, the Food and Drug Administration (FDA), and the Centers for Disease Control and Prevention (CDC) hosted a public meeting regarding *E. coli* serotypes other than O157:H7 that are related to foodborne illness. In October and November, 2007, FSIS targeted outreach and training sessions around the country for small and very small raw beef processors. On January 23, 2008, FSIS participated in a meeting with the American Meat Institute Foundation and the National Meat Association about *E. coli* O157:H7 surveillance and prevention.

FSIS will continue to work to identify the cause of the recent increase in *E. coli* O157:H7 illnesses and recalls, and to find a permanent, workable solution to the issue. Thus, FSIS is planning a public meeting for April 2008, focused on a discussion with representatives from science, academia, industry, consumer groups and government, about the increase in illnesses and recalls attributed to *E. coli* O157:H7. This meeting will provide updates on FSIS initiatives and build a foundation for establishing solutions to address the challenges posed by this pathogen.

In mid-May, FSIS will hold a meeting with its State and local public health partners, including FDA, CDC, industry and consumer groups, about how to improve the effectiveness and efficiency of outbreak investigations and recalls conducted by FSIS in collaboration with these partners. Another important step in that direction is USDA's announcement on February 5, 2008, that the Department agreed to grant a conditional license to Bioniche for its *E. coli* O157:H7 Cattle Vaccine. This is the world's first vaccine that may be used as an on-farm intervention to reduce the amount of *E. coli* O157:H7 shed by cattle.

## FOOD SAFETY INSPECTORS

Ms. Kaptur: Between June and November of 2007 at least 30 million pounds of beef was recalled by 20 different companies, including the largest meat recall in history by Topps Meat Company. In your opinion, do we have enough food inspectors to meet FSIS' responsibilities for daily and continuous inspections?

Response: FSIS is continuously hiring staff to fill vacated positions due to natural attrition in the workforce, especially for in-plant and frontline positions, where 85 percent of FSIS employees are located. Currently, FSIS believes it has enough food inspectors to meet the responsibilities for daily and continuous inspections.

## COMMODITY SUPPLEMENTAL FOOD PROGRAM

Ms. Kaptur: The PART review is used as a reason to eliminate CSFP. Were any state or local program operators contacted for this review? Were any program participants interviewed?

Response: The Program Assessment Rating Tool (PART) process is a Federal management activity. PART reviews are conducted by the Office of Management and Budget and the agencies that administer the programs under review. Neither State and local program partners nor program participants were involved in the review process.

Ms. Kaptur: What are the department's plans to enroll elderly isolated or homebound CSFP participants in FSP? These seniors are currently receiving their monthly package in their homes or senior apartment buildings by the use of CSFP program staff and community volunteers.

Response: The Department will work closely with CSFP State agencies to ensure that program participants are transitioned as rapidly as possible to the FSP, if they are eligible. The budget request includes \$2 million which will be made available to Food Stamp State agencies in States operating CSFP, to provide outreach and assistance to individuals enrolling in the FSP. Elderly participants who are leaving CSFP upon termination of its funding and who are not already receiving food stamp benefits would be eligible to receive a transitional benefit worth \$20 per month, ending in the first month following enrollment in FSP under normal program rules, or 6 months, whichever occurs first.

Community-based organizations may informally assist homebound individuals in the food stamp application process by providing them with applications, helping to complete the applications, helping to gather verification documents, and mailing or delivering the applications to the appropriate State agency. Furthermore, any person who faces hardship in getting to a food stamp office for a face-to-face interview is entitled to a telephone or in-home interview. Alternatively, homebound individuals may formally appoint another person to serve as their authorized representative to act on behalf of the applicant. The authorized representative may also make food stamp

purchases on the homebound individual's behalf; a separate card is issued to the authorized representative to use on behalf of the client.

FSP outreach initiatives designed to reach homebound and elderly individuals include the FSP outreach Web site, the FSP National Media Campaign, and the FSP Outreach Grant Competition. The FSP outreach Web site provides homebound individuals with connections to all food stamp outreach materials and resources, including those specific to seniors. Radio ads targeting seniors are airing for more than four months in 2008 as part of the FSP National Media Campaign. Finally, \$1 million has been allocated this year for the FSP Outreach Grant Competition. Outreach to the elderly is one of the focus areas for this year's competition.

Ms. Kaptur: How does providing a \$20 FSP benefit replace the approximate \$50 retail value of the CSFP elderly food package? Isn't this an overall loss of benefits to those seniors as well as those seniors who are already enrolled in FSP?

Response: While the CSFP transitional benefit is worth \$20, our research indicates that CSFP participants who make the transition to the FSP will receive an average monthly benefit of \$54 per person in total.

Although seniors already enrolled in FSP will lose the benefit of the CSFP food package, other government and private non-profit nutrition assistance programs are available to them. All seniors over age 60 are also eligible for both congregate and home-delivered nutrition assistance provided by one of 655 Area Agencies on Aging, which are funded through the Administration on Aging in the U.S. Department of Health and Human Services. In addition to the Administration on Aging programs for seniors, individuals of any age have access to TEFAP and other government and private non-profit programs that offer nutrition assistance.

Ms. Kaptur: My understanding is that the USDA cost per food package is \$18 - \$19, why doesn't the administration consider this a government efficiency when the comparison is a \$50 retail value?

Response: The CSFP is a relatively small program which operates in limited areas of 32 States, in the District of Columbia, and on two Indian reservations. It is the Administration's position that those eligible for CSFP - those who live in areas where CSFP operates as well as those who do not - would be served more equitably through nutrition assistance programs that operate nationwide, particularly the FSP and the WIC Program.

Ms. Kaptur: Rising food costs, not a lack of interest of need, resulted in a reduction in caseload for FY08. Is it true that there are 5 states, Arkansas, Delaware, New Jersey, Oklahoma, and Utah, who have USDA approved state plans and are waiting for funding to begin service to low-income elderly in their states? Are there expansion requests from existing CSFP states to serve an additional 104,000 at-risk seniors?

Response: Yes, Arkansas, Delaware, New Jersey, Oklahoma, and Utah have USDA-approved State Plans. FNS has also received additional caseload requests from existing CSFP States seeking to serve about 99,000 more seniors.

Ms. Kaptur: Congress has twice rejected the proposed elimination of CSFP. Has the department looked for other ways to expand this successful, vital and cost-effective program that reaches the most in-need seniors through a unique government and community partnership?

Response: The Department has not looked for ways to expand CSFP. CSFP populations largely overlap the populations of the FSP and WIC. Instead of expanding CSFP, the Administration believes that limited Federal resources would best be utilized by focusing on these core, universally available nutrition assistance programs.

Ms. Kaptur: A recent report ERS requested the urban institute conduct indicates that CSFP is performing significantly better than the PART review has suggested. When do you expect the report to be final? When this report is available, please forward a copy to the committee.

Response: We expect that the Urban Institute's report for the Economic Research Service will be final in May 2008. We will provide the report to the Subcommittee at that time.



## QUESTIONS SUBMITTED BY MR. JACKSON

Mr. Jackson: The administration's FY09 budget request for the Department of Agriculture eliminates 19 programs and makes reductions to 14 programs. The programs eliminated include the Commodity Supplemental Food program which provides food to 473,000 low-income citizens, the Resource Conservation and Development Program which provides assistance to the 385 RC&D Councils, Housing for Families program which helps 10,000 low-income families in rural communities purchase, build and rehabilitate homes each year, and the Rural Renewable Energy Loans and Grants that help farmers and small business owners install renewable energy systems and make energy efficiency improvements.

As a former governor of an agriculture state, what do you say to state agriculture departments, seniors, families, farmers and even governors about the program cuts and eliminations? Are these programs not a priority of the administration? How were these programs chosen for the cutting block?

Response: The President's agriculture budget supports his commitment to increase competitiveness of agriculture, ensure the safety of the food supply, and provide nutrition and housing assistance to those most in need. The budget aims to enhance those programs with a proven track record for achieving results and reflects the President's goal to keep spending under control to reduce the deficit. To fund these programs, the budget eliminates or reduces programs that are duplicative of existing programs, can be funded through other means, or, in the case of earmarked projects, have limited national impact.

Programs are evaluated through the Program Assessment Rating Tool (PART) process. Program evaluations are used during the budget decision making process to help inform decisions. Programs that have been evaluated that are found to be duplicative or do not achieve results are examined for their ability to reach a higher performance level, their priority in comparison to similar programs, and their overall priority for fulfilling the President's budget plan. For example, it was found that the Commodity Supplemental Food Program (CSFP) duplicated the existing Food Stamp and WIC Programs and that the majority of clients currently served through CSFP could be served through these two programs. The budget provides resources to conduct outreach and provide temporary benefits to aid the transition to FSP and WIC. Similarly, the Resource Conservation and Development program was found to be similar to other conservation and rural economic development programs and therefore no funding is proposed. The FY 2009 budget shifts the focus of resources for Rural Development single family housing from direct loans to guaranteed loans, consistent with home ownership programs of all other Federal agencies. Finally, because the Administration's farm bill proposal includes funds for renewable energy loans and grants, no funds are requested in the 2009 discretionary budget.

## WOMEN, INFANTS AND CHILDREN (WIC)

Mr. Jackson: In December 2007, the USDA issued a final rule revising the WIC food packages. According to the USDA website, the changes will be phased in between February 2008 and August 2009 by WIC State agencies. State agencies will determine their specific implementation timeframe of the new food packages based on the State assessment of changes required to its management information system, the training needs of staff, vendors and participants, and development of a new State food list.

In the Presidents FY09 budget, funds for management information system have been eliminated. Management information system funds are necessary in order to implement the changes to the WIC food package. Therefore, how are WIC state agencies suppose to implement the change in the WIC package if the budget does not include the funds to facilitate the changes?

I am disappointed with the administrations budget cuts to WIC. The budget would also push administrative costs onto states and assumes no growth in the program. Because of similar accounting last year the program need an emergency appropriation. I would prefer to correct the problem on the front end and not have to fund WIC through an emergency supplemental.

Response: State Management Information System funds are not necessary for implementation of the new WIC food package. State agencies are expected to use routinely available funding sources, such as nutrition services and administration funds, to implement the new food packages.

When the President's budget was initially submitted, it was constructed to support all eligible applicants projected to be seeking program services in FY 2009. The estimate took into consideration the latest programmatic and economic data available at that time. This request also contained an important policy proposal designed to moderate the growth in program administrative costs. USDA continues to believe that this cost containment proposal is important to protect the future of this important discretionary program. WIC has experienced significant increases in both program participation and food costs since the President's Budget was submitted and I looking forward to working with you to reach a satisfactory resolution to this issue.

## COMMODITY SUPPLEMENTAL FOOD PROGRAM

Mr. Jackson: Once again the administration eliminates the Commodity Supplemental Food Program which serves over 473,000 low-income pregnant women and new mothers, children and the elderly. The administration says the program is in limited areas; however, CSFP is in 32 states including Illinois. CSFP provides healthy food to over 15,000 residents of Chicago. The administration also makes the argument that CSFP duplicates the work of Food Stamps and WIC; however, CSFP also serves elderly people, and provides food rather than the food vouchers that WIC participants receive. Seniors, especially, are accustomed to receiving food rather than a voucher.

When faced with tough budget decisions, why does the administration continue to eliminate this necessary program which provides real food for the most needy of citizens? Why take their food away from them?

Response: In the Administration's view, ensuring adequate funding for programs that have the scope and reach necessary to provide access to eligible people wherever they may reside is a better and more equitable use of scarce resources than to allocate them to programs that cannot provide access to many areas of the country. For this reason, the Administration has placed a priority on funding the Food Stamp Program (FSP), the Special Supplemental Nutrition Program for Women, Infants and Children (WIC), and other nationally-available programs which provide benefits to eligible people wherever they may live, including communities currently served by the Commodity Supplemental Food Program (CSFP).

The CSFP is a relatively small program which operates in limited areas of 32 States, in the District of Columbia, and on two Indian reservations. It is the Administration's position that those eligible for CSFP - those who live in areas where CSFP operates as well as those who do not - would be served more equitably through nutrition assistance programs that operate nationwide, particularly the FSP and the WIC Program.

All seniors over age 60 are also eligible for both congregate and home-delivered nutrition assistance provided by one of 655 Area Agencies on Aging, which are funded through the Administration on Aging in the U.S. Department of Health and Human Services. In addition to the Administration on Aging programs for seniors, individuals of any age have access to the Emergency Food Assistance Program (TEFAP) and other government and private non-profit programs that offer nutrition assistance.

If Congress adopts the budget request, the Department will work closely with CSFP State agencies to ensure that program participants are transitioned as rapidly as possible to other nutrition assistance programs for which they are eligible. The budget request includes \$2 million which will be made available to Food Stamp State agencies in States operating CSFP, to provide outreach and assistance to individuals enrolling in the FSP. Elderly participants who are leaving CSFP upon termination of its funding and who are not already receiving food stamp benefits would be eligible to receive a transitional benefit worth \$20 per month, ending in the first month following enrollment in FSP under normal program rules, or 6 months, whichever occurs first.

We believe that the transitional benefit will serve to significantly increase elderly participation in the FSP by former CSFP participants. CSFP women, infants, and children who are eligible for WIC benefits will be referred to that program as appropriate.

## QUESTIONS SUBMITTED BY MR. OBEY

## WISCONSIN DAIRY INDUSTRY

Mr. Obey: Mr. Secretary, the Wisconsin manufacturing industry indicates that U.S. dairy industry exports are growing at a healthy pace due to reduced supplies worldwide and growing demand from China, Japan, and other growing Asian economies.

However, a widely-held view among the Wisconsin dairy industry for some 20 years is that the Department of Agriculture's (USDA) regulatory structure in general, and the Federal Milk Marketing Order system in particular, is anachronistic, unfair to the Upper Midwest and woefully inadequate. In years past, there have been efforts to make some incremental changes. The 1990 Farm Bill included my amendment to eliminate the unfair subsidy that California manufacturers enjoy courtesy of a higher Make Allowance. USDA simply refused to implement the law. In 1996, Congress authorized USDA to develop proposals for reform of marketing orders and, under Secretary Glickman, important reforms were developed, only to be eviscerated by committee chairmen from northeastern and southern states opposed to the reforms.

As a result of these failures to reform dairy pricing and regulation, the Upper Midwest continues to see an exodus of both dairy farmers and dairy manufacturing plants to western States that often do not play by the same rules and are not part of the Federal order system.

Since Secretary Glickman's reforms were blocked, USDA has made no effort to address this fragmentation in the domestic dairy industry, the different milk pricing regimes across the nation, the inconsistent make allowance subsidies to manufacturers, the differential payments to farmers based upon how far they are from Eau Claire, Wisconsin, and a western industry that stands outside the Federal order system but which by its actions often drives milk pricing across the nation. Conversely, on the international stage, USDA has been leading the way in developing closer international trade ties and uniform global trading regulations.

Given the apparent disconnect in USDA policies at home and abroad, I'd like your thoughts on the following.

Are you aware of the deep frustration within the dairy industry in the Upper Midwest with USDA's failure to move more quickly and more comprehensively on industry petitions for relief?

Response: We are aware of the need for more timely decisions and are taking steps to improve rulemaking timelines within the requirements of the legal process that we must follow. Amendments to Federal milk orders must be accomplished through the formal hearing process set forth in the Administrative Procedures Act. This process provides for significant public input through public proposals, public hearings with cross examination by all parties, hearing briefs, comments on recommended decisions, and finally, producer approval. This input helps to ensure relevant data and information is included in the rulemaking record that is the basis for all decisions. In

addition, our decisions are frequently challenged in court. Thus, we are deliberate and thorough in our decision making process, and as a result, our decisions have withstood nearly all legal challenges.

Despite these considerations, we have made several changes to shorten timeframes. First, we are holding pre-hearing workshops when they will create an opportunity for the industry to gain greater understanding of proposals or when the possibility exists that the industry may combine proposals. In either case, this should speed the hearing process by reducing questioning of proponents or reducing the number of proposals to be heard. We utilize interim decisions when justified that allow amendatory changes to be implemented and then comments to be submitted. To make the certified transcripts available to participants up to a month sooner, we are now selecting our court reporters based on best value rather than lowest cost. We also are making changes to various rules of practice provisions and have established internal metrics to move more quickly on industry requests.

Mr. Obey: Would USDA support a streamlined regulatory system to speed up USDA's glacial responses to industry petitions for changes in Federal orders?

Response: USDA supports a rulemaking process that maintains maximum public input and ensures sufficient collection of data and information so that sound, reasoned decisions can be issued.

Mr. Obey: Would USDA support simplification of Federal milk marketing orders, such as reducing the number of orders, establishing one national order with one set of rules and one method of pricing milk, or eliminating Federal orders entirely?

Response: The Federal milk order program is a voluntary producer program. If a significant number of producers are interested in any of the modifications you suggest, USDA may consider such proposals through the hearings process.

Mr. Obey: Would USDA support reducing the number of classes for milk these orders regulate?

Response: There have been industry discussions in the recent past to develop proposals to reduce the number of milk classes under the Federal milk order program. Should the industry succeed in fully developing such a proposal, USDA would consider it.

Mr. Obey: Would USDA support new tools for price discovery in dairy, similar to the daily, electronic reporting found in the livestock industry?

Response: USDA currently reports basic dairy product prices and volumes and would support enhanced reporting or new tools for price transparency that can be added cost-effectively. However, daily electronic reporting such as is mandated for the livestock industry

would be a costly expansion of current activities and it is unclear that the benefits would justify the costs that would be incurred.

Mr. Obey: Would USDA support bringing California milk regulation and pricing into line with the rest of the nation?

Response: USDA and the Federal milk order program have no role in California's current milk regulation system. The Federal milk order program is a voluntary producer program. If a significant number of dairy farmers in California believe that a Federal milk order, rather than a State milk order, would be in their best interest we would be willing to hold a promulgation hearing.

Mr. Obey: Would you commission a USDA economic study to examine the efficiencies, cost savings, and enhanced competitiveness for the U.S. dairy industry if the nation operated under a single milk marketing order, or if the industry would deregulate and shed Federal milk marketing orders entirely?

Response: At this time, the Department does not see the need to conduct a separate economic study of the Federal Milk Marketing Order program. Both the International Dairy Foods Association and National Milk Producers Federation have committees reviewing this Program, and likely will make recommendations for change to the Department.

In addition, USDA is aware of a number of recent studies conducted by academic, government, and industry researchers who have examined a full range of dairy policy options surrounding the order system. The Department believes that few new insights would be gained by commissioning an additional study.

#### MILK PRICE SAFETY NET

Mr. Obey: Recognizing the ineffectiveness of the dairy price support program and the importance of the Milk Income Loss Contract (MILC) supplemental payments program to family dairy farmers in recent years, is USDA committed to a strong milk price safety net to help ensure the continued vitality of family dairy farming in the Upper Midwest and across the country?

Response: The MILC and the Milk Price Support Program (MPSP) provide a two-tiered safety net for milk producers. The MILC program provides direct payments to dairy operations when the Class I Boston milk price falls below \$16.94 per hundredweight (cwt), which is equivalent to a manufacturing milk price of \$13.69 per cwt. Payments are targeted toward smaller than average milk producers as the eligible milk production is limited to 2.4 million pounds, equivalent to a 118 cow herd's annual production at the 2007 national average milk per cow. The national average herd size in 2007 was 128 cows.

The MPSP provides indirect support to dairy farmers by purchasing dairy products from manufacturers at prices that allow manufacturers to pay, on average, \$9.90 per cwt for milk. This program provides an

outlet for dairy products at fixed offer prices with the intention of keeping adequate milk supplies available. Although the \$9.90 support level does not cover as much of the variable costs of dairy production as it once did, the program still is an important part of the safety net for American dairy farmers.

USDA recommended extending both MPSP and MILC in its Farm Bill Proposal. However, some modifications were recommended for the MILC program to reduce its impact on the Aggregate Measure of Support (AMS) which is limited by the World Trade Organization. Dairy contributed 44 percent to the AMS that was notified for 2003 through 2005.





DEPARTMENTAL ADMINISTRATION

Statement of  
Boyd K. Rutherford, Assistant Secretary for Administration  
before the Subcommittee on Agriculture, Rural Development, Food and Drug Administration,  
and Related Agencies

Madam Chairwoman and members of the Subcommittee, thank you for the opportunity to submit this statement supporting the President's budget proposal for fiscal year (FY) 2009 for the Department of Agriculture's (USDA) Departmental Administration. I appreciate the Subcommittee's support in the past for our Departmental management and operations activities which has resulted in some significant accomplishments for the Department and has enabled us to support the program agencies of USDA. The Departmental Administration staff offices will continue to support the achievement of the Department's mission and help ensure the needs of USDA employees and customers are met.

As maintaining an adequate physical infrastructure is a significant challenge for USDA, I would like to take a few moments to discuss the current state of the USDA headquarters building complex. The Jamic L. Whitten and South buildings were built between 1907 and 1936, house 6,500 employees, encompass 2,500,000 square feet, cover over 2 city blocks, and incur over \$7.5 million in utility costs annually. As standard maintenance and operations costs for these facilities continue to increase, we have taken drastic cost saving measures to continue to provide basic core operations, leaving no flexibility to absorb potential building system failures or to execute emergency repairs. Measures taken include turning off half the lights in public spaces, shutting down a third of the elevators, suspending preventative maintenance, stopping all modernization and facility infrastructure replacement, and closing building entrances. I ask for

modernization and facility infrastructure replacement, and closing building entrances. I ask for your support of the Agriculture Buildings and Facilities budget as submitted so that we may provide the facility infrastructure needed to open the doors for the “People’s Department”.

Departmental Administration (DA) is at the core of USDA’s management initiatives. Through a strong commitment to the President’s Management Agenda, we have realigned our services to provide continued leadership and better program management, resulting in greater efficiencies, enhanced internal controls and effective customer service. DA enhances Department-wide strategies by ensuring appropriate administrative policy and by providing essential management services to all agencies and staff offices. This is accomplished through our Department-wide management activities, which include: human capital management; facilities operations; security services; procurement and property management; small business utilization; Administrative Law support; and ethics guidance. Through these activities, DA plays an integral role in the delivery of USDA’s agencies’ programs.

#### **Fiscal Year 2009 Objectives**

DA has the following objectives for FY 2009 that contribute to the Department’s ability to successfully fulfill its mission:

1. Ensure USDA has a diverse, ethical, results-oriented workforce able to meet mission priorities and work cooperatively with USDA partners and the private sector;

2. Ensure USDA has a trained acquisition workforce with the procurement policies and systems needed to ensure responsiveness, high quality, cost-effectiveness, and accountability using an increasingly diverse vendor pool and range of products;
3. Promote the efficient and economical use of USDA's resources to support customers promote organizational productivity, and ensure accountability;
4. Provide the policies, technical guidance, and operating environment that enhance the safety and security of USDA personnel, information and facilities, and the continuity of its vital programs and operations;
5. Provide formal adjudicative support; and
6. Lead USDA's efforts to carry out its mission in an environmentally sustainable manner by:
  - a. Promoting energy efficiency measures in USDA operated facilities;
  - b. Increasing the procurement of environmentally preferable products;
  - c. Reducing the Department's petroleum consumption and increasing its use of renewable fuels; and
  - d. Reducing the Department's use and production of toxic and hazardous materials.

**Fiscal Year 2009 Request**

DA's FY 2009 budget request is divided into three separate appropriations: DA Direct; Agriculture Buildings and Facilities and Rental Payments; and Hazardous Materials Management.

**DA Direct**

The DA Direct FY 2009 budget is \$28,637,000, which funds personnel and office operations costs. The increase request of \$2,231,000 will address the following:

1. An increase of \$605,000 to cover personnel costs for 2009. This appropriation funds administrative support in the National Capital Area and on-going programs in human resources management, the Department-wide ethics program, small business development and administrative law functions.
2. An increase of \$930,000 for USDA's Human Resources Department Leadership Systems. USDA will have more effective, timely, and uniform management of its human resources' assets through the deployment of several enterprise-wide IT systems. USDA employees and supervisors will ultimately be the beneficiaries of Department-wide and Office of Human Capital Management (OHCM) specific systems that will drive faster and more accurate processing of personnel transactions. OHCM is the lead USDA organization in promoting Department-wide IT system acquisition and deployment to support human resources functions, including EmpowHR - USDA's choice for an enterprise Human Resources Information System - and Electronic Official Personnel Folder. Complex, major initiatives such as these enhance personnel processing capabilities, meet mandated strategic

government requirements, and promote an efficient and effective, “one USDA” model of service. Upon full implementation of EmpowHR, all USDA mission areas will use a single enterprise system that will create a commonly shared employee data base and employ standard human resource business rules to enhance efficiencies. OHCM’s lead role in managing the Department’s transition to a single Web-based Time and Attendance System affecting over 100,000 employees will reap major financial, accountability, and efficiency benefits for all of USDA.

3. An increase of \$696,000 for contractual services and system development for the Asset Management Program. These resources will allow the Department to provide the tools needed to address the continually emerging management, reporting and analysis requirements necessary to manage a real property portfolio of over 55,000 facilities and structures valued at \$46 billion. Providing these types of enhancements to the Department’s existing capability of the enterprise real property system will enable key decision makers to obtain and incorporate critical performance measure information such as facility utilization, operating costs, condition of the infrastructure, and the mission criticality of the asset as they determine how best to accomplish their mission within the resources allocated. Equally important, the information will enable them to make decisions on right sizing the real property portfolio, divesting the Department of unneeded infrastructure and enabling them to reinvest those savings into critical program needs. The signing of the Executive Orders on Federal Real Property Asset Management and Strengthening Federal Environmental, Energy, and Transportation Management along with the Energy Policy Act of 2005 has helped DA refocus and renew efforts to manage the significant amount of infrastructure the

Department holds in support of carrying out numerous programs. The increase requested will allow us to move forward in these programs, obtaining the necessary expertise and developing the tools necessary to data mine the information from the enterprise system. Once these advanced capabilities are in place the Department's senior leadership will be well postured to make informed decisions when managing and right sizing the Department's real properly portfolio.

#### **Agriculture Buildings and Facilities and Rental Payments**

The FY 2009 budget request for Agricultural Building and Facilities and Rental Payments is \$231,105,000, of which \$168,901,000 is for rental payments to the General Services Administration (GSA); \$13,500,000 is for security payments to the Department of Homeland Security (DHS); and \$48,704,000 for Building Operations and Maintenance.

The increased request of \$36,227,000 addresses the following:

- An increase of \$13,407,000 for the Central Rent Account to fund the estimated cost of GSA space; increased costs associated with re-competition for expired leases; and for acquisition of additional space.
- An increase of \$13,500,000 for the payments to DHS for security services provided to government owned and leased buildings. In prior years, this amount was included in the GSA Rental Payments. DHS sets this cost based on the square footage of the buildings they protect.

- An increase of \$1,968,000 for required repairs and maintenance projects for the USDA South Building. This building was constructed over 75 years ago and is in dire need of basic repairs and maintenance to both protect the physical integrity of the building and reduce energy costs. The South Building houses approximately 5,800 employees. Repairs are needed to keep critical building systems operating up to current code requirements and to improve employee safety. A failure of a steam line or air handler could force the closure of part or all of the building. These repairs will provide a safe and healthy work environment for our employees, which support USDA's program delivery activities.
- An increase of \$2,400,000 to cover the rising utility costs for the USDA Headquarters Complex. During 2006, the price of GSA's steam rose by 22 percent, increasing the annual cost to USDA by nearly \$400,000. GSA has notified all agencies to expect steep increases in 2008 and 2009 for all utility costs. USDA is making extensive efforts to control utility-related expenses. USDA has engaged in a utility energy savings contract (UESC) to replace inefficient building components with the goal of reducing overall energy consumption. The resulting energy savings will be used to pay for the capital investment through the UESC contract.
- An increase of \$1,900,000 for annual contract escalation due to the Fair Labor Standards Act and collective bargaining. This request is needed to pay mandatory fixed and discretionary costs associated with operating USDA facilities. This request supports DA's continuing efforts to provide high quality services so that USDA personnel have the space, facilities,

mail and property services, personnel support and resources needed to deliver their program services in a timely and effective manner.

- An increase of \$1,764,000 to support the building operations and maintenance staffs in performing preventive and security-related routine maintenance and repairs in the USDA Headquarters' Complex, including the George Washington Carver Center. This request will cover the costs related to the maintenance contracts for: Warden Telephone system; digital radios; the security bollards in the parking areas; and the annual costs associated with maintaining the automated external defibrillators located throughout USDA occupied buildings. Routine maintenance to major systems, when done on a timely basis, prolongs the life of equipment and avoids costly repairs and replacements.
- An increase of \$1,009,000 for continuity of operations to build a sensitive compartmented information facility at one of the Secretary's emergency relocation sites, and purchase and install communications equipment. These efforts will ensure USDA meets the new requirements of the National Security Presidential Directive 51/Homeland Security Presidential Directive 20 and National Communications System Directive NCS 3-10 for continuity communications capabilities within the Federal Executive Branch.
- An increase of \$279,000 for 2009 pay costs. This increase is necessary to maintain this office's current staffing levels without compromising its efforts in providing a safe workplace for USDA Headquarters and the George Washington Carver Center.



**Hazardous Materials Management**

The FY 2009 budget request for Hazardous Materials Management is \$12,281,000. The increase includes \$81,000 for pay costs. The remaining \$7,348,000 increase request will fund clean-up activities under the Comprehensive Environmental Response, Compensation, and Liability Act and the Resource Conservation and Recovery Act. The purposes of the Hazardous Materials Management Program are to cleanup and restore USDA-managed lands.

**Conclusion**

The goal of Departmental Administration is to provide the tools necessary for USDA agencies to accomplish their mission of providing effective leadership on food safety, agriculture programs, and natural resources. Accordingly, we respectfully ask for your support in this effort.

Thank you for this opportunity to present Departmental Administration's FY 2009 request.

Fiscal Year 2009 Hearing Questions

Departmental Administration

FORECLOSURE

Ms. DeLauro: Please update the Committee on how many foreclosures are currently pending, what states they are located in, and how much the loans total.

Response: The information is submitted for the record.

[The information follows:]

Rural Development		
STATE	LOAN COUNT	PRINCIPAL BALANCE
ALABAMA	302	\$14,594,258.22
ALASKA	15	1,064,518.24
ARIZONA	246	7,750,495.60
ARKANSAS	448	20,566,721.23
CALIFORNIA	133	12,439,201.49
COLORADO	120	7,773,467.23
CONNECTICUT	33	3,121,190.41
DELAWARE	43	3,511,512.70
FLORIDA	413	29,311,755.46
GEORGIA	342	15,638,892.94
GUAM	81	3,970,571.14
HAWAII	17	1,735,074.83
IDAHO	52	2,853,120.49
ILLINOIS	621	35,189,647.78
INDIANA	345	22,823,499.71
IOWA	270	14,553,911.64
KANSAS	255	11,615,356.78
KENTUCKY	665	36,354,804.31
LOUISIANA	357	19,776,683.81
MAINE	120	8,138,425.79
MARYLAND	48	4,487,620.91
MASSACHUSETTS	49	3,601,717.44
MICHIGAN	375	26,125,073.51
MICRONESIA	93	1,175,798.26
MINNESOTA	163	12,510,812.59
MISSISSIPPI	1,596	44,337,584.56
MISSOURI	252	15,132,696.60
MONTANA	41	2,297,292.39
NEBRASKA	116	5,464,082.53
NEVADA	14	1,295,704.13
NEW HAMPSHIRE	37	2,839,740.09
NEW JERSEY	90	10,574,373.63
NEW MEXICO	108	5,158,615.63
NEW YORK	198	14,965,976.65
NORTH CAROLINA	355	19,124,361.49
NORTH DAKOTA	55	2,942,530.92
OHIO	443	29,160,863.64
OKLAHOMA	265	15,229,599.67
OREGON	85	5,305,658.46
PENNSYLVANIA	319	20,439,876.86
PUERTO RICO	1,314	52,346,689.82
RHODE ISLAND	4	358,024.20
SOUTH CAROLINA	525	22,435,219.61
SOUTH DAKOTA	120	5,969,661.72
TENNESSEE	326	18,585,464.90
TEXAS	835	43,026,695.21
UTAH	18	1,641,081.21
VERMONT	73	4,716,348.04
VIRGIN ISLANDS	83	3,918,911.24
VIRGINIA	175	8,877,584.32
WASHINGTON	39	3,047,140.53
WEST VIRGINIA	157	6,760,904.73
WESTERN PACIFIC (WP)	4	384,403.74
WISCONSIN	222	14,846,050.46
WYOMING	24	749,346.51
TOTALS	13,499	\$702,616,616.00

Farm Service Agency		
STATE	LOAN COUNT	PRINCIPAL BALANCE
ARKANSAS	25	\$9,780,232
CALIFORNIA	7	10,043,759
COLORADO	4	1,319,742
FLORIDA	6	1,120,970
GEORGIA	2	156,841
HAWAII	4	1,433,555
IDAHO	4	563,474
ILLINOIS	2	1,062,705
INDIANA	2	853,734
IOWA	13	2,125,001
KANSAS	5	612,326
KENTUCKY	14	1,724,662
LOUISIANA	21	5,012,676
MAINE	3	840,083
MARYLAND	1	272,255
MASSACHUSETTS	14	4,162,240
MICHIGAN	10	2,080,231
MINNESOTA	2	101,941
MISSISSIPPI	4	855,387
MISSOURI	2	557,269
MONTANA	20	10,588,951
NEBRASKA	4	1,035,375
NEVADA	1	99,963
NEW HAMPSHIRE	1	193,577
NEW JERSEY	15	4,757,755
NEW MEXICO	15	3,712,554
NEW YORK	34	13,674,968
NORTH DAKOTA	18	5,559,655
OHIO	6	404,520
OKLAHOMA	47	9,994,269
OREGON	1	197,426
PENNSYLVANIA	9	914,526
PUERTO RICO	205	42,257,128
RHODE ISLAND	1	154,472
SOUTH CAROLINA	18	4,855,516
SOUTH DAKOTA	2	311,118
TENNESSEE	1	102,845
TEXAS	1	30,165
VIRGINIA	8	890,794
WASHINGTON	14	2,790,923
WEST VIRGINIA	2	464,969
WISCONSIN	18	2,530,563
<b>Totals</b>	<b>586</b>	<b>\$150,201,114</b>

## FIELD SERVICE CENTER OFFICE CLOSURES

Ms. DeLauro: Provide the Committee with a list of service center agency offices closed for each of fiscal years 2006, 2007 and 2008 (to date). Were all of these offices closed using the procedures spelled out in the Department's 1010 regulation? Has there been an effort to quantify the savings from these office closures?

Response: The following table identifies the service center agency offices closed fiscal years 2006, 2007 and 2008 as of April 10, 2008.

FSA County Office Closures			
FY 2006	FY 2007		FY 2008
<u>Alaska</u>	<u>Alabama</u>	<u>Nebraska</u>	<u>Arkansas</u>
Homer	Chilton	Banner	Saline
Delta	Lamar	Boyd	<u>California</u>
	Macon	Dakota	Placer
	Pickens	Deuel	<u>Louisiana</u>
	Tallapoosa	Frontier	Caldwell
	<u>Georgia</u>	Burwell	<u>Maine</u>
	Brantley	Greeley	Hancock
	Coweta	Hitchcock	<u>Mississippi</u>
	Dougherty	Sherman	Stone
	Greene	<u>New Hampshire</u>	<u>South Carolina</u>
	Habersham	Hillsborough	Lancaster
	Johnson	<u>Oklahoma</u>	<u>Tennessee</u>
	Pulaski	Delaware	Cheatham
	Seminole	Haskell	Hamilton
	Taylor	Cleveland	Morgan
	Evans	Seminole	Putman
	Lanier	<u>Texas</u>	<u>Texas</u>
	Ware	Blanco	Angelina
	Wheeler	Chambers	Crockett
	<u>Idaho</u>	Freestone	Menard
	Ada	Goliad	Presidio
	Kootenia	Hays	Sutton
	<u>Kansas</u>	Hood	<u>West Virginia</u>
	Chase	LaSalle	Mercer
	Comanche	Leon	Barbour
	Johnson	Madison	Tyler
	Geary	Palo Pinto	
	Elk	Walker	
	Woodson	Washington	
	Leavenworth	Zapata	
	<u>Kentucky</u>	<u>Virginia</u>	
	Anderson	Frederick	
	Fulton	Albermarle	
	Johnson	Goochland	
	Larue	Appomattox	
	McCracken	Prince	
	Rowan	George	
	Scott	Smythe	
	Wolfe	Tazwell	
		Lunenburg	
		Culpeper	
		<u>Wyoming</u>	
		Converse	

RD County Office Closures*		
FY 2006	FY 2007	FY 2008
<u>Georgia</u> Cochran McDonough	<u>Arizona</u> Safford Avondale Casa Grande	<u>Alabama</u> Tuscumbia Rainsville Talladega Clanton Vernon
<u>Illinois</u> Carthage	<u>California</u> Stockton Hanford Yuba City Red Bluff Victorville Ukiah Willows	<u>Arkansas</u> Camden Nashville
<u>Kansas</u> Paola Altamont	<u>Colorado</u> Greeley Canon City	<u>Hawaii</u> Saipan Kona
<u>Mississippi</u> Charleston Calhoun Aberdeen	<u>Delaware</u> Dover Local	<u>Idaho</u> Grangeville
<u>Missouri</u> Union	<u>Florida</u> Baldwin Bartow Chipley DeFuniak Springs DeLand Live Oak Marianna Milton Ocala Okeechobee Plant City Quincy Tavares	<u>Indiana</u> Winchester Shelbyville Anderson Sullivan Scottsburg Versailles
<u>Nebraska</u> Omaha Wayne Valentine	<u>Georgia</u> Rome Athens Hartwell Bainbridge	<u>Kansas</u> Colby Oscalosa
<u>North Carolina</u> Garner Dallas Roxboro Tarboro Columbia Waynesville	<u>Illinois</u> Charleston Morris Lincoln Olney	<u>Kentucky</u> Winchester Nicholasville Richmond Grayson Bardstown
<u>West Virginia</u> Pineville Morgantown	<u>Kentucky</u> Prestonburg New Castle	<u>Minnesota</u> Buffalo Duluth Hinckley North Branch Waite Park
	<u>Louisiana</u> Ruston	<u>Mississippi</u> Columbia Lucedale
		<u>Missouri</u> Columbia Lebanon Ozark

RD County Office Closures*		
FY 2006	FY 2007	FY 2008
	<u>Maryland</u> Elkton	<u>Nebraska</u> Beatrice Bloomfield Columbus Freemont
	<u>Michigan</u> Berrien Springs	
	<u>Nebraska</u> O'Neill McCook Hastings	<u>New Hampshire</u> Woodsville <u>New Jersey</u> Hackettstown
	<u>Nevada</u> Fallon Winnenucca	<u>New York</u> Binghamton Ithaca
	<u>New Jersey</u> Freehold	<u>North Carolina</u> Morganton Murphy Windsor Williamston Statesville Hillsborough
	<u>New Mexico</u> Gallup Raton Socorro Deming Espanola	<u>Oregon</u> Eugene
	<u>North Dakota</u> Park River	<u>Pennsylvania</u> York
	<u>Oklahoma</u> Cordell	<u>South Carolina</u> Bamberg Bennettsville Conway Greenwood
	<u>Oregon</u> Salem	
	<u>Puerto Rico</u> Humacao Mayaguez	<u>Texas</u> Cleburne San Benito Rio Grande
	<u>South Carolina</u> Charleston	<u>Vermont</u> Rutland St. Albans
	<u>Virginia</u> Dinwiddie Charlottesville	<u>Virginia</u> Accomac
	<u>Wisconsin</u> West Bend Barron Elkhorn Viroqua Ashland	<u>Wisconsin</u> Black River Falls Portage

\*This listing does not include those locations that are no longer open to the public but are housing one or more Rural Development employee officially assigned to another office but located at this location in order to serve the local area.

Question: Were all of these offices closed using the procedures spelled out in the Department's 1010 regulation?

Response: Under the advice of the Office of General Counsel (OGC) USDA Department Regulation 1010 is not applicable to FSA County Office closures because the regulation refers to the closure of offices where Federal employees are permanently assigned. The offices closed by FSA related to non-federal employees, therefore it was the opinion that DR-1010 did not apply to FSA County Office closures.

Regarding RD office closures, Departmental Regulation 1010 was revised on July 20, 2006. That revision, for the first time, made it applicable to the closure of field offices. The offices closed in FY 2006 were likely closed prior to that date or not closed according to the Departmental Regulation as it was not widely recognized that the new Regulation applied to field closures. A few of the offices closed in FY 2007 may not have followed the Departmental Regulation for the same reason. Most of the offices closed in FY 2007, and those closed in FY 2008, were part of the implementation of Rural Development's New Business Plan and the requirements of the 1010 Regulation were followed for those locations.

Question: Has there been an effort to quantify the savings from these office closures?

Response: Office closure efforts have been implemented to gain efficiencies and achieve improved service. The majority of the administrative cost savings can be attributed to office costs such as rents and utilities. It is difficult to quantify the efficiencies and improved customer service that have been gained by the people served, therefore, no effort to quantify the savings from these closures has been attempted.

#### PROCUREMENT REFORM

Ms. DeLauro: Please update the Committee on procurement reform efforts. Include in your response the most recent performance, and an explanation of which offices and Agencies are covered by this goal.

Response: In fiscal year 2008, USDA is continuing initiatives to promote procurement reform. A coordinated effort with the General Services Administration (GSA) is underway to ensure that Federal Procurement Data System - Next Generation (FPDS-NG) data serves as a baseline and benchmark for complying with Federal Funding Accountability and Transparency Act requirements. USDA continues to encourage all agencies and staff offices to maximize the use of performance based acquisition for services. USDA is also focusing on improving the acquisition workforce through available training opportunities and certification requirements.

USDA is promoting strategic sourcing by using better prices for commonly used goods and services through the USDA E-Alliance, which is a partnership with GSA to leverage USDA buying power for items on Federal Supply Schedules. USDA manages Blanket Purchase Agreements (BPA) hosted on a virtual storefront



known as "USDA Advantage!" USDA agencies ordered \$11.9 million in office supplies through a BPA with OfficeMax during fiscal year 2007, avoiding approximately \$1.2 million in costs. USDA's BPA for domestic delivery services has an estimated annual volume of \$10.7 million; the cost avoidance for calendar year 2007 was approximately \$2.1 million. USDA's has established a fiscal year 2008 goal of \$3.5 million in cost avoidance for USDA agencies.

#### EXCELLANCE CEREMONY

Ms. DeLauro: Did USDA conduct a Secretary's Honor Awards Ceremony for USDA employees in fiscal year 2007? If so, what were the costs?

Response: On October 11, 2007, USDA conducted the Secretary's 60<sup>th</sup> Annual Honor Awards Ceremony in which 414 recipients were recognized. Five individual awards and twenty-two group awards were presented as well. Total expenditures for the 2007 Honor Awards Program were \$68,674 which were funded from the fiscal year 2007 appropriation.

#### EMPOWHR HUMAN RESOURCE SYSTEM

Ms. DeLauro: What is the status of Departmental implementation of the EmpowHR human resources system? Are all agencies currently using EmpowHR? Have there been any obstacles to its use?

Response: The National Finance Center continues to develop and maintain EmpowHR, which is based on a commercial-off-the-shelf solution. The National Finance Center (NFC) has implemented a total of 93,006 Agriculture employees as follows:

Agricultural Marketing Service	592
Rural Housing Service	10,397
Risk Management Agency	810
Foreign Agricultural Service	1,507
Forest Service	47,199
Rural Utilities Service	618
Natural Resources Conservation Service	21,688
Rural Business-Cooperative Service	204
Office of the Chief Financial Officer	1,187
Farm Service Agency	8,802
National Sheep Industry Improvement Center	2

All USDA agencies are not currently using EmpowHR. NFC is working with the other USDA agencies to migrate them to EmpowHR. Currently, NFC and the Food Safety and Inspection Service (FSIS) are working on migration of its employees by the end of August 2008.

The primary obstacle to EmpowHR usage is ensuring that Federal personnel regulations are incorporated in the commercial-off-the-shelf application. Additionally, EmpowHR requires an extremely complex interface to NFC's legacy payroll applications.

NFC is marketing the EmpowHR service model to other civilian Federal agencies. In addition to the USDA agencies cited above, NFC has implemented and currently maintains the EmpowHR functionality for Library of Congress,

General Accountability Office, Corporation for National and Community Services, and a number of agencies within the Department of Homeland Security.

#### EARLY-OUTS/BUY-OUTS

Ms. DeLauro: Do you plan on using early out or buy out authority in fiscal years 2008 or 2009? If so, how many employees do you think will use the early out or buy out option? Did USDA implement early out or buy out authority in fiscal year 2007? If so, how many employees exercised this option? Provide the information broken out by agency.

Response: USDA is using the early-out and buy-out authorities in fiscal year 2008 and anticipates using these authorities in fiscal year 2009, as well. Rural Development used early-out authority during the first quarter of fiscal year 2008 and 132 employees availed themselves of this option. The actual numbers of employees exercising these options for fiscal year 2007 and those that anticipated in fiscal years 2008 and 2009 are as follows:

Voluntary Early Retirement	2007	2008	2009
Agricultural Research Service	22	0	0
Forest Service	0	44	220
Rural Development	0	132	0
Natural Resources Conservation Service	0	15	0
Office of Communications	0	1	0
Departmental Administration	0	5	10
Total	22	197	230

Voluntary Separation Incentive Pay	2007
Agricultural Research Service	62
Total	62

#### CREDIT AND PURCHASE CARDS

Ms. DeLauro: Please report on the number of credit cards issued in fiscal year 2007 and the number issued so far in fiscal year 2008.

Response: In fiscal year 2007, there were approximately 1,663 new credit cards issued in USDA. As of May 1, 2008, approximately 1,297 new credit cards have been issued in FY 2008.

Ms. DeLauro: What is the total number of open credit card accounts for travel and purchases in USDA and what is the total credit available via these credit cards?

Response: USDA has 16,383 open purchase card accounts. Each account has a single purchase limit and a monthly limit. The sum total of available monthly credit on all USDA cards is \$64,570,505. The majority of USDA cardholders have a \$3,000 single purchase limit; monthly limits for these cardholders will vary by office. Approximately, 1,000 cardholders have higher single purchase limits because they are warranted contracting officers.

As of June 30, 2008, USDA had 84,098 open travel charge cards. Each account has a monthly cycle limit and credit limit. The credit limit equals two cycle limits. The sum total of available monthly cycle credit limits on all USDA travel cards is \$431 million. Over 88 percent of all individually billed USDA travel charge cards have a monthly cycle limit of \$2,500 or less.

Ms. DeLauro: What are the estimated annual savings achieved through the use of credit cards?

Response: USDA's estimated fiscal year 2007 cost avoidance resulting from the use of the purchase card with our automated reconciliation system (known as the Purchase Card Management System or PCMS) was approximately \$50 million. USDA also received \$7 million in rebates from purchase card transactions and \$954,376 from travel card transactions in fiscal year 2007.

Ms. DeLauro: Recent reports have indicated widespread credit card abuse by federal employees. What kind of oversight exists to ensure that Departmental credit cards are used in accordance with regulations? Is USDA providing sufficient oversight to eliminate credit card abuse by its employees?

Response: USDA's Charge Card Program utilizes and processes oversight mechanisms to ensure credit cards are used in accordance with regulations. In addition, USDA's SmartPay2 Program has reengineered oversight measures for fleet, travel, and purchase planned for implementation in November 2008. These measures include: only authorized employees receive the card and are adequately trained in purchase card policies and procedures; use of convenience check is discouraged and minimized; appropriate administrative and/or disciplinary actions are properly considered and imposed, including financial reimbursement, for fraud and other blatant abuse of the purchase card; implement guidance for sensitive and pilferable property items that can be easily converted to personal use; and, key duties and responsibilities are to be segregated among different roles to reduce the risk of error or fraud.

#### MOTOR VEHICLES

Ms. DeLauro: Please update the table from the previous hearing record showing the distribution of the Department's owned and leased vehicles by agency. Provide a total cost of leased vehicles from GSA.

Response: The information is provided for the record. Total GSA lease costs are \$31,464,679.

[The information follows:]

Agency Name	Leased GSA	Agency Owned
Agricultural Research Service	50	3,590
Agricultural Marketing Service	213	71
Animal and Plant Health Inspection Service	669	3,352
Departmental Administration	28	1
Farm Service Agency	733	19
Food and Nutrition Service	60	0

Food Safety and Inspection Service	1,450	1
Foreign Agricultural Service	2	52
Forest Service	1,799	17,460
Grain Inspection, Packers and Stockyards Administration	46	0
National Agricultural Statistics Service	26	18
Natural Resources Conservation Service	531	10,461
Office of the Chief Information Officer	8	0
Office of Inspector General	158	18
Office of the Chief Financial Officer	4	0
Risk Management Agency	11	0
Rural Development	967	0
Total	6,755	35,043

In addition to the 35,043 owned vehicles (sedans, station wagons, light trucks, medium trucks, heavy trucks, buses and ambulances) listed in the table, USDA owns and operates various special purpose vehicles which include: fire trucks, trash compactors, construction equipment, trailers, motorcycles, and snowmobiles. Included in the 35,043 total are 109 vehicles which operate in foreign countries. USDA also leases 48 vehicles from commercial vendors. In addition, USDA owns and loans vehicles and equipment through the Federal Excess Property Program (FEPP). The FEPP includes approximately 25,000 pieces of fleet equipment made up of trucks, buses, and heavy equipment.

#### AIRCRAFTS

Ms. DeLauro: Please update the table from the previous hearing record showing the Department's distribution of aircraft by agency. Please provide a breakdown of total aircraft and aircraft service costs per Agency/office.

Response: The information is provided for the record.

[The information follows:]

#### Distribution of Agency Aircraft

Agency Name	Agency Owned and Operated	Aircraft Service Cost
Agricultural Research Service	6	\$164,928.00
Animal and Plant Health Inspection Service	35	\$10,441,746.00
Forest Service	57	\$170,647,057.00
Natural Resources Conservation Service	*0	\$477,973.00
Federal Excess Property Program (FEPP-FS)	**0	
		Total Cost
TOTAL - Agency Owned Aircraft	98	\$181,731,704.00

\* The Natural Resources Conservation Service does not own any aircraft. The costs listed above are for services leased through Commercial Aviation Services.

\*\* The Forest Service owns 260 aircraft that are on loan to State Forestry organizations and museums. These organizations pay all costs associated with those aircraft.

FUNDS TRANSFERRED TO LAND GRANT UNIVERSITIES

Ms. DeLauro: Please update the table from the previous hearing record showing a complete list, by agency, of all funds being transferred to each Land Grant University for fiscal years 2006 and 2007.

Response: The information is provided for the record.

[The information follows:]

[illegible]

United States Department of Agriculture  
Funds Transferred to Land-Grant Institutions  
(Dollars in Thousands)

1862 LAND-GRANT INSTITUTIONS	FY 2007 Actual													TOTAL
	AMS	ADSL	ASL	CHES	RES	ZAS	ES	ELIS	NASH	MUCH	ED	BMA	950	
AMERICAN SAMOA COMMUNITY COLLEGE	0	0	\$1,389	\$5,086	0	0	\$419	0	0	0	0	\$419	0	\$7,163
UNIVERSITY OF ALASKA	0	0	0	0	0	0	0	0	0	0	0	0	0	2,234
UNIVERSITY OF ARIZONA	0	\$35	490	10,822	\$180	\$1,167	360	0	0	\$127	487	225	0	13,892
UNIVERSITY OF ARIZONA	\$42	86	1,132	17,983	11	20	80	0	0	0	19	48	0	19,222
AUBURN UNIVERSITY	0	0	1,132	17,983	11	20	80	0	0	0	19	48	0	19,222
UNIVERSITY OF CALIFORNIA	0	1,009	4,255	33,166	702	750	970	0	0	144	1,114	0	0	42,130
CLEMSON UNIVERSITY	52	920	296	14,119	12	106	0	\$437	0	0	323	25	0	16,230
COLORADO STATE UNIVERSITY	0	3,157	375	12,245	142	4,221	908	0	0	254	1,162	0	0	22,464
CORNELL UNIVERSITY	0	0	1,739	25,258	215	62	22	0	0	15	25	110	0	28,999
CORNELL UNIVERSITY	0	245	3,146	25,118	109	202	22	0	0	0	24	15	0	29,822
UNIVERSITY OF DELAWARE	0	149	20	5,718	309	0	0	3	0	0	0	0	0	6,262
UNIVERSITY OF DISTRICT OF COLUMBIA	0	0	0	2,350	0	0	0	0	0	0	0	1,030	0	3,380
UNIVERSITY OF FLORIDA	0	675	791	18,927	65	178	245	0	0	82	327	0	0	21,290
UNIVERSITY OF FLORIDA	0	944	536	28,443	25	295	531	1	0	43	50	0	0	30,759
UNIVERSITY OF GEORGIA	0	2	52	1,030	0	0	0	0	0	0	0	0	0	1,032
UNIVERSITY OF IDAHO	0	92	3,070	7,436	0	472	239	0	0	346	452	150	0	12,502
UNIVERSITY OF ILLINOIS	0	23	884	10,197	0	40	734	0	0	118	852	0	0	12,828
IOWA STATE UNIVERSITY	0	0	2,438	24,479	97	176	90	0	0	167	257	628	0	28,332
KANSAS STATE UNIVERSITY	0	1,597	359	25,406	438	1,377	105	0	0	2,748	2,933	0	0	35,004
KANSAS STATE UNIVERSITY	0	574	1,359	21,311	0	235	0	0	0	0	0	404	0	23,608
UNIVERSITY OF KENTUCKY	0	8	4,352	21,311	0	235	0	0	0	13	0	119	0	26,742
LOUISIANA STATE UNIVERSITY	0	130	192	13,956	40	464	288	0	0	0	0	0	0	16,177
UNIVERSITY OF MAINE	0	0	53	7,228	0	15	595	0	0	22	50	225	0	8,188
UNIVERSITY OF MARYLAND	50	40	1,635	12,409	154	2,140	313	0	\$14	57	184	0	0	18,795
UNIVERSITY OF MARYLAND	0	372	0	5,959	48	129	239	27	0	91	637	0	0	10,424
MICHIGAN STATE UNIVERSITY	52	0	1,030	2,383	0	0	0	0	0	0	77	235	0	3,121
COLLEGE OF MICHIGANIA	0	0	0	0	0	0	0	0	0	0	0	0	0	2,383
UNIVERSITY OF MINNESOTA	0	558	1,085	28,339	43	104	424	150	0	44	618	0	0	31,364
MISSISSIPPI STATE UNIVERSITY	0	340	2,046	19,422	375	559	758	0	0	0	758	100	0	21,858
MISSISSIPPI STATE UNIVERSITY	0	0	2,728	22,393	0	7,057	752	0	0	127	325	10	0	31,442
MISSISSIPPI STATE UNIVERSITY	0	0	0	0	0	0	0	0	0	0	0	0	0	0
MONTANA STATE UNIVERSITY	0	192	585	17,579	0	259	14	0	0	366	380	0	0	19,375
UNIVERSITY OF NEBRASKA	0	0	0	4,409	0	0	0	0	0	0	0	0	0	4,409
UNIVERSITY OF NEVADA, RENO	0	0	0	0	0	0	1,123	0	0	5	1,128	100	0	6,765
UNIVERSITY OF NEW HAMPSHIRE	0	0	20	5,803	0	0	401	0	0	816	1,217	173	0	8,510
UNIVERSITY OF NEW HAMPSHIRE	0	208	635	8,718	25	1,444	350	0	0	235	585	23	0	12,400
NORTH CAROLINA STATE UNIVERSITY	0	2,162	2,019	9,126	50	0	12	0	0	5	1,131	0	0	15,699
NORTH CAROLINA STATE UNIVERSITY	0	0	0	0	0	0	0	0	0	0	0	0	0	0
NORTHERN MARIANA COLLEGE	0	54	0	2,147	0	0	0	0	0	0	0	0	0	2,201
OHIO STATE UNIVERSITY	0	7	958	30,100	155	304	322	0	0	67	389	0	0	32,302
OKLAHOMA STATE UNIVERSITY	0	0	443	15,604	22	20	77	0	0	379	456	0	0	17,004
OKLAHOMA STATE UNIVERSITY	0	1,736	1,566	23,223	384	309	2,166	0	0	132	3,084	144	0	31,468
PENNSYLVANIA STATE UNIVERSITY	0	0	0	0	0	0	0	0	0	0	0	0	0	0
PENNSYLVANIA STATE UNIVERSITY	0	23	32	13,854	0	15	11	0	0	169	180	0	0	14,238
UNIVERSITY OF PUERTO RICO	0	1,490	2,045	22,637	20	271	266	0	0	317	610	0	0	27,682
PURDUE UNIVERSITY	0	0	0	0	0	0	0	0	0	27	0	0	0	27
UNIVERSITY OF RHODE ISLAND	0	19	0	5,693	0	0	0	0	0	284	284	0	0	6,270
UNIVERSITY OF RHODE ISLAND	0	265	541	12,555	108	0	0	0	0	0	0	0	0	13,506
SOUTH DAKOTA STATE UNIVERSITY	0	117	729	21,787	213	9	551	0	0	116	667	0	0	24,189
UNIVERSITY OF TENNESSEE	0	0	0	0	0	0	0	0	0	0	0	0	0	0
TEXAS A&M UNIVERSITY	0	207	1,562	35,278	0	1,009	350	0	0	1,024	1,374	87	0	40,892
UTAH STATE UNIVERSITY	0	773	313	10,943	0	62	160	0	0	389	349	456	0	13,285
UNIVERSITY OF UTAH	0	0	266	2,896	0	0	1,113	0	0	208	1,321	236	0	13,020
UNIVERSITY OF THE VIRGIN ISLANDS	0	0	0	0	0	0	0	0	0	0	0	0	0	0
VIRGINIA POLY INST & STATE UNIVERSITY	0	230	911	20,038	69,998	15	403	0	0	5	408	0	0	22,980
WASHINGTON STATE UNIVERSITY	0	0	1,534	15,886	40	125	202	0	0	240	51	493	125	18,696
WEST VIRGINIA UNIVERSITY	0	54	1,118	10,877	0	0	0	0	0	121	402	0	0	12,853
UNIVERSITY OF WISCONSIN	0	288	967	23,597	484	564	431	0	0	1,262	1,593	431	0	29,657
UNIVERSITY OF WYOMING	0	0	0	0	0	0	0	0	0	0	0	0	0	0
Total, 1862 Land-Grant Funds.....	176	19,301	52,354	892,808	4,410	24,313	18,376	618	281	13,133	30,771	5,443	1,017,233	

## FEDERAL EXCESS PERSONAL PROPERTY

Ms. DeLauro: Please update the table from the previous hearing record showing the amount of property transferred to date under the Farm Bill and the date it was transferred.

Response: The information is submitted for the record.

[The information follows:]

United States Department of Agriculture  
Transfers of Federal Excess Personal Property  
Accumulation from FY 1998 to FY 2007

Institutions	Type	Total
Alabama A&M University	1890 (Historically Black College)	\$51,354
Bay Mills Community College	1994 (Tribal College)	81,826
Blackfeet Community College	1994 (Tribal College)	1,858,310
College of the Menominee Nation	1994 (Tribal College)	71,094
College of Santa Fe	Hispanic Serving Institution	277,691
Dine College	1994 (Tribal College)	147,318
Dull Knife Memorial College	1994 (Tribal College)	34,160
Fond du Lac Tribal & Community College	1994 (Tribal College)	25,832
Fort Berthold Community College	1994 (Tribal College)	84,737
Fort Peck Community College	1994 (Tribal College)	97,864
Haskell Indian Nations University	1994 (Tribal College)	15,250
Inter American University of Puerto Rico at San German	Hispanic Serving Institution	191,075
Kentucky State University	1890 (Historically Black College)	15,434
Langston University	1890 (Historically Black College)	76,097
Little Priest Tribal College	1994 (Tribal College)	9,339
Los Angeles Mission College	Hispanic Serving Institution	1,228
Navajo Technical College (Crownpoint)	1994 (Tribal College)	2,976,366
Nebraska Indian Community College	1994 (Tribal College)	484,658
North Carolina A&T State University	1890 (Historically Black College)	1,663,746
Prairie View A&M University	1890 (Historically Black College)	44,111
Salish Kootenai College	1994 (Tribal College)	13,433,544
San Bernardino Valley College	Hispanic Serving Institution	105,366
Sisseton Wahpeton Community College	1994 (Tribal College)	4,559
South Carolina State University	1890 (Historically Black College)	1,687,159
Tuskegee University	1890 (Historically Black College)	265,399
University of Arkansas Pine Bluff	1890 (Historically Black College)	151,973
University of Puerto Rico Mayaguez Campus	Hispanic Serving Institution	53,133
University of Texas at San Antonio	Hispanic Serving Institution	129,396
West Virginia State University	1890 (Historically Black College)	180,711
Total		\$24,218,730

## Agriculture Buildings and Facilities

## STRATEGIC SPACE PLAN

Ms. DeLauro: Please update the table from the previous hearing record showing the progress of the strategic space plan.

Response: The information is provided for the record.

[The information follows:]



FUNDING PLAN FOR SOUTH BUILDING RENOVATION (Dollars in Thousands)					
Fiscal Year	Appropriated	Obligated	Location	Description	Status
1995 - 2000	\$33,600	\$33,600	South Building	Whole building concept design	Design completed in 1997
			Wing 3	Phase 1 construction	Started Sept. 1998; Completed December 2000
2001	25,943	21,445	Wing 4	Phase 2 construction	Started August 2001; Completed December 2002
2002	25,943	8,365		Phase 2 construction & related activities	
2003	33,756	24,574	1/3 Headhouse	Phase 3 construction	Started Sept. 2003; completed in 2005
2004	0	13,160	Mail Center	Mail Center construction	Awarded September 2004
2005	0	5,777	Mail Center	Continue Mail Center Construction & Phase 4A design	Phase 3 completed and occupied; work continued on Mail Center
2006	0	2,464	Wing 5	Postponed Phase 4A construction	Due to the lack of funding, no modernization activities were initiated. Mail Center was completed and occupied in 2006
2007	0	9,857	Wing 5	Postponed Phase 4A construction; Available funds were used for Building Services.	Due to the lack of funding, no modernization activities were initiated. Funds were used for building-related services.
2008	0	0	Wing 5	Postponed Phase 4A construction.	Due to the lack of funding, no modernization activities were initiated.
2009	0	0	Wing 5	Postponed Phase 4A construction.	Due to the lack of funding, no modernization activities were initiated.
2010	63,000	63,000	Wing 5 (4A) and 1/3 Tailhouse (4B)	Initiate Phase 4A construction and 4B design.	Phase 4A Construction and Phase 4B design to be awarded in 2010. Phase 4B construction to be awarded in 2011.
2011	53,000	53,000	Wing 2, Cafeteria, Target Center, 1/3 Tailhouse	Award design and construction contracts for Phase 5	Design to be awarded in 2011; Construction to be awarded in 2012
2012	55,000	55,000	Wing 1, 1/3 Headhouse	Award design and construction contracts for Phase 6	Design to be awarded in 2012; Construction to be awarded in 2014
2013	56,000	56,000	Wing 6, TV Studio, Auditorium, Training Center 1/3 Tailhouse	Award design and construction contracts for Phase 7	Design to be awarded in 2013; Construction to be awarded in 2015
2014	57,000	57,000	Wing 7, 1/3 Tailhouse	Award design and construction contracts for Phase 8	Design to be awarded in 2014; Construction to be awarded in 2016
			South Building	Complete building renovation	October 2017
Total	\$403,242	\$403,242			

\* Amounts for 2010 through 2014 are estimates.

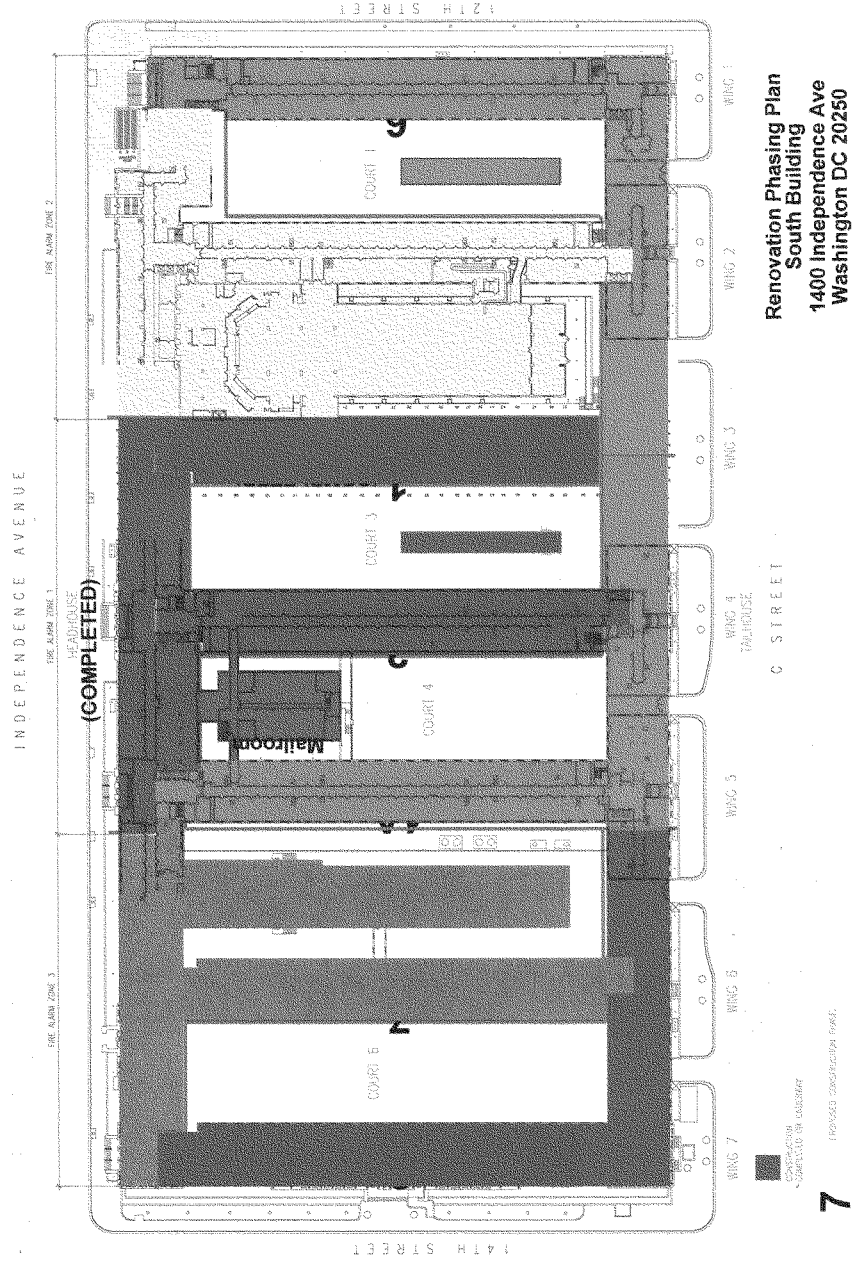
Notes:

1. Preliminary estimates reflect costs by fiscal year, which include planning and design costs, construction costs, moving costs, construction management, telecommunications and furniture costs for each phase. Costs

for a particular phase cross fiscal years, and a continuous funding stream is required.

2. Cost estimates are preliminary and for planning purposes only. More detailed costs are developed as design work proceeds for each phase.
3. Funding based on Master Phasing Plan prepared by Shalom Baranes/Syska and Hennessy Joint Venture in June 1997. Phase boundaries are adjusted based on funds available. Funding has been adjusted to reflect inflation. Additional adjustments may have to be made.
4. Design initially funded in fiscal year 1995 (whole building design concept).
5. Construction for Phase 1 funded in fiscal year 1997, for Phase 2 in fiscal year 2001, for Phase 3 in fiscal year 2002, and for Phase 4A and Mail Center in fiscal year 2003.

A color diagram is provided to assist in visualizing the progress and plans to renovate the South Building.



## HEADQUARTERS COMPLEX RENTAL CHARGES

Ms. DeLauro: Please update the table provided for the previous hearing record showing the amount GSA charged USDA for the four buildings owned by GSA but occupied by USDA to include fiscal year 2008.

Response: The information is provided for the record.

[The information follows.]

## HEADQUARTERS COMPLEX RENTAL CHARGES

Revised as of May 21, 2008

Fiscal Year	Jamie L. Whitten Building	Cotton Annex	South Building	Sidney R. Yates Building
1997	\$6,245,408	\$1,465,915	\$36,443,590	\$3,772,519
1998	N/A	N/A	N/A	3,767,562
1999	N/A	N/A	N/A	3,890,869
2000	N/A	N/A	N/A	3,977,232
2001	N/A	N/A	N/A	4,160,261
2002	N/A	N/A	N/A	4,189,138
2003	N/A	N/A	N/A	4,207,913
2004	N/A	N/A	N/A	3,841,131
2005	N/A	N/A	N/A	4,413,448
2006	N/A	N/A	N/A	4,473,516
2007	N/A	N/A	N/A	4,527,384
2008 (est.)	N/A	N/A	N/A	4,553,688

The amounts shown are GSA's estimates of the value of the building space. During USDA's South Building Renovation Project, GSA suspended rent charges for the Whitten Building, Cotton Annex Building, and South Building. Beginning in fiscal year 1998, USDA no longer paid GSA the value of the rent charged for the D.C. Complex. The Yates Building was not part of this agreement and has been occupied by the Forest Service. Payment for the Yates building has been funded by the Forest Service.

USDA assumed operational responsibility for these buildings, and began implementation of the Strategic Space Plan. As of fiscal year 2007, no new funding for the Strategic Space Plan was provided. At the end of fiscal year 2007 employees were moved out of the Cotton Annex and the building was relinquished to GSA. USDA and GSA have yet to reach an agreement on resumption of billing USDA rent for the Whitten and South Buildings.

## RENTAL AND REPAIR COSTS TO GSA

Ms. DeLauro: Please update the table provided for last the previous hearing record showing the amount of rental payments made to GSA, and the amount spent by GSA for repairs from fiscal year 1994 to 2008. How many buildings does USDA own and how many does USDA lease.

Response: The information is provided for the record.

[The information follows.]

Rental Payments to GSA 1/

<u>Fiscal Year</u>	<u>Amount</u>
1994	\$84,465,408
1995	90,762,069
1996	91,047,992
1997	100,149,713
1998	98,085,340
1999	107,797,000
2000	115,727,287
2001	120,832,400
2002	131,702,799
2003	139,063,459
2004	127,250,732
2005	118,157,338
2006	135,395,773
2007	134,944,236
2008	142,168,000

1/ The figures reflect the rental payments for the entire Department of Agriculture Nationwide--National Capital Region owned and leased space and field office locations owned and leased space. Prior to fiscal year 2005, the amounts shown had included GSA and DHS security costs.

There were no repairs executed by GSA for South, Whitten or Yates for the years 2006, 2007, 2008.

The amount spent by GSA for repairs in the USDA Headquarters Complex between 1994 and 2008 follows:

Estimated Costs for Repair Contracts Awarded by GSA Fiscal Years 1993 - 2005	
1993	\$3,178,253
1994	1,070,900
1995	507,537
1996	0
1997	47,000
1998	1,300,000
1999	0
2000	0
2001	0
2002	0
2003	0
2004	250,000
2005	514,000
2006	0
2007	0
2008	0
Total	\$6,667,690

The repairs reported are only those major repair projects done by GSA within the four-building Headquarters Complex. Only two projects occurred between 1999 and 2008: A leak repair project at the cost of \$250,000 and an emergency generator at a cost of \$514,000 in the Sidney R. Yates Building. As reported in the FY 2007 Federal Real Property Profile, USDA owns 22,607 buildings and commercially leases 3,703 buildings.

#### AGRICULTURE BUILDINGS AND FACILITIES

Ms. DeLauro: How much was carried over from fiscal year 2007 in the Agriculture Buildings and Facilities and Rental Payments account?

Response: The amount carried over from FY 2007 was \$4,815,456 related to Building Operations and Maintenance. Most of this carryover amount has already been obligated for contract building maintenance work begun in FY 2007; finished and billed in early FY 2008.

Ms. DeLauro: Please provide a table with columns specifying building operation and maintenance costs, DHS Security payments, and rent that USDA paid to GSA, by year from 1998 forward. Please include the fiscal year 2008 estimate and the fiscal year 2009 request.

Response: The information is provided for the record.

[The information follows:]

## COSTS BY FISCAL YEAR

Fiscal Year	Building Operations and Maintenance	DHS Security Payments	Rent Paid to GSA
1998	\$24,356,994	N/A	\$98,085,340
1999	23,972,741	N/A	107,797,000
2000	25,959,890	N/A	115,727,287
2001	30,486,718	N/A	120,832,400
2002	31,438,000	N/A	131,702,799
2003	32,327,000	N/A	139,063,459
2004	32,366,902	N/A	127,250,732
2005	35,266,592	10,349,133	118,157,338
2006	43,381,525	10,915,165	135,395,773
2007	44,949,719	11,268,557	134,944,236
2008	42,836,971	13,336,000	142,168,000
2009	48,704,000	13,500,000	168,901,000

## ADVISORY COMMITTEES

Ms. DeLauro: USDA agencies are allowed to obligate funds for portions of salaries and benefits for staff time devoted to support advisory committees. Update the table from the previous hearing record showing the breakout of funds obligated for this purpose by agency.

Response: The information is submitted for the record.

[The information follows:]

ADVISORY COMMITTEES STAFF COSTS  
FISCAL YEAR 2007  
(Dollars in Thousands)

Agency	Total Salaries & Benefits
Agricultural Research Service	\$72
Agricultural Marketing Service	155
Cooperative State Research, Education, and Extension Service	11
Farm Service Agency	41
Food and Nutrition Service	20
Foreign Agricultural Service	160
Forest Service	8
Food Safety and Inspection Service	434

Ms. DeLauro: Provide an update of the table from the previous hearing record that lists all advisory committees funded through other accounts. Also, explain any additions or deletions to the table. Please explain the role, responsibility, and goal(s) of the Resource Advisory Committees.

Response: The information is submitted for the record.

[The information follows:]

ADVISORY COMMITTEES FUNDED FROM OTHER SOURCES  
FISCAL YEAR 2007  
(Dollars in Thousands)

Committee Title	Agency	FY 2007 Actual
Plant Variety Protection Board	AMS	\$51
Advisory Committee on Universal Cotton Standards	AMS	18
Advisory Committee on Emerging Markets	FAS/CCC	47
Advisory Committee on Forest County Payments	FS	156
Advisory Committee to the Provincial Interagency Executive Committees	FS	335
Black Hills National Forest Advisory Board	FS	13
Collaborative Forest Restoration Program Technical Advisory Panel	FS	60
Intergovernmental Advisory Committee	FS	10
Lake Tahoe Basin Federal Advisory Committee	FS	105
Land Between the Lake Advisory Board	FS	37
National Urban and Community Forestry Advisory Council	FS	154
Opal Creek Scenic Recreation Area Advisory Council	FS	13
Roadless Area Conservation National Advisory Committee	FS	146
Resource Advisory Committee (RACs)*	FS	966
Recreation Resource Advisory Committees (RRACs)**	FS	136
Total		\$2,247

The Flue-Cured and Burley Tobacco Advisory Committees expired in 2005 and the National Tobacco Advisory Committee expired in 2006. Due to the elimination of the auction marketing system and lack of interest by the Tobacco industry, these 3 committees were not renewed.

\*The purpose of the RACs is to improve collaborative relationships in the areas they serve and to provide advice and recommendations to the Secretary on national forest projects proposed under Title II of the Secure Rural Schools and Community Self-Determination Act of 2000 (ACT) (P.L. 106-393). Counties may elect to set aside a portion of its distribution through the Payments to States Program for Title II projects. The Act requires that a RAC review and recommend proposed Title II projects for the Secretary's approval. The authority to initiate Title II projects under the Act terminated on September 30, 2007. The proposal to extend funding under the Title II projects, by attaching the Act unto the War Supplemental spending bill, was not approved. Therefore, the committees under Title II of the ACT are inoperable until further notice.

\*\*The purpose of the RRACs is to improve public involvement regarding recreation fees on Federal recreational lands and waters managed by the Forest Service by providing advice to the Secretary from individuals representing a balance of points of view as required by the Recreation



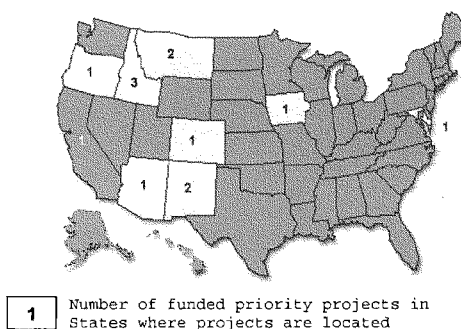
Federal Lands Recreation Enhancement Act (P.L. No. 108-447). In FY 2006, the Secretary established five Recreation RACs.

#### HAZARDOUS MATERIALS MANAGEMENT (HMM) PROGRAM

Ms. DeLauro: Please report on the Department's accomplishments in terms of its hazardous waste management performance goals in fiscal year 2007.

Response: Consistent with the Administration's expressed desire to achieve cost-effective outcomes with public funds, HMM has shifted from counting outputs as a measure of performance to identifying and evaluating the strategic impact and public benefits produced from projects funded with HMM funds. Consequently, HMM has developed and implemented a business-case approach to prioritizing and funding work that focuses on results. Each year, a Program Focus Panel of senior representatives from key USDA mission areas and offices, including: Natural Resources and Environment, Rural Development, Office of the General Counsel, Office of Budget and Program Analysis, and Civil Rights, evaluates and ranks proposed activities that support these goals. This approach results in using HMM funds to address the most serious threats to public health and the environment.

In 2007, the Program Focus Panel ranked 29 projects representing requests from USDA agencies for nearly \$19 million worth of activities. With the fiscal year 2007 HMM appropriation, the Department was able to fund the 13 highest priority projects in eight States (see map below).



One of the FY 2007 high priority projects selected for funding was delayed due to significant changes in environmental conditions invalidating the cleanup design.

#### HMM FUNDING MATRIX

Ms. DeLauro: Please provide tables showing the individual budgets for fiscal years 2007, 2008 and 2009 for complying with the Comprehensive Environmental Response, Compensation, and Liability Act (CERCLA), the Resource Conservation and Recovery Act (RCRA), and the Pollution Prevention Act (PPA).

Response: In fiscal years 2007 through 2009, HMM funding was or will largely be for activities related to the Comprehensive Environmental Response, Compensation, and Liability Act (CERCLA). USDA agencies fund all Pollution Prevention Act (PPA) activities from their own appropriations. Department-level non-CERCLA activities, such as Resource Conservation and Recovery Act (RCRA) policy development and oversight, account for less than five percent of all HMM spending. The following table provides a breakout of HMM funding by year.

USDA HMM Budgets (\$000)									
Agency	FY 2007 Actual			FY 2008 Estimate			FY 2009 Request		
	CERCLA	RCRA	Total	CERCLA	RCRA	Total	CERCLA	RCRA	Total
Agricultural Research Service	\$4,000	0	\$4,000	\$210	0	\$210	\$2,400	0	\$2,400
Farm Service Agency, Farmer Loan Programs	0	0	0	0	0	0	1,000	0	1,000
Forest Service	4,458	0	4,458	1,442	0	1,442	5,681	0	5,681
Office of Procurement and Property Management	1,629	\$100	1,729	1,400	\$100	1,500	1,300	\$200	1,500
Office of the General Counsel	1,700	0	1,700	1,650	50	1,700	1,650	50	1,700
Total	11,787	100	11,887	4,702	150	4,852	12,031	250	12,281

#### FEDERAL FACILITIES COMPLIANCE ACT

Ms. DeLauro: The Federal Facilities Compliance Act establishes that Federal facilities must comply with State environmental laws and could be obligated to pay fines and penalties for non-compliance. Please update the list from the previous hearing record of all USDA facilities that are not in compliance with State laws. Include in this list the project location, the deadline for compliance, and the total cost of compliance.

Response: The following table summarizes the requested information.

[The information follows:]

## Compliance Issues at USDA-managed Facilities

State	Agency	Compliance Issue and Status
AZ	FS	On February 7, 2007, the State of Arizona issued a Notice of Violation (NOV) to the Coronado National Forest under the Clean Water Act for failure to acquire a permit for acid mine discharge from the Worlds Fair Mine (an abandoned mining operation). The Forest Service completed a Comprehensive Environmental Response, Compensation, and Liability Act (CERCLA) removal action in 2007 for about \$600,000. Monitoring will be required for additional three years prior to closing out this enforcement action.
CA	FS	The State of California ordered the Forest Service to clean up the Golinsky Mine on the Shasta Trinity National Forest and the Walker Mine on the Plumas National Forest because of releases of hazardous substances into nearby waters. The total estimated cost to implement the remedy at the Walker Mine site is in excess of \$3.2 million. For the Golinsky Mine site, the government has reached a tentative \$4.05 million settlement agreement with ASARCO through the company's bankruptcy proceedings. However, the Forest Service will only be able to fund a fraction of the work required at the site with the settlement funds because the net present value of the estimated future costs to address the site is \$8,460,000. In fiscal year 2008, the Forest Service has allocated \$65,000 and, in addition, will receive \$125,000 from the ASARCO Trust Fund for work on the Golinsky Mine site.
	FS	The State of California is requiring investigation of possible groundwater contamination at the Old Shaver Lake disposal site on the Sierra National Forest. The Forest Service has spent \$38,000 to date performing monitoring on this site. Future costs will depend on the results of ongoing monitoring.
	FS	The State of California is requiring evaluation of soil and groundwater contamination from leaking underground storage tanks at three sites on the Klamath National Forest. To date, the Forest Service has spent over \$186,000 on these three sites. Two of the sites have been closed. Monitoring is being performed on the third to determine if additional work is required. Future costs will depend on the monitoring results; however, the Forest Service estimates that, if required, the cleanup will cost \$250,000.
	FS	The State of California is requiring remediation of the Hume Lake disposal site on the Sequoia National Forest. The Forest Service has spent \$42,000 investigating the site for potential groundwater contamination under this requirement. Cleanup work plans have been approved by the regulatory agencies. The estimated cost to clean up the site to California regulatory standards is \$312,000.
	FS	The State of California issued leaking underground storage tank NOV to the Rose Valley Station in the Los Padres National Forest. The Forest Service has spent over \$100,000 to address the violations. The site has been cleaned up and the Forest Service is waiting to receive a no further action memo from the county.
	FS	The State of California issued leaking underground storage tank NOV to the Keenwild Work Center in the San Bernardino National Forest. The Forest Service has so far spent \$70,000 to address the violations and estimates that it will cost \$89,000 to remediate the petroleum-contaminated soils.

State	Agency	Compliance Issue and Status
CO	FS	In 2000, the State of Colorado issued a Compliance Order to the Pike National Forest alleging ethylene dibromide contamination of the Woodland Park water supply. The Forest Service spent about \$2.3 million on characterization and cleanup actions, which are ongoing. The Compliance Order from the State is still in effect. The Forest Service also settled a toxic tort lawsuit with Teller County Water and Sanitation District agreeing to pay for groundwater treatment so that Teller County could use the groundwater as a municipal water source. Monies are paid to the county from the Department of Justice Judgment Fund. The Environmental Protection Agency (EPA) threatened enforcement action to recover over \$500,000 it reported spending to characterize the Woodland Park area. In lieu of enforcement, EPA agreed to accept \$500,000 from the Forest Service for the cleanup of a Colorado mine site. EPA used the Forest Service funds to clean up the Bueno Tailings and Claim Jumper Mine sites. The Forest Service expects to close out this order before the end of 2008.
GA	ARS	In 1997, the Stored Product Insects Research Development Laboratory in Savannah entered into a Consent Order with the State of Georgia for Resource Conservation and Recovery Act (RCRA) violations. In a September 2004 letter, the State accepted the risk assessment prepared by the Agricultural Research Service (ARS) risk assessment allowing the site to be closed. Through fiscal year 2007, ARS has spent \$785,000 on the site. In December 2007, ARS closed groundwater monitoring wells per State requirements at a cost of \$40,000.
MD	ARS	ARS must close a two-acre landfill at the 70-acre Plant Quarantine Station in Glenn Dale to comply with State of Maryland RCRA requirements. (The State has not issued an order or taken an enforcement action.) ARS has developed a closure plan for the landfill at a cost of \$200,000. The estimated additional cost to complete the design and RCRA closure is \$5 million.
MO	GIPSA	On November 8-9, 2005, EPA conducted a RCRA Compliance Evaluation Inspection of the Grain Inspection, Packers, and Stockyards Administration (GIPSA) facility in Kansas City, Missouri. GIPSA worked with EPA to promptly correct all violations, but on September 29, 2006, EPA issued an Administrative Complaint, Compliance Order, and Notice of Opportunity for Hearing, proposing a fine of \$320,580. After Alternative Dispute Resolution, GIPSA and EPA resolved this complaint for \$60,000.
MT	FS	On November 16, 2006, the Gallatin National Forest received a Noncompliance Notification from the State of Montana for a solid waste and open burning violation in Cooke City. The State gave a deadline of June 2007 for the Forest Service to obtain a license to receive and burn wood waste not generated on Forest Service property, to remove items inappropriately disposed at the burn pile and to dispose of them in a licensed solid waste facility, and to close and rehabilitate the burn site after the final burn. The response action was initiated on December 2006; however, weather and project-related delays led to a State-agreed, adjusted deadline for final reclamation during the summer of 2008.
	FS	On August 21, 2007, the Beaverhead Deer-lodge National Forest reported a fuel spill during firefighting. Despite cleaning up the spill within two weeks, the Forest Service received a State NOV. Total cost to achieve compliance was \$2,000.
	FS	In December 2006, the Northern Region of the Forest Service based out of Missoula Montana received a Clean Water Act violation for noncompliance with spill prevention control and countermeasure

State	Agency	Compliance Issue and Status
		requirements at 17 locations. The Forest Service submitted a Compliance Plan within 30 days and addressed the deficiencies at a cost of approximately \$75,000.
NM	FS	In 1990, the Forest Service discovered a discharge of diesel fuel from an above ground storage tank system that was used to fuel a generator at the Shuree Ponds of the Carson National Forest. In 1990, the Forest Service removed and disposed of approximately 800 cubic yards of petroleum contaminated soil. In 1992, the Forest Service placed approximately 1,008 cubic yards on a bioremediation pad. In 1996, the Forest Service conducted a site investigation of the site which included sampling and analysis of the soils. In 1997, the State of New Mexico directed the Forest Service to comply with a Stage 1 Abatement Plan Notice of Deficiency which included additional sampling and analysis of the site. The State is continuing to monitor the facility in accordance with the 1997 Stage 1 Abatement Plan. Monitoring costs are \$5,000 per year.
OR	FS	On July 27, 2006, the State of Oregon issued a Pre-Enforcement Notice to the Siuslaw National Forest for a variety of compliance issues at a wastewater treatment plant at Sand Beach Campground. In response, the Forest Service contracted for an engineering report to evaluate the plant and develop alternatives for wastewater treatment at the site. The Forest Service submitted a corrective action plan to the State in October 2006. The Forest Service received a NOV in February 2007. The Forest Service continues to work with the State to resolve the NOV and plans investments at the site to bring this 40-year-old sewage treatment facility into full compliance with its operating permit. The Siuslaw National Forest received a NOV from the State of Oregon for making modifications to the sewage treatment system at the Driftwood II Campground without State approval. The Forest Service submitted the required documentation and has modified the plant to bring it into compliance. The Forest Service has spent approximately \$11,000 to date and has nearly resolved the NOV.
PA	FS	On October 26, 2007 the Alleghany National Forest received a NOV from the State of Pennsylvania for failure to obtain a Clean Water Act permit for the Twin Lakes and North Central Lagoon sewage facilities. The Forest Service is coordinating with the State and preparing permit applications.
WA	FS	On February 23, 2007 the State of Washington issued a NOV to the Olympic National Forest for the sewage treatment plant at Quinalt. The State cited a failure to submit required monitoring reports. The State issued a second NOV on November 9, 2007, citing discharges not in compliance with the State operating permit. The Forest Service is coordinating with the State to resolve permit issues and improvements are underway. The Forest Service has spent less than \$5,000 to date resolving the NOV. The NOV does not have a compliance deadline; however the Forest Service expects to complete the action prior to the end of 2008.

USDA is currently developing a compliance management strategy to implement the requirements of Executive Order 13423, *Strengthening Federal Environmental, Energy, and Transportation Management*. The strategy will focus on: reduction of toxic and hazardous material use and disposal, establish environmental compliance audit programs, incorporate key compliance elements into Environmental Management Systems, and achieve compliance with relevant Federal, State, and local environmental requirements.

## SALARIES AND EXPENSES

Ms. DeLauro: The Forest Service and other USDA agencies charge this account for salaries and benefits of staff hours devoted to hazardous waste management activities. Update the table from the previous hearing record showing the amount charged to this account for these activities for fiscal years 2006 and 2007 and estimates for fiscal year 2008.

Response: The Office of Procurement and Property Management (OPPM), Office of the General Counsel (OGC), and the Forest Service charged salaries and benefits to the Hazardous Materials Management Appropriation (HMM) during the covered period. The Table below summarizes the requested information.

Salaries and Benefits Paid from HMM in Thousands of Dollars

USDA Agency or Office	FY 2006	FY 2007	FY 2008 (est.)
OPPM	\$877	\$928	\$862
OGC	1,354	1,447	1,680
Forest Service	152	729	90
Total	\$2,383	\$3,104	\$2,632

Ms. DeLauro: How much of the fiscal years 2007 and 2008 appropriations were used for salaries and benefits and how much was used for actual hazardous waste cleanup activities?

Response: In FY 2007, USDA spent approximately \$3.1 million for salary and benefits for program management and in-house technical and legal work on RCRA and CERCLA activities such as: contract administration, compliance counseling, negotiations and settlements with potentially responsible parties (PRPs), oversight of agency-managed and PRP-performed cleanup work, and investigations and cleanup activities performed by agency personnel. Salary and benefit costs made it possible for USDA to enter into settlement agreements with PRPs who paid for or performed cleanup and related work with an estimated value of approximately \$28.5 million.

USDA agencies spent the remaining fiscal year 2007 HMM funds, about \$8.8 million, on investigations to determine the nature and extent of CERCLA releases, the most cost-effective means for addressing those releases, and for on-the-ground cleanup work.

In fiscal year 2008, USDA estimates spending \$2.6 million for salary and benefit costs and the remaining \$2.3 million on cleanup activities.

## HAZARDOUS MATERIALS MANAGEMENT PROGRAM FUNDING

Ms. DeLauro: Please update the table from the previous hearing record showing the sources of funding by agency for Hazardous Waste Management for fiscal years 2006 through 2009.

Response: The Table below summarizes all appropriated sources of funding of the USDA Hazardous Materials Management Program (HMMP).

Agency	FY 2006 Actual			FY 2007 Actual			FY 2008 Budget			FY 2009 Estimate		
	HMM*	Agency Funds	Total	HMM*	Agency Funds	Total	HMM	Agency Funds	Total	HMM	Agency Funds	Total
Agricultural Research Service	\$3,770	\$4,080	\$7,850	\$4,000	\$4,390	\$8,390	\$210	\$4,310	\$4,520	\$2,400	\$4,510	\$6,910
Animal and Plant Health Inspection Service	0	151	151	0	0	0	0	200	200	0	200	200
Commodity Credit Corporation	0	5,098	5,098	0	4,800	4,800	0	4,800	4,800	0	4,800	4,800
Farm Service Agency, Farmer Loan Programs	0	746	746	0	687	687	0	600	600	1,000	600	1,600
Food Safety and Inspection Service	0	25	25	0	50	50	0	50	50	0	50	50
Forest Service	10,136	19,445	29,581	4,458	15,000	19,458	1,442	17,500	18,942	5,681	14,350	20,031
Grain Inspection, Packers, and Stockyard Agency	0	3	3	0	6	6	0	8	8	0	0	0
Office of Procurement and Property Management	1,376	0	1,376	1,729	0	1,729	1,500	0	1,500	1,500	0	1,500
Office of the General Counsel	1,354	0	1,354	1,700	0	1,700	1,700	0	1,700	1,700	0	1,700
Rural Development	0	19	19	0	425	425	0	100	100	0	20	20
Totals	16,636	29,567	46,203	11,887	25,358	37,245	4,852	27,568	32,420	12,281	24,530	36,811
*FY 2006 and 2007 HMM values include prior-year carryover and cost recovery; other values are as budgeted.												

## NUMBER OF FORECLOSURES IN FSA INVENTORY

Ms. DeLauro: Please update the number of foreclosures in the FSA inventory that require cleanup action and the cost to comply with the law. Please describe for us the steps that are being taken to recover cleanup costs and tell us how successful they have been.

Response: The Farm Service Agency (FSA) reported having an estimated 100 foreclosed properties in inventory at the end of fiscal year 2007. FSA allocated a total of \$926,327 and spent \$735,960 to address environmental issues at nine of these properties. The agency used about 70 percent of this money for cleanup activities and the remainder for site investigations. FSA estimates that it will take approximately \$600,000 per year for the next three to five years to complete investigations of the remaining inventory properties. Cleanup costs, if any, are not included in this estimate. Once FSA clears the backlog of sites in the inventory, the agency will be

conducting a minimal number of environmental cleanups because the agency will not initiate foreclosure or voluntary-conveyance actions unless recognized environmental conditions are evaluated, nor will the agency seek title to properties when cleanup and liability costs exceed the property's value.

Currently, FSA has no sites where a borrower has been identified as a potentially responsible party with assets available for cost recovery under the CERCLA. Since these properties were foreclosed because of non-payment on a loan, the agency has not pursued cost recovery for the expenses incurred for the cleanup of hazardous substances. However, cleanup costs are generally charged to the borrower's FSA account causing the borrower to become financially responsible for the amount as a debt.

#### ASSESSMENTS AND INVESTIGATIONS SENT TO EPA

Ms. DeLauro: Assessments and investigations must be sent to EPA and State agencies for their review and approval. Please provide the Committee with the most current data on the number of projects USDA has on the Federal Agency Hazardous Waste Compliance Docket and how has this list changed since the previous hearing record.

Response: USDA currently has 224 facilities on the Federal Agency Hazardous Waste Compliance Docket. Of these, 106 have received 'No Further Action' status. EPA completed one update to the Docket since last year's hearing. EPA published the most recent Docket Update, Number 22, in the Federal Register on August 17, 2007. In this update, EPA added eight sites to the list of USDA facilities. These additions include seven abandoned mines in Oregon and one abandoned mine in Washington (on land) managed by the Forest Service.

Ms. DeLauro: Please update the information from the previous hearing record, including the location by State, of the sites of former CCC grain storage sites that have been identified by the EPA and State agencies as having carbon tetrachloride contamination in the groundwater. In addition, please include the date associated with this status report.

Response: The Commodity Credit Corporation (CCC) provided information that is current as of January 31, 2008, on CCC grain storage sites identified by EPA or State agencies as having carbon tetrachloride (CCl<sub>4</sub>) contamination. CCC did not receive any HMM funds in fiscal year 2007 and instead relied solely on agency funds for its cleanup activities.

Up until the mid-1970s, CCC operated grain storage facilities in several mid-Western communities where CCl<sub>4</sub> has since been discovered in the groundwater. Until its use was banned by EPA in 1985, CCl<sub>4</sub> was commonly used as a grain fumigant. CCC may be one of several potentially responsible parties (PRPs) for the cleanup of these facilities. CCC plays a leading role in the investigation of these sites to determine which of them requires a response action under CERCLA or State law. In several instances, when immediate action is deemed necessary to control threats to human health or the environment, CCC has provided or funded alternative drinking water supplies, such as: bottled water, household water treatment, connection to public water systems, or construction of new wells.



CCC maintained grain storage facilities in 126 communities where EPA or State regulators have identified at least one instance of carbon tetrachloride (CCl<sub>4</sub>) in groundwater. Of those, CCC knows of 84 sites where testing has determined that at least one groundwater sample exceeds the drinking water maximum contaminant level for CCl<sub>4</sub> of five parts per billion. These sites include: one in Iowa, fourteen in Missouri, thirty-three in Kansas, and thirty-six in Nebraska. (See Table 1.) CCC has conducted some level of response action at forty-two of the eighty-four sites. Response actions may include site investigation, alternate water source provisions, installation of domestic or municipal water treatment facilities, domestic or municipal well installation, groundwater monitoring, or full-scale remedial action. Response alternatives may be limited when other contaminants (e.g., nitrates or industrial solvents) are present in the same aquifer.

CCC and State regulators have agreed that no further response actions are required at twenty-five facilities in Kansas and Nebraska including the Waverly, Nebraska site that was removed from the EPA National Priorities List in 2006. Also included in this category are three sites in Nebraska where full-scale remedial action is currently underway. CCC and the State of Missouri have agreed that no further response actions are required at sixty-five facilities in Missouri. (See Table 2.) CCC has reached a similar agreement with EPA regarding seventy-five former CCC grain storage sites in Nebraska.

[The information follows:]

Table 1  
Former CCC Sites with Some Level of CCl<sub>4</sub> Contamination  
Known to Represent a Potential Environmental or Public Health Threat

Kansas (33 included in IGA)	Nebraska (36)	Missouri (14)	Iowa (1)
Agenda	Adams	Albany	Cedar
Agra	Aurora	Blue Springs	
Barnes	Barneston	Eureka	
Beattie	Blair	Forest City	
Bendena	Bloomfield	Hopkins	
Bremen	Bradshaw	Kirksville	
Canada	Bruno	Lancaster	
Centralia	Ceresco	Linneus	
Courtland	Clay Center	Moberly	
Denton	Courtland	Montgomery City	
Everest	Crab Orchard	Richmond	
Everest East	Craig	Rockport	
Frankfort	Deshler	Savannah	
Glasco	Funk	Watson	
Hackney	Gladstone		
Hanover	Hastings		
Hilton	Hordville		
Home	Hubbard		
Inman	Humphrey		
Leoti	Johnson		
Morrill	Kenesaw		
Moundridge	Lashara		

Navarre	Marquette		
Plainville	Martel		
Potwin	Milford		
Powhattan	Murdock		
Ramona	Raymond		
Randall	Ruskin		
Sabetha	Shelby		
Sylvan Grove	Straussville		
Webber	Tamora		
Yates Center	Walton		
Yoder	Waverly		
	Wymore		
	Utica		
	York		

Table 2  
Sites Determined to Require No Further Action by CCC

Kansas (13)	Nebraska (12)	Missouri* (65)		Iowa (0)
Agenda	Adams	Bethany	Maryville - Sprint	
Canada	Bruno	Boonville	Maysville	
Courtland	Craig	Bowling Green	Memphis	
Everest East	Funk	Burlington Junction	Mendon (North)	
Glasco	Gladstone	Butler	Mendon (North)	
Hilton	Hastings	Carrollton	Mexico	
Leoti	Hubbard	Carthage	Milan	
Moundridge	Kenesaw	Chillicothe	Montgomery City #2	
Plainville	Shelby	Clearmont	Monticello	
Potwin	Tamora	Columbia	Mound City	
Randall	Walton	Craig	New London	
Yates Center	Waverly	Edina	Palmyra	
Yoder		Fairfax #1 - Meyer	Paris	
		Fairfax #2 - Seymour	Platte City	
		Faucett	Plattsburg	
		Fayette	Princeton	
		Fulton	Ravenswood	
		Gallatin	Sedalia	
		Grant City	Shelbina	
		Harrisonville	Sheridan	
		Henriette North	Skidmore	
		Henriette South	Slater	
		Higginsville	St. Charles	
		Kahoka	St. Joseph	
		Keytesville	St. Peters	
		Kingston	Tarkio	
		Langdon	Treloar	
		Liberty	Trenton	

		Macon	Troy	
		Maitland	Union	
		Malta Bend	Unionville	
		Marshall	Westboro	
		Maryville - Beal Park		

\* Missouri State regulators classified these sites as 'no further action' based on preliminary site assessments they conducted.

#### HAZARDOUS MATERIALS MANAGEMENT PROGRAM - CLEANUP EFFORTS

Ms. DeLauro: Please describe for the Committee some typical clean up efforts conducted recently and their associated costs for both USDA and other funding sources.

Response: USDA agencies perform CERCLA or RCRA cleanup activities to attain human health, environmental, natural-resource, and security objectives on five distinct categories of sites. The Table below briefly describes each category. We have provided an example from each category.

Site Categories for USDA CERCLA or RCRA Cleanups

Category	Description
CERCLA National Priorities List (NPL) sites	Sites listed on the NPL are considered to be the worst threats to human health and the environment in the Nation. The EPA either performs or oversees NPL cleanups. The State in which the NPL site is located usually plays a large oversight role as well.
RCRA and non-NPL CERCLA sites resulting from USDA activities on USDA-managed lands.	This category of sites include those with underground storage tanks, historical work centers or disposal areas; areas where spills or leaks occurred; and other sites where CERCLA hazardous substances or RCRA hazardous wastes were managed, treated, or disposed. The number of sites in this category varies over time as sites are cleaned up, regulatory changes occur, and previously unknown sites are discovered.
Formerly Used Defense Sites (FUDS) and other Defense lands acquired or returned from the Department of Defense (DoD) organizations	The FUDS encompass lands formerly owned by, leased to, or otherwise managed by a branch of the United States military that were transferred or returned to another Federal agency, USDA in this case. The Army and the Army Corps of Engineers are designated as the executive agent for all military departments and Defense Agencies for the 10,000 pre-1986 FUDS and directs environmental restoration. USDA acquires other lands from DoD through direct legislative transfers and transfers under the Base Realignment and Closure Program.
Mining and mining-related sites	Historically, land management agencies had limited control over mining activities conducted on public land under the General Mining Law of 1872. The threats and damage from historic mining activities are becoming more evident as remote areas become more populated, recreational use of

	National Forests increases, and communities increasingly rely on the water and other ecological goods and services the Nation's public lands were intended to guarantee.
Non-USDA CERCLA sites where USDA is a potentially responsible party (PRP)	The sites in this category are not located on USDA-managed lands, but USDA may be liable for the costs of their cleanup. Sites in this category include grain storage facilities, cattle dip vats, and problem solid waste disposal facilities to which USDA wastes were transported, whether properly or not.

NPL Sites: In FY 2008, USDA is using HMM funds for activities at the Beltsville Agricultural Research Center (BARC) which is one of the NPL sites.

BARC: EPA proposed the 7,000-acre BARC facility for NPL listing in 1993 and placed it on the NPL in May 1994. EPA's decision was based on investigative work USDA performed and reported to EPA and the State of Maryland in the 1980s in compliance with Section 3016 of RCRA. USDA's Agricultural Research Service (ARS) identified as many as 167 potential "areas of concern." The Biodegradable Site and the Low-Level Radiation Burial Site (LLRBS) are two significant areas of concern. EPA based its NPL listing of BARC on evidence of releases of CERCLA hazardous substances from the Biodegradable Site to Indian Creek, a tributary of the Anacostia River and the Chesapeake Bay. USDA was licensed in 1949 by the former Atomic Energy Commission to bury low-level radioactive wastes at the LLRBS; however, EPA considers the LLRBS part of the BARC NPL site.

After NPL listing, ARS and EPA signed a Federal Facility Agreement governing all aspects of the BARC cleanup and including substantial stipulated penalties for failure to comply with its provisions. To date, ARS is in compliance with the Agreement and has met all deadlines. Through 2007, USDA has spent approximately \$40 million for investigations, planning, and cleanup at BARC. Presumably, ARS still needs to address fewer than a dozen areas of concern including the Biodegradable Site and LLRBS; however, the final number of areas remaining to be addressed will depend on the results of ecological risk and human exposure assessments.

Other RCRA and CERCLA Sites: In general, sites in this category are non-NPL sites where contamination occurred from waste management practices predating the era of modern environmental regulation when unregulated dump sites or landfills and hazardous material storage areas without secondary containment were not uncommon. We provide information about the Hunter Work Center located on the Bighorn National Forest in northern Wyoming as an example of a cleanup of this type of site.

Hunter Work Center: Today, the Forest Service uses the Hunter Work Center as a seasonal ranger station, crew quarters, and work center. From the late 1950s until the early 1970s, the Forest Service used the Hunter Work Center as a centralized location to treat posts and poles. The Forest Service investigated the historic pole treating operation in 2004 and determined that soil on the east side of the work center was contaminated to a depth of fifteen feet with creosote compounds, pentachlorophenol, and diesel fuel. In 2005, the Forest Service removed the contaminated soil for disposal in an approved landfill.

FUDS/Other Department of Defense Sites: To facilitate the inventory and cleanup of FUDS, USDA and other land management agencies signed a statement in principle with the Army to address major issues such as inventory reconciliation, site assessment, dispute resolution, (e.g., concerning cleanup levels), and collaborative nationwide priority setting that have hampered FUDS cleanup. The agencies and the Army have developed a model access letter for preliminary assessment/site inspections. This ongoing effort has increased cooperation between the Federal land management agencies and is expected to improve our inventory and knowledge of these potentially dangerous sites.

At least twenty of the more than 200 FUDS now under USDA management are believed to contain unexploded ordnance, which presents unique access, safety, and cleanup challenges. None of these munitions has been cleaned up. Other DoD transferred facilities now in USDA inventory include parts of Norton Air Force Base in California and the Joliet Army Ammunition Plant (JAAP) in Illinois, now known as the Midewin National Tallgrass Prairie. Information about JAAP is provided below as an example of a site in this category.

Joliet Army Ammunition Plant (JAAP) otherwise known as Midewin National Tallgrass Prairie: Between the early 1940s and the mid-1970s, more than four billion pounds of explosives were manufactured and assembled at JAAP which is located in Southern Illinois, just 40 miles from Chicago. The Army closed the facility in 1977 and transferred approximately 19,100 acres of this land to USDA for establishing the Midewin National Tall Grass Prairie. Congress mandated this transfer in the Illinois Land Conservation Act of 1995, P.L. 104-106. The JAAP is on EPA's NPL. The cleanup is, therefore, being performed under CERCLA by the U.S. Army. The contamination at JAAP consists primarily of metals such as lead and arsenic and explosives constituents such as trinitrotoluene. The Army is conducting several remedial actions at JAAP including onsite bioremediation of explosives-contaminated soils and excavation and offsite disposal of soil contaminated with metals. The Army estimates that the final cost to clean up the facility will range from \$100-110 million.

The Forest Service coordinates with the Army on properties that are, or may become, part of Midewin National Tallgrass Prairie. After the Forest Service receives the property, the agency addresses any remaining environmental concerns such as arsenic residues from past herbicide applications and asbestos, treated wood, and other materials requiring special handling when structures are demolished. The Forest Service also coordinates with the Army on the removal of any unexploded ordnances found after the property is transferred.

Mining-related Sites: Mining's impacts on the environment were not a serious public concern even 50 years ago, nor were mining activities as extensively regulated by State or Federal agencies as they are today. As a result, the boom and bust of mineral development have left behind thousands of abandoned mines with significant public safety, human health, and environmental concerns.

Through the Forest Service, USDA has been making steady progress addressing abandoned mines on National Forest System (NFS) lands using both HMM and agency funds. In addition, the Forest Service has partnered with EPA, State

agencies, and various non-profit organizations to cleanup several mixed-ownership mines, i.e., mines where the land ownership pattern includes both private and NFS lands. Also, with the assistance of the Office of the General Counsel, USDA continues to seek PRPs to conduct or pay for mine cleanups.

**Conjecture Mine:** The Conjecture Mine located in northern Idaho and is an example of a typical USDA mine cleanup project. Mining at the Conjecture Mine began some time after 1894 and continued periodically until 1963. The Forest Service found nearly 100,000 cubic yards of mine waste at the site containing elevated levels of arsenic and lead. The mine waste was eroding into Gold Creek which bisected the mine waste for nearly a third of a mile.

The Conjecture Mine Removal Action was the culmination of a comprehensive effort between the Forest Service and EPA to address mine waste contaminants on both National Forest System and private lands in the Gold Creek watershed. The Conjecture Mine cleanup consisted of the removal of nearly 31,000 cubic yards of contaminated waste to an engineered repository. The remaining material was reshaped, covered with clean soil and woody debris, and seeded to prevent erosion into Gold Creek which was reconstructed into a naturally-shaped stream channel through the site. The Forest Service costs totaled \$998,000. EPA costs were just under \$2.5 million.

**Sites where USDA may be identified as a PRP:** This category includes sites not owned or managed by USDA, but where USDA may be identified as a PRP. Examples of sites in this category include: grain storage facilities, cattle dip vats, and solid waste disposal facilities to which USDA wastes were transported.

Up until the mid-1970s, the Commodity Credit Corporation (CCC) operated grain storage facilities in several mid-Western communities where carbon tetrachloride (CCl<sub>4</sub>) has since been discovered in the groundwater. Until its use was banned by EPA in 1985, CCl<sub>4</sub> was commonly used as a grain fumigant. CCC may be one of several PRPs for the contamination at these facilities and has played a leading role in the investigation.

USDA plans to provide fiscal year 2009 HMM funds to CCC for the cleanup of CCl<sub>4</sub> contamination using an innovative technology - phytoremediation. The project is similar to the following description.

**Murdock Grain Storage Facility:** Not long ago, children who used the school's athletic fields in Murdock, Nebraska in the summertime played on parched grass and exposed gravel. At the same time, a nearby creek was virtually unusable because of limited public access and because CCl<sub>4</sub> had entered the aquifer that lay beneath the town and that fed the creek. The Murdock Partnership was formed and found a creative solution to these two problems.

The Partnership consisted of FSA, Department of Energy Argonne National Laboratory, EPA, Nebraska Department of Environmental Quality, Stock Seed Co., Village of Murdock, Elmwood-Murdock Public School, local landowners, and others. The partners addressed the CCl<sub>4</sub> contamination in the community with an innovative system that combines multiple technologies to address surface and groundwater contamination. Near the contamination source, pumps extract contaminated ground water for a spray irrigation system that dissipates CCl<sub>4</sub>.

harmlessly into the air. The treated water nurtures a healthy, grassy surface on the school's athletic fields.

To supplement the spray technology, the partners worked with landowners and local farmers to plant more than 2,000 trees downstream from where the groundwater enters the creek. These trees take up contaminated water and break down polluting chemicals naturally, a process called phytoremediation. The partners planted native prairie plants around and between the trees to intercept rainwater and force the trees to draw most of their water from the aquifer.

The partners then restored a downstream wetland to intercept lingering traces of the polluting chemical before it enters the creek. They are also installing a handicapped-accessible trail at both the tree plantation and the wetland. Interpretive signs will enhance the visitor's experience and facilitate use of the site as an outdoor "living" classroom.

Ms. DeLauro: How many sites are expected to be funded by the fiscal year 2008 appropriation and 2009 request?

Response: In fiscal year 2008, HMM will fund activities at three NPL sites in Montana, Colorado, and Maryland. In fiscal year 2009, HMM proposes to fund activities at twelve sites. Table 1 lists and describes the three funded projects. Table 2 lists and describes projects proposed for funding in fiscal year 2009. A location map accompanies Table 2.

Tables 1 and 2 list the projects that HMM plans to fund given expected funding levels (i.e., the tables do not reflect the universe of projects that are awaiting cleanup funds or the subset of projects that were evaluated and ranked by USDA for fiscal years 2008 and 2009.)

Table 1  
FY 2008 Partially Funded Priorities

Activity Seeking Funding	State	Benefit or Impact of the Overall Project
Standard Metals Mine and Surrounding Area Remediation	CO	Eliminates risk of damage to Crested Butte water supply by removing impoundment dam and associated tailings from this Superfund NPL site.
Cataract Creek removal action	MT	Completes second to last phase of cleanup of the mixed-ownership Basin Mining Area Superfund NPL site.
Beltsville Agricultural Research Center	MD	Reduces the threat from environmental contamination at the facility, which is a Federal facility on the NPL.

Table 2  
FY 2009 Priorities (Listed in priority order)

Activity Seeking Funding	State	Benefit or Impact of the Overall Project
Wildcat Branch removal action Phase II	KY	Reduce acid mine drainage in Wildcat Branch with a goal of meeting state water-quality standards by the removal and reuse of coal refuse piles.
Beltsville Agricultural Research Center	MD	Eliminate the threat from environmental contamination at the facility, which is a Federal facility on the NPL.
Jones Branch removal action	KY	Reduce acid mine drainage in Jones Branch with a goal of meeting state water-quality standards by the removal and reuse of coal refuse piles.
Phosphate Mines oversight and feasibility studies	ID	Undo past damage from phosphate production from one of two major sources of the Nation's fertilizer supply. Restores 5000 acres of public lands for grazing use, 20,000 acres for wildlife use, and 25 miles of habitat for Yellowstone cutthroat trout. Allows lifting of fish-consumption advisory.
Morrill Grain Bin	NE	Phytoremediation will be used to mitigate carbon tetrachloride

phytoremediation		contamination at this former grain storage facility.
Granite Creek site investigation	OR	Implement a watershed-wide study to determine effects and prioritize the cleanup of over 400 mines located in this 150-square mile watershed.
Ulysses Branch removal action	KY	Reduce acid mine drainage in Ulysses Branch with a goal of meeting state water-quality standards by the removal and reuse of coal refuse piles.
Pennsylvania Mine removal action	CO	Support EPA and State efforts in the Peru Creek drainage by addressing several mining-related sources of lead, arsenic, and zinc.
Granite Creek removal action	OR	Address ten mines in the Granite Creek watershed which are contributing to pre-spawn mortality of Spring Chinook salmon.
Glenn Dale Floral and Nursery Plants Research Laboratory removal action	MD	Address a 1-2 acre landfill on the Plant Quarantine Station in Glenn Dale, Maryland. This landfill is located adjacent to sensitive surface water which feeds into the Anacostia River and Chesapeake Bay.
Black Bob removal action	CA	Remove arsenic and lead contaminated tailings that threaten the community, recreating public, and visitors to the Nature Conservancy's Wind Wolves Nature Preserve.
Juniper uranium mine removal action	CA	Address radioactive contamination at 33-acres of disturbed land and reduce the threat of contaminating Red Rocks Creek.

Ms. DeLauro: Please update the estimated cost of the cleanup of the Forest Service sites. Provide a timeframe for completing all of these cleanups.

Response: Most sites, particularly the most contaminated sites, that the Forest Service plans to clean up resulted from activities (primarily mining-related) of non-governmental entities. The cost to the government and the timeframe for completing the CERCLA cleanup program on National Forest System (NFS) land will depend on such factors as: the number of sites requiring cleanup to meet human health, environmental, or security objectives; the nature and extent of contamination at each site; applicable technologies; economic assumptions; and the amount of funding that potentially responsible parties contribute to cleanup costs. The most comprehensive analysis of abandoned mines on NFS land is found in the publication "Distribution of Abandoned and Inactive Mines on National Forest System (NFS) Lands", Forest Service General Technical Report RM-GTR-260 (GTR-260). The Forest Service estimates that there may be 27,000 to 39,000 abandoned mines of all types on NFS land. Of those, the Forest Service estimates that 18,000 to 26,000 are abandoned hard rock mines of which 9,000 to 13,000 were productive and, therefore, more likely to require environmental cleanup or safety mitigation work. In the late 1990's, Forest Service Regional Offices estimated that there was a release or threat of a release requiring a CERCLA response action at approximately 2,000 sites. The Regions estimated the cost to clean up these sites to meet Federal or State requirements exceeds \$3 billion, not including natural resource damage restoration costs.

The timeframe for completing the multi-billion dollar task of cleaning up Forest Service sites is inversely proportional to funding levels - increasing annual funding levels reduces the time to complete the task and vice versa. If, for example, the Forest Service were to receive \$5 million in HMM funds and allocate \$10 million of its appropriated funds each year until the backlog was completed, the cleanup timeframe would be over 200 years.

Ms. DeLauro: Please update the amount of Forest Service money that has been spent to clean up Forest Service sites. How much of the Forest Service



clean up costs will come from the fiscal year 2008 Agriculture appropriation or fiscal year 2009 Agriculture budget request?

Response: The Forest Service reports that it has obligated or spent approximately \$125 million of its appropriated funds in support of the HMMP in fiscal years 1994 through 2007. For fiscal year 2008, the Forest Service plans to add nearly \$17.5 million of its appropriation to the \$1.5 million of HMM funds the agency plans to receive for HMMP project activities. Table 3 in the response to the previous question summarizes fiscal year 2009 project priorities selected by USDA's Program Focus Panel and approved by the Hazardous Materials Policy Council. USDA funds projects in priority order to the extent the appropriation allows. The total amount of HMM funds slated for the Forest Service in FY 2009 is \$5.8 million as discussed previously in the table showing the sources of funding from 2006 - 2009. The Forest Service plans to supplement HMM funding with about \$14.3 million of its appropriated funds for a total of about \$20.1 million in combined funds. Additional funds received from cost recovery, partnerships, and work performed by potentially responsible parties would add to this total.

Ms. DeLauro: Please update the response to the previous hearing record with regard to Forest Service reimbursement of the Hazardous Waste/Materials account for the investigation and cleanup of the sites.

Response: The Forest Service competes successfully for a portion of the HMM funds each year for the cleanup of priority projects. The Forest Service supplements the HMM funding it receives with agency funding in support of the HMMP. In general, USDA requires that the Forest Service use its own funds for site investigation and assessment. HMM funds are then applied to actual cleanup projects. The Forest Service does not reimburse USDA for HMM funds, except when cleanup funds expended from the account are recovered from responsible parties. In 2007, USDA received an estimated \$28.8 million from responsible parties reflecting both cash reimbursement payments as well as the value of environmental cleanup work performed.

#### HAZARDOUS MATERIALS POLICY COUNCIL

Ms. DeLauro: Which agencies comprise the Hazardous Materials Working Group?

Response: The USDA Hazardous Materials Policy Council consists of senior policy representatives from key mission areas and agencies, plus the Office of the General Counsel. The key mission agencies are: Agricultural Marketing Service; Animal and Plant Health Inspection Service; Agricultural Research Service; Forest Service; Farm Service Agency; Food Safety and Inspection Service; Natural Resources Conservation Service; Office of the General Counsel; Rural Development; and Departmental Administration. The current Chair of the Policy Council, appointed by the Secretary, is the Assistant Secretary for Administration.

#### SOUTH BUILDING RENOVATION

Ms. DeLauro: Please update the response from last year's hearing record on the status of the South Building renovation project. What wings have been completed and/or started? How much has been spent to date for the renovation project? Have any funds been spent for renovations of the South Building in

fiscal years 2007 and 2008? If so, how much? Are renovation funds included in the fiscal year 2009 budget request?

Response: The status of renovation by wings follows:

Phases 1 (Wing 3), 2 (Wing 4) and 3 (one third of the Headhouse) of the South Building Renovation have been completed. The construction of the new Mail Center was completed in FY 2006.

Phase 4 was to be completed in two phases (4a and 4b). The design of phase 4a was completed in FY 2006. The scope of work includes modernization of levels 1-6 of Wing 5 and the Attic space. Construction is on hold pending funding

Phase 4b design is on hold pending funding. The scope of work for this phase includes renovating the tail house area between wings 3 and 5, Printing Plant, Cafeteria and kitchen, public areas and Wing 4 basement.

Through fiscal year 2008, USDA has spent \$120 million for the South Building Renovation. Funding for the South Building Modernization project is not included in the FY 2009 budget request.

Ms. DeLauro: What is the total estimated cost to finish the South Building renovation project? Please update the response from the previous hearing record.

Response: The total estimated cost to finish the South Building Renovation is approximately \$284 million. This amount will complete funding required for the design and construction of the remaining planned phases (Phases 4-8). If funding is received in FY 2010 through 2014, the modernization would be completed by 2017.

Ms. DeLauro: Does the 2009 budget request include funding for repairs to the other buildings in the USDA Headquarters Complex? If so, please list the buildings, repairs, and amounts. Which organization is responsible for repairs to the Sidney R. Yates Building, USDA or GSA?

Response: The FY 2009 budget request does not include repairs to other buildings in the USDA complex. The requested \$1.9 million increase for repairs and maintenance will be used to repair or replace mechanical or electrical systems in the South Building only. Many of these projects were put off with the planned major renovation of the building. Now the systems are failing and require major repairs or in some cases replacement.

On May 1, 2008, GSA assumed operations and maintenance responsibility of the Yates building. The U. S. Forest Service is the only tenant in this building and rental payment to GSA for this building is paid through the Department of Interior appropriations. GSA is responsible for repairs to the Yates building as required by the occupancy agreement.

#### PHYSICAL SECURITY ENHANCEMENTS

Ms. DeLauro: How much did you spend in fiscal year 2007 and how much do you plan to spend in fiscal year 2008 for physical security enhancements? What physical security enhancements were accomplished in 2007, and planned

for 2008? What additional physical security enhancements do you plan for fiscal year 2009?

Response: During fiscal year 2007, the Office of Security Services (OSS) spent \$89,300 for security enhancements at headquarters facilities in the National Capital Region (NCR) and Emergency Relocation Facility at Elkins, WV. In fiscal year 2008, OSS plans to spend approximately \$665,500 for security enhancements in the NCR and Elkins, WV.

Several security enhancements have been proposed for fiscal year 2009 that will collectively improve the security posture of headquarters facilities in the NCR and Elkins, WV. Those projects will help USDA meet standards set forth in Homeland Security Presidential Directive (HSPD) 12, National Security Presidential Directive 51/HSPD 20, and Inter-agency Security Council (ISC) guidance for protection of Federal facilities.

#### PHYSICAL SECURITY ENHANCEMENTS

<u>FY 2007 Projects</u>	<u>FY 2008 Projects</u>	<u>FY 2009 Proposed Projects</u>
NCR Buildings perimeter cameras Phase I (ISC Guidance)	Upgrade security systems at ERF Elkins, WV Phase III	Upgrade all remaining card readers within NCR Phase II (HSPD-12)
Upgrade Executive SCIF (NSPD-51/HSPD-20)	Repair fire alarm interface at Yates Bldg., Child Care Center	Installation of turnstiles in USDA HQ complex Phase III (HSPD-12)
Purchased Smart Pass Reader for Apron, Whitten Bldg. (ISC Guidance)	Upgrade parking lot access system (ISC Guidance)	Installation of a Visitor Management System at HQ and GWCC (ISC Guidance)
Upgrade security systems at ERF Elkins, WV Phase II (ISC Guidance)	Install Lenel Security System Phase I ((HSDP-12)	Upgrade X-ray capability at Whitten Bldg. (ISC Guidance)
Purchased Parking/Limo Management System		Upgrade and install Phase II security cameras and CCTVs for HQ and GWCC (ISC Guidance)
		Upgrade COOP vehicle security equipment

#### HUMAN RESOURCES INITIATIVES

Ms. DeLauro: How much is being spent for human resource program initiatives in fiscal year 2008 and how much do you plan to spend in fiscal year 2009? What human resource program activities are you funding in fiscal years 2008 and 2009? What was the actual amount spent in fiscal year 2007?

Response: For fiscal year 2008, the Office of Human Capital Management's (OHCM) baseline allowance is approximately \$7.2 million. In fiscal year 2007, OHCM spent approximately \$7.5 million. In fiscal year 2009, OHCM expects to spend approximately \$7.8 million. Currently, OHCM staff provides policy and guidance to more than 2,000 human resources specialists that support seven mission areas with more than 100,000

employees. The President's Management Agenda has brought new emphasis and direction to USDA's efforts to meet human resources challenges through the human capital planning initiatives. As such, OHCM has undertaken a number of human resources initiatives directed at developing a human resources accountability system to improve USDA's effectiveness and efficiency in executing and complying with merit system principles, developing and implementing a succession management and workforce plan to ensure that USDA has the highly competent staff necessary to deliver its programs in the future, and identifying the attrition-based skills gaps within the Department and developing a plan to close those competency gaps within targeted timeframes. An additional \$930,000 is requested for Departmental Administration's portion of the annual licensing fees, operation and maintenance costs of USDA's Department-wide human resources information technology systems, an automated recruitment system; a Web-based labor and employee relations case management tracking and reporting system; an automated human resources processing system; a time and attendance system; and a Worker's Compensation Program case management system.

#### DEPARTMENT OF HOMELAND SECURITY COSTS

Ms. DeLauro: How much is Agriculture estimating to pay the Department of Homeland Security out of the Central Rent Account in fiscal year 2008? What does this funding cover? How much was paid to DHS in fiscal year 2007? Why is the fiscal year 2009 budget establishing a separate budget line for the DHS Building Security account?

Response: USDA is estimating to pay the Department of Homeland Security \$13,336,000 out of the Central Rent Account in fiscal year 2008. The funding covers the Department of Homeland Security Federal Protective Service provided for USDA's GSA leased buildings, and was previously included as part of the GSA Rent bill prior to fiscal year 2005. In fiscal year 2007, \$11,268,557 was paid to DHS. A separate budget line was requested for DHS Security in FY 2009 in order to provide more clarity of purpose and better controls on the available funds.

#### RECRUITMENT AND STUDENT EMPLOYMENT PROGRAM

Ms. DeLauro: Please update the Committee on innovative recruitment and student employment programs utilized in fiscal year 2008.

Response: USDA provides employment and training opportunities for thousands of students and interns each year through fifteen distinctive programs. In addition to providing exciting and challenging career opportunities for the participants, student and intern programs allow managers to preview the performance of prospective permanent employees and potentially convert them to permanent appointments through utilization of the Career Experience, Career Intern, and Presidential Management Fellows Programs. Many of the programs are used to recruit difficult to fill scientific, professional, and technical positions. Use of student and intern programs also allows USDA to continue its positive efforts in hiring a diverse workforce. In 2008, USDA employed 6,500 students and interns through the following programs:

Career Intern Program (CIP): CIP is designed to attract exceptional men and women to the Federal workforce who have diverse professional experiences,

academic training, and competencies and to prepare them for careers in public service. Throughout the 2-year internship, individuals participate in a formal training program and job assignments to develop competencies appropriate to the agency's mission and needs. USDA's CIP enables agencies to easily fill positions in the sciences and administrative areas. A majority of the participants possess either a Bachelors or a Masters Degree.

Hispanic Association of Colleges and Universities (HACU) Internships: The HACU National Internship Program is one of the building blocks of the partnership between USDA and HACU. Through this program, USDA's outreach efforts are focused on advancing its vision of increasing educational and employment opportunities for academically qualified students in Hispanic Serving Institutions, as well as other students that participate in this program. The program offers spring, fall, and summer internships.

Presidential Management Fellows (PMF) Program: The PMF program is the Federal Government's premiere program for attracting individuals with advanced degrees to Federal service. It was established by Executive Order 13318 on November 21, 2003. It transformed the Presidential Management Intern Program into the more flexible PMF Program. This program attracts outstanding individuals from a wide variety of academic disciplines who have an interest in, and commitment to, a career in public service. By drawing graduate students from diverse social and cultural backgrounds, the PMF program provides a continuing source of trained men and women to meet the future challenges of public service at USDA. Fellows also enjoy a GS-9 salary or higher and full benefits while working at USDA.

Public Service Leaders Scholarship: The USDA Public Service Leaders Scholarship Program is designed to promote public service and create access to higher education for undergraduate and graduate students. USDA is making an investment in building the future workforce with talented men and women dedicated to public service who are choosing agriculture as a profession. Students are selected for the program based on their academic ability, leadership skills and commitment to public service. Public Service Leaders Scholars become permanent employees of USDA upon completion of their degrees. Until then, they work as student employees and receive a scholarship covering their full tuition, book stipend, personal computer, mentoring, career development assistance, and leadership training.

Scholarship for Service: The Scholarship for Service Program was created to assist Federal agencies in dealing with potential threats to their information technology infrastructure by strengthening the cadre of professionals who protect it. This program provides capacity building grants and scholarships to selected four-year colleges and universities to develop or improve their capacity to train information assurance professionals. USDA provides employment for graduates of the program thereby enabling them to fulfill the program's work requirement.

Student Educational Employment Program - Co-op Component: Co-op students may be recruited at any time during the year. While some work summers and school vacations, others work part-time throughout the year; and still others work full-time for one or more semesters. If they have worked at least 640 hours, co-op students can be hired directly into the Excepted Service and immediately converted to the Competitive Service after graduation.

Student Educational Employment Program - Student Temporary Employment

Component: Students may be recruited at any time during the year to work for up to one year; however, many work during the summer. While students in temporary positions have no conversion eligibility to full-time positions, they may be converted to the Co-op component at any time to perform career-related duties.

Student Volunteer Program: USDA provides unpaid internships as part of the Federal Student Volunteer Program. Volunteer position appointments may be made at anytime. A letter of understanding between the USDA agency or mission area, the student, and the student's accredited institution such as a high school, trade school, college or university is needed. While student volunteers are not considered Federal employees except for injury compensation or laws related to Tort Claims, they do receive credit for the time served as a volunteer if they are later employed by the USDA agency.

USDA/1890 National Scholars: Each year, USDA provides full 4-year scholarship students attending any of the seventeen Historically Black 1890 Institutions and Tuskegee University as part of the USDA/1890 National Scholars Program. This scholarship program is open to students completing their senior year of high school, who have a minimum Grade Point Average of 3.0, and who score a minimum of 1,000 on the Scholastic Aptitude Test or a minimum of 21 on the American College Testing examination. Scholars must major in agricultural related fields, food or natural sciences, or other allied disciplines such as computer science, pre-veterinary medicine, and biological sciences. Students traditionally work for USDA during the summers.

USDA Summer Intern Program: USDA offers paid summer internships involving substantive work assignments to college students, or to high school graduates who have been accepted by a college, as part of the USDA Summer Intern Program. Internships are located in Washington, D.C. and throughout the Nation. Summer Intern opportunities are listed in the annual Summer Intern Brochure which is issued in December of each year, and posted on the Internet. Students work from late May to August or September depending on when they return to school. In 2008, USDA will employ over 200 students in this program for the summer.

Workforce Recruitment Program for College Students with Disabilities: The Workforce Recruitment Program (WRP) is designed to assist students with disabilities in gaining employment with Federal agencies. The Office of Disability Employment Policy and the Department of Defense, with a consortium of sixteen other Federal agencies participating, coordinate this program. In addition to summer opportunities, this program also provides opportunities for college students with disabilities to explore permanent Federal job options. All students hired under WRP are provided the necessary workplace accommodations such as sign language interpreting services, assistive technology, and telecommunication devices for the deaf. In order to successfully perform essential job functions, the Department of Defense lends equipment to the employing agency for the duration of the WRP student's employment.

2008 USDA Job Fair: The first USDA-wide Job Fair held on January 8, 2008, provided attendees an opportunity to learn about USDA, available positions, and the many and diverse people USDA hires. It was attended by 568 people

from colleges and special interest groups. More than 600 USDA positions were advertised in job listings provided to attendees. Two workshops were held concurrently in the morning and the afternoon of the Job Fair. "Career Planning" included strategies for developing KSAs at the entry-level, mid-career, supervisory level, and senior level; "How to Apply for a Federal Job" provided information on understanding the vacancy announcement process used to advertise USDA jobs. The workshops were well-attended, with standing-room only for two sessions.

USDA's Agricultural Intern Program: USDA's Agricultural Intern Program prepares men and women who are pursuing education in the agricultural sciences for careers in these areas. Interns participate in a semester-long program that is designed to fine-tune their skills and abilities. Students are nominated for the program by the dean, director, or chairperson of their academic degree program at participating institutions. Nominations are screened and evaluated by USDA officials using criteria including academic performance, quality of accomplishments, demonstrated leadership, realistic career goals, potential for future professional growth, and quality of written expression. Students are appointed under an Excepted Service appointment for a semester-long internship at the GS-4, 5, 7, or 9 levels depending on their experience and education. These internships differ from most internship in their emphasis on hands-on experience in the various USDA mission areas and agencies. Through a variety of work, shadow, and rotational assignments, interns are exposed to a wide range of management areas and issues.

Washington Internships for Native Students (WINS) Program: USDA participates in the WINS program in partnership with American University. WINS is a distinctive paid 10-week learning experience for future Native American leaders. WINS is a visionary program that grew out of a small summer program in 1994. It was founded on the idea that college students who are members of sovereign American Indian Nations can build leadership and professional skills and advance their academic careers, while living, studying, and interning in Washington, D.C. Through the WINS Program, American Indian and Alaska Native college students are not only furthering their education and experience, but also increasing their rates of participation in professional positions in the Federal Government.

Passport-to-Work Program: The Passport to Work Program provides paid employment for District of Columbia youth. The D.C. Government pays the youth's salaries and USDA provides work opportunities. Candidates are referred for placement by the D.C. Office of Employment Services.

#### RENOVATED SPACE

Ms. DeLauro: Please update the list from the previous hearing record of Agencies that currently occupy the renovated space in the South building.

Response: Following is a list of USDA agencies currently occupying the renovated space in the South Building.

[The information follows:]

Rural Development, Office of Management

National Agricultural Statistics Service

Grain Inspection, Packers and Stockyards Administration  
 Departmental Administration  
 Office of the General Counsel  
 Office of Civil Rights  
 Agricultural Research Service  
 Office of the Chief Financial Officer  
 Office of the Chief Economist

SWING SPACE AND NON-RENOVATED SPACE

Ms. DeLauro: Please update the list from the previous hearing record of Agencies that are currently in swing space or the non-renovated space of the South building. What percentage of the building do these Agencies occupy?

Response: A list is provided of agencies that have employees in swing space or non-renovated space of the South Building. At this time, the employees in these agencies occupy approximately 75 percent of the South Building which is not renovated.

[The information follows:]

Natural Resources Conservation Service  
 Farm Service Agency  
 Foreign Agricultural Service  
 Risk Management Agency  
 Rural Utilities Service  
 Rural Housing Service  
 Rural Business Cooperative Service  
 Rural Development, Office of Management  
 Food Safety and Inspection Service  
 Agricultural Research Service  
 National Agricultural Statistical Service  
 Agricultural Marketing Service  
 Animal and Plant Health Inspection Service  
 Grain Inspection Packers and Stockyards Administration  
 Departmental Administration  
 Office of the Chief Information Officer  
 Inspector General  
 Office of Communications  
 Office of the General Counsel

In FY 2008, no agencies are occupying swing space.

Ms. DeLauro: How much is being spent on leasing swing space in fiscal year 2007 and estimated in fiscal years 2008 and 2009?

Response: No funds were spent on leasing swing space in fiscal year 2007. USDA does not anticipate leasing swing space in fiscal years 2008 and 2009.



## GSA SPACE RENT SHORTFALL

Ms. DeLauro: What was the shortfall to GSA in fiscal years 2007 and 2008 for rent? What is the cumulative shortfall to GSA for rent as of fiscal year 2008?

Response: The shortfall to GSA in fiscal year 2007 for rent was \$11,113,926. In fiscal year 2008, the estimated shortfall is \$11,871,000. The cumulative shortfall as of fiscal year 2008 is approximately \$58.4 million.

## EXPIRING LEASES

Ms. DeLauro: What leases in the DC area expire in fiscal years 2008 and 2009? Which agencies occupy this space? How much will it cost to relocate these agencies?

Response: The following table lists the expiring lease information.

[The information follows:]

Lease Number	Location	Expiration	USDA Agency	Estimated Cost*
80531	370 L'Enfant Promenade	June 16, 2008	FSIS	
80571	Rosslyn Plaza E	September 12, 2008	Forest Service	\$7,380,000
80570	The Portals, 1250 Maryland Avenue	October 15, 2008 Lease Consolidation	ARS and FSA	ARS 1,674,000 FSA 3,870,000
80534	1325 G Street, NW	December 13, 2008 Lease Consolidation	FSIS	900,000
Occupancy Agreement Only	Sidney Yates Building	April 30, 2009	Forest Service	8,496,000

As outlined in the Departmental Regulation 1620.002, on expiring leases, USDA must budget and fund for move costs.

\*Estimated costs are based on GSA guidelines of \$18,000 per seat. Depending on the economy at the time each lease expires, the cost per seat could be higher. This covers expenses for office moves, systems furnishings, and telecommunications associated with a large complex facility. Expiring leases affected by lease consolidation will be extended at their current location to coincide with execution of lease consolidation in 2011.

## HOMELAND SECURITY

Ms. DeLauro: How much was provided to DA from the 2002 Homeland Security supplemental appropriation? Please update the list provided in the previous hearing record response by fiscal year, with the amounts that were obligated.

Response: Departmental Administration received an appropriation of \$42,418,000 in the Homeland Security supplemental to pay for such things as securing Federal buildings, improving the safety of USDA employees, implementing a headquarters emergency operations center, and developing level 3 and 4 COOP sites. A list of amounts obligated by fiscal year follows.

Fiscal Year	Amount
FY 2002	\$13,686,662
FY 2003	21,848,843
FY 2004	5,665,718
FY 2005	882,338
FY 2006	160,916
FY 2007	112,127
FY 2008 (YTD)	47,935
Total Obligations	\$42,404,539

Ms. DeLauro: Please update the Committee on work DA is doing to implement HSPD-12. How much was spent in fiscal year 2007, and how much will this initiative cost in fiscal years 2008 and 2009? Please describe the implementation schedule.

Response: Since the inception of HSPD-12, USDA has achieved significant strides in the development and implementation of the HSPD-12 program. Departmental Administration Staff has developed policy (Regulation and Manual) that is in the final stage of the review process. Additionally, employee and contractor business processes have been developed, piloted, and codified.

Currently, 26 fixed credentialing stations are operational at USDA facilities, with 4 more scheduled and 20 more requested from GSA. Targeting 100 percent human resource USDA employee record cleanup by October 1, 2008, all Human Resource staffs are in the process of preparing personnel records to enable sponsorship of the members. Pending available funding, agencies are projecting that all employee background investigations will be completed in fiscal year 2009. Targeting 60 percent of USDA Federal employees with laptops by October 1, 2008, over 50,531 records are ready for enrollment and 23,933 employees have already successfully enrolled at credentialing stations. Thirteen thousand fifty-four cards have been printed and shipped. Seven thousand nine hundred ninety-one cards have been activated. The Contractor system is currently undergoing a pilot, and our first contractors have been enrolled. Targeting over 100 USDA facilities to be on-line by January 1, 2009, the ePACs (facility computer-based access system) enterprise infrastructure was recently installed at our Kansas City facility and the C&A is in the final stage. Additionally, the NCR ePACs migration of data is in process.

During fiscal year 2007, \$12,783,000 was allocated for fiscal year 2008 to complete those projects. During fiscal year 2009, USDA has projected a need for \$7,630,000 to fund the 50,000 remaining employees and contractor's initial credentials and approximately 70,000 employees and contractors credential maintenance costs, and another \$17,204,312 to sustain the program. Much of the effort identified for fiscal year 2009 will focus on the requirement to fully implement the procurement community transition for COR, COTRS and vendors, as well as NEIS and some changes in IAS (computer programs

to address contractors, affiliates, and procurement requirements within USDA). Additionally, ePACs will have annual support and maintenance costs at the NITC site and software licenses that require renewal. Sustainment costs for credentialing, training and business process, help desk, planning, and coordination will also need funding in the PMO.

Homeland Security Presidential Directive (HSPD) - 12 FY 2009 Budget Request			
Major Initiative	FY 2008 Funding	FY 2009 Funding Request	Milestones to be achieved in FY 2009
Business Process Management/Program Management Office	\$1,000,000	\$1,200,000	To provide USDA HSPD-12 Program Management Office to include communications team, help desk, deployment support, HR Support
Enrollment Station Management	200,000	450,000	Enrollment Station Sustainment, Facilitate new, leased and mobile station deployment. Start Credentialing outside NCR, MCF's, and Metropolitan Areas (Other 40%)
ePACS	1,550,000	1,950,000	To provide a PMO and all O&M needed to provide agencies appropriate policies, procedure, and infrastructure to meet the PACS compliance requirements of HSPD-12. Includes NITC hosting costs.
Identity Management	2,407,500	2,274,400	
Credential Costs	3,565,000	7,630,000	It is projected that approximately 70,000 cards require maintenance (\$39/per card = \$2,730,000) and 50,000 new cards will be issued (\$98/card = \$4,900,000)
Background Investigation Sustainment	400,000	250,000	SETS Integration
Contractor PMO	300,000	1,500,000	IAS Changes to support credentialing process and Contractor PMO Support
HR Management	768,000	0	Record readiness support for the laptop owners, NCF, and MCF's only.
Credential Non Employee Laptop Users	400,000	N/A	Should be complete in FY 2008
IACS	2,112,500	1,750,600	
e-Authentication	4,958,000	4,329,312	

Mobile Enrollment	1,475,000	2,500,000	
USDA Registrars	0	1,000,000	
Totals	19,136,000	24,834,312	

Ms. DeLauro: How much did the Department spend in fiscal year 2007 and 2008 on COOP activities? What activities were funded? Which agencies participate in COOP planning and exercises?

Response: In fiscal year 2007 and 2008, Departmental Administration made \$0.5 million available for COOP activities. Additionally, the following activities were managed for COOP by the Departmental Administration COOP staff, which is funded from reimbursements (\$1,628,000 for FY 2007 and \$1,585,000 for FY 2008) from all USDA agencies: training at the Office of the Secretary's emergency relocation facility and the related travel costs for the national team members, contract support staff and agency representatives; USDA's participation in the in annual interagency exercises; contract support for USDA's Test, Training, and Exercise Program, which includes support to USDA's agencies and staff offices involved in the COOP program; communication requirements to include blackberries, pagers, and secure telecommunications; and additional computers at the Secretary's emergency relocation facility for use during emergency events.

All of USDA's agencies have essential functions and actively participate in all phases of the USDA COOP Program.

#### PERSONNEL AND DOCUMENT SECURITY

Ms. DeLauro: Please update your response, from the previous hearing record, on the details of the Personnel and Document Security Program, and describe what DA is doing to make the program operational and compliant.

Response: USDA's Personnel Security Program has continued its efforts to modernize and streamline processes to meet the increased demand for security clearances and other background investigations since the events of September 11, 2001 and the onset of Homeland Security Presidential Directive (HSPD) 12 in 2004. Central to these efforts has been an emphasis on codifying internal processes and procedures related to security, Sensitive Compartmented Information (SCI), and suitability programs, which will allow for a more consistent security and suitability program for USDA employees and contractors. In an effort to improve and streamline investigative forms processing, USDA has implemented across the Department the e-Government initiative, "Electronic Questionnaires for Investigations Processing" (e-QIP). As of April 2008, over 80 percent of applicable National security cases were adjudicated within 22 days, or 8 days less than the required 30 days. To ensure compliance with requirements of the Intelligence Reform and Terrorism Prevention Act (IRTPA) of 2004, DA is providing management oversight to the development of a Web-based personnel security database which tracks all phases of each National security level background investigation and security clearances requested by, and granted to, USDA employees. The new Web-based system results in more efficient processing and record keeping of security clearances and background investigations required by HSPD-12.

The database went into production on July 15, 2008; it is estimated that USDA agencies will have it fully populated by December 31, 2008.

PAY FOR PERFORMANCE

Ms. DeLauro: Has the DA implemented a new pay-for performance system? Please provide an update, including fiscal years 2007 and 2008 expenditures, on the establishment of this system.

Response: Departmental Administration has not implemented a new pay for performance system. However, it has implemented a Department-wide performance management policy that promotes excellence and a results-oriented performance culture that contributes to individual and organizational effectiveness and supports the Department's mission and goals. The policy integrates performance, employee development and training, pay and recognition, and links to other related personnel decisions. While the performance management policy embraces the concepts of pay-for-performance, it does not require and Departmental Administration has not implemented any new information technology systems. Other than the staff time required to develop this regulation, no expenditures were incurred for FY 2007 and FY 2008.

AGLEARN

Ms. DeLauro: Please update the response to the previous hearing record on the number of training modules available through AgLearn. Please list all training modules on AgLearn.

Response: AgLearn contains approximately 4,000 training modules including courses in: Business, Employee Safety and Health, Leadership, Information Technology, as well as various courses (Ethics, Computer Security, etc.) mandated on an annual basis. A significant number of agency-specific including both scientific and non-technical courses, have been converted from classroom training. USDA is working toward expanding the AgLearn current curriculum to include Acquisition and Accounting courses specific to the Federal government. A listing of AgLearn courses is included for the record.

[The information follows:]

**Course Title**

UNIX User and Data Management  
 Deploying and Initializing UNIX Systems  
 Securing UNIX Systems  
 Networking and UNIX Name Resolution  
 Microsoft Office 2000 - New Features for Users  
 Microsoft Office 2000 - New Features for Power Users  
 Microsoft Office 2000 - Advanced Word  
 Microsoft Office 2000 - Word for Power Users  
 Microsoft Office 2000 - Advanced Excel  
 Microsoft Office 2000 - Excel for Power Users  
 Microsoft Office 2000 - Beginning Access  
 Microsoft Office 2000 - Intermediate Access  
 Microsoft Office 2000 - Advanced Access  
 Microsoft Office 2000 - Beginning FrontPage  
 Microsoft Office 2000 - Advanced FrontPage  
 Office 2000 - Advanced Project  
 Windows XP: Fundamentals  
 Windows XP: Advanced  
 Introducing Windows XP  
 Getting Started with Microsoft Windows XP  
 Up and Running with Microsoft Windows XP  
 Advanced Formatting in Word 2003  
 Advanced Data Manipulation Features in Word 2003  
 Collaborative Features in Word 2003  
 Basic Features of Excel 2003  
 Sending and Receiving Messages in Outlook 2003  
 Windows 2000 - Network Protocols and Remote Access  
 Configuring Rules, Alerts, and Junk Mail Settings in Outlook 2003  
 Installing Windows XP Professional  
 Managing Files, Folders, and Devices in Microsoft Windows XP  
 System Reliability and the Desktop in Windows XP Professional  
 Networking Protocols and Services in Microsoft Windows XP  
 Backup and Security Settings in Microsoft Windows XP  
 Managing UNIX Software and System Services  
 Windows 2000 - Security Solutions  
 Windows 2000 - Internet and Extranet Security  
 Windows 2000 - Managing and Securing Resources  
 Windows 2000 - Communication and Remote Access Security  
 Creating Documents in Word 2002  
 Working with Documents in Word 2002  
 Managing Outlook 2002  
 Advanced Data Management in Excel 2002  
 Advanced Data Manipulation and Analysis in Excel 2002  
 FrontPage 2002 Basics

Enhancing and Managing Web Sites with FrontPage 2002  
 Advanced Formatting and Navigation in Word 2002  
 Advanced Document Features in Word 2002  
 Collaborative Features in Word 2002  
 Creating Presentations using PowerPoint 2002  
 Basic Features of Excel 2002  
 Optimizing Excel 2002  
 Introducing Outlook 2002  
 Common Features in Microsoft Office XP  
 Windows 2000 Professional: Getting Started  
 Windows 2000 Professional: Up and Running  
 Windows 2000 - Migration Design: Upgrade and Migration Strategies  
 Windows 2000 - Migration Design: Deployment  
 Windows 2000 - Migration Design: Restructuring  
 JavaScript: Language Basics  
 JavaScript: Scripting  
 Building and Modifying Web Sites in FrontPage 2002  
 Enhancing and Publishing Web Sites in FrontPage 2002  
 Advanced Database Design in Access 2002  
 Advanced Database Features in Access 2002  
 New Features Review of Microsoft Office XP  
 Microsoft Windows Server 2003: Network Infrastructure & Active Directory Physical Design  
 Customizing, Running, and Broadcasting PowerPoint 2002 Presentations  
 PowerPoint 2002 Customization and Office XP Integration  
 New and Enhanced Features for End-Users in Office XP  
 Office XP for the Advanced User  
 VBScript - Elements, Arrays, Procedures, and Program Flow  
 VBScript- Functions, Core Objects, and Classes  
 ANSI C Programming: Introducing C  
 ANSI C Programming: Data Representation  
 ANSI C Programming: Functions  
 C++ Programming: Structured Programming  
 C++ Programming: Classes and Data Abstraction  
 C++ Programming: Manipulating Objects  
 C++ Programming: Overloading  
 C++ Programming: Files and Streams  
 C++ Programming: Programming Techniques  
 ANSI C Programming: Expressions  
 ANSI C Programming: Flow Control  
 ANSI C Programming: Text Processing  
 ANSI C Programming: Processing Records  
 ANSI C Programming: Pointers  
 ANSI C Programming: The Standard Library and Preprocessor  
 Creating Diagrams in Visio 2002  
 Working with Diagrams in Visio 2002  
 Introduction to Access 2002  
 Intermediate Access 2002  
 Fundamentals of Internet Explorer 6

Moving on with Internet Explorer 6  
 Creating a Migration Plan in Windows .NET Server  
 Preparing and Deploying a Domain Upgrade in Windows .NET  
 Preparing and Deploying a Domain Restructure in Windows .NET  
 Data Sources, Templates, and Customization in Project 2002  
 Workgroup, Collaboration, and Advanced Reporting Options in Project 2002  
 Getting Started with Project 2002  
 Up and Running with Project 2002  
 Tracking and Reporting with Project 2002  
 Establishing a Baseline  
 Determining an Effective Troubleshooting Strategy  
 Addressing Problems at the Physical and Data-link Layers  
 Resolving Problems at the Network Layer  
 Resolving Problems at the Transport and Application Layers  
 Getting Started with Windows Server 2003  
 Windows Server 2003 Administration and Services Support  
 Planning, Implementing, and Maintaining Network Infrastructure  
 Network Infrastructure and topologies for Windows 2003 Enterprise networks  
 Designing and Managing Internet Connectivity in Windows 2003  
 Planning and Designing an Active Directory Infrastructure  
 Implementing and Supporting Active Directory Infrastructure  
 Planning, Implementing & Maintaining User, Computer, & Group Policies & Strategies  
 Planning and Designing a Security Infrastructure  
 Advanced Document Features in Word 2003  
 Designing Cisco Security Services  
 Designing Cisco Virtual Private Networks  
 Designing Cisco Enterprise Wireless Networks  
 Getting Started with FrontPage 2003  
 Introduction to Microsoft Office 2003  
 Formatting and Printing Files in Office 2003  
 Importing and Working with Data in FrontPage 2003  
 Structuring and Publishing Web Sites in FrontPage 2003  
 Enhancing Web Sites with Advanced FrontPage 2003 Features  
 Administering Web Sites in FrontPage 2003  
 Working with Code in FrontPage 2003  
 Working with Web Sites in FrontPage 2003  
 Organizing Content Using Templates and Frames in FrontPage 2003  
 Windows Server 2003: Managing Users, Groups, and Computers  
 Windows Server 2003: Managing Resource Access  
 Windows Server 2003: Managing Hardware, Disks, and Logical Devices  
 Windows Server 2003: Managing Disaster Recovery  
 Windows Server 2003: Managing the Server Environment  
 Identifying, Adding, and Removing System Components  
 Diagnosing and Troubleshooting  
 Printers, Maintenance, and Safety Issues  
 Memory, Motherboards, and Processors  
 Basic Networking  
 System Resources and Installing and Configuring IDE and SCSI Devices



Installing, Configuring, and Optimizing Computers  
 Windows Server 2003: Basic Concepts  
 Configuring Cisco Catalyst Switch Operations  
 Routing in Cisco Networks  
 Implementing Routing Protocols on Cisco Networks  
 Managing IP Traffic on Cisco Networks  
 Extending a Cisco Network to a WAN  
 Completing ISDN Calls on Cisco Networks  
 Windows Server 2003: Implementing, Managing, and Maintaining TCP/IP  
 Windows Server 2003: Implementing, Managing, and Maintaining Name Resolution  
 Windows Server 2003: Implementing, Managing, and Maintaining Network Security  
 Windows Server 2003: Implementing, Managing, and Maintaining Remote Access  
 Windows Server 2003: Maintaining a Network Infrastructure  
 Windows Server 2003: Implementing, Managing, and Maintaining DHCP  
 Windows Server 2003: Implementing, Managing, and Maintaining Routing  
 Planning and Implementing an Active Directory Infrastructure  
 Planning Active Directory Services  
 Active Directory Sites, Replication, and Trusts  
 Implementing Active Directory Users and Groups  
 Planning and Implementing Group Policy  
 Operating System Technologies: Concepts and Installation  
 Advanced Document Navigation in Word 2003  
 Using Tables, Charts, and Graphics in Word 2003  
 Operating System Technologies: Management and Troubleshooting  
 Operating System Technologies and the Networking Environment  
 Operating System Technologies: Configuration  
 Windows Server 2003: Planning the Network Infrastructure  
 Windows Server 2003: Planning for Name Resolution  
 Windows Server 2003: Implementing Routing and Remote Access  
 Windows Server 2003: Planning for Network Availability  
 Windows Server 2003: Planning Server Roles and Server Security  
 Windows Server 2003: Planning a Security Infrastructure  
 Formatting and Managing Messages in Outlook 2003  
 Scheduling Events, Appointments, and Meetings in Outlook 2003  
 Using Task Lists, Contact Lists, and Notes in Outlook 2003  
 ADO.NET Connections and Commands  
 Building ADO.NET DataSets  
 Advanced ADO.NET Programming  
 Sharing Folders, Schedules, & Contacts and Using SharePoint Data in Outlook 2003  
 Windows Forms and Controls in C#  
 Customizing Controls and Events in C#  
 Input Validation and Error Handling in C#  
 Adding Services and Components in C#  
 Printing, Help, Accessibility, Localization, and Globalization in C#  
 Windows Services in C#  
 Interoperability and Serviced Components in C#  
 .NET Remoting in C#  
 XML Data Access in C#

Configuring and Troubleshooting Group Policy  
 XML Web Services and Microsoft.NET  
 Building Web Services and Web Service Clients with Microsoft .NET  
 Security Fundamentals  
 Basic Cisco Router Security  
 Advanced AAA Security for Cisco Router Networks  
 Cisco Router Threat Mitigation  
 Cisco IOS Firewall Context-based Access Control Configuration  
 Cisco IOS Firewall Authentication Proxy and Intrusion Detection  
 Building IPSec VPNs Using Cisco Routers  
 Building Advanced IPSec VPNs  
 Configuring IOS Remote Access Using Cisco Easy VPN  
 Managing Enterprise VPN Routers  
 Managing Disconnected Data  
 Customizing E-mail, Views, Navigation, and E-mail Accounts in Outlook 2003  
 Tracking, Categorizing, Searching, and Printing in Outlook 2003  
 Exchange Server 2003: Installation  
 Exchange Server 2003: Upgrades and Migration  
 Exchange Server 2003: Configuration for Exchange and Foreign Messaging Systems  
 Exchange Server 2003: Recipients, User Objects, Groups, and Address Lists  
 Exchange Server 2003: Core Component Management  
 Exchange Server 2003: Computer Management  
 Exchange Server 2003: Security Implementation  
 Using Windows SharePoint Services and FrontPage 2003  
 An Overview of VPNs and IPSec  
 Working with graphics, hyperlinks and tables in FrontPage 2003  
 Exchange Server 2003: Configuration for Management  
 Testing and Instrumenting Web Applications in C#  
 Web Application Tracing and Debugging in C#  
 Web Application Maintenance in C#  
 Creating and Defining a Project  
 Tracking and Reporting Progress  
 Specifying and Assigning Resources  
 Data Security in Outlook 2003  
 Working in Outlook 2003 from Multiple Locations  
 Newsreaders, Online Meetings, Instant Messaging, & Faxing Information in Outlook 2003  
 Customizing Toolbars and Commands and Creating Forms in Outlook 2003  
 Outlook 2003 and Business Contact Manager  
 Sharing Project Data and Working with Macros  
 Advanced Customization  
 SAP R/3 Release 4.6 Fundamentals  
 Working Collaboratively  
 Enterprise Project Management  
 Windows Server 2003: Security Basics  
 Windows Server 2003: Logical Network Security  
 Windows Server 2003: Physical Network Security  
 Windows Server 2003: Securing Data and Server Roles  
 Windows Server 2003: Securing Clients

Windows Server 2003: IIS Security and Firewalls  
 Network Security  
 Cisco VPN 3000 Concentrator Series Hardware Overview  
 Configuring the Cisco VPN 3000 Series Concentrator for Remote Access  
 Configuring the Concentrator for Remote Access using Digital Certificates  
 Cisco VPN Software Client Auto-initiation and Firewall Features  
 Monitoring & Administering Cisco VPN 3000 Series Concentrator Remote-Access Networks  
 Configuring the Cisco VPN 3002 Hardware Client  
 VPN Client Backup Servers, Load Balancing, and Software Auto-Update  
 Cisco VPN 3000 IPSec and LAN-to-LAN with Preshared Keys  
 Cisco VPN 3000 Series Concentrator LAN-to-LAN with NAT & Digital Certificates  
 Introduction to Reporting with Crystal Reports 10  
 Creating Basic Reports with Crystal Reports 10  
 Manipulating Report Data with Crystal Reports 10  
 Presenting and Distributing Reports with Crystal Reports 10  
 Security and Intrusion Detection Fundamentals  
 Cisco Intrusion Detection  
 Cisco VPN 3000 Concentrator Bandwidth Management  
 Working with ASP.NET  
 Responding to Clients and Errors in ASP.NET  
 Controls in ASP.NET Web Forms  
 Data Access with ASP.NET  
 WebSphere 5.0 Application Server Architecture  
 WebSphere 5.0 Installation and Configuration  
 Configuring WebSphere 5.0 System Management  
 WebSphere 5.0 Security Configuration Fundamentals  
 Securing Resources in the WebSphere 5.0 Environment I  
 WebSphere 5.0 Workload Management, Scalability, and Failover  
 Maintenance and Performance Tuning in WebSphere 5.0  
 Supporting User Assistance and Accessibility  
 Organizing and Managing Project Information  
 Styling Web Applications  
 Creating and Using Components with ASP.NET  
 Globalizing ASP.NET Applications  
 Tracking Users in ASP.NET  
 Installation and Performance Issues for ASP.NET Applications  
 Linux and CLI  
 Integrating and Working with Unmanaged Code Using ASP.NET  
 Streams, Pipes, Redirects, and Processes  
 Regular Expressions and Text Processing  
 File Handling in Linux  
 Partitions, File Systems, and Disk Quotas in Linux  
 Advanced Analysis of your Project  
 Exchange Server 2003: Designing and Planning Deployment  
 Exchange Server 2003: Planning for Active Directory & Designing a Messaging Infrastructure  
 Exchange Server 2003: Designing Data Management and Fault Tolerance  
 Exchange Server 2003: Designing Server and Client Connectivity  
 Exchange Server 2003: Planning Security

Hardware Configurations for Linux  
 Linux Installation Techniques  
 The X Window System  
 WebSphere 5.0 Services and Resource Components  
 Configuring the WebSphere 5.0 Environment  
 WebSphere 5.0 Application Assembly and Deployment  
 Configuring WebSphere 5.0 Resources  
 Configuring CSiv2, SAS, and SSL in WebSphere 5.0  
 Command-line Administration in WebSphere 5.0  
 Access Controls  
 Administration  
 Auditing and Monitoring  
 Risk, Response, and Recovery  
 Cryptography  
 Data Communications  
 Malicious Code  
 Archiving and Storing Data, and Using IRM in Outlook 2003  
 Systems Security Engineering  
 Certification and Accreditation  
 Technical Management  
 US Government Information Assurance Regulations  
 Updating the Linux Kernel  
 Printing and Documentation in Linux  
 Shell Scripting in Linux  
 Administrative Tasks in Linux  
 Automating Linux System Tasks and Backup Strategies  
 Networking Fundamentals for Linux Administrators  
 Networking Services in a Linux Environment  
 Security within a Linux Environment  
 Working with Sendmail and Apache in Linux  
 IIS 6.0 Fundamentals  
 Administering IIS 6.0 Sites and Services  
 IIS 6.0 Security  
 Optimizing, Monitoring, and Troubleshooting IIS 6.0  
 Security Device Manager  
 Configuring WebSphere 5.0 Session Management and Failover  
 Securing Resources in the WebSphere 5.0 Environment II  
 ECDL/ICDL 4 Module 1: Concepts of Information Technology (IT) - Computers and IT  
 ECDL/ICDL 4 Module 1: Concepts of Information Technology (IT) - IT in Daily Life  
 Getting Started with the Cisco PIX Firewall  
 Access Control and Advanced Protocol Handling  
 Failover and PIX Firewall Switching and Routing  
 ECDL/ICDL 4 Module 2: Using the Computer and Managing Files - Using Windows XP  
 Managing System Security in Windows Server 2003  
 Securing Wireless and Remote Communications in Windows Server 2003  
 Managing IPsec in Windows Server 2003  
 Securing Access to Resources in Windows Server 2003  
 Managing Certificates in Windows Server 2003

Troubleshooting in WebSphere 5.0  
 Remote Access and Easy VPN  
 Planning and Securing a DB2 UDB Database  
 Accessing Data and Manipulating DB2 UDB Database Objects  
 Manipulating Data with DB2 UDB  
 Maintaining DB2 UDB Data Consistency  
 File System Mounting and Management  
 ECDL/ICDL 4 Module 2: Using the Computer and Managing Files - Files and Folders  
 ECDL/ICDL 4 Module 2: Using the Computer and Managing Files - Customization  
 Oracle Database 10g: New Installation and Configuration Features  
 Oracle Database 10g: New Data Loading Features  
 Oracle Database 10g: New Automatic Management and Management Infrastructure Features  
 Oracle Database 10g: New Resource, Scheduling, and Task-Management Features  
 Oracle Database 10g: New Space Management Features  
 Oracle Database 10g: New Storage Features  
 The J2EE Connector Architecture  
 ECDL/ICDL 4 Module 5: Database - Getting Started with Access 2003  
 ECDL/ICDL 4 Module 7: Information and Communication - Using IE 6  
 ECDL/ICDL 4 Module 7: Information and Communication - Using Web Sites in IE 6  
 ECDL/ICDL 4 Module 5: Database - Basic Access 2003 Tables  
 SNMP, MIBs, and RMON  
 Hardware Issues for Linux  
 Debian and Red Hat Package Management  
 ECDL/ICDL 4 Module 5: Database - Basic Access 2003 Forms  
 ECDL/ICDL 4 Module 5: Database - Access 2003 Queries and Reports  
 ECDL/ICDL 4 Module 7: Information and Communication - Introducing Outlook 2003  
 ECDL/ICDL 4 Module 7: Information and Communication - Outlook 2003 E-mail  
 Building and Using Web Services  
 ECDL/ICDL 4 Module 4: Spreadsheets - Basic Features of Excel 2003  
 ECDL/ICDL 4 Module 4: Spreadsheets - Formatting Data in Excel 2003  
 ECDL/ICDL 4 Module 4: Spreadsheets - Printing and Using Charts in Excel 2003  
 ECDL/ICDL 4 Module 4: Spreadsheets - Formulas and Functions in Excel 2003  
 ECDL/ICDL 4 Module 7: Information and Communication - Outlook 2003 Messages  
 Oracle Database 10g: Installing Oracle Database 10g  
 Oracle Database 10g: Creating Databases  
 Oracle Database 10g: Database Interfaces  
 Oracle Database 10g: Database Control and Storage Structures  
 Oracle Database 10g: Users and Security  
 Oracle Database 10g: Managing Schema Objects and Data  
 Oracle Database 10g: The SQL\* Loader and PL/SQL  
 Business Concepts and the Internet  
 Networking Fundamentals  
 Networking Security Fundamentals  
 Web Development Fundamentals  
 Internet Site Development  
 Internet Client Infrastructure and Applications  
 Internet Fundamentals  
 Internet Servers and Services

ECDL/ICDL 4 Module 6: Presentation - Introducing PowerPoint 2003  
 Mobile IP  
 IP Mobility  
 ECDL/ICDL 4 Module 6: Presentation - Slide Layout and Design in PowerPoint 2003  
 Managing Linux Group and User accounts  
 ECDL/ICDL 4 Module 6: Presentation - Charts and Multimedia in PowerPoint 2003  
 Managing UNIX Clients  
 Administering UNIX Network Services  
 UNIX Systems Management  
 ECDL/ICDL 4 Module 6: Presentation - Finalizing Presentations in PowerPoint 2003  
 Securing and Troubleshooting Networks  
 Getting Started with Java  
 Operators and Flow Control in Java  
 Creating Classes in Java  
 Working with Classes in Java  
 Exception Handling and Assertions  
 Java Utilities  
 Basic GUI Development in Java  
 Reference Types and Threading  
 Java Applets  
 Using Globalization Support in Oracle 10g  
 Controlling the Oracle Listener and Enabling Distributed Transactions in Oracle 10g  
 Performing and Managing Backups in Oracle 10g  
 Advanced Database Recovery and Repair in Oracle 10g  
 Using Flashback Technology in Oracle 10g  
 Digital Payments  
 ECDL/ICDL 4 Module 3: Word Processing - Getting Started with Word 2003  
 ECDL/ICDL 4 Module 3: Word Processing - Word 2003 Text and Paragraphs  
 ECDL/ICDL 4 Module 3: Word Processing - Editing and Printing in Word 2003  
 ECDL/ICDL 4 Module 3: Word Processing - Formatting and Editing in Word 2003  
 ECDL/ICDL 4 Module 3: Word Processing - Working with Documents in Word 2003  
 ECDL/ICDL 4 Module 3: Word Processing - Tables and Graphics in Word 2003  
 Structuring XML with Schemas  
 XML APIs  
 Transforming and Formatting XML  
 Extending XML  
 Querying, Navigating, and Linking XML Data  
 SharePoint 2003 Fundamentals  
 Deploying SharePoint 2003  
 Managing and Retrieving Content in SharePoint 2003  
 Maintaining and Securing Data in SharePoint 2003  
 Managing Users and Sites in SharePoint 2003  
 Troubleshooting and Disaster Recovery of SharePoint 2003  
 Managing Portal Sites and Using SharePoint 2003 with Office 2003  
 Setting up a Site and Adding Content in Dreamweaver MX 2004  
 Adding Links, Images, and Flash Objects in Dreamweaver MX 2004  
 Creating Interactive Web Pages in Dreamweaver MX 2004  
 Working with Cascading Style Sheets in Dreamweaver MX 2004

Reusing Content in Dreamweaver MX 2004  
 Resolving Issues with the Operating System and Office Applications  
 Resolving Issues with Outlook and Outlook Express  
 Resolving Issues with Hardware and Network Connectivity  
 Resolving Issues with Internet Explorer, Application Security, and Security Incidents  
 Microsoft SMS 2003: Distributing Software  
 Site Testing and Maintenance in Dreamweaver MX 2004  
 Advanced Schemas  
 Introduction to Oracle and SQL in Oracle Database 10g  
 Installing Windows XP  
 Managing and Troubleshooting Resources  
 Managing and Troubleshooting Desktop Storage and Settings  
 Managing and Troubleshooting Devices, Drivers, Local Security, and User Logon  
 Displaying Multiple Table Data and Using Set Operators in Oracle Database 10g  
 Managing and Troubleshooting Network Protocols and Operating System Performance  
 Group and Datetime Functions in Oracle Database 10g  
 SQL Functions in Oracle Database 10g  
 Introduction to PL/SQL  
 Using PL/SQL with an Oracle Server  
 Using Composite Data Types  
 Explicit Cursors and Exception Errors  
 Creating Stored Procedures and Functions  
 PL/SQL Packages  
 Oracle-Supplied Packages and DBMS\_SCHEDULER  
 Managing Dependencies  
 Manipulating Large Objects in PL/SQL  
 PL/SQL Triggers  
 Oracle Application Server 10g: Introduction  
 Oracle Application Server 10g: Infrastructure and Middle Tier Installation  
 Oracle Application Server 10g: Management Tools and Oracle Internet Directory  
 Oracle Application Server 10g: General Management and Directives for the HTTP Server  
 Introduction to information security  
 Oracle Application Server 10g: OracleAS Web Cache  
 Information security and the Internet  
 Oracle Application Server 10g: OracleAS Portal  
 Malicious code and information security  
 Managing a DB2 UDB Server  
 Administering Data Placement in DB2 UDB  
 Managing Database Access in DB2 UDB  
 Monitoring a DB2 UDB database  
 Utilizing DB2 UDB Utilities  
 Managing Disaster Recovery in a DB2 UDB Database  
 Using Control Structures  
 Project Server 2003: The EPM Solution  
 Project Server 2003: Planning the Infrastructure  
 Project Server 2003: Installation and Configuration  
 Project Server 2003: Implementing Project Server and Planning Client Deployment  
 Project Server 2003: Deploying Client Software

Project Server 2003: Planning Security Operations  
 Project Server 2003: Project Data and Resource Data  
 Project Server 2003: Enterprise Features and Views  
 Project Server 2003: EPM Administration and Configuring Tracking  
 Project Server 2003: Testing and Troubleshooting  
 Operational information security  
 Adding Tables in Dreamweaver MX 2004  
 The Fundamentals of Networking  
 LAN Technologies  
 Networking Protocols  
 WANs and Remote Connectivity  
 Network Security  
 Network Troubleshooting  
 Fault Tolerance and Disaster Recovery  
 Network Operating Systems and Clients  
 Dynamic SQL and Metadata  
 Web Services and Service-oriented Architecture  
 Emerging Web Service Standards  
 Using SOAP  
 Using WSDL  
 Using UDDI  
 Web Services Security  
 Building a Simple Network  
 Building a Simple Ethernet Network  
 Expanding the Network  
 Connecting Networks  
 Constructing Network Addresses  
 Ensuring the Reliability of Data Delivery  
 Connecting to Remote Networks  
 Operating and Configuring Cisco IOS Switches  
 Operating and Configuring Cisco IOS Routers  
 Managing your Network Environment  
 Administering your Network Devices  
 Beyond 3G (B3G)  
 4G Communication Systems  
 Non-Cellular Wireless Technology  
 Programming Techniques and Strategies  
 General Coding Best Practices  
 Object-oriented Coding Best Practices  
 Maintaining Quality Code  
 Security administration in Check Point: Introduction to Firewalls and Check Point  
 Security administration in Check Point: Enforcing a Security Policy  
 Security administration in Check Point: Logging and SmartView Tracker  
 Security administration in Check Point: User Authentication  
 Security administration in Check Point: Network Address Translation and Administration  
 J2SE 5.0 Language Features  
 Using Metadata in J2SE 5.0  
 Library and Class Changes in J2SE 5.0



Oracle Database 10g: New Tuning, Performance-monitoring, and Analysis Features  
 Oracle Database 10g: New Backup and Recovery Features  
 Oracle Database 10g: Using Flashback  
 Oracle Database 10g: New Features in Security and Software Maintenance  
 Oracle Database 10g: New Features in VLDB Support  
 Oracle Database 10g: Miscellaneous New Features  
 Installation of ISA Server 2004  
 ISA Server 2004 Management and Clientele  
 Access Configuration in ISA Server 2004  
 VPN and Exchange with ISA Server 2004  
 Firewall Configuration in ISA Server 2004  
 Monitoring and Reporting in ISA Server 2004  
 Getting Started with Java  
 Operators and Flow Control in Java  
 Creating Classes in Java  
 Working with Classes in Java  
 Reference Types and Threading  
 Exception Handling and Assertions  
 Java Utilities  
 Basic GUI Development in Java  
 Java Applets  
 Working with TCP/IP  
 4G Implementations  
 Optimizing Database Performance in Oracle 10g  
 Managing Storage and System Resources in Oracle 10g  
 Using the Scheduler to Automate Tasks in Oracle 10g  
 Using Advanced Features in Oracle 10g  
 Oracle Database 10g: Oracle Net Services and Shared Servers  
 Oracle Database 10g: Monitoring and Maintenance  
 Oracle Database 10g: Managing Undo Data and Lock Conflicts  
 Oracle Database 10g: Managing Backup and Recovery  
 Using Adobe Reader 6.0  
 Servers and their Components  
 Installation and Configuration  
 Upgrading  
 Disaster Recovery and Server Backups  
 Maintenance and Environment  
 Troubleshooting Servers  
 Java I/O  
 Generics and Annotations  
 Preparing and Drawing Objects in Illustrator CS  
 Using Type and Fills and Importing Artwork in Illustrator CS  
 Special Effects, Layers, and Styles in Illustrator CS  
 Introduction to Creating Graphics in Flash MX 2004  
 Using Text in Flash MX 2004  
 Animation, Sound, and Video in Flash MX 2004 Movies  
 Introduction to ActionScript in Flash MX 2004  
 Navigation and Movie Publishing Flash MX 2004

Photoshop CS Basics  
 Selections and Layers in Photoshop CS  
 Advanced Tools in Photoshop CS  
 OracleAS 10g: Managing Customized Topologies and Distributing Infrastructure Components  
 OracleAS 10g: High Availability  
 OracleAS 10g: Managing and Configuring Clusters  
 OracleAS 10g: Business Intelligence Component Management  
 OracleAS 10g: XML Applications, Web Services, and Monitoring  
 OracleAS 10g: Tuning and Reconfiguring the Middle Tier  
 OracleAS 10g: Backup and Recovery  
 Caching Configuration in ISA Server 2004  
 Security and the Wireless Environment  
 Securing Future Wireless Networks  
 Securing WLANs  
 Subqueries and Hierarchical Queries in Oracle Database 10g  
 Regular Expressions and User Access in Oracle Database 10g  
 Creating and Managing Tables and Constraints in Oracle Database 10g  
 Database Objects in Oracle Database 10g  
 Managing Database Objects in Oracle Database 10g  
 Manipulating Data in Oracle Database 10g  
 IDE, SCSI, and Server Storage  
 Oracle Application Server 10g: mod\_plsql, CGI Scripts, and Database Providers  
 Oracle Application Server 10g: Application Management and Deployment  
 Oracle Application Server 10g: Component Administration in Oracle Internet Directory  
 Oracle Application Server 10g: DAS and SSO  
 Oracle Application Server 10g: Component Security with SSL  
 Oracle Application Server 10g: Oracle Certificate Authority Management  
 Cisco Catalyst Switch Configuration  
 Designing an Exchange 2000 Model  
 Navigating SAP R/3 Release 4.6  
 Using SAP R/3 Release 4.6  
 Web service technologies  
 TestPrep 1D0-420 CIW Site Designer  
 TestPrep 1D0-470 CIW Security Professional  
 TestPrep 1Z0-001 Introduction to Oracle: SQL and PL/SQL  
 TestPrep 1Z0-007 Introduction to Oracle9i: SQL  
 TestPrep 1Z0-031 Oracle9i Database: Fundamentals I  
 TestPrep 1Z0-032 Oracle9i Database: Fundamentals II  
 TestPrep 1Z0-033 Oracle9i Database: Performance Tuning  
 TestPrep 1Z0-040 Oracle Database 10g: New Features for Administrators  
 TestPrep 1Z0-042 Oracle Database 10g: Administration I  
 TestPrep 1Z0-043 Oracle Database 10g: Administration II  
 TestPrep 220-301 A+ Core Hardware  
 TestPrep 220-302 A+ Operating Systems Technologies  
 TestPrep CX-310-035 Sun Certified Programmer for the Java 2 Platform 1.4  
 TestPrep 486 Object-Oriented Analysis and Design with UML  
 TestPrep 502 Macromedia Flash MX 2004 Designer  
 TestPrep 640-801 Cisco Certified Network Associate (CCNA)

TestPrep 640-811 Interconnecting Cisco Network Devices (ICND 2.1)  
 TestPrep 640-821 Introduction to Cisco Networking Technologies (INTRO)  
 TestPrep 642-501 Securing Cisco IOS Networks (SECUR)  
 TestPrep 642-801 Building Scalable Cisco Internetworks (BSCI)  
 TestPrep 642-811 Building Cisco Multilayer Switched Networks (BCMSN)  
 TestPrep 642-821 Building Cisco Remote Access Networks (BCRAN)  
 TestPrep 642-831 Cisco Internetwork Troubleshooting (CIT)  
 TestPrep 70-086 Implementing and Supporting Microsoft Systems Management Server 2.0  
 TestPrep 70-210 Installing, Configuring, and Administering Microsoft Windows 2000 Professional  
 TestPrep 70-215 Installing, Configuring, and Administering Microsoft Windows 2000 Server  
 TestPrep 70-216 Implementing and Administering a Microsoft Windows 2000 Network Infrastructure  
 TestPrep 70-217 Implementing & Admin. a Microsoft Windows 2000 Directory Services Infrastructure  
 TestPrep 70-218 Managing a Microsoft Windows 2000 Network Environment  
 TestPrep 70-219 Designing a Microsoft Windows 2000 Directory Services Infrastructure  
 TestPrep 70-220 Designing Security for a Microsoft Windows 2000 Network  
 TestPrep 70-221 Designing a Microsoft Windows 2000 Network Infrastructure  
 TestPrep 70-222 Migrating from Microsoft Windows NT 4.0 to Microsoft Windows 2000  
 TestPrep 70-223 Installing, Configuring, & Admin. Microsoft Clustering Services Using Microsoft Windows 2000 Advanced Server  
 TestPrep 70-224 Installing, Configuring, and Administering Microsoft Exchange 2000 Server  
 TestPrep 70-225 Designing & Deploying a Messaging Infrastructure with Microsoft Exchange 2000 Server  
 TestPrep 70-227 Installing, Configuring, and Administering Microsoft Internet Security and Acceleration (ISA) Server 2000, Enterprise Edition  
 TestPrep 70-228 Installing, Configuring, & Administering Microsoft SQL Server 2000 Enterprise Edition  
 TestPrep 70-229 Designing & Implementing Databases with Microsoft SQL Server 2000 Enterprise Edition  
 TestPrep 70-270 Installing, Configuring, and Administering Microsoft Windows XP Professional  
 TestPrep 70-271 Supporting Users and Troubleshooting a Microsoft Windows XP Operating System  
 TestPrep 70-272 Supporting Users & Troubleshooting Desktop Applications on a Microsoft Windows XP Operating System  
 TestPrep 70-284 Implementing and Managing Microsoft Exchange Server 2003  
 TestPrep 70-285 Designing a Microsoft Exchange Server 2003 Organization  
 TestPrep 70-290 Managing and Maintaining a Microsoft Windows Server 2003 Environment  
 TestPrep 70-291 Implementing, Managing, and Maintaining a Microsoft Windows Server 2003 Network Infrastructure  
 TestPrep 70-292 Managing and Maintaining a Microsoft Windows Server 2003 Environment for an MCSA Certified on Windows 2000  
 TestPrep 70-293 Planning and Maintaining a Microsoft Windows Server 2003 Network Infrastructure  
 TestPrep 70-294 Planning, Implementing, and Maintaining a Microsoft Windows Server 2003 Active Directory Infrastructure  
 TestPrep 70-296 Planning, Implementing, and Maintaining a Microsoft Windows Server 2003 Environment for an MCSE Certified on Windows 2000  
 TestPrep 70-297 Designing a Microsoft Windows Server 2003 Active Directory and Network Infrastructure  
 TestPrep 70-298 Designing Security for a Microsoft Windows Server 2003 Network  
 TestPrep 70-299 Implementing and Administering Security in a Microsoft Windows Server 2003 Network  
 TestPrep 70-300 Analyzing Requirements and Defining Microsoft .NET Solution Architectures  
 TestPrep 70-305 Developing and Implementing Web Applications with Microsoft Visual Basic .NET & Microsoft Visual Studio .NET

TestPrep 70-306 Developing and Implementing Windows-based Applications with Microsoft Visual Basic .NET and Microsoft Visual Studio .NET

TestPrep 70-310 Developing XML Web Services and Server Components with Microsoft Visual Basic .NET and the Microsoft .NET Framework

TestPrep 70-315 Developing and Implementing Web Applications with Microsoft Visual C# .NET & Microsoft Visual Studio .NET

TestPrep 70-316 Developing and Implementing Windows-based Applications with Microsoft Visual C# .NET and Microsoft Visual Studio .NET

TestPrep 70-320 Developing XML Web Services and Server Components with Microsoft Visual C# .NET & the Microsoft .NET Framework

TestPrep 70-350 Implementing Microsoft Internet Security and Acceleration (ISA) Server 2004

TestPrep IK0-002 i-Net+

TestPrep Information Technology Infrastructure Library Foundations (ITIL v1.0)

TestPrep N10-002 Network+

TestPrep Project Management Professional (PMP)

TestPrep SY0-101 Security+

Presenting Your Case

Mold Awareness

Lead and Cadmium

Chlorine Safety

Cryogenic Safety

Food Safety and Handling

NFPA 1600 Disaster/Emergency Management

NFPA 1600 Business Continuity Programs

DOT Drug and Alcohol Awareness

DOT Security for Shipment of Hazardous Materials

IT Security Awareness

The US Constitution

Sexual Harassment Prevention for Federal Employees

Accessibility and Section 508 Awareness

Workplace Safety

Federal Enterprise Architecture

Federal Budgeting Process

Government Ethics

Managing and Rewarding Top Performers

TestPrep Certified Associate in Project Management (CAPM)

Deploying Windows SharePoint Services 3.0

QuickTalks: Keith Yamashita: Innovation and Change: A Trapeze Act

QuickTalks: Keith Yamashita: Is Your Team Stuck?

QuickTalks: Keith Yamashita: Seeing: The Key to Innovation and Change

QuickTalks: Keith Yamashita: Think: The Act of Challenging the Status Quo

QuickTalks: Keith Yamashita: Why is Your Team Stuck?

QuickTalks: Ken Blanchard: Building a High-Performance Team

QuickTalks: Ken Blanchard: Catch People Doing Something Right

QuickTalks: Ken Blanchard: Developing the Right Kind of Leadership

QuickTalks: Ken Blanchard: Ethical Management

QuickTalks: Ken Blanchard: How to Get the Most from a Learning Experience

QuickTalks: Ken Blanchard: Managing Change

QuickTalks: Ken Blanchard: Set Your Sights on the Right Target and Vision

QuickTalks: Ken Blanchard: Situational Leadership  
 QuickTalks: Ken Blanchard: The One Minute Manager  
 QuickTalks: Ken Blanchard: Treat Your Customers Right  
 QuickTalks: Ken Blanchard: Treat Your People Right  
 QuickTalks: Laree Kiely: Aligning Decisions  
 QuickTalks: Laree Kiely: Horizontal Decisions  
 QuickTalks: Laree Kiely: Who is a Leader?  
 QuickTalks: Mark Goulston: The PEP CEO Challenge; Part 2: Find Out What Your People Think About You  
 QuickTalks: Marshall Goldsmith: All I Need is Yes or No  
 QuickTalks: Marshall Goldsmith: Avoiding Destructive Comments  
 QuickTalks: Marshall Goldsmith: Avoiding Favoritism  
 QuickTalks: Marshall Goldsmith: Becoming a More Effective Delegator  
 QuickTalks: Marshall Goldsmith: Coaching for Behavioral Change  
 QuickTalks: Marshall Goldsmith: FeedForward  
 QuickTalks: Marshall Goldsmith: Focus on the Mission  
 QuickTalks: Marshall Goldsmith: Gender Differences in Leadership Feedback  
 QuickTalks: Marshall Goldsmith: Helping Successful Leaders Improve  
 QuickTalks: Marshall Goldsmith: How to Develop Yourself as a Leader  
 QuickTalks: Marshall Goldsmith: I Can Succeed  
 QuickTalks: Marshall Goldsmith: I Choose to Succeed  
 QuickTalks: Marshall Goldsmith: I Have Succeeded  
 QuickTalks: Marshall Goldsmith: I Will Succeed  
 QuickTalks: Marshall Goldsmith: It's a New Me  
 QuickTalks: Marshall Goldsmith: It's Not About the Coach  
 QuickTalks: Marshall Goldsmith: Leave It at the Stream  
 QuickTalks: Marshall Goldsmith: Peer-to-Peer Coaching  
 QuickTalks: Marshall Goldsmith: Providing Positive Recognition  
 QuickTalks: Marshall Goldsmith: Six-Question Approach to Coaching  
 QuickTalks: Marshall Goldsmith: Stop Adding too Much Value  
 QuickTalks: Marshall Goldsmith: Team Building without Time Wasting  
 QuickTalks: Marshall Goldsmith: The Best Coaching Advice  
 QuickTalks: Marshall Goldsmith: The Other Boat  
 QuickTalks: Marshall Goldsmith: To Help Others Start with Yourself  
 QuickTalks: Mary LoVerde: Connection Creates Balance  
 QuickTalks: Mary LoVerde: Find Your Passion  
 QuickTalks: Mary LoVerde: Rituals  
 QuickTalks: Michael Port: #1 Most Effective Sales Strategy on the Planet  
 QuickTalks: Michael Port: Developing a Personal Brand Identity  
 QuickTalks: Michael Port: How to Have Simple Successful Sales Conversations  
 QuickTalks: Michael Port: How to Talk About What You Do Without Sounding Confusing or Bland  
 QuickTalks: Michael Port: Red Velvet Rope Policy  
 QuickTalks: Michael Port: Understanding Why People Buy What You're Selling  
 QuickTalks: Michael Port: Why Selling Is a Waste of Time  
 QuickTalks: Michael Samuelson: Thrival: The 10 Fundamental Understandings  
 QuickTalks: Michael Treacy: Building Growth into your Company's DNA  
 QuickTalks: Michael Treacy: Conclusions on Double Digit Growth  
 QuickTalks: Michael Treacy: Customer Intimacy - The Architecture of a Total Solution  
 QuickTalks: Michael Treacy: Double Digit Growth

QuickTalks: Michael Treacy: Driving Customer Value  
 QuickTalks: Michael Treacy: Fundamentals of Company Performance  
 QuickTalks: Michael Treacy: Impact of Outsourcing and Offshoring  
 QuickTalks: Michael Treacy: Innovation in Product Innovation  
 QuickTalks: Michael Treacy: Is Customer Value Accelerating in Your Market?  
 QuickTalks: Michael Treacy: Measuring and Managing Growth In Revenue Statements  
 QuickTalks: Michael Treacy: Newton's Third Law and Strategic Sourcing  
 QuickTalks: Michael Treacy: Outsourcing and Offshoring  
 QuickTalks: Michael Treacy: Performance Discipline Introduction  
 QuickTalks: Michael Treacy: Product Leadership  
 QuickTalks: Michael Treacy: Reinventing Product Innovation  
 QuickTalks: Michael Treacy: Sourcing and Supplier Survival  
 QuickTalks: Michael Treacy: Successful Cross-Selling  
 QuickTalks: Michael Treacy: The Challenge in Pharmaceuticals  
 QuickTalks: Michael Treacy: The Five Sources of Revenue Growth  
 QuickTalks: Michael Treacy: The Growth Portfolio  
 QuickTalks: Michael Treacy: The Impact of Strategic Sourcing  
 QuickTalks: Michael Treacy: Three Characteristics of a Performance Discipline  
 QuickTalks: Michael Treacy: Three Generations of Product Innovation  
 QuickTalks: Michael Treacy: Unmatched Customer Value  
 QuickTalks: Michael Treacy: Unresolved Problems with Global Operating Models  
 QuickTalks: Michael Treacy: Value Driven Strategy Development  
 QuickTalks: Michael Treacy: What's Wrong with Product Innovation?  
 QuickTalks: Michael Treacy: Why Is This Company Losing Business?  
 QuickTalks: Michael Treacy: Why Product Innovation Often Fails - Compromise, The Sire of Mediocrity  
 QuickTalks: Michael Treacy: Why Product Innovation Often Fails - Limited Search for Solutions  
 QuickTalks: Michael Treacy: Why Product Innovation Often Fails - Missing a Moving Target  
 Asbestos Awareness  
 QuickTalks: Pat Lencioni on Four Types of Effective Meetings  
 QuickTalks: Pat Lencioni: Breaking Down Silos and Creating Alignment  
 QuickTalks: Pat Lencioni: Building Teams in a Virtual or Matrixed World  
 QuickTalks: Pat Lencioni: Communicating During Times of Change  
 QuickTalks: Pat Lencioni: Holding People Accountable  
 QuickTalks: Pat Lencioni: Humility vs. Publicity Paradox  
 QuickTalks: Pat Lencioni: Praise and Criticize Publicly  
 QuickTalks: Pat Lencioni: Succeeding as a Team Leader  
 QuickTalks: Pat Lencioni: The Five Root Causes of Team Dysfunction  
 QuickTalks: Pat Lencioni: Why People and Organizations Struggle with Change  
 QuickTalks: Peter Senge: Organizational Culture and Learning  
 QuickTalks: Peter Senge: Real Leadership (Comes from Deep Within)  
 QuickTalks: Peter Senge: Shared Vision  
 QuickTalks: Peter Senge: Strategies for Change Leaders  
 QuickTalks: Peter Senge: Systems Thinking  
 QuickTalks: Peter Senge: Team Learning  
 QuickTalks: Peter Senge: The Impact of Globalization  
 QuickTalks: Peter Senge: The Practice of Innovation  
 QuickTalks: Peter Senge: Transformational Change  
 QuickTalks: Public Speaking: Dynamic Openings

QuickTalks: Public Speaking: Eliminating Um's and Ah's  
 QuickTalks: Public Speaking: Establish Your Objectives  
 QuickTalks: Public Speaking: Establishing the Main Ideas  
 QuickTalks: Public Speaking: Powerful Closings  
 QuickTalks: Public Speaking: The Six-Pack Rule for Visuals  
 QuickTalks: Public Speaking: Using Your Hands  
 QuickTalks: Public Speaking: Words vs. Voice vs. Body Language  
 QuickTalks: Raj Setty: Ask the Right Questions  
 QuickTalks: Raj Setty: Establish Long-Term Relationships  
 QuickTalks: Raj Setty: Focus on ROI  
 QuickTalks: Raj Setty: Keep the Promises You Make to Yourself  
 QuickTalks: Raj Setty: Laugh  
 QuickTalks: Raj Setty: Lead  
 QuickTalks: Raj Setty: Learn  
 QuickTalks: Raj Setty: Leave a Lasting Impression  
 QuickTalks: Raj Setty: Leverage  
 QuickTalks: Raj Setty: Likeability  
 QuickTalks: Raj Setty: Listen  
 QuickTalks: Raj Setty: Look  
 QuickTalks: Raj Setty: Love  
 QuickTalks: Rita Bailey: Lighten Up! It's Not That Serious  
 QuickTalks: Roosevelt Thomas: Complexity and Diversity  
 QuickTalks: Roosevelt Thomas: Do Differences Matter?  
 QuickTalks: Roosevelt Thomas: Five Tips for Launching Strategic Diversity Management  
 QuickTalks: Roosevelt Thomas: Redefining Diversity  
 QuickTalks: Roosevelt Thomas: Requirements-Driven Strategic Diversity Management  
 QuickTalks: Roosevelt Thomas: Social Diversity  
 QuickTalks: Roosevelt Thomas: Strategic Diversity Management  
 QuickTalks: Roosevelt Thomas: The Reality of Diversity Tension  
 QuickTalks: Tim Sanders: Email Management Rule #4: Save Your Life Every Month  
 QuickTalks: Tim Sanders: Email Management Rule #6: File Like a Fanatic  
 QuickTalks: Tim Sanders: Compassion in Leadership  
 QuickTalks: Tim Sanders: Email Management Rule #11: Don't Forget to Take it With You  
 QuickTalks: Tim Sanders: Email Management Rule #2: Download Your Emails  
 QuickTalks: Tim Sanders: Emotional Intelligence  
 QuickTalks: Tim Sanders: Fifty Going on five  
 QuickTalks: Tim Sanders: Innovation Means Execution  
 QuickTalks: Tim Sanders: Manage Expectations  
 QuickTalks: Tim Sanders: Multiply Value by Giving Away Intangibles  
 QuickTalks: Tim Sanders: Readers are Leaders  
 QuickTalks: Tim Sanders: Selling with Significance  
 QuickTalks: Tim Sanders: The End of Suffering as a Mission Statement  
 QuickTalks: Tim Sanders: The Importance of Your Employer Brand  
 QuickTalks: Tom Kelley: Building an Idea-Friendly Culture  
 QuickTalks: Tom Kelley: Designing Customer Experiences  
 QuickTalks: Tom Kelley: How Space Affects a Culture of Innovation  
 QuickTalks: Tom Kelley: Innovating Services  
 QuickTalks: Tom Kelley: Innovation Hurdles

Calculating Governance Ratings  
 QuickTalks: Tom Kelley: Nurturing Innovation Personas on Your Team  
 QuickTalks: Tom Kelley: The Director – Being an Innovation Leader  
 QuickTalks: Tony Schwartz: Changing Behavior through Rituals  
 QuickTalks: Tony Schwartz: Cultivating Realistic Optimism  
 QuickTalks: Tony Schwartz: Giving the Most to Your People  
 QuickTalks: Tony Schwartz: Manage Energy not Time  
 QuickTalks: Tony Schwartz: Overcoming Immunity to Change  
 QuickTalks: Tony Schwartz: Passion and Productivity  
 QuickTalks: Tony Schwartz: Power of Renewal and Recovery  
 QuickTalks: Tony Schwartz: The Myth of Multitasking  
 Its a Wonderful Life: Leading Through Service  
 Case Study: Hewlett-Packard  
 QuickTalks: Tony Schwartz: The Real Value Proposition  
 QuickTalks: Tony Schwartz: The Scourge of Facetime  
 Re-Imagine Customer Service and Talent: The Container Store  
 Re-Imagine Technology and the Customer: The Ellie Mae Story  
 Re-Imagine the Customer Experience: Jordan's Furniture  
 Reaching Our Fullest Potential: Enabling Our Differences to Become Our Strengths  
 Red Flags in Governance  
 Reducing Compliance Costs  
 Risk Assessment Frameworks  
 Risk Identification Methodologies  
 Its Show Time!  
 Case Study: The Dow Chemical Company  
 Road Maps: Creating Effective Written Action Plans  
 Sales Essentials 1: Selling With Passion  
 Sales Essentials 2: Selling By The Numbers  
 Sales Essentials 3: The Big Finish: Overcoming Objections and Closing The Sale  
 Sales Excellence 2007: Strategies for Creating Extraordinary Results  
 Section 409 Compliance  
 Self-Organizing Systems: Creating the Capacity for Continuous Change  
 SELL! 25 Essentials on Selling  
 Senge on Change and Learning  
 Keep Up The Good Work: Motivating Employees  
 Senge on Leadership  
 Service Heroes: Customer Service Turnaround  
 Simplified Strategic Planning  
 Since Strangling Still Isn't an Option  
 Six Steps to Greatness: Customer Service Agenda  
 SOX Lessons Learned  
 Still Talkin' Diversity  
 Strategic Risk and Growth Opportunities  
 Strategic Thinking: The ASK Protocol  
 Keeping Good People  
 CATS: The Nine Lives of Innovation  
 Strategy and Double-Digit Growth  
 Stressbusters



Superstitious Learning: Breaking a Vicious Cycle in Organizational Life  
 TALENT! How to Win the Great War for Talent  
 Team Speak: How To Ask Positive Questions  
 Teams That Work  
 The Arc of Success: A Company Thrives by Reaching Beyond Its Own Boundaries  
 The Fully Engaged Leader - Managing Energy (Not Time) to Maximize Performance  
 The Inner Game of Work: Learning How to Change  
 The Potential of Talking and the Challenge of Listening  
 Keeping Your Life in Balance: How to Connect a Disconnected Life  
 The Traits of Authentic Leadership: How Stewardship Drives Growth  
 TLC's 2007 Annual Briefing for Administrative Professionals  
 Touch the Top: Vision, Adversity and Leadership  
 Transformational Change and Innovation  
 Transition and Recovery from Change  
 Tribal Warfare  
 True North: Discover Your Authentic Leadership  
 Turning Work Assignments into WOW Projects  
 CEO Exchange QuickTalks: Arthur Ryan: The Importance of Growth  
 Twelve Angry Men: Teams That Don't Quit  
 What It Really Takes To Be A World Class Company  
 Leaders as Mentors  
 CEO Exchange QuickTalks: Arthur Ryan: Community Partnerships  
 Whoopee Another Meeting  
 With All Due Respect: Promoting a Respectful Workplace  
 Work Teams and the Wizard of Oz  
 Leaders At All Levels 3: Becoming a Thinking Organization  
 CEO Exchange QuickTalks: Bob Nardelli: Corporate Governance  
 Leaders At All Levels 4: Optimal Decision Making Tools  
 CEO Exchange QuickTalks: Bob Nardelli: Envisioning Your Future  
 You Call That Respect?  
 Leaders At All Levels 2: Readiness In Action  
 CEO Exchange QuickTalks: Bob Nardelli: Expanding The Core Business  
 Leaders At All Levels 1: The Readiness Factor  
 CEO Exchange QuickTalks: Bob Nardelli: Preconceived Notions  
 Leaders Do Outrageous Things  
 CEO Exchange QuickTalks: Chuck Lee: Downsizing  
 Leaders Teaching Leaders: Accelerating the Leadership Pipeline  
 CEO Exchange QuickTalks: Chuck Lee: Lifetime Learning  
 Leading a Diverse Workforce  
 CEO Exchange QuickTalks: Chuck Lee: Taking Risks  
 Leading Through Influence  
 CEO Exchange QuickTalks: Donald Carty: Strategic Balance  
 Lets Talk Diversity  
 Listening Between the Lines  
 CEO Exchange QuickTalks: James Dimon: Getting Fired  
 Loud and Clear: How to Prepare and Deliver Effective Business and Technical Presentations  
 The Strategy Paradox  
 Excellence, Execution and Change: Continuing the Search

Strategy and Messaging: Making Your Ideas Stick  
 CEO Exchange QuickTalks: James Dimon: Preparing for Tough Times  
 Managing Organizational Change: What Works, What Doesn't, and Why  
 CEO Exchange QuickTalks: Jim Keyes: Adding Value  
 Managing Personal Change: If Life Is a Game, These Are the Rules  
 Mars and Venus in the Workplace  
 CEO Exchange QuickTalks: Jim Keyes: Attracting New Employees  
 Navigating Personal and Organizational Change: Up the Creek with a Paddle and a Motor  
 CEO Exchange QuickTalks: Jim Keyes: Using Technology  
 Not Another Meeting!  
 Office Ergonomics  
 OSHA Recordkeeping  
 CEO Exchange QuickTalks: Michael Eskew: Delegation  
 Own It! Take Ownership of Your Job  
 CEO Exchange QuickTalks: Michael Eskew: Expanding Business  
 Passionate Leadership: The Future is Now!  
 CEO Exchange QuickTalks: Michael Eskew: Making the Best Decisions for Shareowners  
 Power Tools for Women: Plugging Into the Essential Skills for Work and Life  
 Bridging the Distance: Virtual Teams on the Road to Results  
 Project Management  
 CEO Exchange QuickTalks: Raymond Gilmartin & James Dimon: Building a Diverse Work Environment  
 Sales Essentials 2: Selling By The Numbers  
 CEO Exchange QuickTalks: Raymond Gilmartin: Corporate Responsibility  
 Sales Essentials 1: Selling With Passion  
 CEO Exchange QuickTalks: Raymond Gilmartin: Luck  
 Service Heroes: Customer Service Turnaround  
 Sexual Harassment: New Roles, New Rules  
 Side by Side Leadership  
 CEO Exchange QuickTalks: Raymond Gilmartin: Mentoring  
 Simplified Strategic Planning  
 CEO Exchange QuickTalks: Raymond Gilmartin: Ruffling Feathers  
 Since Strangling Still Isn't an Option  
 CEO Exchange QuickTalks: Raymond Gilmartin: Shaping Public Policy  
 Six Steps to Greatness: Customer Service Agenda  
 Spill Cleanup in the Workplace  
 CEO Exchange QuickTalks: Raymond Gilmartin: The Motivation of Leadership  
 Still Talkin Diversity  
 CEO Exchange QuickTalks: Raymond Gilmartin: The Value of Feedback  
 Strategic Thinking: The ASK Protocol  
 Stress Mastery  
 CEO Exchange QuickTalks: Bill Marriott & Robert Johnson: New Markets for Hotels  
 Stressbusters  
 Team Building: What Makes a Good Team Player  
 Team Problem Solving  
 Art of Consent Building, The  
 CEO Exchange QuickTalks: Bill Marriott: Attracting Top Talent  
 Sales Essentials 3: The Big Finish: Overcoming Objections and Closing The Sale  
 Calming Upset Customers

10 Rules for Strategic Innovators - From Idea to Execution  
 CEO Exchange QuickTalks: Bill Marriott: Innovation  
 Green Technique: Carpal Tunnel Quick Fix  
 Leadership Secrets of Colin Powell  
 CATS: The Nine Lives of Innovation  
 A New Vision for an Interdependent Planet  
 CEO Exchange QuickTalks: Bill Marriott: Investing in New Ideas  
 New Sexual Harassment Quiz  
 Passion Plan: Putting Your Passion to Work  
 Power of Future Conversation, The  
 Changing the Organizational Culture  
 Power of One, The  
 Value Effect, The  
 CEO Exchange QuickTalks: Bill Marriott: Staying Close to the Customer  
 CEO Exchange QuickTalks: Bill Marriott: Taking Care of Your Employees  
 Tribal Warfare  
 CEO Exchange QuickTalks: Bill Marriott: Weathering adversity  
 Twelve Angry Men: Teams That Dont Quit  
 Understanding Hazardous Materials Labeling  
 Unspoken Messages  
 CEO Exchange QuickTalks: Blake Nordstrom: Being Competitive Through Technology  
 What It Really Takes To Be A World Class Company  
 CEO Exchange QuickTalks: Blake Nordstrom: Corporate Responsibility  
 Whoopee Another Meeting  
 Books24x7 Referenceware  
 Collaborative Leadership  
 Working in Confined Spaces  
 Working PeopleSmart  
 Strategic Planning in Government  
 Core of Great Leadership  
 CEO Exchange QuickTalks: Blake Nordstrom: Customer Service Online  
 Coaching for Leadership  
 Computer Workstation Safety  
 A Policy is Not Enough: Leading a Respectful Workplace  
 Invisible Rules: Men, Women and Teams  
 Conflict: The Rules of Engagement  
 Blame Game, The  
 Gift of Learning, The  
 Yes, But . . .  
 Creating a People-Centered Organization  
 A Managers Guide to Preventing Sexual Harassment  
 Active Compliance Frameworks  
 CEO Exchange QuickTalks: Blake Nordstrom: Growth  
 Strategy and Double-Digit Growth  
 Managers as Mentors  
 Blood Borne Pathogens in Healthcare Facilities  
 Right to Know: Healthcare Facilities  
 Creating World Class Customer Service

TLCs 2005 Annual Administrative Professionals Briefing: Shaping the Future  
 CEO Exchange QuickTalks: Blake Nordstrom: Hiring the Right People  
 The Potential of Talking and the Challenge of Listening  
 CEO Exchange QuickTalks: Blake Nordstrom:irate Customers  
 Senge on Change and Learning  
 CEO Exchange QuickTalks: Blake Nordstrom: Learning from Selling Shoes  
 Self-Organizing Systems: Creating the Capacity for Continuous Change  
 CEO Exchange QuickTalks: Blake Nordstrom: Putting the Customer First  
 Work Teams and the Wizard of Oz  
 Personal Efficiency Program  
 CEO Exchange QuickTalks: Bob Wright: Hiring  
 Team Speak: How To Ask Positive Questions  
 CEO Exchange QuickTalks: Bob Wright: Strategy  
 Reaching Our Fullest Potential: Enabling Our Differences to Become Our Strengths  
 Respiratory Protection and Safety  
 Microsoft Access XP Level 1  
 Microsoft Outlook XP Level 1  
 Microsoft Outlook XP Level 2  
 CEO Exchange QuickTalks: Bob Wright: Using the Internet  
 SELL! 25 Essentials on Selling  
 CEO Exchange QuickTalks: Bud Selig: Being a Team Player  
 TALENT! How to Win the Great War for Talent  
 Developing Positive Assertiveness  
 Leveraging the Spotlight of Leadership  
 CEO Exchange QuickTalks: Bud Selig: Changing Baseball  
 Senge on Leadership  
 CEO Exchange QuickTalks: Bud Selig: Collective Bargaining  
 Five Practices of Exemplary Leadership  
 New Strategies on Leadership and Employee Engagement  
 CEO Exchange QuickTalks: Bud Selig: Decision-Making  
 Leadership and Teams  
 CEO Exchange QuickTalks: Bud Selig: Facing Adversity  
 QuickTalks: Marshall Goldsmith: Becoming an Effective Delegator  
 CEO Exchange QuickTalks: Bud Selig: Influencing Peers  
 QuickTalks: Marshall Goldsmith: 6 Question Approach to Coaching  
 CEO Exchange QuickTalks: Chuck Lee: Facing the 9/11 Crisis  
 QuickTalks: Marshall Goldsmith: Providing Positive Recognition  
 CEO Exchange QuickTalks: Chuck Lee: Change in the Telecommunications Industry  
 QuickTalks: Marshall Goldsmith: Avoiding Favoritism  
 CEO Exchange QuickTalks: Chuck Lee: Lessons Learned from Tragedy  
 QuickTalks: Marshall Goldsmith: Avoiding Destructive Comments  
 CEO Exchange QuickTalks: David Stern: Connecting with the Customer  
 QuickTalks: Marshall Goldsmith: Stop Adding too Much Value  
 CEO Exchange QuickTalks: David Stern: Marketing to Women  
 QuickTalks: Marshall Goldsmith: Gender Differences in Leadership Feedback  
 CEO Exchange QuickTalks: David Stern: Recruiting  
 QuickTalks: Marshall Goldsmith: Its a New Me  
 CEO Exchange QuickTalks: Donald Carty: Critical Challenges

QuickTalks: Marshall Goldsmith: Leave it at the stream  
 CEO Exchange QuickTalks: Doug Morris: Adversity  
 QuickTalks: Marshall Goldsmith: The Other Boat  
 CEO Exchange QuickTalks: Doug Morris: Internet Competition  
 QuickTalks: Marshall Goldsmith: Its Not About the Coach  
 CEO Exchange QuickTalks: Doug Morris: Social Responsibility  
 QuickTalks: Marshall Goldsmith: Focus on the Mission  
 CEO Exchange QuickTalks: Ed Liddy: Changing Employees to Independent Entrepreneurs  
 QuickTalks: Marshall Goldsmith: All I Need is Yes or No  
 CEO Exchange QuickTalks: Ed Liddy: Decision Making  
 QuickTalks: Marshall Goldsmith: To Help Others Start with Yourself  
 CEO Exchange QuickTalks: Ed Liddy: Going Global  
 QuickTalks: Marshall Goldsmith: The Best Coaching Advice  
 Driving Safety  
 Assessing Compliance Programs  
 CEO Exchange QuickTalks: Ed Liddy: Innovation  
 QuickTalks: Marshall Goldsmith: Building Teams without Wasting Time  
 CEO Exchange QuickTalks: Ed Liddy: Risk Assessment  
 QuickTalks: Michael Treacy: Driving Customer Value  
 CEO Exchange QuickTalks: Ed Liddy: Talent Management  
 QuickTalks: Michael Treacy: Why Is This Company Losing Business?  
 CEO Exchange QuickTalks: Ed Liddy: The Importance of Listening  
 QuickTalks: Michael Treacy: Successful Cross-Selling  
 CEO Exchange QuickTalks: Ed Liddy: The Role of the CEO  
 QuickTalks: Michael Treacy: Outsourcing and Offshoring  
 CEO Exchange QuickTalks: Ed Zander: Changing Technology  
 QuickTalks: Michael Treacy: Fundamentals of Company Performance  
 CEO Exchange QuickTalks: Ed Zander: Global Challenges  
 QuickTalks: Michael Treacy: Is Customer Value Accelerating in Your Market?  
 CEO Exchange QuickTalks: Ed Zander: Innovation  
 QuickTalks: Michael Treacy: Measuring and Managing Growth In Revenue Statements  
 CEO Exchange QuickTalks: Ed Zander: On Becoming a CEO  
 QuickTalks: Michael Treacy: Whats Wrong with Product Innovation?  
 CEO Exchange QuickTalks: Ed Zander: Open Communication  
 QuickTalks: Michael Treacy: Three Generations of Product Innovation  
 Dynamic Leadership for the 21st Century  
 CEO Exchange QuickTalks: Ed Zander: Privacy  
 QuickTalks: Michael Treacy: The Challenge in Pharmaceuticals  
 The 8th Habit  
 2004 Annual Briefing Opening Segment  
 CEO Exchange QuickTalks: Ed Zander: The Importance of Communication  
 The Inner Game of Work: Learning How to Change  
 CEO Exchange QuickTalks: Ed Zander: The Importance of Your Team  
 Leveraging Successful Change Efforts: Moving System Dynamics from the Bedroom to the Dining Room and Kitchen  
 The Power of Listening  
 Mining Group Gold  
 How to Handle a Sexual Harassment Investigation

Preventing Sexual Harassment...for Employees  
 Preventing Sexual Harassment...for Managers and Supervisors  
 CEO Exchange QuickTalks: Fred Hassan: Acquisitions  
 Birth of the Chaordic Century  
 QuickTalks: Jim Kouzes: Display a Shared Vision  
 CEO Exchange QuickTalks: Fred Hassan: Emerging Markets  
 QuickTalks: Pat Lencioni: Humility vs. Publicity Paradox  
 E-Government Strategies  
 CEO Exchange QuickTalks: Fred Hassan: Ethical Behavior  
 QuickTalks: Pat Lencioni: Communicating During Times of Change  
 CEO Exchange QuickTalks: Fred Hassan: Managing Change  
 QuickTalks: Pat Lencioni: Holding People Accountable  
 CEO Exchange QuickTalks: Fred Hassan: Product Development  
 QuickTalks: Pat Lencioni: Why People and Organizations Struggle with Change  
 CEO Exchange QuickTalks: Fred Hassan: Sending a Message During Times of Change  
 QuickTalks: Pat Lencioni: Praise and Criticize Publicly  
 CEO Exchange QuickTalks: Fred Hassan: Taking on Challenges  
 QuickTalks: Pat Lencioni on Four Types of Effective Meetings  
 WiFi: The Why and the How  
 Electrical Safety  
 Teamwork in Crisis: The Miracle of Flight 232  
 CEO Exchange QuickTalks: Gary Kelly: Managing Costs  
 Generation Why?  
 Doing What Matters: Strategic Decision Making  
 Managed Competition and Entrepreneurial Government  
 Fire Prevention and Safety in Healthcare Facilities  
 Manager as Innovator: Strategies for Creating Innovation-Driven Growth  
 CEO Exchange QuickTalks: Gary Kelly: Surviving Bad Times  
 QuickTalks: Laree Kiely: Aligning Decisions  
 CEO Exchange QuickTalks: Gerard Kleisterlee: Downsizing  
 QuickTalks: Laree Kiely: Who is a Leader?  
 CEO Exchange QuickTalks: Gerard Kleisterlee: Emerging Markets  
 QuickTalks: Laree Kiely: Horizontal Decisions  
 QuickTalks: John Gray: Appreciation vs. Autonomy  
 CEO Exchange QuickTalks: Gerard Kleisterlee: Keeping It Simple  
 QuickTalks: Mary LoVerde: Find Your Passion  
 CEO Exchange QuickTalks: Gerard Kleisterlee: Managing a Global Workforce  
 QuickTalks: Mary LoVerde: Rituals  
 CEO Exchange QuickTalks: Gerard Kleisterlee: Outsourcing  
 QuickTalks: Mary LoVerde: Connection Creates Balance  
 Leadership for Change: Creating Winning Streaks  
 QuickTalks: John Gray: Men Dont Listen  
 QuickTalks: John Gray: Mr FixIt  
 QuickTalks: John Gray: Men Go to Their Caves  
 QuickTalks: John Gray: Sharing and Grumbling  
 2004 Briefing: Ann Richards Opening Remarks  
 QuickTalks: Erin Brockovich on Adversity  
 CEO Exchange QuickTalks: Gerard Kleisterlee: Reorganization

Re-Imagine Technology and the Customer: The Ellie Mae Story  
 CEO Exchange QuickTalks: Gerard Kleisterlee: The Qualities of a Leader  
 Dealing With Change: The TNT Story  
 QuickTalks: Marcus Buckingham: 3 Elements of Productive Teams  
 QuickTalks: Marcus Buckingham: Leaders provide clear answers  
 QuickTalks: Marcus Buckingham: Know strengths  
 QuickTalks: Marcus Buckingham: Take time for success  
 QuickTalks: Marcus Buckingham: Turn talent into performance  
 Excellence in Supervision  
 QuickTalks: Loretta LaRoche: Knowing your committee  
 CEO Exchange QuickTalks: Jim Donald: Corporate Culture  
 Leadership, Authenticity and Likeability  
 Leadership: Whats Trust Got to Do with It?  
 Ethical Situations to Consider  
 CEO Exchange QuickTalks: Jim Donald: Corporate Responsibility  
 Re-Imagine the Customer Experience: Jordans Furniture  
 CEO Exchange QuickTalks: Jim Donald: Expansion  
 Character in Action: The United States Coast Guard on Leadership  
 CEO Exchange QuickTalks: Jim Donald: Growth  
 Communicating in a Diverse World  
 Delegating for Diehards  
 Eye Safety  
 Leaders of Character: Leadership The West Point Way  
 CEO Exchange QuickTalks: Jim Donald: How Starbucks Got into the Music Business  
 OXO Good Grips: Think Differently  
 CEO Exchange QuickTalks: Jim Donald: Taking the Starbucks Culture International  
 Re-Imagine Customer Service and Talent: The Container Store  
 CEO Exchange QuickTalks: Jim Keyes: Employees as Your Competitive Advantage  
 Turning Work Assignments into WOW Projects  
 CEO Exchange QuickTalks: Ken Lewis: Mergers and Acquisitions  
 One on One with Dennis Meadows: Growth on a Finite Planet  
 Patterns: Responding to Sexual Harassment  
  
 TLCs 2006 Annual Briefing for Administrative Professionals Fast Forward: Managing Change  
 & Creating Opportunities for Success  
 CEO Exchange QuickTalks: Ken Lewis: Outsourcing  
 QuickTalks: Public Speaking: Establish Your Objectives  
 Service First: Teamwork Development  
 Benefits of Continuous Monitoring Solutions  
 Service First: Your Key to Customer Satisfaction  
 Re-Imagine: Leading Change and Driving Innovation  
 CEO Exchange QuickTalks: Robert Eckert: Managing Brands  
 QuickTalks: John Tschohl: Service Strategy  
 Feedback Is a Gift  
 CEO Exchange QuickTalks: Robert Eckert: Talent Management  
 QuickTalks: John Tschohl: Customer Service Role Models  
 CEO Exchange QuickTalks: Robert Johnson: Diversity At the Top  
 QuickTalks: John Tschohl: Empowerment  
 CEO Exchange QuickTalks: Robert Johnson: Encouraging Diversity

QuickTalks: John Tschohl: Handlingirate Customers  
 CEO Exchange QuickTalks: Robert Johnson: Growing a Business  
 QuickTalks: John Tschohl: Hiring and Keeping the Right people  
 CEO Exchange QuickTalks: Robert Johnson: Lessons Learned  
 QuickTalks: John Tschohl: Service Recovery  
 CEO Exchange QuickTalks: Robert Kotick: Corporate Culture  
 QuickTalks: John Tschohl: Building a Customer-Driven Workforce  
 QuickTalks: Stephen Covey: Goal – A Soccer Story  
 QuickTalks: Stephen Covey: Helping Others Find Their Voice  
 QuickTalks: Jim Kouzes: Leadership Foundations  
 QuickTalks: Clayton Christensen: The Problem with Outsourcing  
 QuickTalks: Clayton Christensen: How PCs killed mini-computers  
 QuickTalks: Clayton Christensen: Disruptive Innovators  
 QuickTalks: Clayton Christensen: Kill the Parent  
 QuickTalks: Clayton Christensen: Simple and Affordable  
 Resonant Leadership: Connecting Leadership with Emotional Intelligence  
 QuickTalks: Jay Conger: Spotlight of Leadership  
 QuickTalks: Jay Conger: The spotlight can backfire  
 QuickTalks: Jay Conger: The importance of stories  
 QuickTalks: Jay Conger: Role modeling to convey essential activities  
 QuickTalks: Jay Conger: Constructing compelling stories  
 CEO Exchange QuickTalks: Robert Kotick: Research  
 QuickTalks: Belle Halpern: Leadership Presence  
 CEO Exchange QuickTalks: Robert Kotick: Rewarding Talent  
 QuickTalks: Belle Halpern: 1. Getting Present  
 CEO Exchange QuickTalks: Robert Kotick: Seizing Opportunities  
 QuickTalks: Belle Halpern: 2. Reaching Out  
 CEO Exchange QuickTalks: Tom Ryan: Being Ambitious  
 QuickTalks: Belle Halpern: 3. Being Expressive  
 CEO Exchange QuickTalks: Tom Ryan: Competitive Advantage  
 QuickTalks: Belle Halpern: 4. Self Knowing  
 Fire Prevention and Safety in Industrial Settings  
 CEO Exchange QuickTalks: Tom Ryan: Focusing on Customer Service  
 QuickTalks: Tim Sanders: Multiply Value by Giving Away Intangibles  
 CEO Exchange QuickTalks: Tom Ryan: Helping Senior Customers  
 QuickTalks: Tim Sanders: Innovation means Execution  
 CEO Exchange QuickTalks: Tom Ryan: The Importance of Good Service  
 QuickTalks: Tim Sanders: Leaders are Readers  
 CEO Exchange QuickTalks: William Greehey: A Respectful Workplace  
 QuickTalks: Tim Sanders: Compassion in Leadership  
 CEO Exchange QuickTalks: William Greehey: Emergency Planning  
 QuickTalks: Tim Sanders: The Importance of Your Employer Brand  
 CEO Exchange QuickTalks: William Greehey: Putting Employees First  
 QuickTalks: Tim Sanders: Emotional Intelligence  
 Changing the Organizational Culture  
 QuickTalks: Tim Sanders: Fifty going on five  
 Character in Action: The United States Coast Guard on Leadership  
 QuickTalks: Tim Sanders: Selling with significance



Coaching and Counseling: Maximizing Opportunities  
 QuickTalks: Tim Sanders: The End of Suffering As a Mission Statement  
 Fire Prevention and Safety in the Office  
 Coaching for Leadership  
 Coaching for Success: How Successful People Get Even Better  
 QuickTalks: Public Speaking: Establishing the main ideas  
 Compliance Skills Gaps  
 QuickTalks: Public Speaking: Eliminating ums and ahs  
 Conflict Resolution: The Skill that Makes the Difference  
 QuickTalks: Public Speaking: Using your hands  
 Creating a People-Centered Organization  
 QuickTalks: Public Speaking: Dynamic openings  
 Creating World Class Customer Service  
 QuickTalks: Public Speaking: Powerful closings  
 Customer Service Excellence 2006: Service is Your Brand  
 QuickTalks: Public Speaking: Words vs. voice vs. body language  
 Dealing With Change: The TNT Story  
 QuickTalks: Public Speaking: The Six-Pack Rule for visuals  
 QuickTalks: Leadership Secrets of Colin Powell: Why follow?  
 QuickTalks: Leadership Secrets of Colin Powell: The Powell Doctrine  
 QuickTalks: Leadership Secrets of Colin Powell: Take the initiative where you are  
 QuickTalks: Leadership Secrets of Colin Powell: Doing more with less; an airline example  
 QuickTalks: Leadership Secrets of Colin Powell: We have to change everything  
 QuickTalks: Leadership Secrets of Colin Powell: On pissing people off  
 QuickTalks: Leadership Secrets of Colin Powell: On recruiting and dealing with people  
 QuickTalks: Leadership Secrets of Colin Powell: Never neglect details  
 QuickTalks: Leadership Secrets of Colin Powell: Optimism is a force multiplier  
 QuickTalks: Leadership Secrets of Colin Powell: Have fun in your command  
 QuickTalks: John Gray: Listen  
 2005 Administrative Briefing Opening Segment  
 Declaration of Interdependence: Forging a Sustainable Future Together  
 QuickTalks: Tony Schwartz: Manage Energy not Time  
 Different Like You: Appreciating Diversity in the 21st Century  
 QuickTalks: Tony Schwartz: Power of Renewal and Recovery  
 Driving Innovation  
 QuickTalks: Tony Schwartz: Giving the most to your people  
 Dynamic Leadership for the 21st Century  
 QuickTalks: Tony Schwartz: Changing Behavior through Rituals  
 Email Etiquette Series  
 QuickTalks: Tony Schwartz: The Real Value Proposition  
 Enterprise Control Levels  
 QuickTalks: Tony Schwartz: Overcoming Immunity to Change  
 Executive Intelligence: The Cognitive Skills Necessary In Order to Excel in Senior Management Positions  
 QuickTalks: Tony Schwartz: Cultivating Realistic Optimism  
 FDIC Demo file  
 QuickTalks: Tony Schwartz: The Myth of Multi-tasking  
 Fitness and Wellness

Feedback Is a Gift  
 QuickTalks: Tony Schwartz: Passion and Productivity  
 Five Phases of a Quality Assessment Review  
 QuickTalks: Tony Schwartz: The Scourge of Facetime  
 QuickTalks: Tom Peters: Four Things I've Learned  
 QuickTalks: Tom Peters: Be Different 1  
 QuickTalks: Tom Peters: Be Different 2  
 QuickTalks: Tom Peters: Duh 1  
 QuickTalks: Tom Peters: Duh 2  
 QuickTalks: Tom Peters: Leadership Rules 1  
 QuickTalks: Tom Peters: Leadership Rules 2  
 QuickTalks: Tom Peters: Leadership Rules 3  
 QuickTalks: Tom Peters: Go up the value-added chain  
 Getting Things Done: The 5 Phases of Mastering Workflow  
 Five Practices of Exemplary Leadership  
 QuickTalks: David Bennell: Corporate Sustainability Overview  
 From Mechanistic to Social Systemic Thinking Case Studies  
 QuickTalks: David Bennell: Corporate Social Responsibility  
 Generation Why?  
 QuickTalks: David Bennell: Environmental Sustainability  
 Give 'em the Pickle!  
 QuickTalks: David Bennell: Voice of the Stakeholder  
 Green Technique: Carpal Tunnel Quick Fix  
 Growth and Renewal: The 10 Faces of Innovation  
 High Performance Management  
 How Do You Put a Giraffe Into a Refrigerator?  
 Implementing CobiT  
 Implode! Building Communication, Trust and Teamwork  
 It's a Wonderful Life: Leading Through Service  
 Peter Cohan on Strategic Decision-Making  
 It's Show Time!  
 Keep Up The Good Work: Motivating Employees  
 Keeping Your Life in Balance: How to Connect a Disconnected Life  
 Leaders as Mentors  
 Leaders At All Levels 1: The Readiness Factor  
 Leaders At All Levels 2: Readiness In Action  
 Leaders At All Levels 3: Becoming a Thinking Organization  
 Leaders At All Levels 4: Optimal Decision Making Tools  
 QuickTalks: Kanter: Winning Begats Winning  
 QuickTalks: Kanter: Winning is Boring  
 QuickTalks: Kanter: Respect and Collaboration  
 QuickTalks: Kanter: Losers are Passive  
 QuickTalks: Kanter: Winning Means Collaboration  
 QuickTalks: Kanter: Winning Means Taking Initiatives  
 QuickTalks: Kanter: Put it all together  
 Best Practice XBRL  
 Leaders Do Outrageous Things  
 Leaders Teaching Leaders: Accelerating the Leadership Pipeline

Leadership and Teams  
 Leadership, Authenticity and Likeability  
 Leadership, Silos and Politics  
 Leading a Diverse Workforce  
 Give em the Pickle!  
 Leading and Managing at a Higher Level  
 Leading Change  
 Leading in a Complex World  
 Leading Through Influence  
 Let's Talk Diversity  
  
 Leveraging Successful Change Efforts: Moving System Dynamics from the Bedroom to the Dining Room and Kitchen  
 Light The Fire: Leveraging Appraisals for Maximum Performance  
 Loud and Clear: How to Prepare and Deliver Effective Business and Technical Presentations  
 Managing High-Risk Situations  
 Giving and Receiving Feedback  
 Managing Organizational Change: What Works, What Doesn't, and Why  
 Managing Personal Change: If Life Is a Game, These Are the Rules  
 Master the Message: Communicating for Success  
 MBA QuickTalks: A Look Ahead  
 MBA QuickTalks: A Manager's-Eye View of Rules and Regulations  
 MBA QuickTalks: All That Matters...Economic Value Added  
 MBA QuickTalks: Apollo Coaching Review  
 Goals and Goal Setting  
 MBA QuickTalks: Be What You Can Be  
 Hand, Wrist and Finger Safety  
 MBA QuickTalks: Business Strategies for Sustainable Development  
 MBA QuickTalks: Can Cultures Really Blend?  
 MBA QuickTalks: Change vs. Transition  
 MBA QuickTalks: Communication During Organization Change  
 MBA QuickTalks: Components for Success  
 MBA QuickTalks: Creating Value - Buying High, Selling Low  
 Adversity Quotient at Work  
 MBA QuickTalks: Customer Loyalty Programs  
 MBA QuickTalks: Do This, Don't Do That  
 MBA QuickTalks: Effective Leadership  
 MBA QuickTalks: Ethics and Language  
 MBA QuickTalks: Everyday Leaders  
 Hearing Conservation and Safety  
 MBA QuickTalks: Find the Right People and Keep Them Engaged  
 MBA QuickTalks: Finders Keepers  
 MBA QuickTalks: Four Essential Skills for the 21st Century MBA  
 MBA QuickTalks: Globalization: Found in Translation  
 MBA QuickTalks: Globalization: Monopoly Money  
 MBA QuickTalks: Globalization: Strategy Goes Global  
 MBA QuickTalks: Go Team  
 MBA QuickTalks: Have You Reached the Boiling Point--But Don't Know It?  
 MBA QuickTalks: Human Capital Development

MBA QuickTalks: Just One Question  
 MBA QuickTalks: Keeping Your SOX On  
 MBA QuickTalks: Learn Your Lessons  
 MBA QuickTalks: Learning from Mistakes  
 MBA QuickTalks: Learning to be a Creative Problem Solver  
 MBA QuickTalks: Learning to Learn  
 MBA QuickTalks: Managing Disruption: The Rise of EnterTech  
 MBA QuickTalks: Managing Legal Risk  
 Best Practices in Compliance Management  
 MBA QuickTalks: Policy Constraints - The Silent Killer  
 MBA QuickTalks: Problem Solving Skills  
 MBA QuickTalks: Risky Business Prevention and Mitigation  
 MBA QuickTalks: Road Map for Success  
 MBA QuickTalks: Seeing the Big Picture in Product Development  
 MBA QuickTalks: Simple Solutions for Complex Regulations  
 MBA QuickTalks: Sleepwalking or Success?  
 MBA QuickTalks: Strategies for Competitive Advantage  
 MBA QuickTalks: Strategy Implementation  
 MBA QuickTalks: Taking Nothing for Granted  
 How Do You Put a Giraffe Into a Refrigerator?  
 MBA QuickTalks: Talkin' 'Bout My Generation  
 MBA QuickTalks: Teams: Building Strong Organizations  
 MBA QuickTalks: The Challenge Continues  
 MBA QuickTalks: The Challenge of Becoming a Strategic Partner  
 MBA QuickTalks: The Corporation as an Investment Vehicle  
 MBA QuickTalks: The Executioner's Song  
 MBA QuickTalks: The Human Elements of Change Management  
 MBA QuickTalks: The Right Direction  
 MBA QuickTalks: The Risks of Rewards  
 MBA QuickTalks: The Urge to Merge  
 MBA QuickTalks: Think ACORN  
 MBA QuickTalks: Think Globally, Act Locally  
 MBA QuickTalks: Transformational Change  
 MBA QuickTalks: Understanding the Implications  
 MBA QuickTalks: What Lies Ahead  
 MBA QuickTalks: Where to Look for Customer-Focused Growth  
 MBA QuickTalks: Why Follow the Herd?  
 MBA QuickTalks: Why Tech Takes the Edge  
 MBA QuickTalks: Workquake ... It's the "Intrapreneurs"!  
 Birth of the Chaordic Century  
 MBA QuickTalks: Workquake ... It's the Customers!  
 MBA QuickTalks: Workquake ... It's the Organization  
 Navigating Personal and Organizational Change: Up the Creek with a Paddle and a Motor  
 New Sexual Harassment Quiz  
 Not Another Meeting!  
 OfficeTeam: Office of the Future  
 One on One with Dennis Meadows: Growth on a Finite Planet  
 Operational Risk Models

Oracle Compliance Business

Own It! Take Ownership of Your Job

Implode! Building Communication, Trust and Teamwork

OXO Good Grips: Think Differently

Passionate Leadership: The Future is Now!

Peter Cohan on Strategic Decision-Making

Pit Crew Challenge: Driven To Perform

Power Tools for Women: Plugging Into the Essential Skills for Work and Life

QuickTalks: Charles Beckham: Importance of 'Folksonomy'

QuickTalks: Charles Beckham: The Perfect Storm

QuickTalks: Charles Beckham: Why the Internet Beats Your Intranet

QuickTalks: Elliot Masie: Fingertip Knowledge

QuickTalks: Elliott Masie: Four Generations, One Workplace

QuickTalks: Elliott Masie: Gaming, Simulation, and Virtualization

QuickTalks: Elliott Masie: Social Networks as a Learning Disruptor

Alliance Building: Valuing Trust as the Foundation of Change

QuickTalks: Fred Reichheld: Corporate Ethics: The Golden Rule of Growth

QuickTalks: Fred Reichheld: Customer Communities for Customer-Driven Innovation

QuickTalks: Fred Reichheld: Eliminating Bad Profits (the enemy of growth)

QuickTalks: Fred Reichheld: Leadership Strategies for Building Loyalty

Introduction to Business Communication 1: Communication Is Power

QuickTalks: Fred Reichheld: Learning from Customer Detractors

QuickTalks: Fred Reichheld: The Economics of Loyalty

QuickTalks: Fred Reichheld: Turning Customers into Loyal Promoters

QuickTalks: Fred Reichheld: Driving Growth with Net Promoter Score (NPS)

QuickTalks: Hector Torres: Leading Effective Organizational Change

QuickTalks: Hector Torres: Participative Management Strategies

QuickTalks: Hector Torres: Transformational Leadership for Change

QuickTalks: Justin Menkes: Developing Critical Mass of Talent

QuickTalks: Justin Menkes: Executive Intelligence: Accomplishing Tasks

QuickTalks: Justin Menkes: Executive Intelligence: Managing Yourself

Introduction to Business Communication 2: Planned Communication

QuickTalks: Justin Menkes: Executive Intelligence: Working With and Through Others

QuickTalks: Justin Menkes: What is Executive Intelligence?

QuickTalks: Lem Lasher: New Competitive Strategies

QuickTalks: Lem Lasher: Next Practices

QuickTalks: Lem Lasher: Open Innovation and Radical Transparency

QuickTalks: Lem Lasher: Resource Allocation to Fuel Innovation

QuickTalks: Linda Hill: Building and Leading Effective Teams

QuickTalks: Linda Hill: Developing Star Performers

QuickTalks: Linda Hill: Impact Management in Your First 90 Days

QuickTalks: Linda Hill: Leadership Tips for New Managers

Introduction to Business Communication 3: The Five Senses

QuickTalks: Linda Hill: The Role of Creativity and Diversity in Leadership

QuickTalks: Linda Hill: The Role of Power and Influence in Organizations

QuickTalks: Mark Goulston: Communication 101, 102, 103, and 104

QuickTalks: Mark Goulston: Cross-Cultural Communication Made Simple

QuickTalks: Mark Goulston: Do Take "No" for an Answer

QuickTalks: Mark Goulston: How to Get Buy-In

QuickTalks: Mark Goulston: How to Get People to Think Outside the Box

QuickTalks: Mark Goulston: How to Keep Your Company Lean and Clean

QuickTalks: Mark Goulston: The PEP CEO Challenge Part 1: Find Out What People Think About Your Company

QuickTalks: Mark Goulston: How to Earn Respect: Everyone Else's, and Your Own

Introduction to Business Communication 4: Presentations and Speeches, Part 1

QuickTalks: Mark Goulston: How to Get People to Do What You Want Them to Do

QuickTalks: Mark Goulston: The Respected Leader

QuickTalks: Michael Samuelson: The 12 Steps to Reaching the Summit

QuickTalks: Michael Samuelson: Why is Change Difficult?

QuickTalks: Oren Harari: Break From The Pack: Build a Defiant Pipeline

QuickTalks: Oren Harari: Break From The Pack: Curious, Cool, and Crazy

QuickTalks: Oren Harari: Break From The Pack: Develop a Higher Cause

QuickTalks: Oren Harari: Break From The Pack: Dominate or Leave

QuickTalks: Oren Harari: Break From The Pack: Leading the Pack

QuickTalks: Oren Harari: Break From The Pack: Take the Customer to an Impossible Place

Introduction to Business Communication 5: Presentations and Speeches, Part 2

QuickTalks: Oren Harari: Break From The Pack: What You Can Learn From Madonna and Willie Nelson

QuickTalks: Oren Harari: Break From The Pack: The Copycat Economy

QuickTalks: Rita Bailey: Creating a People-Centered Culture

QuickTalks: Rita Bailey: Leveraging Optimum People, Profit, and Opportunities

QuickTalks: Rita Bailey: The Ninth Freedom: Influencing for Legacy

QuickTalks: Scott Eblin: The Next Level: Pick Up a Big Footprint View, Let Go of a Small Footprint View

QuickTalks: Scott Eblin: The Next Level: Pick Up Accountability for Many Results, Let Go of Responsibility for Few Results

QuickTalks: Scott Eblin: The Next Level: Pick Up an Outside-In View, Let Go of an Inside-Out View

QuickTalks: Scott Eblin: The Next Level: Pick Up Confidence and Let Go of Doubt

QuickTalks: Scott Eblin: The Next Level: Pick Up Custom Fit Communications, Let Go of One Size Fits All Communications

Introduction to Business Communication 6: Group Dynamics

QuickTalks: Scott Eblin: The Next Level: Pick Up Defining What to Do, Let Go of Telling How to Do It

QuickTalks: Scott Eblin: The Next Level: Pick Up Looking Left and Right as You Lead, Let Go of Looking Up and Down as You Lead

QuickTalks: Scott Eblin: The Next Level: Pick Up Regular Renewal of Energy, Let Go of Running Flat Out

QuickTalks: Scott Eblin: The Next Level: Pick Up Team Reliance and Let Go of Self-Reliance

QuickTalks: Scott Eblin: The Next Level: What Insiders Know About Executive Success

QuickTalks: Tim Sanders: Email Management Bonus: Never Let an E-Base Die Without a Proper Funeral

QuickTalks: Tim Sanders: Email Management Rule #1: Location, Location, Location!

QuickTalks: Tim Sanders: Email Management Rule #10: Review Your Game Tapes

QuickTalks: Tim Sanders: Email Management Rule #3: Protect Your E-Base from Germs and Thieves

Introduction to Business Communication 7: Teamwork

QuickTalks: Tim Sanders: Email Management Rule #5: Mine Your Emails for Gold

QuickTalks: Tim Sanders: Email Management Rule #9: Don't Get Bit By a Spider

QuickTalks: Tim Sanders: Email Management: Rule #7: Drop a Few E-Pounds Every 90 Days

QuickTalks: Tim Sanders: Email Management Rule #12: Don't Make Business Personal

QuickTalks: Tim Sanders: Email Management Rule #8: Don't Let Your Email Make You Crazy

QuickTalks: Tim Sanders: Rules of Email Management Introduction

QuickTalks: Tony Gleeson: Deploy, Develop, and Connect

Introduction to Business Communication 8: Meetings

QuickTalks: Tony Gleeson: The Importance of Connection in Navigating Change

QuickTalks: Tony Rutigliano: A Secret to a Great Relationship

QuickTalks: Tony Rutigliano: Evidence-Based Sales Leadership

QuickTalks: Tony Rutigliano: The Secret to a Great Relationship (Business Version)

QuickTalks: ACU: Civil Rights Documentary

QuickTalks: ACU: Courts Role in Creating Law

QuickTalks: ACU: Law and Ethics

QuickTalks: ACU: Rights for Employees

QuickTalks: ACU: Sexual Harassment

QuickTalks: ACU: Torts and Civil Remedies

Introduction to Business Communication 9: Diversity

QuickTalks: Belle Halpern: 1. Getting Present

QuickTalks: Belle Halpern: 2. Reaching Out

QuickTalks: Belle Halpern: 3. Being Expressive

QuickTalks: Belle Halpern: 4. Self Knowing

QuickTalks: Belle Halpern: Leadership Presence

QuickTalks: Brian Tracy: Building Peak Performance Winning Teams

QuickTalks: Brian Tracy: Closing the Sale

QuickTalks: Brian Tracy: Customers for Life

QuickTalks: Brian Tracy: Effective Project Management

Introduction to Business Communication 10: Business Writing

AMA Annual Briefing for Administrative Professionals; Future Skills: What You Need to Succeed in 2003 and Beyond

QuickTalks: Brian Tracy: Identifying Needs and Presenting Solutions

QuickTalks: Brian Tracy: Negotiating Strategies and Tactics

QuickTalks: Brian Tracy: Overcoming Price Resistance

QuickTalks: Brian Tracy: Qualities of Top Salespeople

QuickTalks: Brian Tracy: Selling Consultatively

QuickTalks: Brian Tracy: Seven Secrets of Managerial Success

QuickTalks: Brian Tracy: The Formula for Strategic Planning

QuickTalks: Cohen: Creating Commitment to a Vision

QuickTalks: Cohen: How to Influence People You Don't Control

Introduction to Business Communication 11: Negotiation

QuickTalks: Cohen: Influence in Global Cross Functional Teams

QuickTalks: Cohen: Influencing Up

QuickTalks: Cohen: Overcoming Organizational Politics

QuickTalks: Cohen: Shared Leadership

QuickTalks: Cohen: The Art of Finding and Developing Your Allies

QuickTalks: Cohen: Ways People Lose Influence and Give Away Power

QuickTalks: David Allen: Email Sanity

QuickTalks: David Allen: Getting "In" to Zero

QuickTalks: David Allen: Mastering the Five Stages of Workflow

QuickTalks: David Allen: Priorities: Making Trusted Choices

Introduction to Business Communication 12: Managing Your Career

QuickTalks: David Allen: The Keys to Getting Things Done  
 QuickTalks: David Allen: The Secret to Personal Organization  
 QuickTalks: David Bennell: Corporate Social Responsibility  
 QuickTalks: David Bennell: Corporate Sustainability Overview  
 QuickTalks: David Bennell: Environmental Sustainability  
 QuickTalks: David Bennell: Voice of the Stakeholder  
 QuickTalks: Dick Heller: Bullwinkle School of Management  
 QuickTalks: Dick Heller: Full Extension  
 QuickTalks: Dick Heller: Leader As Coach  
 QuickTalks: Dick Heller: Leadership Legacy  
 QuickTalks: Dick Heller: Leading in Difficult Times  
 QuickTalks: Dick Heller: What You See Is What You Get  
 QuickTalks: Elliott Masie: Democratization of Content  
 QuickTalks: Email Etiquette 1: Don't Use Email to Deliver Bad News  
 QuickTalks: Email Etiquette 10: Don't Be Cryptic. Use Proper Grammar  
 QuickTalks: Email Etiquette 11: Don't Be So Heavy  
 QuickTalks: Email Etiquette 12: Live by the CLEAR system  
 QuickTalks: Email Etiquette 2: Don't copy over someone's head  
 QuickTalks: Email Etiquette 3: Stamp out reply to all  
 QuickTalks: Email Etiquette 4: Think before you forward  
 QuickTalks: Email Etiquette 5: Never pre-address an email  
 QuickTalks: Email Etiquette 6: Don't write emails at unprofessional hours  
 QuickTalks: Email Etiquette 7: Don't write War and Peace  
 QuickTalks: Email Etiquette 8: Break the thread with a phone call  
 QuickTalks: Email Etiquette 9: Don't send emails to someone you could hit with a rock  
 QuickTalks: Email Etiquette Bonus: Leave your Blackberry at your desk or in your car  
 QuickTalks: Email Etiquette: Introduction  
 QuickTalks: Fred Reichheld: Getting Past Satisfaction to Loyalty  
 QuickTalks: Govindarajan: Creativity and Execution  
 QuickTalks: Govindarajan: Disruptive Innovations  
 QuickTalks: Govindarajan: Globalization and Emerging Trends  
 QuickTalks: Govindarajan: Globalization and Technology  
 QuickTalks: Govindarajan: Organizational DNA for Strategic Innovation  
 QuickTalks: Govindarajan: Overview of the 10 Rules for Strategic Innovators  
 QuickTalks: Govindarajan: Strategic Innovation - A Conceptual Road Map  
 QuickTalks: Govindarajan: The Most Important Rule for Strategic Innovation  
 QuickTalks: Govindarajan: Why Strategic Innovators Need a Different Approach to Execution  
 QuickTalks: Jason Jennings: Art of Satisfying Customers  
 QuickTalks: Jason Jennings: Discovery 1, Culture  
 QuickTalks: Jason Jennings: Discovery 2, Letting Go  
 QuickTalks: Jason Jennings: Discovery 3, The Right Customers  
 QuickTalks: Jason Jennings: Good Managers and Great Managers  
 QuickTalks: Jason Jennings: Letting Go  
 QuickTalks: Jason Jennings: Motivating Your Team  
 QuickTalks: Jason Jennings: Rules for Making Fast Decisions  
 QuickTalks: Jason Jennings: Think and Act Like Owners  
 QuickTalks: Jason Jennings: Win-Win Solutions  
 QuickTalks: Jim Harris: Achieve Breakthrough Results



QuickTalks: Jim Harris: Execution: A Case Study  
 QuickTalks: Jim Harris: Five Principles of Employee Engagement  
 QuickTalks: Jim Harris: Instinctive Excellence at Work  
 QuickTalks: Jim Harris: Three Keys to Maximize Productivity  
 QuickTalks: John Kotter: Communicating a Vision for Change  
 QuickTalks: John Kotter: Dealing with Resistance to Change  
 QuickTalks: John Kotter: Leading Change - Establish a Sense of Urgency  
 QuickTalks: John Kotter: The Heart of Change  
 QuickTalks: John Kotter: The Impact of Change - The Human Side  
 QuickTalks: John Kotter: The Key Differences between Leading and Managing  
 QuickTalks: John Tschohl: Building a Customer-Driven Workforce  
 QuickTalks: John Tschohl: Customer Service Role Models  
 QuickTalks: John Tschohl: Empowerment  
 QuickTalks: John Tschohl: Handlingirate Customers  
 QuickTalks: John Tschohl: Hiring and Keeping the Right people  
 QuickTalks: John Tschohl: Service Recovery  
 QuickTalks: John Tschohl: Service Strategy  
 QuickTalks: Justin Menkes: Interviewing for Executive Intelligence  
 QuickTalks: Keith Yamashita: Act: The Creation of New Value  
 QuickTalks: Keith Yamashita: An Innovation and Change Mindset  
 QuickTalks: Keith Yamashita: Believe: The Fuel for the Journey  
 QuickTalks: Keith Yamashita: Fix the System, Not Just the Symptom  
 QuickTalks: Keith Yamashita: Focusing Only on the To-Do's Will Not Get You Results  
  
 TLCs 2004 Briefing for Administrative Professionals Management Skills for the Administrative Professional  
 Linux Kernel Compilation and System Startup  
 Linux Networking Services  
 Linux Hardware Configuration and System Maintenance  
 Security in the Linux Environment  
 Cisco IP Phones and CallManager Configuration  
 Configuring Cisco Access Gateways and Intercluster Trunks  
 ACS for Windows Server  
 Cisco IOS Security Features  
 Further Cisco IOS Security Features  
 Layer 2 Security  
 802.1x Port-based Authentication and Best Practice  
 VPNs Using Cisco Pre-Shared Keys  
 VPNs Using Certification Authorities  
 ISAKMP and IPSec  
 Remote Access Using Cisco Easy VPN  
 Cisco Router and Security Device Manager  
 Configuring, Testing, and Verifying IPSec  
 Configuring Cisco Easy VPN Remote  
 Introducing Security Best Practices in C# .NET Applications  
 Implementing Security Best Practices in C# .NET Applications  
 Implementing Security for SQL in C# .NET Applications  
 Code Access Security for C# .NET  
 Implementing Platform Security in C# .NET Applications

Implementing Authentication Security in C# .NET Applications  
 Role-Based Security in C# .NET  
 Implementing .NET Remoting and WSE in C# .NET Applications  
 Implementing Cryptography in C# .NET Applications  
 Application Stability and Deployment in C# .NET Applications  
 Introduction to QoS and QoS Implementation  
 IP QoS Building Blocks  
 The Modular QoS CLI and AutoQoS  
 Introduction to Classification and Marking  
 QoS Pre-classify, QPPB, and LAN-based Classification and Marking  
 Congestion Management  
 Congestion Avoidance  
 Traffic Policing and Shaping  
 Link-efficiency Mechanisms  
 QoS Best Practices  
 Introducing User-Centered Design  
 Developing an Application Using User-Centered Design  
 The Iterative Process in User-Centered Design  
 Practical Examples of User-Centered Design  
 RFID Technology and Business Applications  
 RFID Applications Management  
 Making the Right Outsourcing Decision  
 Planning the Outsourcing Deal  
 The Outsourcing Project  
 Determining Project Quality Standards and Milestones  
 Measuring Project Outsourcing Success  
 Oracle 11i E-Business Suite: Introduction  
 Oracle 11i E-Business Suite: Flexfields  
 Check Point NGX: SmartDefense and Content Security  
 Check Point NGX: VPN Configuration and Disaster Recovery  
 Getting Started with Lotus Notes 7 and Mail  
 Managing Mail, Instant Messaging, and Contacts in Lotus Notes 7  
 Working with Databases, the Calendar, and the To Do List in Lotus Notes 7  
 Using Lotus Notes 7 Remotely  
 Advanced IP Addressing in Cisco Networks  
 Working with IPv6 in Cisco Networks  
 Routing Principles in Cisco Networks  
 EIGRP Implementation in Cisco Networks  
 EIGRP Configuration in Cisco Networks  
 OSPF Configuration in Cisco Networks  
 OSPF Configuration for Multiple Area Domains  
 IS-IS Protocol Configuration in Cisco Networks  
 Manipulating IP Routing Protocols in Cisco Networks  
 Influencing Route Selection in Cisco Networks  
 Basic BGP Configuration in Cisco Networks  
 BGP Path Selection Process in Cisco Networks  
 Oracle 11i: Function Security and Data Security  
 Oracle 11i: Roles, Delegated Administration, Registration, and Auditing

Oracle 11i: Concurrent Elements  
 Oracle 11i: Profile Options, DBA Duties, and Printer Management  
 Oracle 11i: Personalization of Forms and OA Framework Pages  
 Oracle 11i: Oracle Workflow  
 Oracle 11i: System Monitoring and Troubleshooting in OAM  
 SAP Overview  
 mySAP Finance Modules  
 mySAP Logistics Modules  
 mySAP ERP Architecture  
 SAP R/3 Administration  
 Planning and Implementing SAP Projects  
 SAP NetWeaver  
 Installing SQL Server 2005  
 Configuring SQL Server 2005  
 Creating and Implementing Database Objects in SQL Server 2005  
 Retrieving Data and Running Queries in SQL Server 2005  
 SQL Server 2005 Messaging and Querying Tools  
 Managing and Maintaining SQL Server 2005 Databases  
 SQL Server 2005 Database Performance and Optimization  
 Monitoring and Diagnosing Database Problems in SQL Server 2005  
 Reporting Basics with Crystal Reports XI  
 Managing Data and Distributing Reports with Crystal Reports XI  
 SQL Server 2005 High Availability and Disaster Recovery  
 Fundamentals of Cisco CallManager  
 IP Phones and CallManager Configuration  
 Cisco Catalyst Switches and IP Communicator  
 Using the BAT Application and TAPS Tool  
 Cisco Access Gateways and Intercluster Trunks  
 Configuring Basic and Complex Route Plans  
 Telephony Class of Service and Call Admission  
 Configuring Media Resources and Adding Users  
 Configuring Cisco IP Phone Features  
 Configuring Cisco CallManager Applications  
 SQL Server 2005 Backup and Restores  
 Introduction to the features of Flash 8  
 Using Text and Components in Flash 8  
 Animation in Flash 8  
 ActionScript, Sound, and Video in Flash 8  
 Workflow, Navigation, and Publishing in Flash 8  
 Perl Language Fundamentals  
 Starting to Program with Perl  
 ABAP Fundamentals  
 ABAP Programming II  
 Visual Basic 2005, the Console Class, and Security  
 Visual Studio 2005 with Visual Basic  
 ADO.NET 2.0, Data Binding, and ASP.NET 2.0  
 Introducing Voice Over IP  
 Building and Securing VoIP Networks

Configuring Voice Interfaces  
 Configuring Dial Peers and Special Purpose Connections  
 VoIP Signaling and H.323 Call Control  
 SIP, MGCP, and Call Control Comparison  
 Designing for Optimal Voice Quality  
 Implementing Call Admission Control  
 Designing a Database Server Infrastructure for SQL Server 2005  
 Designing Security for a Database Server Infrastructure for SQL Server 2005  
 Designing the Physical Database for SQL Server 2005  
 Designing a Database Server High Availability Solution for SQL Server 2005  
 Designing a Database Failover Solution for SQL Server 2005  
 Visual Basic 2005: System Types and Collections  
 Visual Basic 2005: Serialization and I/O  
 Visual Basic 2005: Customized Programming  
 Visual Basic 2005: Security  
 Visual Basic 2005: Threading, Service Processing, and Application Domains  
 Visual Basic 2005: Diagnostics and Management  
 Designing a Database Server Data Recovery Solution for SQL Server 2005  
 Web-form Creation with Visual Basic 2005 and ASP.NET 2.0  
 Data Integration with Visual Basic 2005 and ASP.NET 2.0  
 Custom Controls and Security with Visual Basic 2005 and ASP.NET 2.0  
 Web-application Deployment, Optimization, and Customization with Visual Basic 2005 and ASP.NET 2.0  
 XML and Mobile Web Applications with Visual Basic 2005 and ASP.NET 2.0  
 Setting up a Site and Adding Content in Dreamweaver 8  
 Adding Links, Images, and Flash Objects in Dreamweaver 8  
 Tables, Accessibility, and Standards in Dreamweaver 8  
 Reusing Content in Dreamweaver 8  
 Creating Interactive Web Pages in Dreamweaver 8  
 Working with Cascading Style Sheets in Dreamweaver 8  
 Site Maintenance and Advanced Concepts in Dreamweaver 8  
 Building a Serial Network  
 Creating a Simple Ethernet Network  
 Extending Ethernet Networks  
 Connecting Networks with Cisco Devices  
 Constructing IP Network Addresses  
 Ensuring Data Delivery in Networks  
 Remote Network Connectivity  
 Operation and Configuration of Cisco IOS Switches  
 Operation and Configuration of Cisco IOS Routers  
 Managing the Cisco Network Environment  
 Cisco Network Device Administration  
 Securing Cisco CallManager  
 Toll Fraud Prevention and IP Phone Security  
 Cryptography and PKI  
 IP Telephony Authentication and Encryption  
 IP Video Telephony  
 Monitoring IP Telephony

Managing the CallManager System  
 Optimizing SQL Server 2005 Performance  
 Optimizing a Database Data Recovery Plan for SQL Server 2005  
 Monitoring and Maintaining a Database in SQL Server 2005  
 Managing Database Data in a SQL Server 2005 Environment  
 Managing Data Between Servers and Databases  
 Managing and Maintaining Database Security in SQL Server 2005  
 Oracle 11i: Project Management and Projects Integration  
 Oracle 11i: Organization, Period, and Calendar Definitions in Oracle Projects  
 Oracle 11i: Resource and Role Management  
 Oracle 11i: Oracle Projects Security Model and Page Layouts  
 Oracle 11i: Oracle Projects and Task Definition I  
 Oracle 11i: Oracle Projects and Task Definition II  
 Oracle 11i: User-Defined Attributes, Implementation Options, and Utilization  
 Oracle 11i: Organization Forecasting and Integration  
 Visual Studio 2005 with C#  
 C# 2005, the Console Class, and Security  
 ADO.NET 2.0, Data Binding, and ASP.NET 2.0  
 New Features for End Users in Microsoft Office 2007  
 Microsoft Office Excel, PowerPoint, and Outlook 2007  
 Microsoft Access 2007 and Microsoft Publisher 2007  
 Sharing and Collaboration in Microsoft Office Enterprise 2007  
 C# 2005: System Types and Collections  
 C# 2005: Serialization and I/O  
 C# 2005: Customized Programming  
 C# 2005: Security  
 C# 2005: Threading, Service Processing, and Application Domains  
 C# 2005: Diagnostics and Management  
 Web-form Creation with C# 2005 and ASP.NET 2.0  
 Data Integration with C# 2005 and ASP.NET 2.0  
 Custom Controls and Security with C# 2005 and ASP.NET 2.0  
 Web-application Deployment, Optimization, and Customization with C# 2005 and ASP.NET 2.0  
 XML and Mobile Web Applications with C# 2005 and ASP.NET 2.0  
 Cisco BCMSN 3.0: Campus Networks  
 Cisco BCMSN 3.0: Defining Virtual Local Area Networks (VLANs)  
 Cisco BCMSN 3.0: Implementing Trunks and the Virtual Trunking Protocol (VTP)  
 Cisco BCMSN 3.0: Implementing Spanning Tree  
 Cisco BCMSN 3.0: Implementing Inter-VLAN Routing  
 Cisco BCMSN 3.0: Implementing High Availability In a Campus Environment  
 Cisco BCMSN 3.0: Wireless LANs  
 Cisco BCMSN 3.0: Configuring and Implementing WLANs  
 Cisco BCMSN 3.0: Configuring Campus Switches to Support Voice  
 Cisco BCMSN 3.0: Mitigating Service Loss and Data Theft  
 Oracle 11i: Using the Navigator, Forms, and Online Help  
 Oracle 11i: Concurrent Processing, Requests, Profiles, and Forms  
 Personal Computer Components  
 Laptop Components, Peripherals, and Networks  
 Operating Systems

Security, Safety, and Communication  
 Windows Vista User Experience  
 Windows Vista Security and Performance Improvements  
 Visual Studio 2005 and the .NET Framework 2.0  
 Information Security and Risk Management  
 Security Architecture and Design  
 Access Control  
 Application Security  
 Windows Forms Creation and Configuration with Visual Basic 2005  
 Data Integration, Database Environments, and XML Handling with Visual Basic 2005  
 Windows Forms Controls and Usability with Visual Basic 2005  
 Asynchronous Programming and Deployment with Visual Basic 2005  
 Operations Security  
 Cryptography  
 Physical (Environmental) Security  
 Telecommunications and Network Security  
 Business Continuity and Disaster Recovery Planning  
 Legal, Regulations, Compliance, and Investigations  
 Cisco BSCI 3.0: Network Requirements  
 Cisco BSCI 3.0: Configuring EIGRP  
 Cisco BSCI 3.0: EIGRP Options, Authentication, and Issues  
 Cisco BSCI 3.0: Configuring Simple Elements of OSPF  
 Cisco BSCI 3.0: Configuring Advanced Elements of OSPF  
 Cisco BSCI 3.0: The IS-IS Protocol  
 Cisco BSCI 3.0: Manipulating Routing Updates  
 Cisco BSCI 3.0: BGP for Enterprise ISP Connectivity  
 Cisco BSCI 3.0: Implementing Multicast  
 Cisco BSCI 3.0: Implementing IPv6  
 Cisco BSCI 3.0: Tuning OSPF Configurations  
 Cisco BSCI 3.0: Tuning BGP Implementations  
 Cisco ISCW 1.0: Network Connectivity  
 Cisco ISCW 1.0: Configuring the CPE and Verifying Broadband ADSL  
 Cisco ISCW 1.0: Frame Mode MPLS Implementation  
 Cisco ISCW 1.0: IPSec VPNs  
 Cisco ISCW 1.0: IPSec VPN Configuration  
 Cisco ISCW 1.0: Configuring Cisco Easy VPN  
 Cisco ISCW 1.0: Mitigating Network Attacks and Disabling Unused Services  
 Cisco ISCW 1.0: Securing Routers, Administrative Access, and Access Lists  
 Cisco ISCW 1.0: Securing Management Features and AAA  
 Cisco ISCW 1.0: IOS Firewalls and IOS IPS  
 Installing, Configuring, and Troubleshooting PC Components  
 Working with Laptops and Portable Devices  
 Understanding and Maintaining Networks  
 Maintaining Operating Systems  
 Installing and Troubleshooting Printers and Scanners  
 Managing IT Security  
 Recognizing Safety Procedures, Effective Communication, and Professional Behavior  
 Cisco ONT 1.0: Network Requirements and Introduction to VoIP

Cisco ONT 1.0: Supporting VoIP  
 Cisco ONT 1.0: IP QoS and its Implementation  
 Cisco ONT 1.0: Classification and Marking  
 Cisco ONT 1.0: Queuing  
 Cisco ONT 1.0: TCP and QoS Traffic Management and Mechanisms  
 Web Services with Visual Basic 2005  
 Remoting with Visual Basic 2005  
 WSE Implementation with Visual Basic 2005  
 Serviced Components and Messaging with Visual Basic 2005  
 Cisco ONT 1.0: AutoQoS  
 Cisco ONT 1.0: Wireless Implementations  
 Windows Forms Creation and Configuration with C# 2005  
 Data Integration, Database Environments, and XML Handling with C# 2005  
 Windows Forms Controls and Usability with C# 2005  
 Asynchronous Programming and Deployment with C# 2005  
 Oracle Database 10g: Installing Oracle Database 10g Release 2  
 Oracle Database 10g: Creating Databases Release 2  
 Oracle Database 10g: Database Interfaces Release 2  
 Oracle Database 10g: Database Control and Storage Structures Release 2  
 Oracle Database 10g: Users and Security Release 2  
 Oracle Database 10g: Managing Schema Objects and Data Release 2  
 Oracle Database 10g: The SQL\*Loader and PL/SQL Release 2  
 Oracle Database 10g: Oracle Net Services and Shared Servers Release 2  
 Oracle Database 10g: Monitoring and Maintenance Release 2  
 Oracle Database 10g: Managing Undo Data and Lock Conflicts Release 2  
 Oracle Database 10g: Managing Backup and Recovery Release 2  
 Fundamentals of Internet Explorer 7  
 Customization and Security in Internet Explorer 7  
 SharePoint 2007 Essentials  
 Creating and Managing Personal Sites and Searches in SharePoint 2007  
 Cisco DESGN 2.0: Network Design Methodology  
 Cisco DESGN 2.0: Structuring and Modularizing the Network  
 Adding, Optimizing, and Troubleshooting PC Components  
 Understanding and Supporting Networks  
 Managing Operating Systems  
 Adding and Fixing Printers and Scanners  
 Implementing IT Security  
 Using Effective Remote Communication  
 Cisco DESGN 2.0: Multilayer Campus Design  
 Cisco DESGN 2.0: Designing Enterprise WANs  
 Cisco DESGN 2.0: IP Address and Routing Protocol Design  
 Cisco DESGN 2.0: Network Security Solutions  
 Cisco DESGN 2.0: Voice Networking  
 Cisco DESGN 2.0: Wireless Networking  
 Working with Personal Computer Components  
 Managing Laptops and Portable Devices  
 Maintaining Printers and Scanners  
 Implementing IT Security and Workplace Safety Measures

Configuring Microsoft Office SharePoint Server 2007 Content Management  
 Configuring Microsoft Office SharePoint Server 2007 Business Forms  
 Java Programming with Java SE 6.0: Java Utilities  
 Java Programming with Java SE 6.0: Java I/O  
 Deploying Windows SharePoint Services 3.0  
 Configure Network Infrastructure for Windows SharePoint Services 3.0  
 Cisco ICND1 1.0: Network Fundamentals  
 Cisco ICND1 1.0: Network Communications and Connections  
 Cisco ICND1 1.0: Switched LANs  
 Cisco ICND1 1.0: Switch Optimization, Security, and Troubleshooting  
 Cisco ICND1 1.0: Wireless LANs  
 Cisco ICND1 1.0: Routing and Addressing in the LAN  
 Cisco ICND1 1.0: WAN Technologies and Routing  
 Web Services with C# 2005  
 Remoting with C# 2005  
 MS Word 2000 Fundamentals  
 MS Word 2000 Proficient User  
 MS Excel 2000 Fundamentals  
 MS Excel 2000 Proficient User  
 MS PowerPoint 2000 Proficient User  
 MS Project 2000 Fundamentals  
 e-Learning  
 Effective Administrative Support Professional Simulation  
 Effective Administrative Support Professional Simulation  
 Getting Started--Administrative Support  
 Overview to Effective Business Communication  
 Using Effective Business Communication  
 Administrative Functions  
 Advancing Your Administrative Career  
 Advanced Administrative Support Simulation  
 Behavior: Putting Your Best Foot Forward  
 Managing Yourself and Those Around You  
 Partnering with Your Boss  
 Communicating with Power and Confidence  
 The Process of Interpersonal Communication  
 The Mechanics of Effective Communication  
 Communication Skills for the Workplace  
 Communicate for Results  
 Communication Skills for Leadership  
 Communication Skills for Resolving Conflict  
 Communicate for Contacts  
 Interpersonal Communication Skills for Business Simulation  
 Interpersonal Communication Skills for Teams Simulation  
 Writing with Intention  
 Avoiding Errors in Usage and Punctuation  
 Avoiding Grammatical Errors in Business Writing  
 Crisp Composition  
 Writing to Reach the Audience



Getting the Most from Business Documents  
 The Writing Process  
 International Communications Simulation  
 The Impact of Culture on Communication  
 The Art of Global Communication  
 Improving Your Cross-cultural Communications  
 Cross-cultural Communications Simulation  
 Emotional Intelligence in the Workplace Simulation  
 What Is Emotional Intelligence?  
 Emotional Intelligence at Work  
 Teamwork and Emotional Intelligence  
 Increasing Your Emotional Intelligence  
 The Emotionally Intelligent Leader  
 Effective Listening Skills Simulation  
 The Basics of Listening  
 Listening for Comprehension  
 Listening for Higher Purposes  
 Enhancing Your Listening Skills  
 Managing and Working with Difficult People Simulation  
 Difficult People in the Workplace  
 Working with Aggressive People  
 Working with Negative People and Procrastinators  
 Working with Arrogant and Duplicitous People  
 Communicating Effectively with Difficult Coworkers Simulation  
 Assertive Communication Simulation  
 Professional Assertiveness  
 Assertiveness from the Inside Out  
 Business Etiquette and Professionalism Simulation  
 Everyday Business Etiquette  
 Communication Etiquette  
 Etiquette and the Business Meeting  
 Etiquette for Supervisors  
 Building Better Work Relationships Simulation  
 Building Effective Interfunctional Relationships  
 Building Effective Intercultural Relationships  
 Building Effective Intergender Relationships  
 Working Effectively with Customers  
 Working Effectively with Business Partners  
 Foundations of Grammar  
 Sentence Construction  
 Understanding Writing Mechanics  
 Punctuating with Skill  
 Essentials of Electronic Communication  
 Optimizing E-mail at Work  
 E-mail and Organizational Communication  
 E-mail as a Marketing Tool  
 Delivering Successful Presentations Simulation  
 Presenting to Succeed

Delivering Your Message  
 Presentation Resources Available to You  
 Effective Business Meetings Simulation  
 Planning Effective Business Meetings  
 Leading Effective Business Meetings  
 Participating Effectively in Business Meetings  
 Dealing with Conflict in the Workplace Simulation  
 Perspectives on Conflict  
 Handling Conflict with Others  
 Managing Conflict in the Organization  
 Managing Conflict in the Workplace Simulation  
 Handle Calls with Confidence and Professionalism  
 Turn Difficult Callers into Delighted Customers  
 Managing Telephone Technology  
 Telephone Skills for Business Professionals Simulation  
 Effective Telephone Techniques  
 Making Telephone Calls Count  
 Negotiating to Win Simulation  
 Crafting a Deal  
 Connect and Communicate  
 The Negotiation Process  
 The Dynamics of Interaction  
 Inclusive Negotiating  
 When the Going Gets Tough  
 The Master Negotiator  
 Getting Results without Authority Simulation  
 Building Relationships to Get Results  
 Teamwork and Results without Authority  
 Leadership without Authority  
 Gaining Allies, Creating Change  
 Getting Results through Communication  
 Getting Results from the Boss  
 Effective Feedback for Employees and Colleagues Simulation  
 An Essential Guide to Giving Feedback  
 Coping with Criticism and Feedback  
 Giving Feedback to Colleagues  
 Team Feedback: A Guide  
 Giving Feedback: A Managers Guide  
 Effective Use of Feedback for Teams Simulation  
 Managing Cultural Divides  
 Around the World in 80 Cultures  
 Americas Neighbors: Beyond U.S. Borders  
 Over There: Conducting Business with Europeans  
 Crossing the Dateline: Japan, China, India  
 A Rich Tapestry of Cultural Contrasts  
 Managing Anger in the Workplace Simulation  
 Experiencing Anger  
 Managing Your Anger

Consulting with the External Client Simulation  
 Essentials of External Consulting  
 The Client-Consultant Relationship  
 Diagnosing and Planning  
 Managing Delivery  
 Evaluation and Review  
 Consulting with the Internal Client Simulation  
 Essentials of Internal Consulting  
 Internal Consulting Skills  
 Establishing a Relationship with Internal Clients  
 A Workable Solution for Internal Clients  
 Evaluating Internal Assignments  
 The Technical Professional as Internal Consultant  
 Creating Effective Contracts  
 Using Data as a Technical Professional Consultant  
 Resistance and Technical Professional Consultants  
 Customer Support Specialist Simulation  
 Excelling at Customer Service Simulation  
 Building the Service Foundation: Corporate Culture  
 Fundamentals of Exceptional Customer Service  
 The Voice of the Customer  
 Advancing Your Service Expertise  
 Customers, Conflict and Confrontation  
 Overcoming Challenging Service Situations  
 Instilling Service Excellence: the EXCEL Acronym  
 Service Stars and Service Teams  
 Customer Service Simulation  
 Frontline Call Center Skills Simulation  
 The Call Center Industry  
 Call Center Communication Skills  
 Call Center Customer Service  
 Call Center Telephone Sales  
 Managing Customer Relationships Simulation  
 The Customer-driven Organization  
 Effective Service Recovery  
 Serving Your Internal Customers  
 Beginning Electronic Customer Relationships  
 Sustaining Excellent Customer Service  
 Measuring Customer Satisfaction Simulation  
 Discovering What Your Customers Want  
 Developing Customer Satisfaction Surveys  
 Customer Satisfaction: Analysis and Implementation  
 Internal Customer Service: Conflict and Complaints Simulation  
 Excellence in Internal Customer Service  
 Working with Internal Customers  
 Overcoming Internal Customer Service Problems  
 Customer Service Agent Skills Simulation  
 The Customer Service Agent in Action

Professional Skills for Customer Service Agents  
 Managing Challenges in Customer Service  
 Cross-selling in a Customer Service Call  
 Technical Support Agent Skills Simulation  
 The Contact Center and the Technical Support Agent  
 Technical Support Essentials  
 Assessing Customer Behavior  
 Technical Support Agent Survival Skills  
 Identifying Your Customers Expectations  
 Using Surveys to Measure Customer Satisfaction  
 Bridge the Expectations Gap  
 Leading a Customer-focused Team  
 ITIL: The Service Desk and Incident Management  
 ITIL: Configuration and Release Management  
 ITIL: Service Level and Capacity Management  
 ITIL: Problem and Change Management  
 ITIL: Continuity and Availability Management  
 ITIL: Financial and Security Management  
 The Inbound Call Center  
 Inbound Call Center Management: Leadership  
 Inbound Call Centers: People Management  
 Inbound Call Center Technology  
 Performance Metrics for an Inbound Call Center  
 Establishing Your Teams Desired Performance  
 Coaching in a Service Oriented Culture  
 Exceeding Customer Expectations  
 Customer Service Strategy  
 Improving the Process of Service Delivery  
 Navigating the Change Process Successfully  
 The Fundamentals of e-Business  
 Approaches to e-Business  
 e-Business Opportunities  
 e-Business Design  
 Building a Successful Web Site  
 e-Business Solutions  
 Introduction to Customer Relationship Management  
 Electronic Customer Relationship Management  
 Data Mining  
 Profiting from Customer Relationship Management  
 Integrating e-Commerce with Traditional Business  
 e-Commerce: B2C  
 e-Commerce: B2B  
 e-Marketplaces: B2B Exchanges  
 Customer Relationship Management in e-Commerce  
 Performance Measurement and e-Commerce Evaluation  
 Environmental Regulations Overview  
 Hazardous Waste Generator (Awareness)  
 Spill Prevention and Control

Spill Prevention Control and Countermeasure Plan  
 Storm Water Pollution Prevention  
 Universal Waste Rule Training  
 Used Oil Management  
 TestPrep Final Exam: Six Sigma Foundations  
 TestPrep Final Exam: Six Sigma Team Implementation  
 TestPrep Final Exam: Lean Manufacturing  
 TestPrep Final Exam: Accounting 101  
 TestPrep Final Exam: Advanced Business Finance  
 TestPrep Final Exam: Accounting 102  
 TestPrep Final Exam: HRCI/PHR Certification Program  
 TestPrep Final Exam: Knowledge Management Fundamentals  
 TestPrep Final Exam: Managing Contractors and Temporary Employees  
 TestPrep Final Exam: Business Writing Essentials  
 TestPrep Final Exam: Project Management for IT Professionals  
 TestPrep Final Exam: Strategic Project Management for IT Projects  
 TestPrep Final Exam: C++ programming  
 TestPrep Final Exam: ANSI C Programming  
 TestPrep Final Exam: Information System Security  
 FFAS Generic Survey  
 Accounting Fundamentals  
 Accrual Accounting Procedures  
 Accounting Systems and Closing Activities  
 Accounting for Cash Control  
 Accounting for Merchandising Businesses  
 Introduction to Finance  
 Making Budgets Work  
 Cash Management  
 Financial Statements and Analysis  
 Sources of Funding  
 Managers Performance Guide - Business Finance  
 Principles of Financial Management  
 Basics of Budgeting  
 Managing Cash Flows  
 Understanding Financial Statements  
 Creating and Analyzing an Operating Budget  
 The Ins and Outs of Capital Budgeting  
 Effective Budget Management  
 Introduction to Advanced Finance  
 Investment Project Analysis and Selection  
 Raising Capital and Financing Decisions  
 Managing Working Capital  
 Corporate Restructuring  
 Financial Risk Management  
 International Finance  
 Accounting for Partnerships  
 Accounting for Corporations  
 Analyzing Cash Flow Statements

Master Budgets  
 Introduction to Auditing  
 Introduction to Internal Auditing  
 Principles of Internal Auditing  
 Introduction to External Auditing  
 Principles of External Auditing  
 Overview of Managerial Accounting  
 Managerial Decisions and Capital Budgeting  
 Managing for Asset Control  
 Cost Accounting Decisions  
 Principles of Financial Statements  
 Components of Financial Statements  
 Analyzing the Income Statement and Balance Sheet  
 The Income Statement and Balance Sheet Connection  
 Analyzing Cash Flow  
 Ratio Analysis for Financial Statements  
 Credibility and Disclosure in an Annual Report  
 Analyzing an Annual Report  
 The Basics of Budgeting  
 Building an Operating Budget  
 Capital Budgeting  
 Managing Budgets Effectively  
 Whole Numbers, Fractions, and Equations  
 Decimals and Percents  
 Ratios and Averages  
 Centrifugal Pumps--Types and Components Training  
 DC Circuit Theory  
 Positive Displacement Pumps  
 Health, Safety, and Security Challenges  
 Laws and Ethics in the Workplace  
 Understanding Employee Benefits  
 Why Diversity Matters  
 Changing the Corporate Culture  
 Designing a Diversity Initiative  
 Diversity in the Future  
 Human Resources Planning and Analysis  
 Getting the Workforce Your Company Needs  
 Workforce Compensation  
 The Climate for Performance  
 Managing Diversity and Inclusiveness Simulation  
 Workplace Diversity  
 Culture and Behavior  
 Organizational Inclusion  
 Corporate Culture and Diversity  
 Management Skills for the Diverse Work Force  
 Communication and Diversity Adoption  
 Diversity in the Workplace  
 Family and Medical Leave Act (FMLA)

Equal Employment Opportunity (EEO)  
 Rightful Termination  
 Documenting Discipline  
 Drug-free Workplace  
 Sarbanes-Oxley: Whistleblower Protection  
 Sexual Harassment Awareness for Employees  
 Dealing with Sexual Harassment Claims  
 Sexual Harassment Training for Human Resource Professionals  
 HIPAA: Electronic Health Data Transactions  
 HIPAA: Evaluating the Impact of the Privacy Rule  
 HIPAA: Implementing Privacy Rules  
 HIPAA: Securing Protected Health Information  
 The Pre-interview Process  
 Conducting Effective Interviews  
 Critical Parameters for Evaluating Candidates  
 Behavioral Interviewing Simulation  
 Building a Firm Foundation  
 Screening Applicants  
 Preparing for the Behavioral Interview  
 Conducting the Behavioral-based Interview  
 Preparing as the Interviewee  
 Experiencing the Behavioral-based Interview  
 Recruiting for the 21st Century: The Market  
 Recruiting for the 21st Century: Strategies  
 Recruiting Successfully  
 Online Recruiting  
 Facilitating Effective Hiring  
 Retention  
 Effective Interviewing Skills Simulation  
 Hiring Considerations  
 Effective Interviewing  
 Selecting the Best Applicant  
 Human Resources Intervention Simulation  
 EEO and Affirmative Action (HRCI/PHR)  
 Sexual Harassment in the Workplace (HRCI/PHR)  
 Managing Employment (HRCI/PHR)  
 Employee Relations (HRCI/PHR)  
 Non-union Work Environments (HRCI/PHR)  
 Union Work Environments (HRCI/PHR)  
 Employee Benefit Programs (HRCI/PHR)  
 Employee Development (HRCI/PHR)  
 Human Resource Development (HRCI/PHR)  
 Human Resources Fundamentals Simulation  
 Recruitment and Selection (HRCI/PHR)  
 Occupational Health and Safety (HRCI/PHR)  
 Employee Compensation (HRCI/PHR)  
 Offers, Contracts, and Organizational Exit (HRCI/PHR)  
 Human Resources Fundamentals (HRCI/PHR)

Affirmative Action and the EEO (HRCI/PHR)  
 Employment Management (HRCI/PHR)  
 Recruiting and Selecting Candidates (HRCI/PHR)  
 Offers, Contracts, and Exit from the Organization (HRCI/PHR)  
 Developing Employees (HRCI/PHR)  
 Developing Human Resources (HRCI/PHR)  
 Compensating Employees (HRCI/PHR)  
 Programs to Benefit Employees (HRCI/PHR)  
 Employment Relations (HRCI/PHR)  
 Sexual Harassment at Work (HRCI/PHR)  
 Non-Unionized Workplaces (HRCI/PHR)  
 Unionized Workplaces (HRCI/PHR)  
 Health and Safety in the Workplace (HRCI/PHR)  
 Workplace Aggression: The Scope of the Problem  
 The Three Stages of Aggressive Behavior  
 Potential Powder Kegs: Identifying & Defusing Them  
 How to Make Your Company Safer  
 Keeping Your Company out of Legal Trouble  
 Managing a Violent Crisis  
 The Federal Government Is You  
 Purposes of the Federal Government  
 Organization of the Federal Government  
 Dealing with the Federal Government  
 The Automotive Industry Overview  
 The Oil and Gas Industry Overview  
 The Pharmaceutical Industry Overview  
 The Food and Beverage Industry Overview  
 The Health Care Industry Overview  
 Banking Industry Overview  
 Manufacturing Industry Overview  
 Retail Industry Overview  
 Telecommunications Industry Overview  
 Insurance Industry Overview  
 Information Technology (IT) Industry Overview  
 Federal Government Industry Overview  
 The Art of Knowledge Management  
 Knowledge as Capital  
 Putting Knowledge to Work  
 Managing Knowledge Workers  
 Being a Knowledge Activist  
 Knowledge as Strategy: Performance Improvement  
 The Power of the Learning Organization  
 The Potential of Self-directed Learning  
 Implementing and Evaluating Self-directed Learning  
 Performance Support  
 Benchmarking for Best Practices  
 Training for Business Results  
 A Managers Introduction to Business Law



Contracts in Commercial Transactions  
 Employment and Labor Law  
 American Business Formations in the 21st Century  
 Intellectual Property and Proprietary Rights  
 Lawsuits and Negotiations  
 Ethical Decision Making Simulation  
 E-mail and Internet Use  
 Foreign Corrupt Practices Act  
 Intellectual Property Overview  
 Conflict of Interest Simulation  
 Interviewing and Hiring Practices Simulation  
 Americans with Disabilities Act (ADA)  
 Fair Labor Standards Act (FLSA)  
 Insider Trading  
 Interviewing and Hiring Practices  
 Record Retention  
 The Sarbanes-Oxley Act of 2002  
 Union Awareness  
 Sexual Harassment Awareness for Employees  
 Sexual Harassment Awareness for Supervisors and Managers  
 Workplace Harassment  
 Managing Workplace Harassment Complaints Simulation  
 HIPAA Privacy Rules  
 Leading from the Front Line Simulation  
 Challenges of the 21st Century  
 Organizational Culture and Leadership  
 Energizing and Empowering Employees  
 Leadership and the Knowledge Worker  
 Leading Change from the Front Line  
 Dynamics of Leadership  
 Leadership Skills for Women Simulation  
 The Secrets of Female Leaders  
 Building Your Support System  
 Playing by the Rules  
 Groundbreaking: The Paradigm Shift toward Women  
 Establish and Maintain Authority  
 Going from Management to Leadership Simulation  
 The Mark of a Leader  
 Communicating a Shared Vision  
 The Enabling Leader  
 Removing Performance Barriers  
 Communicating as a Leader  
 Coaching for Performance  
 Leading through Change  
 The Leader as a Model  
 Growing from a Manager to a Leader Simulation  
 Business Execution Simulation  
 Foundations for Business Execution

Creating a Business Execution Culture  
 Business Execution in Action  
 Leading the Workforce Generations Simulation  
 Introduction to Work Force Generations  
 Attracting, Developing, and Retaining Generations  
 Leading Silent Generation and Baby Boom Workers  
 Leading Generations X and Next  
 Making Cross-generational Teams Work  
 Cross-generational Workers in the 21st Century  
 Initiating a Succession Plan Simulation  
 Succession Planning Overview  
 Succession Planning Strategies  
 Succession Planning and Human Resources  
 Succession Planning Management  
 Implementing a Succession Plan Simulation  
 Becoming a Manager  
 A New Managers Responsibilities and Fears  
 Lead and Communicate Effectively as a New Manager  
 A New Managers Role in The Company's Future  
 Moving into Management Simulation  
 Leadership in Management Simulation  
 Essential Skills for Tomorrows Managers Simulation  
 Competencies for Tomorrows Managers  
 Development Tools for Tomorrows Managers  
 The Manager as Coach and Counselor  
 The Manager as Project Champion  
 A Managers Primer for Ensuring Accountability  
 Continuous Learning for Tomorrows Managers  
 Essential People Management Skills Simulation  
 Transitioning From Technical Professional to Management Simulation  
 Management Development for Technical Professionals  
 Communication Skills for Successful Management  
 Process Management Skills  
 Leadership Development for Technical Professionals  
 Strategies for Transitioning into Management  
 From Technical Professional to Leadership Simulation  
 Understand and Confront Performance Problems  
 Setting and Clarifying Standards  
 Motivate and Recognize Employees  
 Using Formal Discipline Measures  
 Performance-based Appraisals Simulation  
 Effective Management: Performance-based Appraisal  
 Designing Successful Performance-based Appraisals  
 Implementing Performance-based Appraisals  
 Performance-based Appraisal: An Employee View  
 Appraising the Performance-oriented Team  
 360-Degree Performance Appraisal Simulation  
 About 360-Degree Performance Feedback

Elements of a 360-Degree Performance Review  
 Delivering 360-Degree Performance Feedback  
 Averting Problem Performance Simulation  
 Preventing Problem Performance  
 Identifying Problem Performance  
 Improving Problem Performance  
 Dealing with Problem Performance  
 Addressing Problem Performance Simulation  
 Business Crisis Management Simulation  
 Preparing for Business Crises  
 Responding to Business Crises  
 Recovering from Business Crises  
 Supporting Employees through Change Simulation  
 Beginning the Change Process  
 Managing Through the Change  
 Incorporating Change in Your Organization  
 Mentoring Essentials Simulation  
 Effective Mentoring  
 The Mentoring Manager  
 Implementing an Organization-wide Mentoring Program  
 Mentoring Strategies in the 21st Century  
 Achieving Success with the Help of a Mentor  
 e-Mentoring  
 Effective Delegation Simulation  
 Delegation Basics  
 The Personal Approach in Delegation  
 Managing the Delegated Environment  
 The Successful Facilitator Simulation  
 The Role of the Facilitator  
 Facilitative Fundamentals: Techniques and Tools  
 Facilitating Work Groups and Meetings  
 Facilitating Challenging Situations  
 Facilitative Formats and Tools: Offering Options  
 The Facilitative Leader  
 Coach with Confidence Simulation  
 Coaching for Business  
 Successful Coaching Relationships  
 Key Stages in Coaching  
 Coaching Skills  
 Mindsets, Emotions, and Coaching  
 Coaching Trends  
 Coaching Personalities and Teams Simulation  
 Understanding Technical Professionals  
 Attracting, Motivating, and Retaining Technical Professionals  
 Models for Managing Technical Professionals  
 Developing Career Plans for Your Technical Professionals  
 The Path from Pessimism to Optimism  
 Proactive Approaches to Stop Negativity

Overcoming Organizational Negativity  
 Managing Others Through Change Simulation  
 Change Leadership  
 Communicating and Reinforcing Change  
 Overcoming the Challenges of Change  
 Performance Appraisal Simulation  
 Continuous Performance Assessment  
 Reviewing Performance  
 Hiring and Managing Contractors Simulation  
 Doing Business with Independent Contractors  
 Hiring Temporary (Contingent) Employees  
 Managing Contingent Workers  
 Legal Pitfalls Regarding Independent Contractors  
 Working with Temporary Agencies  
 Elements of Marketing Strategy  
 Analyzing the Market  
 Competitive Factors in Strategic Marketing  
 Writing a Marketing Plan: Phase 1  
 Writing the Marketing Plan: Creative Strategy  
 Creating a Marketing Campaign  
 Marketing Management  
 Financial Analysis for Successful Marketing  
 Introduction to Brand Management  
 Building Brand Equity  
 Managing the Creative Elements of Brands  
 Promoting Your Brand to Consumers  
 Evaluating Brand Effectiveness  
 Managing and Maintaining Brand Equity  
 Introduction to Online Branding  
 The Online Branding Environment  
 Strategies for Building an Online Brand  
 Competitive Strategies for a Global Marketplace  
 Surpassing the Competition  
 Introduction to Product Management  
 Developing a New-product Strategy  
 Pricing and Profitability for Product Managers  
 Managing Customer-driven Process Improvement Simulation  
 Why Customer Driven?  
 Identifying What the Customer Wants  
 Translating Requirements into Process Goals  
 Understanding Processes  
 Implementing Improvements  
 Managing Process Improvements  
 Six Sigma Introduction  
 Six Sigma: Reducing Variation to Improve Quality  
 Six Sigma: Listening to the Voice of the Customer  
 Six Sigma DMAIC: Defining the Problem  
 Six Sigma DMAIC: Measuring the Process

Six Sigma DMAIC: Analyzing the Data  
 Six Sigma DMAIC: Analyzing the Process  
 Six Sigma DMAIC: Improving the Process  
 Six Sigma DMAIC: Controlling the Improved Process  
 Lean Logic  
 Lean Value  
 Lean Techniques  
 Lean Strategies  
 Six Sigma and the Corporate Enterprise  
 Leadership in Six Sigma  
 Organizational Goals and Objectives  
 History of Organizational Improvement and the Foundations of Six Sigma  
 Overview of Business Process Management  
 The Importance of Metrics to Six Sigma  
 Define the Six Sigma Opportunity  
 The Six Sigma Project Charter and Plan  
 Six Sigma Team Leadership  
 Six Sigma Team Dynamics and Performance  
 The Six Sigma Change Agent  
 Six Sigma Management and Planning Tools  
 Six Sigma and the Voice of the Customer  
 Process Analysis and Documentation  
 Probability and Statistics  
 Exploratory Data Analysis  
 Common Tests  
 Overview of Logistics Management  
 Inventory Management  
 Supply Chain Management  
 The Who, What & Why of ISO 9000:2000  
 Building a Quality Management System  
 Quality-minded Management  
 Customer Satisfaction Through Resource Management  
 Processes for Quality Products and Services  
 Continual Quality Improvement  
 Steps for Successful ISO Registration  
 Transitioning from ISO 9000:1994 to ISO 9001:2000  
 The Fundamentals of Supply Chain Management  
 Supply Chain Management Strategies  
 Supply Chain Planning and Inventory Management  
 Supply Chain Management and e-Business  
 Supply Chain Transportation and Facility Design  
 Creativity and Innovation in the Workplace Simulation  
 The Foundations of Creativity and Innovation  
 Generating Creative and Innovative Ideas  
 Evaluating Creative and Innovative Ideas  
 Implementing Creative and Innovative Ideas  
 Taking Control of Your Workday Simulation  
 Analyze Your Use of Time

Set Goals and Prioritize Your Use of Time  
Major Time Management Challenges  
Balancing Your Professional Life Simulation  
Discovering Balance  
Setting a Course  
Managing Time  
Coping with Stress  
Committing to Self  
Keeping Your Balance  
Time as a Resource  
Eliminate the Time Wasters  
Organize to Remember  
Create Your Time and Memory Management Program  
Fast-tracking Your Career Simulation  
Get Your Career on the Fast Track  
Basic Business Skills to Get You on the Fast Track  
Communication Skills to Fast-track Your Career  
Interpersonal Skills on the Fast Track  
The Boss Factor  
Improving Your Image  
Planning Your Personal Finances Simulation  
Managing Your Cash Flow and Credit  
Homes and Vacation Homes  
Tax Planning  
Determining Your Insurance Needs  
Financing Your Family's Education  
Investing Wisely  
Planning for Retirement and Retirement Accounts  
Separation and Divorce  
Basic Estate Planning  
Financial Planning for Couples Simulation  
Working More Effectively Simulation  
You and Your Time  
Techniques for Better Time Management  
Developing Good Time-management Habits  
Ethics in Business Simulation  
Ethical Decision Making  
Managerial Business Ethics  
Organizational Ethics  
Corporate Social Responsibility  
Living a Balanced Life Simulation  
Finding Your Life Balance  
Success over Stress  
Strategies for Better Balance  
Dealing with Organizational Change Simulation  
Perspectives on Organizational Change  
Being Prepared for Change  
Communicating during Organizational Change

Breakthrough Strategies  
 Solution Thinking for Breakthrough Decisions  
 Breakthrough Innovation  
 Enabling Breakthrough Creativity  
 Breakthrough Motivation  
 Different Intelligences for Business Breakthroughs  
 Creative Problem Solving and Effective Thinking Simulation  
 Foundations of Effective Thinking  
 Framing the Problem  
 Generating Alternatives in Problem Solving  
 Dynamic Decision Making  
 Implementing and Evaluating a Decision  
 Problem Solving and Decision Making in Groups  
 Rational Problem Solving and Decision-making Simulation  
 Working without a Net: Decisions Simulation  
 Risk Basics  
 Approaches to Risk Management  
 Decisions and Risk  
 Strategic Planning and Risk Management  
 Risk Strategies: The Cutting Edge  
 Critical Thinking Strategies Simulation  
 The Role of Critical Thinking in Organizations  
 Developing Fundamental Critical Thinking Skills  
 Strategies for Facilitating Critical Thinking  
 Critical Thinking Skills for Managing  
 Organizational Scope of Critical Thinking  
 Business Professionalism Simulation  
 Personal Accountability: Working for Your Inner Boss  
 Self-empowerment: Managing from Within  
 Goals and Goal Setting  
 Developing a Positive Attitude  
 Successful Lifelong Learning  
 Managing Yourself Through Change Simulation  
 The Effects of Organizational Change  
 Making the Change  
 The Paradigm Shift of Change  
 Project Initiation  
 Project Planning  
 Project Execution  
 Project Controlling  
 Project Closing  
 Project Management Basics: Scheduling Simulation  
 Project Management for Non-project Managers Simulation  
 Ethics and Professional Knowledge  
 Stakeholder Interests and Cultural Diversity  
 Project IT Management Simulation - The Early Stages  
 Introduction to IT Project Management  
 Functions of IT Project Managers

The Life Cycle of an IT Project  
 Managing the Execution and Control of IT Projects  
 Managing Efficiencies of IT Projects  
 Project IT Management Simulation - Design to Rollout  
 Planning Strategic IT Projects Simulation  
 Strategic Planning and Positioning for IT Projects  
 Strategic Approaches to Managing IT Projects  
 Estimating the IT Project Work Effort  
 IT Project Leadership, Authority & Accountability  
 Managing Multiple IT Projects  
 Cost Management and IT Project Trade-offs  
 Project Plan Development (PMBOK 2000)  
 Project Plan Execution (PMBOK 2000)  
 Project Integrated Change Control (PMBOK 2000)  
 Project Initiation and Planning (PMBOK 2000)  
 Project Scope Definition (PMBOK 2000)  
 Project Scope Verification and Change Control  
 Project Activity Planning (PMBOK 2000)  
 Project Activity Duration Estimating (PMBOK 2000)  
 Project Schedule Development (PMBOK 2000)  
 Project Resource Planning (PMBOK 2000)  
 Project Cost Estimating and Budgeting (PMBOK 2000)  
 Project Cost Control (PMBOK 2000)  
 Project Quality Planning (PMBOK 2000)  
 Project Quality Assurance (PMBOK 2000)  
 Project Quality Control (PMBOK 2000)  
 Project Organizational Planning (PMBOK 2000)  
 Project Staff Acquisition (PMBOK 2000)  
 Project Team Development (PMBOK 2000)  
 Project Communications Planning (PMBOK 2000-aligned)  
 Project Performance Reporting (PMBOK 2000)  
 Project Information Distribution and Closure (PMBOK 2000)  
 Project Risk Management Simulation  
 Project Risk Planning and Identification  
 Project Qualitative Risk Analysis (PMBOK 2000-aligned)  
 Project Quantitative Risk Analysis (PMBOK 2000)  
 Project Risk Response Planning (PMBOK 2000)  
 Project Risk Monitoring and Control (PMBOK 2000)  
 Project Procurement Planning (PMBOK 2000)  
 Project Solicitation (PMBOK 2000)  
 Project Source Selection (PMBOK 2000)  
 Project Contract Management (PMBOK 2000)  
 An Introduction to Project Management  
 Project Life Cycles and Stakeholders  
 Introduction to Project Process Groups and Initiating a Project  
 Project Planning  
 Executing, Monitoring & Controlling, and Closing a Project  
 Initiating a Project and Preparing the Project Plan



Project Integration: Executing and Completing a Project  
 Planning Project Scope  
 Controlling Project Scope  
 Elements of Project Time Management  
 Project Scheduling  
 Estimating Activity Costs  
 Budgeting and Controlling Costs  
 Planning for Quality  
 Performing Quality Assurance and Control  
 Elements of Project Human Resource Management  
 Implementing Project Human Resource Management  
 Communications Planning and Information Distribution  
 Performance Reporting and Stakeholder Management  
 Planning and Identifying Project Risk  
 Analyzing Project Risk  
 Responding to and Controlling Project Risk  
 Project Procurement Management Simulation  
 Planning Project Procurement and Requesting Seller Responses  
 Choosing Sellers and Administering and Closing Contracts  
 Hot Work Permits  
 Hazardous Material Management  
 Accident Investigation and Reporting Simulation  
 Access to Medical and Exposure Records  
 Accident Investigation and Reporting  
 Asbestos Awareness  
 Back Safety  
 Behavior-based Safety for Supervisors  
 Bloodborne Pathogens  
 Carcinogen Safety  
 Chemical Process Safety  
 Cold Stress  
 Compressed Gas Safety  
 Computer Ergonomics  
 Confined Space Entry  
 Construction Safety Orientation  
 Decontamination (HAZWOPER)  
 Defensive Driving  
 Defensive Driving Techniques  
 Electrical Safety Awareness  
 Emergency Disaster Preparedness  
 Emergency Response  
 Emergency Response and Spill Control (HAZWOPER)  
 Ergonomics Awareness  
 Fall Protection Awareness  
 Fire and Explosion Hazards (H)  
 Fire Prevention and Safety  
 First Aid--Automated External Defibrillator  
 First Aid--Basic

First Aid--CPR  
First Aid--Medical Emergencies  
Forklift Safety  
Hand and Power Tool Safety  
Hazard Communication  
Hazard Communication (HAZWOPER)  
Hearing Conservation  
Heat and Cold Exposure Management (HAZWOPER)  
Heat Stress  
Hydrogen Sulfide  
Indoor Hoisting and Rigging  
Industrial Ergonomics  
Job Hazard Analysis  
Laboratory Safety  
Ladder and Scaffolding Safety  
Ladder Safety  
Laser Safety Training  
Lead Awareness  
Lockout/Tagout  
Liquefied Petroleum Gas (LPG) Safety  
Machine Guarding Safety  
Material Handling and Storage  
Material Safety Data Sheets  
Office Ergonomics  
Office Safety  
OSHA 300 Recordkeeping  
Personal Protective Equipment  
Portable Fire Extinguishers  
Powered Industrial Truck Safety  
PPE/Respiratory Protection (HAZWOPER)  
Personal Protective Equipment: Body Protection  
PPE: Eye and Face Protection  
PPE: Foot and Leg Protection  
PPE: Hand Protection  
Personal Protective Equipment: Head Protection  
Radiation Safety  
Regulatory Information  
Regulatory Overview (HAZWOPER)  
Respiratory Protection  
Safe Work Practices  
Signs and Tags  
Site Control (HAZWOPER)  
Site Safety and Health Plan Procedures (HAZWOPER)  
Slips, Trips, and Falls  
Toxicology (HAZWOPER)  
Trenching and Excavation Safety  
Tuberculosis: Prevention and Control  
Welding, Cutting, and Brazing

Workplace Safety Orientation  
 Workplace Security Awareness  
 Workplace Hazardous Materials Information System  
 Field Sales Skills Simulation  
 Field Sales Foundations  
 Planning Your Field Sales Approach  
 Applying Your Field Sales Approach  
 Completing Your Field Sales Approach  
 Territorial Account Sales Skills Simulation  
 The Territorial Account Sales Approach  
 Understanding Your Target Customers Business  
 Effectively Using Customer-focused Research Meetings  
 Gaining Access to Key Personnel at Your Target Accounts  
 Delivering High-impact Territorial Account Sales (TAS) Presentations  
 Inside Sales Skills Simulation  
 Preparing for Outbound Sales Calls  
 Initiating Outbound Sales Calls  
 Completing Outbound Sales Calls  
 Preparing for Inbound Sales Calls  
 Completing Inbound Sales Calls  
 Strategic Account Sales Skills Simulation  
 The Strategic Account Sales Approach  
 Understanding Your Customer  
 Conducting Effective Sales Research Meetings  
 Working with Your Customers Key Players  
 Delivering High-impact Sales Presentations  
 Power Prospecting  
 Finding the Pain You Can Cure  
 Influencing Your Customers Decision  
 Presenting Your Solution  
 Building Relationships for Continuing Success  
 Sales Team Management Simulation  
 Building a Winning Sales Team  
 Using Business Tools to Manage Sales Teams  
 Motivating a Winning Sales Team  
 Communicating in Sales Teams  
 Advanced Sales Simulation  
 Developing Your Full Sales Potential  
 Advanced Sales Communication Techniques: Part One  
 Advanced Sales Communication Techniques: Part Two  
 Time is Money: Spend It Well  
 Preparing for the Executive-level Sale Simulation  
 Prepare for Success  
 Strategic Planning  
 Progressing through the Complex Sale  
 Presenting Your Proposition  
 Negotiating to Mutual Benefit  
 From Executive-level Sale to Strategic Partnership

Progressing through the Complex Sale Simulation  
 Closing Executive-level Sales Simulation  
 Professional Selling in the Knowledge Economy Simulation  
 The Profession of Selling  
 Professional Selling in the Knowledge Economy  
 Sales Math 101: Developing a Sales Plan for Success  
 Sales Manufacturing: Opportunity Development Simulation  
 Sales Manufacturing(TM): Identifying Sales Opportunities  
 Sales Manufacturing(TM): Sales Production  
 Sales Communication Techniques Simulation  
 Sales Communications Foundations  
 Sales Communications Essentials  
 Telesales Communications  
 Fundamental Components of a Business Case  
 Developing Target Market Strategy  
 Understanding Positioning  
 The Marketing and Sales Plan  
 Pricing for Profitability  
 Presenting Your Case  
 Strategic IT Planning Simulation  
 Setting the Stage for IT Success  
 Strategic Decision Making  
 IT Challenges: Present and Future  
 Strategic Management - Planning  
 Strategic Management - Analysis and Choice  
 Strategic Management - Corporate Implementation  
 Business Management and Strategy  
 Technology Management and Strategy  
 Cost Advantage via Value Chain Analysis  
 Competitive Intelligence: Planning and Direction  
 Competitive Intelligence: Information Gathering  
 Competitive Intelligence: Analysis & Dissemination  
 Globalization and Our Changing World  
 Globalization and Your Company  
 The Process of Globalizing a Product or Service  
 Managing from a Global Viewpoint  
 What Is Systems Thinking?  
 Building a Healthy System  
 Systems-thinking Models and Thinking Skills  
 System Archetypes  
 Redesigning Your Organization: Part I  
 Redesigning Your Organization: Part II  
 Taking Systems Thinking into Your Personal Life  
 Determine Need and Select the Project Manager  
 Developing the Cross-functional Team  
 Achieving Results as a Cross-functional Team  
 Cultivating a High-performance Project Team Simulation  
 Building a High-performance Team

Harnessing Collective Knowledge  
 Managing a Project with Your Team  
 Maintaining Project Team Peak Performance  
 Fixing Broken Teams  
 Creating High-performance On-site Teams Simulation  
 Launching Successful On-site and Virtual Teams  
 Leading Successful On-site Teams  
 Leading Virtual Teams  
 Facilitating On-site and Virtual Teams  
 Leading Virtual Teams Simulation  
 Participating in Teams Simulation  
 Effective Team-building Strategies  
 Effectively Communicating in Teams  
 The Individuals Role in a Team  
 Making Teams Work Simulation  
 Team Conflict: The Seeds of Dissent  
 Analyzing Workplace War Zones  
 Getting Past Clashes: Valuing Team Diversity  
 Conquering Conflict through Communication  
 The Path to Peace and Harmony  
 Managers Performance Guide - Team Conflict Skills  
 Managing and Leading the Virtual Team Simulation  
 Virtual Team Basics  
 Virtual Project Management  
 Virtual Team Leadership  
 TestPrep 1Z0-042 Oracle Database 10g: Administration I  
 TestPrep 220-601 A+ Essentials  
 TestPrep 220-602 A+ IT Technician  
 TestPrep 220-604 A+ Depot Technician  
 TestPrep 640-861 Designing for Cisco Internetwork Solutions (DESGN)  
 TestPrep 642-502 Securing Networks with Cisco Routers and Switches (SNRS)  
 TestPrep 642-812 Building Converged Cisco Multilayer Switched Networks (BCMSN)  
 TestPrep 642-845 Optimizing Converged Cisco Networks (ONT)  
 TestPrep 70-089 Planning, Deploying, and Managing Microsoft Systems Management Server 2003  
 TestPrep 70-431 TS: Microsoft SQL Server 2005 - Implementation and Maintenance  
 TestPrep 70-526 C# - TS: Microsoft .NET Framework 2.0 - Windows-Based Client Development  
 TestPrep 70-526 VB - TS: Microsoft .NET Framework 2.0 - Windows-Based Client Development  
 TestPrep 70-528 C# - TS: Microsoft .NET Framework 2.0 - Web-Based Client Development  
 TestPrep 70-528 VB - TS: Microsoft .NET Framework 2.0 - Web-Based Client Development  
 TestPrep 70-529 VB - TS: Microsoft .NET Framework 2.0 - Distributed Application Development  
 TestPrep 70-536 C# - TS: Microsoft .NET Framework 2.0 - Application Development Foundation  
 TestPrep 70-536 VB - TS: Microsoft .NET Framework 2.0 - Application Development Foundation  
 TestPrep Certified Information Systems Security Professional (CISSP)  
 TestPrep E20-001 Storage Technology Foundations  
 TestPrep hdo-400 HDI Customer Support Specialist (CSS)  
 TestPrep Project Management Professional (PMP) PMBOK Guide Third Edition Aligned  
 TestPrep Systems Security Certified Practitioner (SSCP)  
 TestPrep Using Word 2007

TestPrep XK0-002 Linux+  
 DOT 1: Hazardous Materials Table  
 DOT 2: Packaging and Labeling  
 DOT 3: Shipping Papers  
 DOT 4: Loading and Storage  
 IATA 1: Hazard Class Identification/Classification  
 IATA 2: Marking and Labeling  
 IATA 3: Packaging  
 IATA 4: Documentation  
 IATA 5: Limitations and Shipment Review  
 Introducing Encryption and Cryptography  
 Lotus Notes 6 End User: Using Notes 6 Mail Remotely  
 Lotus Notes 6 End User: iNotes  
 Small Business Server 2000  
 .NET Solution Vision and Requirements  
 Developing .NET Specifications, Strategies, and Conceptual Design  
 Creating the .NET Logical Design  
 Creating the .NET Physical Design  
 Cisco Design Principles  
 Cisco Concepts for Structuring Networks  
 Basic Cisco Campus Switching Design Considerations  
 Basic Cisco WAN Design Considerations  
 Cisco IP Addressing Design Concepts  
 Cisco Routing Protocol Design Considerations  
 Introduction to Cisco Security Design Concepts  
 Introduction to Cisco Voice Design Concepts  
 Introduction to Cisco Network Management Design Concepts  
 Cisco Design Case Study  
 Windows Forms and Controls in VB.NET  
 Input Validation and Error Handling in VB.NET  
 Printing, Reporting, Help, Accessibility, Localization, and Globalization in VB.NET  
 Testing and Instrumenting Applications in C#  
 Application Maintenance and Optimization in C#  
 Making Content Dynamic with DHTML  
 Adding Services and Components in VB.NET  
 DHTML and Cascading Style Sheets  
 Assemblies and Configuration in .NET  
 Security with C#  
 Examining Cisco Customer Requirements and Existing Network Topology Methodologies  
 Introduction to Communications Methods and Equipment  
 Introduction to WAN Technologies  
 Java technologies for web services  
 Lotus Notes 6 End User: Using the Calendar & To Do List features, & TeamRoom Collaboration  
 Designing a Voice over IP Solution  
 UNIX Shell Scripting Tools  
 Microsoft Office 2000 - Deployment and Administration  
 Microsoft Office 2000 - Beginning Word  
 Microsoft Office 2000 - Intermediate Word

Microsoft Office 2000 - Beginning Excel  
 Microsoft Office 2000 - Intermediate Excel  
 Microsoft Office 2000 - Beginning PowerPoint 2000  
 Microsoft Office 2000 - Advanced PowerPoint 2000  
 TCP/IP, Routing and Host Security  
 Information Warfare and Web Security  
 Intrusion Detection and Risk Management  
 PKI and Steganography  
 Wireless Security  
 Windows XP Security and IIS Security  
 Managing Software, System Services and Auditing  
 Microsoft Office 2000 - Beginning Outlook  
 Microsoft Office 2000 - Advanced Outlook  
 Testing and Instrumenting Web Applications in VB.NET  
 Web Application Tracing and Debugging in VB.NET  
 Web Application Maintenance in VB.NET  
 Microsoft Office 2000 - Beginning Project  
 Microsoft Office 2000 - Intermediate Project 2000  
 Windows 2000: Core Technologies - Network Fundamentals  
 Windows 2000: Core Technologies - TCP/IP  
 Windows 2000: Core Technologies - Internet Fundamentals  
 Windows 2000 - New Features and Architecture  
 Windows 2000 - Installation  
 Windows 2000 - Administration  
 Windows 2000 - Users  
 Windows 2000 - Groups and Terminal Services  
 Windows 2000 - Files and Folders  
 Windows 2000 - Advanced File and Folder Management  
 Windows 2000 - Hardware Configuration and Optimization  
 Lotus Notes 6 End User: Personalizing Notes 6 features  
 Windows 2000 - Storage and Printing  
 Getting Started with Word 2003  
 Working with Documents in Word 2003  
 Basic Features of Excel 2003  
 Excel 2003 Formulas and Functions  
 Windows 2000 - Events  
 Advanced Data Management in Excel 2003  
 Advanced Data Analysis in Excel 2003  
 Windows 2000 - Backup and Recovery  
 Windows 2000 - Group Policy  
 Windows 2000 - Implementing a Network Infrastructure: Addressing and Naming Services  
 Windows 2000 - Implementing a Network Infrastructure: IP Routing  
 Windows 2000 - Implementing a Network Infrastructure: Security  
 Windows 2000 - Installing and Configuring Active Directory  
 Windows 2000 - Active Directory Replication and DNS  
 Windows 2000 - Active Directory Security and Management  
 Windows 2000 - Network Design: Networking  
 Windows 2000 - Network Design: Addressing and Naming Services

Windows 2000 - Network Design: Remote Access Services  
 Windows 2000 - Network Design: Routing Technologies  
 Windows 2000 - Network Design: Remote Connectivity  
 Microsoft Windows 2000 - Active Directory Design: Directory Services Infrastructure  
 Microsoft Windows 2000 - Active Directory Design: Directory Services Security  
 Microsoft Windows 2000 - Active Directory Design: Schema and Replication  
 Windows 2000 Script Host: Automating Administration Tasks  
 Using Visual Studio .NET to Deploy a Web-based Application  
 Planning and Starting the Deployment of a .NET Web Application  
 Microsoft Windows Server 2003: Designing the Infrastructure  
 Microsoft Windows Server 2003: Creating the Design  
 Object-Oriented Analysis and Design with UML: Fundamentals  
 Object-Oriented Analysis and Design with UML: Exploring System Behavior  
 Object-Oriented Analysis and Design with UML: Finding Classes  
 Object-Oriented Analysis and Design with UML: Analyzing the System  
 Object-Oriented Analysis and Design with UML: System and Object Behavior  
 Object-Oriented Analysis and Design with UML: Designing the System  
 Object-Oriented Analysis and Design with UML: Design and Implementation Issues  
 Microsoft Windows Server 2003: The Network Services Infrastructure Conceptual & Logical Design  
 Printing, Help, and Automated Formatting in Word 2003  
 Microsoft Windows Server 2003: Designing RAS Services for the Network Infrastructure  
 Microsoft Windows Server 2003: Network Infrastructure Physical Design II-Internet Connectivity  
 Windows Services in VB.NET  
 Interoperability and Serviced Components  
 .NET Remoting  
 XML Data Access in VB.NET  
 Java web service clients  
 Working with Tables and Media Features in Word 2003  
 Microsoft Office 2003: New Features for End Users  
 Microsoft Office 2003: New Features for Advanced Users  
 Microsoft Office 2003: New Applications  
 ASP.NET User Interface Considerations  
 Globalizing ASP.NET Applications  
 Advanced ASP.NET Topics  
 Adding Professional Features to an ASP.NET User Interface  
 Getting Started with Windows Server 2003  
 System Administration in Windows Server 2003  
 Managing Windows Server 2003 Internet Services  
 Implementing Switching in the Network  
 Configuring VLANs and VTP  
 Implementing Spanning Tree Protocol  
 Enhancing Spanning Tree Protocol  
 Implementing Multilayer Switching in the Network  
 Improving Availability on Multilayer Switched Networks  
 Examining Cisco AVVID Services and Applications  
 Implementing QoS in Multilayer Switched Networks  
 Optimizing and Securing Multilayer Switched Networks  
 Understanding Metro Ethernet



Windows Server 2003 Terminal Services and System Recovery  
 Enabling On-demand Connections to a Central Site  
 Address Translation  
 Enabling Permanent Connections to a Central Site  
 Enhancing On-demand Connectivity  
 Broadband Technologies  
 Virtual Private Networks  
 Managing Network Performance  
 Advanced Data Exchange in Excel 2003  
 Advanced IP Addressing  
 Working with IPv6 and Network Address Translation  
 Routing Principles  
 Formatting Data in Excel 2003  
 Excel 2003 Chart and Multimedia Features  
 Advanced Customization in Excel 2003  
 Windows 2000 - Active Directory Group Policy  
 Windows 2000 - Implementing a Network Infrastructure: Remote Access & Network Protocols  
 Implementing EIGRP  
 Configuring EIGRP  
 Configuring the Open Shortest Path First Protocol  
 OSPF for Multiple Area Domains  
 Configuring the IS-IS Protocol  
 Manipulating IP Routing Protocols  
 Influencing Route Selection  
 Configuring Basic BGP  
 BGP Path Selection Process  
 Enabling Dial Backup for a Primary Connection  
 Configuring IKE and IPSec  
 Customizing Controls and Events in VB.NET  
 Advanced Validation and Collaboration in Excel 2003  
 Creating Basic Presentations using PowerPoint 2003  
 Customizing PowerPoint 2003 Presentations  
 Settings, Customization, and Office 2003 Integration with PowerPoint 2003  
 Printing and Collaborating in Excel 2003  
 Slide Layout and Design in PowerPoint 2003  
 Finalizing PowerPoint 2003 Presentations  
 Structuring, editing, saving, and opening documents in Word 2003  
 Working with text and paragraphs in Word 2003  
 Running, Broadcasting, and Reviewing PowerPoint 2003 Presentations  
 Advanced formatting in Excel 2003  
 Preparing PowerPoint 2003 Presentations for Effective Delivery  
 Using Visuals in PowerPoint 2003 Presentations  
 Getting Started with Access 2003  
 Basic Access 2003 Tables  
 Basic Access 2003 Forms  
 Using Queries and Reports in Access 2003  
 Personalizing and Maintaining Access 2003  
 Microsoft Office 2003: New Features for Outlook Users

Enhancing Tables, Forms, and Reports in Access 2003  
 Advanced Querying in Access 2003  
 Working with Data and Presentation in Access 2003  
 Access 2003 and the Web  
 Access 2003 Programmability  
 Database Administration in Access 2003  
 Creating Diagrams with Visio 2003  
 Developing Diagrams with Visio 2003  
 Visio 2003 and Other Programs  
 Getting Started with Publisher 2003  
 Printing and Working with Graphics and Objects in Publisher 2003  
 Working with E-mail and Web Sites in Publisher 2003  
 Advanced Design Techniques and Printing with Publisher 2003  
 Working with Mail and Catalog Merges in Publisher 2003  
 Working with Text Boxes, Text, and Tables in Publisher 2003  
 Microsoft SMS 2003: Key Features and Enhancements  
 Microsoft SMS 2003: Collecting Inventory and Software Metering  
 Microsoft SMS 2003: Managing Collections, Queries, and Reports  
 Microsoft SMS 2003: Managing Software Updates  
 Microsoft SMS 2003: Using Remote Tools  
 Microsoft SMS 2003: Maintaining SMS Systems  
 Microsoft SMS 2003: The Pre-planning Phase  
 Microsoft SMS 2003: Planning the Hierarchy  
 Microsoft SMS 2003: Planning Deployment  
 Microsoft SMS 2003: Installing and Configuring Clients  
 Microsoft SMS 2003: Installing and Configuring Sites  
 Wireless Communication Basics  
 1G and 2G Communication Systems  
 3G Communication Systems  
 2.5G Communication Systems  
 Bluetooth and HomeRF  
 New Features Review of Microsoft Office XP  
 New and Enhanced Features for End-Users in Office XP  
 Office XP for the Advanced User  
 Common Features in Microsoft Office XP  
 Alternative Access Methods in a Wireless Environment  
 Overview of SQL Server 2000  
 Getting Started with Quicken 2001  
 Getting Started with Works 6.0  
 Installing, Configuring, and Upgrading SQL Server 2000  
 SQL Server 2000 Databases  
 Transferring and Transforming Data in SQL Server 2000  
 Security in a Microsoft SQL Server 2000 Environment  
 Introduction to Netscape 6  
 Basic Concepts of Exchange 2000 Server  
 Active Directory in Exchange 2000 Server  
 Installing and Upgrading Exchange 2000 Server  
 Configuring Exchange 2000

Managing and Monitoring Exchange 2000  
 Managing SQL Server 2000 Databases  
 Backing Up SQL Server 2000 Databases  
 Restoring SQL Server 2000 Databases  
 SQL Server 2000 Replication  
 Monitoring SQL Server 2000 Performance  
 SQL Server 2000 High Availability  
 SQL Server 2000, XML, and the Web  
 Design Concepts for Web Sites  
 Advanced HTML Design Elements  
 The Basic Features and Functionality of FrontPage 2002  
 Macromedia Flash 5 Web Design Tools  
 Advanced Technology Concepts for Web Designers  
 Introduction to QuickBooks 2001  
 Getting Started with Dreamweaver 4  
 Fundamentals of Rational Rose 2001  
 Java 2 Language Basics  
 Creating Classes in Java 2  
 Java 2 Language Features  
 Core Java 2 Utilities  
 Introduction to Creating GUIs in Java 2  
 Introducing Microsoft .NET  
 Getting Started with Visio 2000  
 Up and Running with Visio 2000  
 Getting Started with Internet Explorer 5.5  
 Getting Started with Flash 5  
 Up and Running with Flash 5  
 Using the Shell in Linux  
 Managing the Filesystem in Linux  
 Administration Tasks in Linux  
 What Microsoft .NET Means for IT Professionals  
 Advanced Data Management in Excel 2002  
 Advanced Data Manipulation and Analysis in Excel 2002  
 Basic Features of Excel 2002  
 Optimizing Excel 2002  
 Creating Documents in Word 2002  
 Working with Documents in Word 2002  
 Up and Running with Dreamweaver 4  
 Networking Essentials  
 Internet Site Development  
 Internet Fundamentals  
 Advanced Internet Concepts  
 Analyzing Requirements and Resources for Microsoft Exchange 2000 Server  
 Designing Exchange 2000 Functionality  
 Deploying and Troubleshooting Exchange 2000 Server  
 Designing and Implementing Security in SQL Server 2000  
 The SQL Server 2000 Logical Data Model  
 Using T-SQL in SQL Server 2000

SQL Server 2000 Indexes  
 SQL Server 2000 Programming Business Logic  
 SQL Server 2000 Transactions and Distributed Data  
 Analyzing and Optimizing SQL Server 2000 Queries  
 FrontPage 2002 Basics  
 Enhancing and Managing Web Sites with FrontPage 2002  
 Getting Started with Fireworks 4  
 Getting Ahead with QuickBooks 2001  
 Getting Started with Photoshop 6.0  
 Up and Running with Photoshop 6.0  
 Building Remote Access Networks Introduction  
 Address Translation and Access Control for Cisco Networks  
 Getting Started with Paint Shop Pro 7  
 Up and Running with Paint Shop Pro 7  
 Advanced Formatting and Navigation in Word 2002  
 Advanced Document Features in Word 2002  
 Collaborative Features in Word 2002  
 Building and Modifying Web Sites in FrontPage 2002  
 Enhancing and Publishing Web Sites in FrontPage 2002  
 Introduction to Access 2002 (non-audio)  
 Intermediate Access 2002 (non-audio)  
 Microsoft Small Business Server 2000 Administration  
 Microsoft Small Business Server 2000 Features  
 Getting Started with Adobe Acrobat 5.0  
 Up and Running with Adobe Acrobat 5.0  
 Installing and Integrating Internet Information Services 5.0  
 Administering and Configuring Internet Information Services 5.0  
 Installation of ISA Server 2000  
 Access Policies, Caching, and VPNs in Microsoft ISA Server 2000  
 Firewalls and Access to Internal Resources with Microsoft ISA Server 2000  
 Monitoring, Reporting, and ISA Server Enterprise Edition  
 Advanced Database Design in Access 2002  
 Advanced Database Features in Access 2002  
 Getting Started with Illustrator 9.0  
 Introducing Outlook 2002  
 Identifying, Adding, and Removing PC Systems (non-audio)  
 Installation and Configuration of PCs and Components (non-audio)  
 Components, Printers, Networks, and Safety (non-audio)  
 Introduction to Clustering in a Microsoft Windows 2000 Environment  
 Cluster Administration and Resource Management in Microsoft Windows 2000  
 Cluster Maintenance and Troubleshooting in Microsoft Windows 2000  
 Optimizing File Sizes with ImageReady 3  
 Managing Outlook 2002  
 Operating System Technologies (non-audio)  
 Interconnecting Cisco Network Devices - Introduction  
 Getting Started with Cisco Networks  
 Interconnecting Catalyst Switches in Cisco Networks  
 Interconnecting Networks with TCP/IP

Configuring Novell IPX in Cisco Networks  
 Up and Running with Illustrator 9.0  
 Creating Presentations using PowerPoint 2002  
 Getting Started with FreeHand 10  
 Getting Started with Roxio Easy CD Creator  
 Introducing Oracle9i Database  
 Manageability Enhancements in Oracle9i  
 Moving on with FreeHand 10  
 Up and Running with Freehand 10  
 Administering Security in a Microsoft Windows NT 4.0 Environment  
 Cisco Internetwork Troubleshooting - Introduction  
 Applying Cisco Troubleshooting Tools  
 Diagnosing and Correcting Campus Problems in a Cisco Internetwork  
 Diagnosing and Correcting Switch and VLAN Problems in a Cisco Internetwork  
 Windows XP: Fundamentals  
 Windows XP: Advanced  
 Getting Started with GoLive 5  
 Up and Running with GoLive 5  
 Moving On with GoLive 5  
 Hardware Considerations for Linux Installations  
 Installation and Package Management for Linux  
 Shell Scripting in Linux  
 Networking Fundamentals for Linux Administrators  
 Security within a Linux Environment  
 Customizing, Running, and Broadcasting PowerPoint Presentations  
 PowerPoint 2002 Customization and Office XP Integration  
 Introducing Windows XP  
 The Fundamentals of Flash 5  
 Animation, Sound, Interactivity, and Publishing in Flash 5  
 Availability Features in Oracle9i  
 Scalability and Performance in Oracle9i  
 Development Platform in Oracle9i  
 Security Overview for Oracle9i Administrators  
 Architecture and Administration Tools in Oracle9i  
 Database and Instance Management in Oracle9i  
 Database Structures in Oracle9i  
 Managing Files, Folders, and Devices in Microsoft Windows XP  
 System Reliability and the Desktop in Windows XP Professional  
 Server Installation Planning for Server+  
 Server Installation and Configuration for Server+  
 Server Maintenance and Upgrading for Server+  
 Server Troubleshooting and Disaster Recovery for Server+  
 Data Storage in Oracle9i  
 Tables and Indexes in Oracle9i  
 Data Integrity in Oracle9i  
 Getting Started with Microsoft Windows XP  
 Up and Running with Microsoft Windows XP  
 Backup and Security Settings in Microsoft Windows XP

Installing Windows XP Professional  
 Using a Digital Camera  
 Planning for Deployment of Microsoft Biztalk 2000  
 Installing and Configuring BizTalk Server 2000  
 BCRAN Appendix  
 Building and Modifying Web Sites in FrontPage 2002  
 Macromedia DreamWeaver 4 Web Design Tools  
 Getting Started with Paint Shop Pro 7  
 Document Exchange in Microsoft Biztalk 2000  
 Administering BizTalk Server 2000  
 Starting Work with Dreamweaver 4  
 Designing and Managing a Web Site with Dreamweaver 4  
 Bridging and Inter-VLAN Routing  
 Moving to Visual Basic .NET  
 Advanced Language Features of Microsoft VB.NET  
 Windows Forms and ASP.NET  
 Users and Profiles in Oracle9i  
 Privileges and Roles in Oracle9i  
 Globalization and Auditing in Oracle9i  
 CIT Appendices  
 XML Web Services and Microsoft.NET  
 Building Web Services and Web-Service Clients with Microsoft .NET  
 Getting Started with ColdFusion 5  
 Data Retrieval and Manipulation in Macromedia ColdFusion 5  
 Advanced Elements in Dreamweaver 4  
 Working with Complex Data in Macromedia ColdFusion 5  
 Reusing Code in Macromedia ColdFusion 5  
 Extending your ColdFusion 5 Toolkit  
 Exception Handling in Macromedia ColdFusion 5  
 Fundamentals of Internet Explorer 6  
 Moving on with Internet Explorer 6  
 Using the Works 2002 Spreadsheet  
 Getting Started with Macromedia Fireworks 4  
 Creating Animated Objects in Macromedia Fireworks 4  
 Using Fireworks 4 with Dreamweaver and Flash  
 Introduction to Internetworking  
 OSI Lower Layers  
 OSI Layer 3  
 OSI Upper Layers  
 Beginning C#  
 Programming C# for the VB6 Developer  
 Inside C#  
 Programming C# for the C++ Developer  
 Planning for Deployment of Microsoft Commerce Server 2000  
 Deployment Tasks for Microsoft Commerce Server 2000  
 Advanced Web Authoring: SSI  
 Advanced Web Authoring: CGI and PERL  
 Operating Systems and TCP/IP

Remote Access and Network Security  
 Fault Tolerance and Troubleshooting Networks  
 Introduction to Security in Networked Environments  
 Encryption Technologies  
 Firewalls and VPNs  
 Using Word 2002  
 Using TurboTax 2001  
 Networking Overview for Oracle9i Administrators  
 Oracle Network Configuration in Oracle9i  
 Backup and Recovery Overview and Configuration in Oracle9i  
 User-Managed and RMAN Backup and Recovery in Oracle9i  
 Recovery Manager Maintenance in Oracle9i  
 Transporting and Loading Data in Oracle9i  
 Internetwork Security  
 Highly Available Web Infrastructure Solutions in Microsoft Windows 2000  
 Technologies for Highly Available Solutions in a Windows 2000 Environment  
 Highly Available Network Services and Logical-Network Solutions in Windows 2000  
 Highly Available Physical-Network Solutions in a Windows 2000 Environment  
 Home Networking with Microsoft Windows XP  
 Working with Money 2002  
 Basic Animation in Macromedia Flash MX  
 Increased Application of Macromedia Flash MX  
 J2EE Architecture  
 Java Database Connectivity  
 RMI and the Java Message Service  
 CORBA and the Java IDL  
 Microsoft Works 6.0 Tasks and Programs  
 Introduction to ASP.NET  
 Building ASP.NET Applications  
 Advanced ASP.NET  
 Features, Deployment, and Installation of Application Center 2000  
 High-Availability Concepts and Monitoring in Microsoft Application Center 2000  
 Developing a Commerce Server 2000 Solution  
 Data Management in Commerce Server 2000  
 Network Security Issues  
 Configuring and Managing Microsoft Application Center 2000  
 Installation and Basic Configuration of Linux  
 Administering the User Environment in Linux  
 Hardware and Troubleshooting in Linux  
 Planning a Linux Implementation  
 Creating Reports with Crystal Reports  
 Managing Resources, File Systems, Disks, and Web Services in Windows 2000  
 Managing and Monitoring Network Security, Routing, and TCP/IP in Windows 2000  
 Managing DHCP, DNS, and Name Resolution on a Microsoft Windows 2000 Network  
 Managing Windows 2000 Servers and Client Computers  
 Managing Groups and Replication through the Active Directory in Windows 2000  
 Managing Group Policy in Windows 2000  
 Managing Remote Access Solutions in Windows 2000

Designing the Topology of Cisco Networks  
 Working with Quicken 2002 Deluxe  
 Getting Started with Project 2002 (non-audio)  
 Scope Definition for Project Managers  
 Project Planning  
 Project Execution and Closure  
 Getting Started with Windows Server 2003  
 Operating System and File Security Issues  
 Intrusion Detection and Response in Networked Environments  
 Security Analysis and Auditing in Networked Environments  
 Configuring and Troubleshooting IIS 5.0 in Windows 2000  
 Basic Concepts of FreeHand 10  
 Up and Running with Project 2002 (non-audio)  
 Tracking and Reporting with Project 2002 (non-audio)  
 Documents in FreeHand 10  
 Securing Access to Networks  
 Introduction to Building Scalable Cisco Internetworks  
 Configuring and Implementing BGP in Cisco Networks  
 Basic Design Functionality of Macromedia Flash MX  
 Advanced Design Functionality of Macromedia Flash MX  
 Objects in FreeHand 10  
 Basic Concepts of Information Technology (non-audio)  
 Performance Tuning Methodology and Tools in Oracle9i  
 Tuning Memory Structures in Oracle9i  
 Tuning Database Structures in Oracle9i  
 Tuning Systems and Applications in Oracle9i  
 XML Language Basics  
 Style Sheets and Links  
 Security Management and Operations Security Practices  
 Access Control and Physical Security  
 Cryptography and Network Security  
 Security Architecture and Applications Security  
 Business Continuity Planning, Law, and Ethics  
 Workgroup, Collaboration, and Advanced Reporting Options in Project 2002 (non-audio)  
 Data Sources, Templates, and Customization in Project 2002 (non-audio)  
 Solaris 9 Installation and OpenBoot  
 Solaris 9 System Administration  
 Getting Started with Pocket PC 2002  
 Digital Photography from HP  
 Using the Computer and Managing Files (non-audio)  
 Word Processing in Microsoft Word 2002 (non-audio)  
 Spreadsheets in Microsoft Excel 2002 (non-audio)  
 Database in Microsoft Access 2002 (non-audio)  
 Presentation in Microsoft PowerPoint 2002 (non-audio)  
 Wireless LAN Technologies  
 Introduction to Telecommunications  
 Telecommunications Essentials  
 Using Basic Dreamweaver MX Tools



Getting Started with a Palm Handheld Device  
 Using ActionScript in Flash MX  
 Objects, Functions, and Components in Flash MX  
 Features and Uses of VideoWave 5  
 Computer Telephony Integration  
 Developing EJBs  
 Persistence and Transactional Issues Affecting EJBs  
 Developing Servlets  
 Developing JSPs  
 Developing J2EE Clients  
 Packaging and Deploying J2EE Applications  
 Java 2 Security Features  
 Solaris 9 System Operations  
 Using Fireworks MX with Dreamweaver MX and Flash MX  
 Working with Images in Macromedia Fireworks MX  
 ADO.NET Connections and Commands  
 Building ADO.NET DataSets  
 Advanced ADO.NET Programming  
 Adding Interactive Objects in Macromedia Fireworks MX  
 Introduction to Netscape 6.2  
 Introduction to ISDN  
 ISDN Protocols  
 Digital Subscriber Line  
 Overview of ATM  
 Protocol Models  
 ATM Standards and Applications  
 Getting Started with ColdFusion MX  
 Data Retrieval and Manipulation in Macromedia ColdFusion MX  
 Using Advanced Dreamweaver MX Tools  
 Structuring Web Pages with Macromedia Dreamweaver MX  
 Frame Relay Concepts  
 Solaris 9 Device and File System Management  
 Solaris 9 Management Tools  
 Solaris 9 Security  
 Frame Relay Signaling and Applications  
 Getting Started with Wireless Home Networking  
 Overview of SONET and SDH  
 An Overview of Database Design  
 Systems and Signals  
 The Database Design Methodology  
 Solaris 9 Networking  
 Introduction to UNIX  
 UNIX System Architecture  
 Getting Started with Programming  
 Designing Programs  
 Solaris 9 Naming Services  
 Solaris 9 Advanced Installation  
 Solaris 9 File Systems and Storage

Application Deployment in .NET  
 Deployment of Windows-Based .NET Applications  
 Testing and Instrumenting VB.NET Applications  
 Application Maintenance and Optimization in VB.NET  
 Solaris 9 Systems Supervision  
 Getting Started with Wireless Networking  
 Network Configuration within a Linux Environment  
 Administering the System in a Linux Environment  
 IPv6  
 Introduction to MPLS  
 Working with UNIX Files and Directories  
 Working with UNIX Programs  
 Text Editing and Printing in UNIX  
 Customizing the UNIX User Environment  
 An Introduction to Database Systems  
 Relational Databases  
 Database Data Management  
 Working with Complex Data in ColdFusion MX  
 Creating Reusable ColdFusion MX Code  
 Enhancing ColdFusion MX Applications  
 Working with Persistent Data in ColdFusion MX  
 Using the Dreamweaver MX Development Environment  
 Introducing Dreamweaver MX and ASP.NET  
 Using Dreamweaver MX to Develop ASP.NET Applications  
 Implementing Quality of Service  
 Delivering Voice and Data in Diverse Network Environments  
 Using Dreamweaver MX to Develop ColdFusion MX Applications  
 Creating Diagrams in Visio 2002  
 Working with Diagrams in Visio 2002  
 Virtual Private Network Solutions  
 Getting Started with Photoshop 7.0  
 Windows Server 2003 Administration and Services Support  
 UNIX Shell Scripting Basics  
 Writing UNIX Shell Programs  
 Networking Concepts  
 Network Security Overview  
 Internet Security Technologies, Network Vulnerabilities  
 Secure Communications  
 Windows Security  
 UNIX Security  
 Introduction to Signals and Signal Transmission  
 Managing Personal Finance with Money 2003  
 Cisco IOS Device Configuration and Management  
 Interconnecting Catalyst Switches  
 Determining IP Routes  
 Assemblies and Configuration in .NET  
 Security with VB.NET  
 General Security Concepts

Communications Security  
 Infrastructure Security  
 Operational and Organizational Security  
 Up and Running with Photoshop 7.0  
 Designing and Maintaining LDAP Directory Services  
 Backing up Windows and UNIX  
 Application Design Enhancements  
 Programming Enhancements  
 Application Implementation  
 LDAP Fundamentals  
 Lotus Notes 6 Client  
 Lotus Domino 6 Server  
 Lotus Notes 6 End User: Using Notes and Notes Mail  
 IBM Lotus: Collaboration using Sametime and QuickPlace  
 Managing Personal Finances with Quicken 2003 Deluxe  
 Overview of the U.S. Constitution (by SkillSoft)  
 GUI Design Fundamentals  
 Web-Based Interface Design  
 Microsoft ActiveX Technologies  
 ANSI C Programming: Introducing C  
 ANSI C Programming: Data Representation  
 ANSI C Programming: Expressions  
 ATM Architecture and Protocols  
 Introducing COBOL  
 COBOL: The DATA DIVISION  
 COBOL: Advanced Programming  
 C++ Programming: Structured Programming  
 C++ Programming: Classes and Data Abstraction  
 C++ Programming: Programming Techniques  
 Cisco IMCR: Installing and Maintaining the 12000 Series II  
 Cisco CID: Internetwork and Campus LAN Design  
 Cisco CTD: TCP/IP Network Design  
 Cisco CID: WAN Design  
 Cisco CID: WAN Protocols  
 Cisco CID: TCP/IP Routing Protocols  
 Database Technologies - Data Warehousing: Fundamentals  
 Database Technologies - Data Warehousing: Building, Using, and Managing  
 ECDL/ICDL Module 1: Basic Concepts of Information Technology I  
 ECDL/ICDL Module 1: Basic Concepts of Information Technology II  
 ECDL/ICDL Module 2: Using the Computer and Managing Files  
 ECDL/ICDL Module 3: Word Processing in Microsoft Word 2000 I  
 ECDL/ICDL Module 3: Word Processing in Microsoft Word 2000 II  
 ECDL/ICDL Module 4: Spreadsheets in Microsoft Excel 2000 I  
 ECDL/ICDL Module 4: Spreadsheets in Microsoft Excel 2000 II  
 ECDL/ICDL Module 5: Database in Microsoft Access 2000 I  
 ECDL/ICDL Module 5: Database in Microsoft Access 2000 II  
 ECDL/ICDL Module 6: Presentation in Microsoft PowerPoint 2000 I  
 ECDL/ICDL Module 6: Presentation in Microsoft PowerPoint 2000 II

Microsoft Exchange Server 5.5: Basic Concepts  
 Microsoft Exchange Server 5.5: Planning and Design Considerations  
 Microsoft Exchange Server 5.5: Installing and Getting Started  
 Microsoft Exchange Server 5.5: Configuring Exchange Components I  
 Microsoft Exchange Server 5.5: New and Advanced Features  
 ISDN, Frame Relay, X.25, and ATM  
 DHTML Fundamentals  
 Technical Support: Introduction to Windows  
 Technical Support: Browser and E-mail  
 Microsoft Internet Information Server 4.0: Security  
 Microsoft Internet Information Server 4.0: SSL and Certificate Server  
 Internet Security: Secure Web Commerce  
 Internet Security: Internet Site Security  
 Internet Security: Multi-tier Virus Protection  
 Java 2: Language Basics  
 Java 2: Creating Classes  
 Java 2: Language Features  
 Java 2: Core Utilities  
 Java 2: Introduction to Creating GUIs  
 Java Enterprise Connectivity: Swing and the JFC  
 Java Enterprise Connectivity: Java Database Connectivity (JDBC)  
 Java Enterprise Connectivity: Remote Method Invocation (RMI) and Serialization  
 Java Enterprise Connectivity: CORBA and the Java IDL  
 Java Enterprise Connectivity: Servlets  
 Java Enterprise Connectivity: Enterprise Java Beans (EJB)  
 Java Enterprise Connectivity: Security Features  
 JavaScript: Language Basics  
 Microsoft Office 97: Beginning Word 97  
 Microsoft Office 97: Intermediate Word 97  
 Microsoft Office 97: Advanced Word 97  
 Microsoft Office 97: Beginning Excel 97  
 Microsoft Office 97: Intermediate Excel 97  
 Microsoft Office 97: Advanced Excel 97  
 Microsoft Office 97: Excel for Power Users 97  
 Microsoft Office 97: Beginning Access 97  
 Microsoft Office 97: Advanced Access 97  
 Microsoft Windows Millennium Edition: Multimedia  
 Mainframe: Applying JCL  
 Mainframe: ISPF  
 Mainframe: CICS Fundamentals  
 Mainframe: JCL Fundamentals  
 Microsoft Office 97: FrontPage 97  
 Microsoft Office 97: PowerPoint 97  
 Microsoft Office 97: Advanced Word 97  
 Microsoft Office 2000: Beginning Project  
 Microsoft Office 2000: Intermediate Project  
 Microsoft Office 2000: Advanced Project  
 Microsoft Office 2000 - Solution Development: Fundamentals

Microsoft Office 2000 - Solution Development: Building Applications  
 Microsoft Office 2000 - Solution Development: Developing Applications  
 Microsoft Office 2000 - Solution Development: Developing Excel Applications  
 Microsoft Office 2000 - Solution Development: Developing Word Applications  
 Microsoft Office 2000 - Solution Development: Advanced Solution Development  
 Microsoft Office 2000 - Solution Development: Developing with FrontPage  
 Microsoft Office 2000 - Solution Development: Designing and Deploying a Solution  
 Microsoft Office 97: Advanced Excel 97  
 Microsoft Office 97: Beginning Excel 97  
 Microsoft Office 2000: Beginning Word (Classic)  
 Microsoft Office 2000: Intermediate Word (Classic)  
 Microsoft Office 2000: Advanced Word (Classic)  
 Microsoft Office 2000: Word for Power Users  
 Microsoft Office 2000: Beginning Excel (Classic)  
 Microsoft Office 2000: Intermediate Excel (Classic)  
 Microsoft Office 2000: Advanced Excel (Classic)  
 Microsoft Office 2000: Excel for Power Users (Classic)  
 Microsoft Office 2000: Beginning Access (Classic)  
 Microsoft Office 2000: Intermediate Access (Classic)  
 Microsoft Office 2000: Advanced Access (Classic)  
 Microsoft Office 2000: Beginning PowerPoint (Classic)  
 Microsoft Office 2000: Advanced PowerPoint (Classic)  
 Microsoft Office 2000: Beginning Outlook (Classic)  
 Microsoft Office 2000: Advanced Outlook (Classic)  
 Microsoft Office 2000: Beginning FrontPage (Classic)  
 Microsoft Office 2000: Advanced FrontPage (Classic)  
 Microsoft Office 97: Intermediate Excel 97  
 Microsoft Windows 2000 - Installation and Administration: Installation  
 Microsoft Windows 2000 - Installation and Administration: Groups and Terminal Services  
 Microsoft Windows 2000 - Installation and Administration: Advanced File and Folder Management  
 Microsoft Windows 2000 - Installation and Administration: Hardware Configuration & Optimization  
 Microsoft Windows 2000: Network Protocols and Remote Access  
 Microsoft Windows 2000 - Network Design: Routing Technologies  
 Microsoft Windows 2000 - Active Directory Design: Directory Services Infrastructure  
 Microsoft Windows 2000 - Active Directory Design: Directory Services Security  
 Microsoft Windows 2000 - Implementing an Active Directory Infrastructure: Installation & Configuration  
 Microsoft Windows 2000 - Implementing an Active Directory Infrastructure: Security and Management  
 Microsoft Windows 2000 - Security Design: Managing and Securing Resources  
 Microsoft Windows 2000 - Security Design: Security Solutions  
 Microsoft Windows 2000 - Core Technologies: Network Fundamentals  
 Microsoft Windows 2000 - Core Technologies: TCP/IP  
 Microsoft Windows 2000 - Core Technologies: Internet Fundamentals  
 Microsoft VBScript: Language Basics I  
 Microsoft VBScript: Language Basics II  
 Microsoft VBScript: Advanced Language Topics  
 Microsoft Windows 2000 Script Host: Automating Administration Tasks  
 Microsoft Windows 2000 Professional: Getting Started

Microsoft Windows 2000 Professional: Up and Running  
 Database Technologies - Object-Relational DBMSs: Characteristics  
 Database Technologies - Object-Relational DBMSs: Mechanisms and Implementation  
 Object-Oriented Analysis - Objects and Classes  
 Object-Oriented Design  
 Oracle®i Database Administration: Creating Tables and Indexes  
 Oracle®i Performance Tuning: Optimizing I/O  
 PL/SQL: Packages and Triggers  
 OOAD with the UML: Fundamentals  
 OOAD with the UML: Rational Rose 98 - Fundamentals  
 Microsoft Solution Architectures: Solutions Life-Cycle Analysis Phase  
 Microsoft Solution Architectures: Physical Design and User Interface  
 Web and Database Integration  
 Fundamentals of Database Design  
 Normalization and Physical Database Design  
 Data Flow Diagrams  
 Entity Relationship Diagrams  
 Completing the Logical Model  
 Data Dictionaries  
 Systems Analysis Fundamentals  
 Microsoft SQL Server 7.0: Data Warehousing  
 Microsoft SQL Server 7.0: Architecture and Features  
 Microsoft SQL Server 7.0: Upgrading and Migration  
 Microsoft SQL Server 7.0: Backing Up Data  
 Microsoft SQL Server 7.0: Automating Administration  
 Microsoft SQL Server 7.0: Security  
 Microsoft SQL Server 7.0: Monitoring and Optimizing  
 Microsoft SQL Server 7.0: Restoring and Managing Data  
 Microsoft SQL Server 7.0: Basic Transact-SQL  
 Microsoft SQL Server 7.0: Creating Databases  
 Microsoft SQL Server 7.0: Advanced Transact-SQL  
 Microsoft SQL Server 7.0: Stored Procedures and Triggers  
 Microsoft SQL Server 7.0: Indexes and Views  
 SQL Programming: Data Handling Techniques  
 SQL Programming: Database Queries  
 Oracle Introduction: SQL and SQL\*Plus  
 Oracle Introduction: Using Functions and Retrieving Data  
 Oracle Introduction: Subqueries, Reports, and DML  
 Oracle Introduction: Database Objects  
 Oracle Introduction: Controlling Database Access and Integrity  
 Oracle Introduction: PL/SQL Fundamentals  
 Microsoft Windows 98 - Implementation and Support: Security  
 Microsoft Windows 98 - Implementation and Support: Performance Tuning and Optimization  
 Voice Over IP  
 Microsoft TCP/IP on Windows NT 4.0: DNS Server  
 UNIX: Overview  
 UNIX: Working with Files  
 UNIX: Process and Data Utilities

UNIX: Shell Programming  
 Microsoft Visual Basic 5.0 Fundamentals: Basic Concepts  
 Microsoft Visual Basic 5.0 Fundamentals: Forms, Variables, and Procedures  
 Microsoft Visual Basic 5.0 Fundamentals: Testing and Debugging  
 Microsoft Visual Basic 5.0 Fundamentals: Application Control  
 Microsoft Visual Basic 5.0 Fundamentals: Developing Database Applications  
 Microsoft Visual Basic 5.0 Fundamentals: Introducing ActiveX  
 Microsoft Visual Basic 6.0 Desktop: Controls  
 Microsoft Visual Basic 6.0 Desktop: Forms, Controls, and Menus  
 Microsoft Visual Basic 6.0 Desktop: Validation, Error Handling, and Help  
 Microsoft Visual Basic 6.0 Desktop: Introduction to Data Access  
 Microsoft Visual Basic 6.0 Desktop: Compilation and Debugging  
 Microsoft Visual Basic 6.0 Desktop: Introduction to COM Components  
 Microsoft Visual Basic 6.0 Desktop: Creating COM Components 1  
 Microsoft Visual Basic 6.0 Desktop: Creating COM Components 2  
 Microsoft Visual Basic 6.0 Desktop: Building Internet Applications  
 Microsoft Visual C++ 5.0: Developing MFC Applications - Fundamentals  
 Microsoft Visual C++ 5.0: Developing MFC Applications - MFC Programming  
 Microsoft Visual C++ 5.0: Developing MFC Applications - User Interface Programming I  
 Microsoft Visual C++ 5.0: Developing MFC Applications - Database Applications  
 Microsoft Visual C++ 5.0: Developing MFC Applications - ATL COM  
 B-ISDN: Architecture and Channels  
 B-ISDN: Networks and Protocols  
 Database Fundamentals  
 Database Management  
 ARS Centrifuge Safety  
 ARS Electrical Safety  
 Creating and Working with PDFs in Adobe Acrobat 8  
 Editing and Reviewing in Adobe Acrobat 8  
 Forms and Document Security in Adobe Acrobat 8  
 Advanced Features of Adobe Acrobat 8  
 Using Adobe Reader 8  
 Writing a Business Case  
 Core Concepts in Business Analysis  
 Enterprise Analysis and Making a Business Case  
 Introduction to Requirements Planning  
 Requirements Planning and Management  
 Eliciting Requirements  
 Analyzing Requirements Using Models  
 Refining and Documenting Requirements  
 Communicating and Implementing Requirements  
 Support Center Services  
 Establishing Team and Customer Relationships  
 Interacting with the Customer  
 Effective Communication Skills  
 Managing Conflict, Stress, and Time  
 Customer Service Procedures  
 Managing the Quality of the Customer Support Service Center

Management Tools and Metrics  
 Preparing the Exchange Server 2007 Infrastructure  
 Installing and Transitioning to Exchange Server 2007  
 Environmental Management Systems (EMS)  
 Food Safety and Handling  
 Electrostatic Discharge Safety Training  
 Lockout/Tagout for Authorized Persons  
 Pandemic Flu (Bird Flu) Awareness  
 Sprains and Strains  
 Defensive Driving: Truck Safety  
 IT Security Awareness  
 Human Resources Flexibilities  
 Compensation and Benefits Strategies  
 Employee and Labor Relations Strategies  
 Safety, Health, and Security Strategies  
 ITIL V3 - ITIL and the Service Lifecycle  
 ITIL V3 - Service Strategy Fundamentals  
 ITIL V3 - Service Strategy Processes  
 ITIL V3 - Service Design Fundamentals  
 ITIL V3 - Service Design Processes  
 ITIL V3 - Service Transition Processes and Principles  
 The Automotive Industry Overview  
 The Oil and Gas Industry Overview  
 The Pharmaceutical Industry Overview  
 The Food and Beverage Industry Overview  
 The Health Care Industry Overview  
 The Banking Industry Overview  
 The Manufacturing Industry Overview  
 The Retail Industry Overview  
 The Telecommunications Industry Overview  
 The Insurance Industry Overview: Version 2  
 Sexual Harassment Awareness for Employees  
 Supervisor and Manager Sexual Harassment Awareness  
 Harassment in the Workplace  
 Supervisor and Manager Sexual Harassment Awareness - Multi-State Edition  
 Code of Conduct  
 Workplace Ethics  
 Workplace Diversity Awareness  
 Workplace Violence  
 Anti-Money Laundering  
 Export Controls  
 Managing in a Global Business Environment  
 Managing Cross-Functions  
 Managing for High Performance  
 Managing Managers  
 Managing Upward Relationships  
 Advanced Formatting in Excel 2007  
 Advanced Data Management in Excel 2007



Advanced Customization in Excel 2007  
 Customizing Outlook 2007 and Using the Journal  
 Configuring Rules, Alerts, and Junk E-mail Settings in Outlook 2007  
 Working with SharePoint, Calendars, and Forms in Outlook 2007  
 Creating Custom Slide Shows in PowerPoint 2007  
 Distributing Presentations in PowerPoint 2007  
 Advanced Document Navigation and Document Reviews in Word 2007  
 Using Tables, Charts, and Graphics in Word 2007  
 Getting Started with Access 2007  
 Basic Access 2007 Tables  
 Getting Started with Excel 2007  
 Manipulating and Formatting Data and Worksheets  
 Excel 2007 Formulas and Functions  
 Getting Started with Outlook 2007  
 Formatting and Managing E-mail in Outlook 2007  
 Using the Calendar in Outlook 2007  
 Using Contacts, Tasks, Notes, and Customizing the Interface in Outlook 2007  
 Completing Searches, Printing Items, and Working with RSS Feeds in Outlook 2007  
 Getting Started with PowerPoint 2007  
 Adding Graphics to Presentations in PowerPoint 2007  
 Adding Multimedia and Animations to Presentations  
 Creating and Designing a Project  
 Creating Visio 2007 Diagrams  
 Enhancing and Customizing Diagrams in Visio 2007  
 Collaborating and Using Visio 2007 With Other Programs  
 Getting Started with Word 2007  
 Working with Text and Paragraphs in Word 2007  
 Structuring, Editing, Saving, and Opening Documents in Word 2007  
 Printing, Help, and Automated Formatting in Word 2007  
 Working with Documents in Word 2007  
 Analyzing Data in Excel 2007  
 Protecting and Sharing Excel 2007 Workbooks  
 Exchanging Data with Excel 2007  
 Data Security, Archiving, and Working Offline in Outlook 2007  
 Instant, Text, and Unified Messaging in Outlook 2007  
 Business Contact Manager with Outlook 2007  
 Advanced Data Manipulation Features in Word 2007  
 Advanced Document Features in Word 2007  
 Collaborative Features in Word 2007  
 Installing Windows Vista  
 Getting Started with Windows Vista  
 Work with Files, Programs, and Printing in Windows Vista  
 Navigating the Web and System Maintenance with Windows Vista  
 Lean Concepts  
 Non-value-added Steps and Tasks  
 Lean Tools  
 Total Productive Maintenance  
 Quality Function Deployment (QFD)

Robust Design and Process  
Failure Mode and Effect Analysis  
Design for X (DFX)  
Special Design Tools  
Introduction to Six Sigma  
Six Sigma Process Improvement  
Six Sigma Projects and Project Teams  
Managing and Deploying Six Sigma  
Leadership  
Team Dynamics  
Developing and Deploying Strategic Plans  
Managerial Skills and Abilities  
Communication Skills and Project Management  
Quality Systems, Models, and Theories  
Problem-Solving and Process Management Tools  
Measurement: Assessment and Metrics  
Customer-Focused Management  
Supply Chain Management  
Training and Development  
Six Sigma and Lean in the Organization  
Design for Six Sigma in the Organization  
Microsoft Windows 2000 Professional: Getting Started  
Project Management Fundamentals  
Transitioning into a Project Management Role  
Initiating and Planning a Project  
Managing a Project  
Troubleshooting and Closing the Project  
Introduction to Program Management  
Program Life Cycle and Organization  
Program Management Processes and the Initiating Process Group  
Program Planning  
The Executing Process Group  
Monitoring, Controlling, and Closing Programs  
Introduction to Portfolio Management  
Portfolio Management Processes and the Organization  
Portfolio Management Process Groups  
Thinking Strategically  
Sustaining Competitive Advantage  
The Imperatives of Innovation and Leadership in Strategy  
Planning and Implementing a Business Strategy  
Cisco IMCR: The 2500 and 3600 Series  
Microsoft Windows 2000 Professional: Up and Running

## BIOFUELS AND BIOBASED PRODUCTS

Ms. DeLauro: Please update the response to the previous hearing record on the initiatives the Department has implemented related to biofuels and biobased products procurement.

Response: The Department has ongoing efforts to implement biobased products procurement. USDA developed and presented a case to the Federal Acquisition Regulation (FAR) Council to amend the FAR to include the biobased procurement provisions of FSRIA section 9002 and section 943 of the Energy Policy Act of 2005. The FAR case was published as final in the *Federal Register* on November 7, 2007. In addition, USDA published three additional final rules in the *Federal Register*, on May 14, 2008, bringing the total number of designated items (those product categories that require Federal preferred procurement) up to twenty-seven. Including the items designated in the first round of rulemaking, we have identified a total of 2,741 products from 659 companies that may qualify for preferred procurement. USDA is currently working to establish a voluntary Biobased Labeling Program. When completed, this rule will create the criteria by which qualifying biobased product manufacturers and vendors will be permitted to market commercially with a USDA biobased product label.

USDA has taken a proactive lead in educating and issuing guidance internally as well as to other Federal agencies, and to the public regarding the BioPreferred Program. In an effort to kickoff an aggressive marketing campaign, at the start of fiscal year 2007, USDA established "BioPreferred<sup>SM</sup>" as the new brand identity for program. USDA's strategy to effectively implement this marketing campaign is focused on the following: 1) establishing the Department as a leader in biobased purchases, and 2) providing support and guidance to other Federal agencies and to biobased manufacturers. In order for the program launch to be considered successful from an internal perspective, USDA is working to significantly increase its biobased procurements to "lead by example" - with a target goal of establishing USDA as the "flagship" for the program. To this end, USDA is encouraging the use of both designated and non-designated biobased products - with the goal to increase the number of contracts containing biobased products by 50 percent by 2012.

Examples of USDA's biobased procurements include the use of biobased cleaning products in USDA's Headquarters janitorial contracts and the incorporation of biobased cafeteria-ware throughout cafeterias.

USDA is working aggressively with the Office of Management and Budget/Office of Federal Procurement Policy, the Office of the Federal Environmental Executive (OFEE), and other Federal agency representatives to explore opportunities to effectively track and report biobased product purchases.

## OIG AND GAO AUDITS

Ms. DeLauro: Please give a brief overview of OIG and GAO reports listed in the explanatory notes.

Response: An overview table has been provided for the record.

[The information follows:]

Audit Number	Entrance Date	Update as of	Audit Title	Status
<b>GAO FY 2007</b>				
GAO-07-781	July 2007		Influenza Pandemic	Draft Report issued 07/2007 - No Recommendations for DA
310778-VA Hacker	30-Nov-2006	23 May 2008	Privacy Implications of the May 2006 data Breach at Veterans Affairs.	OICO has lead, no recommendations for DA.
310778-FOIA	30-Jul-2007	23 May 2008	FOIA Improvement Plans Progress	Additional FOIA officer hired to separate Departmental function from DA function. Reduction in backlog down to within 90 day required limit achieved January 2008. New FOIA guidance published; updated the website; instituted the DOJ tracking and reporting procedures as required.
360801-OPPM	12-Jun-2007	23 May 2008	Exposure to Indoor Mold	Final Report has not been issued. Expected issuance date for the final report is august 2008.
450489-PI-Infrastructure Protection	22-Mar-2007	23 May 2008	Critical Infrastructure Protection for Pandemic Influenza.	Final Report Issued 10/2007 - No Recommendations
543177-Leasing Trends	17-Oct-2006	23 May 2008	Federal Leasing Trends and Challenges	Final Report Issued 01/2008 - No Recommendations for DA
310793-Empl ID	29-Jun-2007	23 May 2008	Implementation of Federal Employee Identification Initiative	Final Report Issued 4/2008 - No Recommendations
<b>OIG FY 2007</b>				
50601-14-AT	23-Jul-2007	23 May 2008	Effectiveness and Enforcement of Suspension and Debarment Regulations	Final Report not issued.
<b>GSA-OIG</b>				
06-0082	2-Nov-2006	23 May 2008	GSA Lease Delegation	Nation-wide audit - No Recommendations for DA

## FTE INCREASES

Ms. DeLauro: The budget request reflects a large increase in FTE's between fiscal year 2007 and fiscal year 2008 for total Departmental Administration. What positions are being filled and why is the DA account reflecting such a large increase?

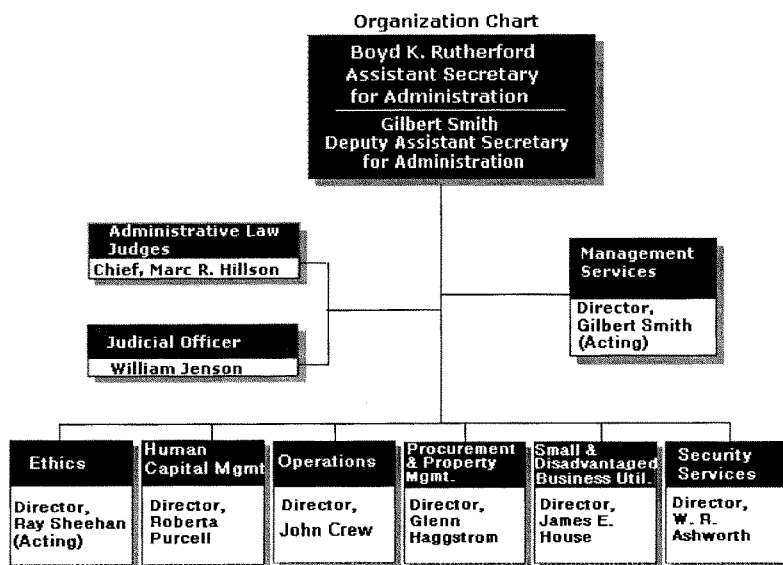
Response: The additional FTEs within DA are due to the centralization of ethics activities within the Department.

## DA ORGANIZATIONAL CHART

Ms. DeLauro: Please provide an updated organizational chart for Departmental Administration.

Response: The information is submitted for the record.

[The information follows:]



Last Modified: 01/30/2007

## SOUTH BUILDING SPACE CONDITIONS

Ms. DeLauro: Please list any conditions and locations in the South Building that have made space uninhabitable for employees during any time period of fiscal years 2007 and 2008.

Response: The South Building was built in the 1930's before the time of computers, networks, or even the need for women's restrooms. Many of the major building plumbing, mechanical, and electrical systems have reached the end of their useful life. On average, an office or suite of offices is

shutdown daily for repairs usually in non-renovated areas of the South Building. Repairs are disruptive to the occupants in offices, data centers, facilities maintenance space, Mail Center, and common areas. Typical conditions that require the space uninhabitable are:

- Roof and drain leader failures—repairs to the roof and leaders require demolition to the space to patch the roof and/or replace corroded piping, remediation of hazardous material (asbestos and lead) and cosmetic repairs to the walls, ceilings and floors.
- Steam condensation line failures—repairs to these lines requires occupants maintaining USDA buildings to vacate while repairs are ongoing.
- Sewer line backups—sewage backups are caused when the pumps fail. This impacts the occupants and users of sub-basement and basement levels of the South building. Occupants on these lower levels must vacate the area until repairs and clean up is complete. General-use facilities which include exercise rooms and the post office are not available to employees.
- Water lines—failure of these lines impact occupants on all levels. In winter months, hot water lines feeding condensing units freeze and fail frequently. Occupants must vacate while repairs are completed.
- Moisture intrusion—because the building has not been waterproofed or fenestrations weatherized over the years, moisture penetrates the building, especially in the lower levels. Mold remediation is required in office areas and other spaces.

The following is a representative list of some actual building closures in fiscal years 2007 and 2008:

- The electrical branch circuitry is outdated and inadequate for modern offices. Over the past 2 years there were over 1,250 office power outages reported. These power outages had varying degrees of impact on the offices.
- The building air conditioning system in the un-modernized areas is outdated and unable to provide sufficient cooling for the facility. Over 1,100 window and portable air conditioning units have been installed in the complex so occupants can work.
- Room 400-E was closed for a day in the fall of 2007 to repair water damaged walls and ceilings.
- Room 408-W was closed in May 2008 due to termite infestation.
- Room 21-E was closed due to water intrusion from restroom plumbing.
- Room 140-E, OBPA data room, was impacted by malfunctioning temperature controls in the spring of 2008.
- Room 327, FSIS conference room, was closed for one week for repairs associated with fallen ceiling plaster in the spring of 2007.
- Rooms 5110, 4110, 3110, 2110, and 1110 (same room on 5 floors) were closed for rain leader replacement in April 2008.
- The 2<sup>nd</sup> wing C Street side restrooms were closed for 2 days in May 2008 for water line repairs.
- The 3<sup>rd</sup> floor Whitten buffet has been closed since June 2008 to replace floor drains. This was causing leaks in the Secretary of Agriculture's suite.

- The drain line that serves the Whitten Building basement buffet cafeteria was clogged on 2 occasions between April and June 2008, and the cafeteria was delayed in opening on each occasion.
- The Yates Building Child Development Center was closed in January 2007 for approximately 5 weeks due to a clog in the main sewer line in the rear of the building.
- An induction unit in the 5500 corridor of the South Building froze and displaced employees in the 5400 and 5300 areas for several days in January 2008.
- Leaking induction units in the Whitten Building in Rooms 516-A through 520-A displaced the occupants for approximately 2 weeks while the leaks and floor were repaired in January 2008.

#### USDA HUMAN RESOURCES INFORMATION SYSTEM

Ms. DeLauro: The fiscal year 2009 budget request includes an increase of \$930,000 for Department Leadership for the USDA Human Resources System. How much of this increase would go to travel, training, and administrative costs? Are you hiring additional FTEs? Why is this increase necessary?

Response: The Department of Agriculture, in accordance with directives from the Office of Management and Budget (OMB), is implementing Department-wide systems for its human resources processing to include systems for classification and staffing, recruitment, labor and employee relations, time and attendance, and worker's compensation. The additional \$930,000 requested is Departmental Administration's (DA) portion of the annual costs associated with these systems. None of the \$930,000 increase requested is for travel, training, or salary for additional FTEs. Specifically, the time and attendance system will not only provide a common electronic platform for the Department, it will eliminate the internal control deficiencies inherent in one of USDA's current systems and will bring the Department into compliance with OMB Circular A-123 requirements. Without this increase, DA will be unable to support these systems and, as a result, be unable to comply with Departmental and OMB directives, as it will not have the necessary funding.

#### ASSET MANAGEMENT PROGRAM

Ms. DeLauro: The fiscal year 2009 budget request includes an increase of \$696,000 for contractual services and system development aspects of the Asset Management Program. How much of this increase would go to travel, training, and administrative costs? Are you hiring additional FTEs? Why is this increase necessary?

Response: This budget request is required to satisfy the ongoing requirements of E.O. 13327, Federal Real Property Asset Management, the Department's approved Asset Management Plan, and to attain "green" status in the President's Management Agenda initiative in fiscal year 2009. The request is for contractual support to complete necessary system development requirements and to make necessary system modification as required by OMB and the FRPC; annual update/refresh of USDA's Asset Management Plan, and other major scorecard-required documents; development and conduct of training for CPAIS Personal Property and associated travel. This cost also includes administrative support to the Department's Real Property Council, annual refresh of the Asset Management and Agency Building Block Plans, maintaining

the Department's enterprise property management system, CPAIS to comply with the reporting requirements of the Federal Real Property Council, engineering support to review agency capital programs, and agency portfolio reviews.

#### OFFICE OF ETHICS CONSOLIDATION

Ms. DeLauro: Provide additional information on the transfer and consolidation of \$3,424,000 and all Ethics activities under the Office of Ethics in DA. Include details of the previous structure and the new consolidated structure. Did FTE's transfer to the Office of Ethics in DA? Also include a list of the Agencies and the amount transferred from their budget in fiscal year 2008.

Response: On February 1, 2008, USDA Secretary signed the Secretary's Memorandum 1030-065, Reorganization of the Departmental Administration Office of Ethics (OE). The reorganization combined and centralized the multiple agency and mission area ethics programs within USDA into one unified USDA Ethics Program. Previously, most ethics services provided to USDA employees, other than to leadership staff, were provided through 11 agencies. There was limited manpower, coverage, continuity of service, promotion potential, and uniformity of advice. Additionally, most of the USDA Ethics Program was not accountable to the Designated Agency Ethics Official. As reorganized, OE will consist of a headquarters office (OE-HQ) with four branch offices, including a Science Branch; Farm, Conservation and Rural Programs Branch; Marketing, Regulatory and Nutrition Branch; and a Forestry Services Branch. Centralization of the USDA Ethics Program under OE will result in: (1) direct program accountability to the Designated Agency Ethics Officer, who will be directly responsible for all aspects of the USDA Ethics Program, including the selection, training, and supervision of all USDA ethics personnel; (2) greater continuity of services and uniformity of advice; and, most importantly, (3) a higher standard of ethics advice available to USDA employees. The FTEs transfer will be done in FY 2009. For FY 2008, the FTEs have been transferred by reimbursable agreements. A list of the transfers by agency is submitted for the record. [The information follows:]

#### List of Ethics Transfers to Departmental Administration FY 2009

<u>Agency Name</u>	<u>FTE</u>	<u>Grade</u>	<u>Costs</u>
FAS/RMA	1	GS-13	\$147,000
ARS	1	GS-14	131,000
	1	GS-13	158,000
	1	GS-12	116,000
	1	GS-9	104,000
	1	GS-7	85,000
	<u>1</u>	<u>GS-6</u>	<u>68,000</u>
	6		662,000



721

FS	1	GS-14	51,000
	1	GS-13	134,000
	3	GS-12	442,000
	<u>1</u>	GS-5	<u>64,000</u>
	6		691,000
NRCS	1	GS-14	177,000
	1	GS-13	152,000
	<u>1</u>	GS-9	<u>102,000</u>
	3		431,000
FSA	1	GS-13	150,000
	<u>2</u>	GS-12	<u>252,000</u>
	3		402,000
RD	1	GS-13	155,000
	<u>1</u>	GS-9	<u>95,000</u>
	2		250,000
FSIS	1	GS-14	162,000
	1	GS-12	116,000
	<u>1</u>	GS-11	<u>100,000</u>
	3		378,000
FNS	1	GS-13	147,000
APHIS	1	GS-14	170,000
	<u>1</u>	GS-13	<u>146,000</u>
	2		316,000
*NFC	0	GS-14	13,000
	1	GS-13	147,000
	<u>1</u>	GS-7	<u>73,000</u>
	2		233,000
Total:	29		<u><u>\$3,657,000</u></u>
		Appropriated	\$3,424,000
		Reimbursement	<u>233,000</u>
		Total Transfer	<u><u>\$3,657,000</u></u>

CHANGE TO GENERAL PROVISION

Ms. DeLauro: The budget requests a change to general provision 701 to increase the authority for purchase of passenger motor vehicles from 182 to 327. Why is this change requested? What Agencies plan to use this authority in fiscal year 2009?

Response: The Department collects information based on each agency's planned purchases via the Federal Automotive Statistical Tool (FAST) system. Based on agency data, an estimate is made of agency planned purchases and is reflected in the general provision. The agencies that plan to purchase vehicles are as follows: the Animal and Plant Health Inspection Service; the Natural Resources Conservation Service; the Agricultural Research Service; the Foreign Agricultural Service; the Agricultural Marketing Service; and Rural Development.

#### GSA RENT ACCOUNT INCREASE

Ms. DeLauro: The fiscal year 2009 budget request includes an increase of \$13,407,000 for the Central Rent Account. In fiscal year 2008, the Central Rent Account also included funding for the DHS Building Security account, which is now being requested as a separate budget line. Was the DHS Building Security funded out of the Central Rent Account in fiscal year 2008? What is the total increase in rental payments to GSA from fiscal year 2008 to fiscal year 2009?

Response: The DHS security change was previously funded out of the GSA Rental account.

Ms. DeLauro: The hearing testimony states that part of the requested increase in the Central Rent account is for acquisition of additional space. What additional space is the Department looking to acquire and why is this space needed?

Response: There is no additional space requested as part of the increase in the Central Rent account. The increased amount is a net increase due to expired leases, replacement space, recompetition of expired leases and associated increases in rental rates.

#### ENERGY COST SAVING MEASURES

Ms. DeLauro: What cost and energy savings measures has the DA implemented in fiscal years 2007 and 2008? Include additional information on the Energy Savings Performance Contract with Washington Gas the DA entered into in fiscal year 2007.

Response: In FY 2007 and 2008, DA implemented the following cost and energy savings measures:

- Installed daylight harvesting light fixtures;
- Replaced aging fixtures with energy efficient fixtures;
- Reduced public space lighting levels;
- Replaced existing lights with energy savings light bulbs;
- Repaired lighting sensors;
- Reduced operating hours of heating, air conditioning and ventilation systems;
- Shutdown nine elevators and four escalators;
- Shutdown unneeded computer room air conditioning units;
- Reduced after hours operations of the building air handler units;
- Repaired domestic water lines;

- Installed vending misers and cooler misers;
- Reduced landscaping services (mowing and planting frequency);
- Reduced housekeeping services;
- Performed detailed energy audit; and
- Educated occupants on energy conservation measures.

In FY 2007, Departmental Administration entered into a Utility Energy Savings Contract (UESC) with a utility service provider (Washington Gas) with the goal of achieving reduced energy consumption. UESC is a contract vehicle that utilizes a utility provider to obtain financing for energy conservation projects, which is paid back out of the utility budget by the savings generated from the projects over a specified term. Projects being considered include: Chiller replacement; free cooling; replacement of HVAC systems; summer boiler; lighting renovations; photovoltaic solar power system and water conservation. The annual utility and operational savings of about \$1.2 million will be used to pay Washington Gas as the UESC provider for capital cost of projects over a period of nine years.

#### TRANSFER OF FUNDS

Ms. DeLauro: The fiscal year 2009 budget request includes language that would allow the Secretary to transfer funds from a Departmental agency to this account to recover the full cost of the space and security expenses of that agency that are funded by the Agriculture Buildings and Facilities and Rental Payments account to recover the full cost of the space and security expenses of that agency that are funded within the account when the actual costs exceed the agency estimate which will be available for the activities and payments described in the account. Why is this language needed? Are the full cost of the space and security expenses requested in the fiscal year 2009 budget request?

Response: As currently structured, the GSA Rental Account is affected by continual changes to the GSA space inventory for USDA agencies to support their programmatic requirements. Agencies leave space; enter into leases for other space; and recompetete leases for existing spaces. Therefore the square footage within the GSA Rent inventory is continually being updated. Often the net effect of these lease changes causes agencies to exceed the amounts budgeted for them in the current, enacted appropriations. This language would provide the Central Rent account the flexibility to cover costs when USDA agencies enter into GSA leased space from non-GSA space as well as increased utility, security, and lease costs that are not available at the time of budget formulation. During the next budget development cycle, the GSA inventory is updated, and takes into account such changes. Over the last several fiscal years, the Central Rent account has not been able to absorb these cost changes within the current appropriation, thereby contributing to the GSA Rental Payments shortfall.

The estimate for fiscal year 2009 includes full cost projections for GSA rental space and security expenses.

#### PRIOR YEAR UNOBLIGATED BALANCES

Ms. DeLauro: The fiscal year 2009 budget request also includes language that unobligated discretionary balances available to the Department of

Agriculture provided in this Act or prior year appropriations Acts, not less than \$42,000,000 shall be transferred to the Federal Buildings Fund, General Services Administration to cover shortfalls incurred for prior year rental payments. The explanation of change says the language would allow the Department to use USDA agencies' prior year unobligated balances to pay for shortfalls in payments made in prior years for rent. Why is this language needed? If the language is not included, what options are available to the Department for paying the prior year shortfalls?

Response: The language is needed to cover a structural deficit of \$65.7 million in Rental Payments owed to GSA that began in fiscal year 2004. If this language is not included, USDA would continue to owe GSA \$65.7 million in prior year rental payments. Without the language, the options open to the Department are limited to either continual delinquency on payment of the GSA Rent arrearages, or negotiating forgiveness and a write-off of the rental charges for the arrearages by GSA. To date, GSA has maintained a fixed position that USDA still owes them the back rent.

Ms. DeLauro: The language also includes authority to use discretionary funding from fiscal year 2009 to pay for the shortfall, yet the explanation of change says the Department would use prior year unobligated balances. What fiscal years and what accounts is the Department planning to use to pay the prior year shortfalls? Please list any USDA agencies' prior year unobligated balances that are available at the current time.

Response: Since prior year discretionary fund balances may not be sufficient to cover the full GSA Rental payments shortfall, the authority to use discretionary funding from fiscal year 2009 would be in addition to any unobligated balances from the USDA agencies in FY 2009. The Administration has developed a list of programs with unobligated balances that may be used to address the rental payment shortfall. This list was included in the Mid-Session Review of the 2009 Budget and is included for the record.

[The information follows:]

Agricultural Research Service:

Buildings and Facilities, \$34.68 million

Natural Resources Conservation Service:

Great Plains Conservation Program, \$542 thousand

Water Bank Program, \$745 thousand

Forestry Incentives Program, \$6.033 million

BUILDING REPAIR AND MAINTENANCE INCREASE

Ms. DeLauro: The fiscal year 2009 budget request includes an increase of \$1,968,000 for repairs and maintenance projects for the South Building. Why is this increase necessary? Provide additional information on the

numerous health safety problems referenced in the explanatory notes. Does this increase cover the total costs for repairs and maintenance projects for the South Building?

Response: This increase is necessary to make building repairs to building systems primarily in the South Building. DA has not received funding for the South Building renovation since 2003. Only 24 percent of this multiphase renovation is complete. The South Building Renovation will replace major deteriorated building systems, resolve life safety and environmental issues and increase energy efficiency.

The occupants in the un-renovated areas of the South Building are not protected by sprinkler systems and there is no emergency power as required by current life safety codes. Previous fires have been caused by faulty electrical systems.

Exit capacity is insufficient in certain areas of the building. The fire alarm system requires evacuation of the entire building in the event of an emergency, which would be corrected by a new zoned system.

This increase does not cover the total costs for repairs needed for the South and Whitten Buildings. If funding for repairs is not received, the backlog of deferred maintenance projects will increase substantially.

#### UTILITIES COST INCREASES

Ms. DeLauro: The fiscal year 2009 budget request includes an increase of \$2,400,000 to cover GSA increases for steam and electric utilities for the USDA Headquarters complex. Why is this increase necessary? Please list the total price of GSA's steam for fiscal years 2006 through 2008 and estimated in fiscal year 2009.

Response: This increase is necessary to pay for escalating utility costs, particularly electric costs. From fiscal year 2006 through 2008, DA decreased electrical usage by 4 percent each year, exceeding Energy Policy Act and Executive Order goals, however, costs for electricity increased 27 percent through FY 2007 and 7 percent in FY 2008 over the FY 2006 levels.

Successful energy use reduction measures have been defeated by rapidly increasing costs. In FY 2006, the USDA Headquarters complex used 71,678 million pounds (Mpd) of steam for a cost of \$2,505,142. In FY 2007, the USDA Headquarters used 69,588 Mpd for a 3 percent reduction costing \$2,657,079. As of May 2008, USDA has consumed 56,892 Mpd at a cost of \$2,215,936. The total estimated cost for FY 2008 is projected to be about \$2,500,000. This represents a 9 percent decrease in usage for the same time period in FY 07. In FY 2009 the projected cost for steam is about \$2,700,000. The rapid increases in utility rates have depleted building operational funds.

#### FAIR LABOR STANDARDS ACT

Ms. DeLauro: The fiscal year 2009 budget request includes an increase of \$1,900,000 for annual contract increases due to the Fair Labor Standards Act and collective bargaining. How much of this increase would go to travel, training, and administrative costs? Are you hiring additional FTEs? Why is this increase necessary?

Response: This increase is needed for facilities related contract support of the USDA Headquarters Complex and the George Washington Carver Center. This request supports the goal to ensure quality services so that USDA missions have the space, facilities, mail and property services, personnel support and resources needed to deliver their programs in a timely and efficient manner. The absence of these funds erodes USDA's capability to pay the mandatory increases due to inflation for payroll and other fixed and discretionary costs associated with conducting a program of this type. Any reduction in scope of contract requirements would result in a reduction of services below acceptable levels. Funds requested will not be used for travel, training, administrative costs, or hiring additional FTEs.

#### COOP INCREASE

Ms. DeLauro: The fiscal year 2009 budget request includes an increase of \$1,009,000 for the Continuity of Operations Planning responsibilities. How much of this increase would go to travel, training, and administrative costs? Are you hiring additional FTEs? Why is this increase necessary? Is this requested increase sufficient to cover the total costs of constructing a Sensitive Compartmented Information Facility?

Response: The 2009 request for \$1,009,000 does not include funds for travel, training or administrative needs; and there are no plans to hire additional FTEs with this increase. This increase will assist in meeting the minimum requirements on the White House policy for continuity communications capabilities within the Federal Executive Branch. The directive mandates that Federal Departments and Agencies shall possess, operate and maintain, or have dedicated access to, communications capabilities at their headquarters and Continuity of Government and COOP alternate operating facilities, as well as mobile and in-transit, to ensure the continuation of those functions across the full spectrum of hazards, threats, and emergencies, including catastrophic attacks or disasters. It will allow USDA to construct the SCIF, but it does not provide sufficient funds to meet the security requirements mandated by those who credential the facilities.

#### LIFE SAFETY AND SECURITY SUPPORT

Ms. DeLauro: The fiscal year 2009 budget request includes an increase of \$1,764,000 for life safety and security support. How much of this increase would go to travel, training, and administrative costs? Are you hiring additional FTEs? Why is this increase necessary? Why did GSA start seeking reimbursement in fiscal year 2006 for these services? Are there additional services that GSA used to provide but now requires reimbursement from federal agencies?

Response: The 2009 request for \$1,764,000 does not include funds for travel, training or administrative needs; and there are no plans to hire additional FTEs with this increase. USDA is requesting these funds for preventive maintenance services of the fire alarm and switchgear systems located at the USDA Headquarters Complex and the George Washington Carver Center. Additionally, these funds will be directed to the annual maintenance contracts for: public address system in the USDA Complex; Warden Telephone system; digital radios; the security bollards in the parking areas; and the annual costs associated with maintaining the Automated External Defibrillators located throughout the D. C. Complex. These items are related to the safety of the USDA employees and visitors to the USDA buildings. The communication systems are critical to the command and control of emergencies

within the complex and provide for timely life safety communications to the occupants of the facility. The bollards provide for increased physical security of the facility and its occupants by controlling access to the courts within the perimeter of the building; and the automated external defibrillators provide an enhanced life safety capability for the occupants.

#### BUDGET OBJECT 25.3 INCREASE

Ms. DeLauro: The fiscal year 2009 budget request shows a large increase in object class 25.3, purchases of goods and services, from fiscal year 2008 to fiscal year 2009. What is this increase for?

Response: The increases are for life safety (General/Preventative maintenance) and GWCC-RWA Fire alarm and maintenance.

#### HAZARDOUS MATERIALS MANAGEMENT INCREASE

Ms. DeLauro: The fiscal year 2009 budget requests \$12,281,000 for the Hazardous Materials Management account. The budget justification states the agency cost estimates for the long-term goal of completing all important cleanups are uncertain but are expected to be in the range of several billion dollars. The requested funding level would allow USDA to maintain its pace of cleaning up the highest priority sites contaminated with hazardous materials. If the requested funding is provided, at this pace, how long would it take to complete cleanup of the sites contaminated with hazardous materials? What is USDA's long term plans for completing cleanup of the sites contaminated with hazardous materials?

Response: Long-term cleanup cost estimates, as previously stated, are uncertain but expected to exceed three billion dollars. Assuming the HMM account continues to fund salaries and expenses for Hazardous Materials Management Division and Office of the General Counsel staff, an estimated \$9 million of the \$12.3 million is available for actual cleanup.

USDA would continue its current process of identifying the most serious Departmental threats to public health and the environment each year and funding as many of the cleanup projects to address those threats as possible given available Congressional funding for that year.

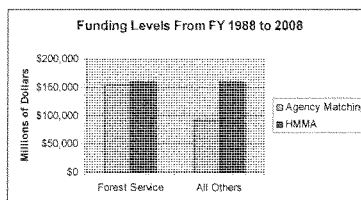
#### HMM SPENDING HISTORY

Ms. DeLauro: How long has USDA been cleaning up sites contaminated with hazardous materials and how much has been spent on this effort to date? What progress has been made since the beginning with this funding? How much of this amount was for cleanup of Forest Service sites?

Response: USDA began its hazardous materials cleanup program in FY 1988 following Congressional establishment of a Hazardous Waste Management appropriation (now Hazardous Materials Management-HMM) in agricultural appropriation legislation. In 1999 the Secretary of Agriculture established a USDA Hazardous Materials Policy Council chaired by the Assistant Secretary for Administration to oversee the cleanup program and to direct and coordinate pollution prevention, control, and abatement within USDA.

Since 1988, Congress has appropriated about \$320 million to the HMM account. USDA uses this funding to pay for (1) salaries and expenses of a small program staff and a team of environmental attorneys who take enforcement actions against potentially responsible parties at USDA cleanup sites, and (2) actual cleanup projects that various USDA agencies oversee. The Forest Service, which is USDA's largest land owner, has the largest inventory of hazardous waste sites. The Forest Service has received approximately 50 percent of HMM funds (see chart next page). The Department has been very successful in bringing an equal share of money back into the program through cost recovery from responsible parties, internal agency contributions, and partnerships with various stakeholders.

Since 1998, USDA has cleaned up approximately 330 Superfund sites. Several additional sites are currently in the final stages of cleanup. Prior to 1998, USDA spent most of the HMM funding to address removal of underground storage tanks under authority of the RCRA, establishment of Superfund site inventories, and performance of assessment and characterization studies prior to conducting cleanups.



Over the years USDA has made significant improvements in the overall management of the program especially in the areas of priority setting and budget accountability. Early on in the program, USDA allocated a set portion of HMM funds to various USDA agencies and let those agencies determine how best to spend the funds. In 2003 and 2004, we eliminated that allocation process in favor of a project-by-project priority-setting process. A Program Focus Panel made up of representatives from key USDA mission areas and offices reviews project proposals to ensure that the most serious threats to public health and the environment receive HMM funds. The Hazardous Materials Policy Council is the final approval authority for Panel recommendations. In the past, USDA made lump sum allocations to USDA agencies. In FY 2005, however, USDA began issuing site-specific reimbursable agreements to USDA agencies to perform scopes of work for identified budgets as detailed in the agreements. The reimbursable agreement process ensures that HMM funds are spent only for Policy Council-approved high priority cleanup projects, provides for greater accountability for HMM funds, and allows unused funds to be reallocated against projects on the approved funding list.

#### HMM FY 2009 FUNDING FOR BARC

Ms. DeLauro: What level of funding is necessary in fiscal year 2009 for USDA to avoid defaulting on the Federally-enforceable cleanup agreement at the Beltsville Agricultural Research Center (BARC)? What amount is requested for the cleanup of BARC in fiscal year 2009? What is the total cost of cleanup up BARC? Provide more information on the cleanup agreement, including the terms and conditions of the agreement. What is USDA doing in fiscal year 2008 and planned in fiscal year 2009 to address the uncontrolled migration of hazardous contaminants at BARC?

Response: The EPA proposed listing the 7,000-acre Henry A. Wallace Beltsville Agricultural Research Center (BARC) facility in Beltsville,



Maryland in 1993 and placed it on the Superfund National Priorities List in 1994. All investigative, planning, actual cleanup and related activities since 1994 have been performed under the provisions of a two-party Federal Facilities Agreement (FFA) between BARC and EPA.

Under the FFA, BARC must be funded at a level sufficient to show substantial progress towards completing investigations and cleanups in accordance with the Site Management Plan. This Plan is a five-year planning device reflective of both on-going and planned future Superfund activities at BARC. It is updated annually to reflect the current status of the program. According to Section XIX of the FFA, failure to submit a "primary document" (i.e., a work product) in the Site Management Plan could result in EPA enforcement actions and/or stipulated penalties of up to \$5,000 for the first week and \$10,000/week thereafter. More specifically, a "primary document" is any final document related to the investigation or cleanup work being conducted at BARC in accordance with the SMP. The Agricultural Research Service (ARS), which owns BARC, has been working cooperatively with EPA based on a mutual commitment to cleaning up BARC. To date, both parties have largely adhered to the provisions in the Site Management Plan. ARS believes that failure to show progress towards completing investigations and cleanups in accordance with the Plan on a repeated basis, without good cause, could trigger EPA enforcement actions and/or stipulated penalties under the FFA.

Through 2007, total investigation, planning, and cleanup costs were approximately \$34 million. To date, USDA has received a "no further action" designation on 107 of 172 areas of concern (AOC) under the agreement. Over 24 cleanups have been completed including the removal of 63,000 cubic yards of contaminated soil and debris on a 10-acre tract of land that was transferred to the Washington Metropolitan Transit Authority in May 2006. An estimated 22 additional AOCs will require further investigation and limited remedial action and four AOCs will require extensive design and remedial work. ARS estimates the total additional cost to complete the BARC cleanup and to achieve NPL de-listing at over \$30 million.

In FY 2008, BARC received about \$700,000 to continue essential recurring functions such as ground water monitoring, geographical information system maintenance, and updating the Site Management Plan. At this level of funding, BARC will be unable to complete the ongoing investigation and cleanup work required under the Site Management Plan.

#### IDAHO MINES INVESTIGATIONS

Ms. DeLauro: The budget justification states the increase will also be used to restart investigatory and oversight work at multiple phosphate mines in Southeast Idaho to address serious threats from selenium poisoning. What agency is responsible for this site? Please provide more information on the investigation and oversight USDA is proposing to do on this site in fiscal year 2009.

Response: The USDA Forest Service, along with other Federal agencies, the State of Idaho, and the Shoshone-Bannock tribe, has conducted investigations revealing serious and wide-spread selenium contamination associated with Southeast Idaho phosphate mines. Thousands of acres of grazing land and wildlife habitat, numerous groundwater wells and springs, and dozens of stream miles of prime fisheries, including those of Yellowstone

cutthroat trout, have been affected. Selenium has reached the Blackfoot River (formerly a blue ribbon fishery) and the upper reaches of the Snake River, which flows into the Salt River in Wyoming.

Nine phosphate mines are located solely or predominantly on National Forest System (NFS) land. The total cost to address contamination from these mines may exceed \$150 million. The USDA Forest Service is the lead Federal agency overseeing investigations and cleanups conducted by the mining companies responsible for the contamination at these mines. The USDA Forest Service also serves as a support agency for an additional mine and industrial facility located on an in-holding within NFS land. The Forest Service spends approximately \$600,000 to \$800,000 per year on oversight activities, leveraging an estimated \$2.5 to \$3.5 million annual expenditure by the mining companies.

The phosphate mines are one of USDA's top priorities; however due to funding reductions, this set of projects did not receive HMM funds in FY 2008. This reduction will have an effect on the FY 2009 work as well as the FY 2009 budget request. The Forest Service submitted a proposal for \$725,000 in HMM funds for FY 2008 and \$800,000 for FY 2009. To make up for the FY 2008 funding shortfall, the Forest Service was forced to take funds reserved for actual cleanup projects and reallocate those funds for oversight. The FY 2009 work includes oversight of mining companies, under Administrative Orders on Consent (AOCs), who are performing site investigations, engineering evaluations/cost analyses, and removal actions at ten mines. The Forest Service provides oversight to meet the terms of the AOCs with the mining companies, as well as to comply with a 2000 Memorandum of Understanding with the State of Idaho, Environmental Protection Agency (EPA), Bureau of Land Management, US Fish and Wildlife Service, Bureau of Indian Affairs, and the Shoshone-Bannock Tribes. Anticipated cleanup options to address selenium contamination include capping the waste rock dumps, surface water management, runoff/seepage treatment, prescribed burns, and soil amendments. This activity includes area-wide work that is difficult to attribute to individual mine sites.

The FY 2009 funding requested for the feasibility study is a continuation of studies at North Maybe, Champ, Mountain Fuel, and Wooley Valley Mines. The use of prescribed burns to permanently reduce plant-available selenium levels in waste rock will be assessed as well as the feasibility of using sulfur amendments in waste rock to suppress selenium uptake as an interim treatment measure.

The first of a series of prescribed burns was conducted in the Fall of 2004. Repeat burning for five years continues to achieve selenium reduction goals; plant re-growth and selenium uptake must be monitored for several years to document removal goals. The Forest Service was able to reallocate funds for the fifth year of prescribed burning and evaluation of residual selenium uptake by re-established plant communities to make up for the FY 2008 HMM funding shortfall. Researchers will also test the combination of sulfur treatment and burning to determine the most practical and effective way to use sulfur as a remediation measure on already established plant communities.

## FUEL CONSERVATION AND USE OF ALTERNATIVE FUELS

Ms. DeLauro: What steps has the Department taken to reduce the Department's petroleum consumption and increasing its use of renewable fuels?

Response: The following highlights the steps taken by the Department to reduce petroleum consumption and increase the use of alternative fuel:

- Seventy five percent of USDA vehicle acquisitions are alternative fuel capable;
- USDA has reduced fleet petroleum usage by two percent as compared to FY 2005 and is on track to achieve a 20 percent reduction by 2015;
- Increased the use of alternative fuels in the fleet by 10 percent as compared to FY 2005;
- Updated regulations to address the petroleum reduction and alternative fuel use provisions of Executive Order (E.O.) 13423, Strengthening Federal Environmental, Energy, and Transportation Management;
- Established, as part of the USDA Sustainable Operations Council (SOC) organizational structure, a departmental working group to provide recommendations to the SOC pertaining to the implementation of the transportation provisions of E.O. 13423;
- Conducts annual reviews of agency light-duty vehicle GSA lease orders to ensure compliance with USDA policy to acquire E85;
- Conducts annual post-purchase compliance reviews of the USDA agencies' purchases of light duty vehicles to ensure that alternative fuel vehicle (AFV) acquisition numbers meet transportation policy regulatory requirements;
- Meets with GSA fleet officials to discuss USDA's policy and intent concerning the lease, purchase, and placement of E85 vehicles and to receive GSA's assistance with ensuring USDA AFV acquisition policy goals are achieved; and
- Monitors alternative fuel use in the USDA and GSA reporting systems.



OFFICE OF THE CHIEF FINANCIAL OFFICER

Statement of  
Charles R. Christopherson, Jr. Chief Financial Officer  
Before the  
Subcommittee on Agriculture, Rural Development,  
Food and Drug Administration, and Related Agencies

Madam Chairwoman and members of the Subcommittee, I am pleased to present the fiscal year (FY) 2009 budget request for the United States Department of Agriculture (USDA), Office of the Chief Financial Officer (OCFO) and the Department's Working Capital Fund (WCF).

The myriad of programs at Department of Agriculture create a large financial organization. If compared to companies in the private sector, USDA would be both the sixth largest company and the ninth largest bank in the United States. Under the Chief Financial Officers Act of 1990 (CFO Act), the Chief Financial Officer (CFO) is responsible for the financial management of the Department including financial policy, personnel, systems, and budget execution. First, this testimony will address the key areas of my responsibility under the CFO Act and then proceed into the specific budget of the OCFO and WCF.

The President's budget for USDA is a product of a comprehensive effort that involves the input of each mission area and staff office. The budget office does an exceptional job at managing and compiling the vast amount of information from each of the agencies within the Department. The budget for fiscal year 2009 is focused on the highest priorities of

the Department, while reducing or terminating duplicative or lower priority programs.

#### Summary of Financial Operations and Processes

In the area of financial operations and policy, USDA continues its efforts to make improvements in business processes, improper payments, and internal controls. For FY 2007, USDA attained a qualified opinion on its annual financial statement audit. This opinion was issued because the auditor was unable to obtain sufficient evidential matter supporting certain financial statement amounts related to the Single Family Housing Program credit models in Rural Development (RD). In FY 2007, the Single Family Housing credit model was adjusted to increase the number of predictive indicators to better support the credit subsidies. RD is in the process of completing the review of its Single Family Housing Program in order to bring closure to unfinished work associated with the FY 2007 audit and to establish an audit baseline that would form the foundation for obtaining an unqualified audit opinion for the FY 2008 audit.

As a result of the continual assessment of internal controls, USDA reduced four FY 2006 material weaknesses to two (county office operations and accruals under financial accounting and reporting) in FY 2007. However, two new material weaknesses related to unliquidated obligations and credit reform quality control processes were added in FY 2007. USDA will continue monitoring progress on plans to improve financial systems to comply fully with the Federal Financial Management Improvement Act and the Federal Information Security Management Act requirements.

USDA's goals are to obtain an unqualified opinion on its 2008 financial statements and to make additional improvements including reducing material weaknesses and significant deficiencies, and to monitor agency improvements in areas such as improving credit reform processes and reducing inactive unliquidated obligations. To help manage the internal controls and eliminate material weaknesses, the Department has instituted a Senior Management Control Council, Chaired by the Deputy Secretary and Co-Chaired by the CFO with its Committee members comprised of the highest ranking officials in each of our agencies and staff offices. The members of this Committee are dedicated to the proper management and safe keeping of the funds entrusted to us by our Nation's tax paying citizens.

In order to provide the most effective and efficient financial operations, we continue our dedicated effort of refining several of our processes and actively moving to uniform processes, procedures, and systems across USDA. For example, a Department-wide Grants Committee was formed to document the grants process across all mission areas of the Department. In the near future, a formal USDA process, with all of the necessary internal controls, will be implemented to simplify and standardize grants processing across the Department. This will not be a new system, but one developed from systems currently in use within the agencies. The agencies currently operating those systems will retain management of their component while OCFO will manage the policy, process changes, and approve system modifications. We are also moving toward uniform, Department-wide processes for loans, contract invoices, and insurance.

For all processes, we are moving toward solutions that provide electronic interfaces with the customers, automate document flow and approvals, provide electronic approvals, and automate payments. The majority of the work will be accomplished with USDA employees and software that we currently own.

We continue to strengthen our policy on measuring improper payments to align more closely with the Improper Payments Information Act. In FY 2007, USDA achieved a major milestone. For the first time, we measured all of our programs that have a significant risk for improper payments. In summary, this includes 16 programs with total outlays of over \$72 billion. USDA's measurement of these programs estimated that the Department's FY 2007 improper payments totaled \$4.4 billion, which represents an error rate of 6.1 percent. This is a decrease from FY 2006 improper payments of \$4.6 billion, which represented an error rate of 7 percent. It is important to note that this reduction occurred even though two additional nutrition assistance programs were measured and reported for the first time in FY 2007. The USDA agency providing the greatest contribution to the FY 2007 decrease in improper payments was the Farm Service Agency (FSA). FSA's seven high risk programs showed significant improvement in FY 2007. FSA's FY 2007 estimated improper payments for all seven programs totaled \$563 million, which represents an error rate of 2.5 percent. This is a decrease from the FY 2006 estimated improper payments totaling \$2.9 billion, which represented an error rate of 11.2 percent.

#### Financial Systems



USDA has two financial systems in critical need of replacement, the Foundation Financial Information System (FFIS) and the Farm Services Program Delivery System. OCFO is executing its responsibility for financial and mixed systems and is leading the effort to replace these systems and modernize business practices.

FFIS is no longer being supported by the vendor. On September 10, 2007, OCFO awarded the contract for the commercial off the shelf core financial system replacement solution to Accenture for software integration services and licensing of SAP ERP 2005. USDA plans to complete all implementation of the new core financial management system before the beginning of FY 2012. Should there be funding interruptions or reductions, the risk of schedule slippage will increase.

The Farm Service Program Delivery System is starting to show advanced signs of failure. The Department has formed a Committee of the CFO, Chief Information Officer (CIO), Under Secretary of Farm and Foreign Agricultural Services, and the Administrator of FSA, to oversee the project. Reporting to this committee is the Design and Implementation Team made up of two Associate Chief Financial Officers, two Associate Chief Information Officers (CIO), the FSA CIO, FSA CFO, and FSA Program Manager. OCFO is working with consultants and groups in the Department on currently available solutions.

In cooperation with the Office of the Secretary, executives and managers from the OCFO and the Office of the Chief Information Officer have developed an Information

Technology (IT) Weakness Executive Steering Committee to monitor and guide actions planned and in progress to eliminate the pervasive IT weaknesses within the Department. In addition, the IT Executive Steering Committee has created sub-task groups to work on specific areas of concern for the purpose of making recommendations for further action. An IT Working Group comprised of component agency CFOs, CIOs and Deputy Administrators for Management was formed to resolve the IT material weakness, provide a communication forum to discuss cross-functional issues, and to ensure cohesive management of cross-functional issues.

#### Financial Personnel

Employee turnover in the Department for FY 2007 equaled 7.88 percent. The majority of this turnover is related to retirements in the Department (4.05 percent). We project that turnover due to retirements will increase by approximately 1 percent each year, which will equal approximately 8 percent of our employee base (at least 12 percent with other elements of turnover) by FY 2009. This high level of turnover places a significant amount of responsibility on our management teams, as they must transition knowledge-based jobs. To address the transition and the shrinking workforce, the OCFO is training the financial workforce, standardizing and documenting processes, and competing work skills that are available in the private sector.

Employee Training. OCFO has continued training employees in the skills of Lean Six

Sigma, which is characterized as an improvement methodology because it uses data to identify waste and non-value added activities; reduce them, while improving service delivery. Through the Lean Six Sigma process, employees' formally document current business processes and then refine the process for a zero tolerance for errors; while using fewer resources and improving customer service. In addition, the OCFO holds various training sessions every year in order to address the high turnover rate.

Competitive Sourcing. Competitive sourcing provides a tool to improve the effectiveness of the skills and resources of the Department's workforce. The process is designed to select the competitor who can provide the most cost effective service delivery methodology to the Department and, ultimately, the taxpayers. Returns on investment are even greater for the activities that component agencies have identified most frequently from competition: information technology and research and development. Five-year savings per full-time equivalent studied in these categories generally range from \$20,000 to \$22,000. As required skill sets and technology change, the Federal sector can be flexible in the knowledge and skill sets of technology teams by adjusting the requirements of the service provider's contract or letter-of-obligation. Veteran-owned companies, small and disadvantaged businesses, as well as other private companies have been important to the past success of our government and will continue to provide important technical skills in the future.

Recruitment. Last, we need to continue to recruit employees from our Nation's universities into the Federal workforce. These young employees bring excitement to the work environment and complementary technical skills to our knowledge-based

employees. Since the Federal requirements for accounting are slightly different than those taught in the universities, we will partner with training facilities to provide the additional Federal knowledge.

This comprehensive approach to address the high turnover in the financial workforce should provide the Department with the employees required for the management and safeguarding of the assets appropriated by the Congress.

#### National Finance Center

Before we move to the budget request, I would be remiss if I did not discuss the National Finance Center (NFC). NFC, located in New Orleans, provides payroll processing and related services for approximately 33 percent of the Federal civilian workforce in more than 175 government entities. In FY 2007, the NFC processed \$41 billion in payroll for approximately 600,000 Federal employees.

We are proposing the establishment of a new revolving fund dedicated to the business operations and investment needs of the NFC. The “National Finance Center Revolving Fund (NFCRF)” would, if established under our proposal, support the operation of government-wide services by the NFC, and would provide the means for NFC to address other needs, including:

- Investments in information technology to support the delivery of such services

approved by the Secretary under the authority of this Act;

- Reimbursement of costs for:
  - (i) Continuity of operations; and
  - (ii) Disaster operations.
- Costs of termination of service agreements, including extraordinary personnel expenses and write-off of equipment; or
- Costs of system asset write-offs, including obsolete capitalized internal-use software.

This fund would be managed, operated, and administered in a manner separately from the U.S. Department Working Capital Fund, for which resource estimates are presented elsewhere in this budget submission.

#### Budget of the Office of the Chief Financial Officer

The OCFO is responsible for the financial management of an enterprise with almost \$97 billion in annual spending, over 100,000 full time equivalents (Staff Years) and over \$128 billion in assets.

Areas of focus for FY 2009 include supporting shared services that reduce the cost to USDA mission areas and the Federal Government; strengthening the financial operations of the program areas; completing uniform processes and procedures; creating efficient IT solutions; remediation of deficiencies in internal controls, and progressing in the implementation of the systems in critical need of replacement.

Our FY 2009 operating budget request is for \$6.2 million, which includes increases for 2009 pay costs, and for maintaining the current level of services. Approximately 80 percent of the OCFO's obligations are for the salaries and benefits of the OCFO employees. OCFO is a labor-intensive staff office with very little ability to absorb pay cost increases without holding a large number of positions vacant for the entire fiscal year. This, in turn, adversely affects its ability to lead the Department in the areas of financial management, oversight, and guidance necessary to prevent fraud, waste, and abuse; reduce risk of improper payments; plan for financial systems; and to institute proper internal financial controls. The pay-related increases requested are necessary for us to accomplish key outcomes and to successfully meet our goals for FY 2009.

#### USDA Working Capital Fund

The CFO is responsible for the budget of the Department's WCF. The WCF serves as the Department's principal investment engine to achieve progress in developing and implementing new corporate systems.

Unobligated Funds. . Over the past several years, general provisions of annual appropriations language passed by Congress provided the Secretary the authority to transfer unobligated balances from USDA discretionary accounts to the WCF. The funds are a valuable element in addressing critical Department-wide needs, the costs of the projects are identified in preparing the spending plan that is sent to Congress each year.

To manage the funds in as an effective manner as possible, we prioritized projects in our spending plan on the basis of our statutory obligations and most critical investment needs. We have transferred \$4.4 million in FY 2007 discretionary unobligated balances for further investments. We will keep the Committee apprised of our progress in using these funds and the projects they support.

Working Capital Funds – Capital. One of the advantages of a financing mechanism such as the WCF is in its ability to employ capital for the acquisition of large scale equipment and corporate systems assets. The Fund recovers this capital through depreciation charges that are included in the rates charged to customers. This allows the Fund to recover the capital it allocates, and reallocate it for new investment opportunities. In FY 2007, the fund allocated \$17.8 million in capital funds; in FY 2008 the Fund is allocating \$13.6 million in capital funds; and in FY 2009 we project an allocation of \$9.0 million. With the projected decrease in the annual funds available to address data center requirements and expiring hardware, capital is allocated to the Department's most critical projects that can not be leased.

Working Capital Funds – Operations. In addition to the investments in corporate systems, the WCF supports the operations of our shared service activities. The Fund supports more than 20 distinct business activity centers across five Departmental organizations. The services supported by the WCF fall under five general categories: financial management (including payroll support), communications, information technology, administration, and executive secretariat services. It is our objective to use this financing mechanism to provide to the mission areas and the Federal Government the

most effective cost-efficient services available.

The President's FY 2009 budget estimates that total costs for recurring operations in the WCF in FY 2008 will be \$590.5 million, a 0.9 percent increase over the FY 2007 actual costs. The FY 2009 estimate for the Fund of \$493.0 million assumes that the NFC will be funded under its own revolving fund authority. The NFCRF would provide the Center with a dedicated authority for incurring costs and recovering income, and it would provide the authority to grow its own dedicated pool of capital resources. We estimate that costs for NFC operations will be \$169.4 million for FY 2009, the first year of operation for the new revolving fund.

I would like to point out that the WCF financing mechanism, as well as the proposed NFCRF, serve as a reimbursement mechanism for goods and services provided and give us an opportunity to refine our estimates as newer and better information becomes available regarding customer demand and costs. As part of the annual budget review held in the spring and summer of the year, our office works with activity centers and an executive committee comprised of senior mission area financial personnel to review estimates for the upcoming fiscal year with the goal of reducing the cost of individual services that are provided to USDA agencies. The FY 2008 estimate included with the FY 2009 budget reflects the product of those reviews.

We continue to impose more discipline on costs by requiring individual activities to compile and report costs for specific business lines within their respective activities. This method was implemented for preparation of the FY 2008 and FY 2009 estimates in the



budget submitted to Congress. As we begin development of the FY 2010 budget this spring, we will be looking at costs and demand at the business line level to seek additional economies and savings. As has been the practice for the last two fiscal years, we will establish spending targets for WCF activities that take into account the Department's spending priorities among its agencies reflected in the President's budget.

Thank you, Madam Chairwoman, for the opportunity to share the results we have achieved and our FY 2009 budget request with the Subcommittee. We have very dedicated employees that are passionate about nature and conservation, nutrition assistance and the Nation's health, rural America and renewable energy, food production and safety, and the vast benefits of scientific research. The budget for such a large Department is an effort based on the goals of our five year strategic plan, the highest priorities of each mission area, and replacing critical support infrastructure. We look forward to working together with you and the Subcommittee in fulfilling the vision for financial management and accountability we all have for USDA.

## Fiscal Year 2009 Hearing Questions

## Office of the Chief Financial Officer/Working Capital Fund

## CORPORATE SYSTEMS

Ms. DeLauro: Please update the response provided to the Committee in last year's hearing record with respect to the timeline of applying the CFO's "corporate approach" to financial, administrative, and related information technology functions. Please include achievements in 2006, 2007 and 2008, as well as planned activities in 2009. Be sure to include in your response an emphasis on what still needs to be completed, especially as it relates to the reduction of stove pipe systems still in use.

Response: Over the past several years the Office of the Chief Financial Officer (OCFO) has focused on the analysis and activities necessary to renovate and retire several of the existing legacy, stove pipe systems. By taking this approach, we have integrated several functions that previously were performed in separate systems. We also have implemented automation where there was no corporate system capability previously.

During fiscal year 2006 the OCFO retired the Purchase Order System upon completion of the implementation of the Department's Integrated Acquisition System (IAS) which replaced multiple purchasing systems in the Department. IAS provides the proper accounting and funds control prior to contractual commitments by the agencies and includes integrated interfaces to provide information to and from the core financial system.

USDA completed the re-procurement of an eGovernment Travel Solution in June 2006. The Office of Inspector General (OIG) was implemented in June 2007. The Risk Management Agency (RMA) and the Foreign Agricultural Service (FAS) were implemented in November 2007. The Agricultural Research Service (ARS), Economic Research Service (ERS), Cooperative State Research, Education, and Extension Service (CSREES), and the National Agricultural Statistics Service (NASS) and the Grain Inspection, Packers and Stockyards Administration (GIPSA) were implemented in March 2008. The remaining USDA agencies: Animal and Plant Health Inspection Service (APHIS), Departmental Administration and Staff Offices (DASO), Farm Service Agency (FSA), Rural Development (RD), Natural Resources Conservation Service (NRCS), Agricultural Marketing Service (AMS), Food and Nutrition Service (FNS), Food Safety and Inspection Service (FSIS), and the Forest Service will be implemented into the eGovernment travel solution by the Office of Management and Budget (OMB) mandated date of December 31, 2008.

On completion of the implementation of eGovernment Travel, a major portion of the legacy Travel System will no longer be in operation. Only components used for local travel and relocation will remain until replaced with new solutions. The Government Transportation System will remain in operation only for relocation travel until replaced with a new solution.

USDA began the project in 2005 to retire the legacy Personal Property System and the Equipment Management Information System by integrating these functions in the Corporate Property Automated Information System (CPAIS), which currently processes USDA's real property transactions. The project was delayed in 2006 due to the deployment related to Hurricane Katrina and new Federal Real Property Profile requirements under Executive Order 13327. There is significant commonality between the data requirements for real and personal property. Thus, expanding the existing CPAIS will be cost effective, especially since the system already has the property interface to the corporate financial system.

During fiscal year 2007, USDA proceeded with the implementation of personal property management functions into the CPAIS. However, these efforts were delayed due to a redirection of staff resources to ensure all Forest Service assets were properly accounted for in detail for the annual report of Federal Real Property to General Services Administration. During fiscal year 2007, USDA completed initial design and prototype development for the personal property management functions.

In fiscal year 2008, USDA implemented the necessary modifications to the CPAIS to support the requirements of the Energy Policy Act of 2005, and completed the design and development of the personal property management functions. The modifications to CPAIS to provide personal property management functions are currently being migrated into a system test environment in preparation for pre-deployment testing and verification later this fiscal year. Further, in fiscal year 2008 USDA will integrate the CPAIS access management with USDA's eAuthentication Service, which provides common authentication and authorization services for USDA's Web-based applications. The modifications to CPAIS to integrate with USDA's eAuthentication Service are currently undergoing final system testing prior to implementation this fiscal year.

In fiscal year 2009, USDA intends to implement personal property management functions into CPAIS. Further, USDA will begin the development of the technical requirement documentation necessary to support the migration of the property management functions currently supported in the legacy Equipment Management Information System into CPAIS.

In fiscal year 2009, the OCFO will retire its Purchase Card Management System (PCMS) which processes purchase and fleet card transactions. The functions of PCMS will be replaced by the services provided by the Department's SmartPay2 vendor. Implementation of these services along with an interface to and from the core financial system is targeted for completion in November 2008.

In September 2007, the Department awarded the Financial Management Modernization Initiative (FMMI) contract for integration services and financial management software. In April 2008, the Department executed Option Year 1, for FMMI integration services. We have established the USDA agency and office deployment schedule. USDA will be deploying agencies and offices in three phases starting with fiscal year 2010 and ending in fiscal year 2012. For deployment 1, the Plan and Analyze phase will be completed in fiscal year 2008 and the Design, Build, and Test phases will be completed in fiscal year 2009. The interim FMMI development environment is being established and will be ready for FMMI development activities in June 2008.

The Department also plans to complete the development of the Request for Proposal (RFP) in fiscal year 2008 and receive and evaluate proposals, and award a contract for FMMI hosting services in fiscal year 2009.

#### CORPORATE PROPERTY AUTOMATED INFORMATION SYSTEM AND E-TRAVEL SYSTEM

Ms. DeLauro: Please update the Committee on the status of the second phase of the Corporate Property Automated Information System and the e-Travel system. How much has been spent to date on the e-Travel system? Will the e-

Travel system be implemented USDA-wide by December 31, 2008?

Response: The total expenditure for eGovernment Travel to date is listed below. The implementation is currently on schedule and will be completed Department-wide by no later than December 31, 2008.

Fiscal Year 2006 Actual	\$1,600,420
Fiscal Year 2007 Actual	\$2,635,518
Fiscal Year 2008 Estimate	\$2,132,358
Total	\$6,368,296

Beginning in fiscal year 2005, USDA began the second phase of the CPAIS implementation of personal property. This will allow USDA to retire two legacy personal property systems and places the entire property portfolio in one repository. During fiscal year 2007, these efforts were delayed due to a redirection of staff resources to ensure all Forest Service assets were properly accounted for in detail for the annual report of Federal Real Property to the Government Services Agency (GSA). USDA has completed the design and development of the core personal property management functions in fiscal year 2008. USDA expects to complete the pre-deployment testing and verification later this fiscal year and to place the functions into service in fiscal year 2009. In addition, USDA is in the final system testing prior to the implementation later this fiscal year of the integration of the CPAIS access management with USDA's eAuthentication Service, which provides common authentication and authorization services for USDA's Web-based applications.

During fiscal year 2009, USDA will begin the process of retiring the Equipment Management Information System in light of the progress achieved with the implementation of the core personal property management functions, and intends to develop the technical requirement documentation necessary to support the migration of the property management functions currently supported in the legacy Equipment Management Information System into the CPAIS.

#### WORKING CAPITAL FUND (WCF)

Ms. DeLauro: Please update the table that shows, by current agency structure, the amount paid into the Working Capital Fund for fiscal year 2007, the best estimate for fiscal year 2008 and estimated 2009.

Response: The information is submitted for the record.

[The information follows:]

WORKING CAPITAL FUND INCOME DISTRIBUTION SUMMARY  
 FY 2007 - 2009  
 (Dollars in Thousands)

<u>Agency</u>	<u>FY 2007 Actual 1/</u>	<u>FY 2008 Estimate 2/</u>	<u>FY 2009 Estimate 2,3/</u>
Office of the Secretary	\$831	\$804	\$844
Agricultural Marketing Service	5,684	6,604	6,937
Agricultural Research Service	9,757	13,585	14,270
Rural Development	69,820	68,779	72,248
Risk Management Agency	1,123	1,288	1,353
Foreign Agricultural Service	3,300	4,430	4,653
Forest Service 4/	75,652	90,244	94,797
Office of Communications	865	832	874
Office of the General Counsel	971	865	908
Natural Resources Conservation Service	103,991	107,476	112,899
Economic Research Service	614	885	930
National Agricultural Statistics Service	3,429	3,396	3,567
Cooperative State Research, Education, and Extension Service	1,688	2,025	2,127
Office of Inspector General	1,382	1,514	1,590
Food and Nutrition Service	3,539	4,359	4,579
Animal and Plant Health Inspection Service	16,458	19,807	20,806
Grain Inspection, Packers and Stockyards Administration	1,383	1,730	1,818
Food Safety and Inspection Service	12,670	13,671	14,361

<u>Agency</u>	<u>FY 2007 Actual 1/</u>	<u>FY 2008 Estimate 2/</u>	<u>FY 2009 Estimate 2,3/</u>
Office of the Chief Economist	396	471	495
Office of Budget and Program Analysis	178	171	180
Office of the Chief Financial Officer	42,491	46,847	49,210
Departmental Administration	4,459	5,041	5,295
Office of Civil Rights	1,536	1,503	1,579
Office of the Executive Secretariat	174	169	177
Farm Service Agency	74,364	109,327	114,842
Office of the Chief Information Officer	84,748	31,309	32,889
National Appeals Division	647	635	667
Total/USDA Agencies	522,150	537,767	564,895

1/ FY 2007 amounts paid into the WCF do not include activities established in the Fund in FY 2008:

Financial Services  
Enterprise Shared Services

2/ Amounts are estimates; actual costs incurred under agreements or specific service demand will be billed to USDA customer agencies consistent with methodologies published and provided to USDA customer agencies. FY 2009 estimates presume regular operations.

3/ The budget submitted to Congress included a proposed "National Finance Center Revolving Fund." Estimates included with that proposal are reflected in this table for FY 2009.

4/ Statutory language places certain limits on the amount of funds reimbursed to the Fund from Forest Service. Those limitations are included in "Administrative Provisions, Forest Service" in annual appropriations acts. The Office of the Chief Financial Officer, USDA, is working with Forest Service to enable Forest Service to manage demand for services as a means of achieving the spending level authorized in the Department of the Interior division of appropriations legislation.

Ms. DeLauro: In addition, update the table in last year's Hearing record that compares the Working Capital Fund operating plan and actual expenditures for fiscal years 1999 through 2008.

Response: The WCF recovers all costs of service, which are a function of levels of demand for service and the costs for delivery of those services. For those years in which actual exceeded plan amounts, the level of service delivered exceeded that which was reflected in planning estimates. Plan amounts did not anticipate the higher level of effort. The information includes all operations and is submitted for the record.

[The information follows:]

WORKING CAPITAL FUND OPERATING COSTS,  
COMPARISON OF OPERATING PLAN

AND ACTUAL EXPENDITURES

FY 1999-FY 2008

(Dollars in millions)

	<u>Plan</u>	<u>Actual</u>
1999	251.4	248.2
2000	265.3	258.0
2001	290.1	282.1
2002	312.5	305.3
2003	321.7	328.5
2004	357.5	335.1
2005	493.9	464.9
2006	550.7	600.1
2007	564.9	634.9
2008	642.1	--

Ms. DeLauro: In last years hearing record, the actual exceeded the plan amounts for fiscal year 2006 and 2007. What higher levels of demand for services were performed that had not been anticipated?

Response: In fiscal year 2006, actual expenses exceeded plan amounts by \$49.4 million. Almost 90 percent of this result is explained by increases in two activities -- Information Technology Services (\$31.2 million) and National Information Technology Center (\$12.9 million) - both in the Information Technology spending category. Both activities are administered on an agency-specific, reimbursable agreement basis. Costs are the product of services requested by customers under their respective agreements with these activities.

In fiscal year 2007, actual spending exceeded plan amounts by \$70.0 million. The entire amount can be explained as a product of desktop, communications, and related information technology services requested under reimbursable agreements by customer agencies - FSA, NRCS, and RD - under the Information Technology Services activity (\$76.3 million over plan).

Ms. DeLauro: How much did the Working Capital Fund contribute toward the purchase of computer equipment and services in the Department for fiscal year 2007? What is the best estimate for 2008 and how much is estimated for these

purchases in fiscal year 2009?

Response: The information is submitted for the record.

[The information follows:]

WORKING CAPITAL FUND  
COMPUTER EQUIPMENT AND SERVICES PURCHASES  
FY 2007 - FY 2009  
(Dollars in millions)

	<u>FY 2007</u>	<u>FY 2008</u>	<u>FY 2009</u>
Capital Acquisitions (capital)	\$17.8	\$13.6	\$9.0
Hardware/Software Leases (operating costs)	22.7	14.1	7.3
Non-Capital Equipment (operating cost)	43.5	11.1	6.8
Other Capital (proceeds from unobligated balances)	0.0	11.1	0.0
Total	84.0	49.9	23.1

What capital acquisitions were made in fiscal year 2008 and what are planned in fiscal year 2009?

Response: The information is submitted for the record.

[The information follows:]

WORKING CAPITAL FUND - CAPITAL ACQUISITIONS

FY 2008 - FY 2009  
(Dollars in millions)

<u>Activity</u>	<u>FY 2008</u>	<u>FY 2009</u>
Administration	\$1,000,000	0
Finance and Management	5,200,000	\$4,500,000
Information Technology	7,400,000	4,500,000
Total	13,600,000	9,000,000

USDA TRAVEL

Ms. DeLauro: Please update the table from last year's hearing record displaying Department-wide travel costs to include fiscal year 2007 and the



best estimate of fiscal year 2008 and planned fiscal year 2009?

Response: The information is provided for the record.

[The information follows:]

USDA TRAVEL COSTS  
(Dollars in Millions)

FY 2003	FY 2004	FY 2005	FY 2006	FY 2007	FY 2008 Estimated	FY 2009 Planned
\$356	\$329	\$364	\$454	\$423	\$399	\$411

Ms. DeLauro: In your response to last year's questions for the record, you described a number of actions taken by the Department in response to a GAO review of government travel that raised concerns about the lack of proper controls at USDA. Have these corrective actions solved the issues? Please provide a table listing the number of premium class travel tickets issued to USDA employees in each of the years between fiscal year 2005 and 2008 (current year-to-date).

Response: The corrective actions taken in response to the Government Accountability Office (GAO) review of government travel have been effective in making sure premium class travel at the Department is fully justified and appropriately reviewed. At the policy level, we have taken the following actions:

- On May 1, 2008, we issued a revision to the Agriculture Travel Regulations which strengthens control over premium class travel.
- We have directed our travel management centers to issue monthly reports of all premium class travel. These reports will be compared with approved premium travel requests.
- We have instructed our travel management vendors to stop making premium class reservations without verification of prior approval.

As GAO reported in their "Lack of Monitoring and Oversight Exists over Premium Class Travel Use" finding, USDA did not track business class travel prior to the GAO report. In addition, USDA's potential sources for this information, travel management centers or travel card contractor, do not keep this information for more than a year. As a result, USDA was only able to fully review fiscal year (FY) 2007 premium class travel activity, because the FY 2005 and 2006 information was no longer available.

The FY 2007 review was conducted by an independent audit firm who reviewed premium class reports provided by USDA's travel management center and credit card contractor. The independent audit firm examined 301 reported instances of premium class tickets and found that only 249 actually related to premium class tickets. The second finding of their report states, "USDA lacks an authoritative data source that discretely delineates premium-class travel from economy-class travel. In order to adequately assure that all premium-class travel is properly authorized, USDA must first have assurance that it can

generate a complete and accurate list of all instances of premium-class travel. USDA currently lacks this capacity." USDA plans to perform another independent audit for FY 2008 premium class travel and is actively seeking an efficient method of reporting premium class travel accurately and timely.

To date 65 requests for premium class travel have been approved in FY 2008.

#### USDA PREMIUM CLASS TICKETS ISSUED

FY 2005	FY 2006	FY 2007	FY 2008 Year-To-Date
Not Available	Not Available	249	65

#### FOUNDATION FINANCIAL INFORMATION SYSTEM (FFIS)

Ms. DeLauro: Provide an agency-by-agency breakout of the fiscal year 2005 through 2009 (estimated) costs for FFIS operation. Please provide a breakdown of all agencies' data warehouse costs incorporated into the CFMS. What factors determine how much agencies are charged for data warehousing?

Response: The information is submitted for the record.

[The information follows:]

#### CORPORATE FINANCIAL MANAGEMENT SYSTEMS FY 2005 - FY 2009 TOTAL COSTS BY AGENCY AMOUNTS IN 000'S

	FY 2005 Actual	FY 2006 Actual	FY 2007 Actual	FY 2008 Est.	FY 2009 Est.
Office of the Secretary	\$30	\$28	\$28	\$30	\$32
Agricultural Marketing Service	1,667	1,538	1,551	1,668	1,839
Agricultural Research Service	1,533	1,414	1,426	1,534	1,478
Rural Development	1,597	1,473	1,486	1,184	1,177
Risk Management Agency	245	226	228	237	278
Foreign Agricultural Service	98	91	91	518	614
Forest Service	40,387	37,243	37,566	35,449	41,621
Office of Communications	52	48	49	16	16
Office of the General Counsel	116	107	108	104	113
Natural Resources Conservation Service	3,086	2,846	2,871	4,165	4,079
Economics Research Service	50	46	47	57	63

	FY 2005 Actual	FY 2006 Actual	FY 2007 Actual	FY 2008 Est.	FY 2009 Est.
National Agricultural Statistics Service	710	655	661	398	447
Cooperative State Research, Education, and Extension Service	245	226	228	462	547
Office of the Inspector General	103	95	96	99	98
Food and Nutrition Service	230	212	214	249	244
Animal and Plant Health Inspection Service	3,252	2,843	2,911	2,805	2,829
Grain Inspection, Packers and Stockyards Administration	148	137	138	343	345
Food Safety and Inspection Service	2,825	2,606	2,629	1,534	1,422
Office of the Chief Economist	29	27	27	10	9
Office of Budget and Program Analysis	21	20	20	4	4
Office of the Chief Financial Officer	346	319	456	372	357
Departmental Administration	267	246	248	110	113
Office of Civil Rights	34	31	31	37	47
Office of the Executive Secretariat	5	5	5	5	6
Farm Service Agency	4,158	3,877	3,910	3,433	3,515
Office of the Chief Information Officer	1,045	88	89	385	370
National Appeals Division	48	44	44	14	14
Total	62,327	56,491	57,158	55,222	61,677

Each agency is charged based on a percentage of the usage during the current fiscal year. The usage is determined by the number of general ledger records processed for each agency within the financial system. The following table reflects the data warehouse costs distributed by agency which are incorporated into the overall cost of operations for Corporate Financial Management Systems.

CORPORATE FINANCIAL MANAGEMENT SYSTEMS  
 FINANCIAL DATAWAREHOUSE  
 FY 2007 - FY 2008 TOTAL COSTS BY AGENCY  
 AMOUNTS IN 000'S

	FY 2007 Actual	FY 2008 Est.	FY 2009 Est.
Office of the Secretary	\$2	\$2	\$1
Agriculture Marketing Service	124	128	80
Agriculture Research Service	114	118	64
Rural Development	118	123	51
Risk Management Agency	18	19	12
Foreign Agriculture Service	7	8	27
Forest Service	2,993	3,098	1,807
Office of Communications	4	4	0
Office of the General Council	9	9	5
Natural Resources Conservation Service	229	237	177
Economics Research Service	4	4	3
National Agriculture Statistics Service	53	54	19
Cooperative State Research, Education, and Extension Service	18	19	24
Office of Inspector General	8	8	4
Food and Nutrition Service	17	18	11
Animal and Plant Health Inspection Service	232	240	123

	FY 2007 Actual	FY 2008 Est.	FY 2009 Est.
Grain Inspection, Packers and Stockyards Administration	11	11	15
Food Safety and Inspection Service	209	217	62
Office of the Chief Economist	2	2	0
Office of Budget and Program Analysis	2	2	0
Office of the Chief Financial Officer	36	38	16
Departmental Administration	20	20	5
Office of Civil Rights	2	3	2
Farm Service Agency	312	322	153
Office of the Chief Information Officer	7	7	16
National Appeals Division	4	4	0
Total	4,555	4,715	2,677

Ms. DeLauro: Please update the cost of contract support at the National Finance Center for FFIS, provided in table form in last year's hearing record, listing major contractors by year from the date of the initial contract for FFIS .

Response: The information is submitted for the record.

[The information follows:]

Contract Support for FFIS At the National Finance Center (FY 1994-2008)		
FY	Contractor	Amount
1994-97	American Management Systems, Inc.	\$22,068,000
1998	Logistics Management Institute	419,447
1998	American Management Systems, Inc.	2,575,459
1999	International Business Machines	1,218,436
1999	American Management Systems, Inc.	6,135,562
1999	Planning Technology Institute	615,320
1999	Logistics Management Institute	654,370
2000	Executive Information Systems, Inc	517,467

	(SAS)	
	International Business Machines	
2000	(IBM)	303,224
2000	Logistics Management Institute	993,062
	Government Micro-Resources (Advanced	
2000	Data Tools Corporation)	1,335,800
2000	American Management Systems, Inc.	12,270,712
2001	IBM	847,512
2001	Logistics Management Institute	1,299,609
2001	American Management Systems, Inc.	15,412,191
2002	IBM	680,000
2002	American Management Systems, Inc.	11,394,740
2002	Logistics Management Institute	690,000
2003	IBM	1,004,354
2003	American Management Systems, Inc.	14,500,000
2003	Logistics Management Institute	170,000
2003	Communication Resource Inc.	331,085
2003	Enterprise Integration Corp	156,595
2003	Newberry Group	380,189
2003	Backbone Security	450,000
2003	Management Information System	450,000
2003	RS Information Systems	116,042
2004	IBM	1,182,479
2004	American Management Systems	9,312,407
2004	Communication Ressources, Inc.	11,670
2004	Enterprise Integration Corp.	167,539
2004	Newberry Group	328,431
2004	Aquas, Inc.	245,000
2004	Management Information System	75,000
2004	Quality Software Services, Inc.	245,146
2004	DSD Laboratories	89,738
2004	R.S. Information Systems	1,040,107
2004	ACE Information Solutions	992,201
2004	Titan Corporation	214,541
2004	QSSI	200,000
2004	The Mil Corporation	389,740
2004	Focused Management	159,233
2004	Booz Allen Hamilton	2,253,181
2004	KPMG	282,884
2004	Organization Development Sys. Inc	104,229
2004	Electronic Data Systems (EDS)	2,403,937
2005	American Management Systems	3,243,345
2005	Enterprise Integration Corp.	172,569
2005	Quality Software Services, Inc.	282,884
2005	ACE Information Solutions	854,356
2005	QSSI	415,884
2005	Cimarron Software Services	1,110,719
2005	Focused Management	159,233
2005	Booz Allen Hamilton	1,543,589
2005	IBM	400,000
2005	Anteon Corporation	33,000
2005	Oracle Corporation	510,000

2005	EDS	400,000
2006*	Cimarron Software Services	1,337,731
2007*	Cimarron Software Services	760,826
2008*	Cimarron Software Services	676,000
Grand Total		\$128,586,775

\* During FY 2006, 2007 and FY 2008, there is only one vendor supporting the FFIS on site at National Finance Center.

Ms. DeLauro: What is the total cost to the Department for FFIS to date? How much was spent for planning and implementation? How much was spent in systems support? What is the estimated cost for FFIS in 2008 and 2009?

Response: Including planning, implementation, and systems support, the total cost of FFIS through fiscal year 2008 was \$410.5 million. Of that amount, \$90.4 million was in planning and implementation (through fiscal year 2002), and \$320.1 million was in systems support (fiscal year 2003-2008). The estimated costs for FFIS in fiscal year 2009 are \$61.7 million.

#### NATIONAL FINANCE CENTER (NFC)

Ms. DeLauro: Please update the table showing the staff year levels at the National Finance Center for fiscal years 1994 through 2007 and estimates for fiscal years 2008 and 2009. Please show staff year levels devoted to FFIS for each year.

Response: In fiscal year 2003 a major realignment occurred within OCFO at NFC. The realignment transferred the support function for the USDA administrative systems from NFC to the CFMS function under the Associate Chief Financial Officer for Financial Systems. Costs for the administrative systems and the programming personnel previously included in the OCFO/NFC budget are now incorporated into the OCFO/CFMS budget. With the completion of FFIS implementation at USDA and the realignment of administrative systems functions from NFC, staff-year resources for systems support are reflected in the CFMS budget.

#### NATIONAL FINANCE CENTER STAFF YEAR UTILIZATION: FY 1994 - 2009

YEAR	NFC TOTAL	FFIS of NFC
1994 <u>a/</u>	1,613	5
1995 <u>a/</u>	1,584	20
1996 <u>a/</u>	1,591	47
1994 <u>b/</u>	1,617	81
1998 <u>c/</u>	1,634	70
1999 <u>c/</u>	1,595	70
2000 <u>d/</u>	1,574	70
2001 <u>d/</u>	1,538	70
2002 <u>d/</u>	1,564	70
2003 <u>e/</u>	1,210 <u>f/</u>	97 <u>g/</u>

2004 <u>e/</u>	1,379 <u>f/</u>	96 <u>g/</u>
2005 <u>e/</u>	1,089 <u>f/</u>	84 <u>g/</u>
2006 <u>e/</u>	899 <u>f/</u>	81 <u>g/</u>
2007 <u>e/</u>	857 <u>f/</u>	77 <u>g/</u>
2008 estimate <u>e/</u>	954 <u>f/</u>	77 <u>g/</u>
2009 estimate <u>e/</u>	955 <u>f/</u>	65 <u>g/</u>

- a/ FFIS Development only  
b/ FFIS Development and Implementations  
c/ FFIS Development, Implementations, and Operations  
d/ FFIS Implementations and Operations  
e/ FFIS Operations only  
f/ Does not include personnel under Controller Operations function created in OCFO realignment  
g/ These personnel support CFMS in the current OCFO realignment and are not included among NFC staff year totals.

## GAO AND OIG AUDITS

Ms. DeLauro: Briefly describe the findings and recommendations and actions taken on any GAO and OIG audit listed in the explanatory notes.

Response: The information is submitted for the record.

[The information follows:]

Office of Inspector General Reports:

11401-26-FM 9/27/07 Review of National Finance Center General Controls: This report summarizes the results of the review of the internal controls, of the OCFO/NFC as of June 30, 2007. While the OCFO/NFC had taken significant corrective actions during the fiscal year, the report contains a qualified opinion because controls had not been operating effectively to ensure entity-wide security program planning and management were consistently achieved. OIG made no further recommendations and the audit is closed.

11401-27-FM 9/21/07 Review of Fiscal Year 2007 National Finance Center Procedures on Retirement, Health Benefits, and Life Insurance Withholdings/Contributions and Supplemental Semiannual Headcount Report: This report was submitted to the Office of Personnel Management. This report represents the results of its review at the NFC to assist OPM in assessing the reasonableness of retirement, health and life insurance withholdings/contributions and employee data submitted by USDA. NFC provides these payroll services for USDA, Department of Commerce, Department of Justice, Department of the Treasury, Department of Homeland Security, Department of Housing and Urban Development, Agency for International Development, and the Small Business Administration. OIG found there were no differences that exceeded the allowable thresholds noted during the review. OIG performed the calculations for salary, retirement, life, and health insurance for selected cases to ensure the NFC systems were accurate and found no exceptions and made no recommendations for corrective action. The audit is closed.

50401-62-FM 11/15/07 FY 2007 Consolidated Financial Statements: This report reviews the consolidated financial statements to determine whether the assets,



liabilities, and net costs, changes in net positions, budgetary resources, and internal control objectives are in compliance with laws and regulations. USDA received a qualified opinion on the USDA Consolidated Financial Statements. Key recommendations addressed improvements needed in overall financial management across USDA, quality controls needed over credit reform processes, improvements needed in information technology security and controls and improvements needed in financial management practices and processes. USDA agreed with the findings and recommendations and is implementing corrective actions to address the audit issues.

*50601-04-HY Travel Card Follow-Up Audit:* OIG began review in December, 2006 with NRCS, ARS and OCFO. Audit is still in progress, a report has not been issued.

*50601-14-At Suspension and Debarment:* OIG began review at DA and OCFO in June 2007. Audit is still in process, a report has not been issued.

Government Accountability Office (GAO) Reports:

- *Management Letter issued on USDA Use of Premium Class Travel 11/09/07:* GAO issued a management letter to USDA highlighting problems with unclear policies and weaknesses in the Department's premium travel approval process. USDA responded to GAO's report prior to its release. On October 2, 2007, the Department implemented interim guidance requiring the Chief Financial Officer (CFO) to review and approve all first class and/or premium class travel in advance of booking the trip. This guidance requires justification and documentation for General Officer review and concurrence prior to consideration by the CFO. In the event that the premium class travel is for the CFO, it will require review and approval from the Chief of Staff. USDA also revised the Agriculture Travel Regulations to ensure strengthened controls over premium travel. The regulations were published on May 1, 2008.

PAYROLL SYSTEM

Ms. DeLauro: Did you make any changes to the payroll system at NFC during fiscal year 2008? If so, what were they? Do you plan to make any during fiscal year 2009? If so, what changes are you planning and when do you anticipate implementation?

Response: NFC made 18 scheduled releases of payroll system software in FY 2008, including modifications such as:

- Multiple changes in support of OPM's policies including Update 47 of the Guide to Personnel Processing Actions, etc.
- Changes associated with annual cost of living adjustments and benefit plan changes.
- Changes associated with new wage area tables released by the Department of State.
- Changes to support tax withholdings for numerous State, City, and County tax changes.

- Changes related to implementing OPM's Enterprise Human Resource Integration program.
- Changes related to implementing OPM's Electronic Official Personnel Folder program.
- Several changes to properly and accurately provide service to anticipated new clients.
- Changes to external user reports to remove and/or mask Social Security numbers.
- Implementation of new Pay Plans and pay limitations for several agencies.

Significant changes planned for the payroll system during FY 2009 include:

- Change to the Payroll/Personnel System database. This change is needed to accommodate changes mandated by OPM for items such as expansion of the language identification element, implementation of numerous new data elements in support of OPM's Retirement Systems Modernization Project, new data elements to support agency specific needs, and to support and safeguard Personal Identity Information (PII).
- Changes associated with annual cost of living adjustments and benefit plan changes.
- Changes to support tax withholdings for numerous State, City, and County tax changes.
- Changes associated with new wage area tables released by the Department of State.

In addition, NFC supports ongoing changes to the Payroll/Personnel System due to mandatory policy changes and customer requests.

#### OUTSTANDING DEBT AND CREDIT MANAGEMENT

Mrs. DeLauro: Please update for the record the list of all outstanding debt and credit management issues facing the Department on an agency-by-agency basis, included in last year's hearing record. Please update the status of USDA's effort to develop processes and procedures to implement Administrative Wage Garnishment via Treasury's Cross-Servicing Program.

Response: As of June 30, 2008, USDA had \$3.184 billion of delinquent debt of which \$2.0 billion was older than two years. OMB Circular A-129, Policies for Federal Credit Programs and Non-Tax Receivables, states that write-off of delinquent debts older than two years is mandatory unless documented and justified to OMB in consultation with the Department of the Treasury (Treasury) or collections are material. After consultation with OMB and Treasury, USDA established an internal write-off policy which provides waiver categories for specific types of delinquent debt older than two years. Agencies may document, justify and request Departmental waivers from write-

off for delinquent debt older than two years. The categories of Departmental waivers include (1) administrative debt with regular collections or an active repayment agreement, (2) domestic loan programs with collateral, regular payments or an active repayment agreement, or system/processing issues, (3) foreign sovereign debt, or (4) foreign non-sovereign debt with regular collections or an active repayment agreement.

Of USDA's \$2.0 billion of delinquent debt over two years old, Commodity Credit Corporation (CCC) accounts for \$1.55 billion, FSA accounts for \$449 million, and other USDA agencies account for approximately \$0.4 million. CCC requested and received Departmental waivers for their debts over two years old relating to foreign sovereign debt and system/processing issues. FSA requested and received Departmental waivers for their debts over two years old relating to system/processing issues. RD has written-off all delinquent debt over two years old. Other USDA agencies have made progress in writing off debt over two years old and have developed plans to write-off the remaining \$0.4 million in debt over two years old.

Debt Check is a Treasury eGovernment compliant tool to check the Treasury Offset Program database to determine if an applicant has outstanding Federal debt prior to receiving a USDA loan. RD and FSA have Memorandums of Understanding with Treasury for utilizing Debt Check. RD is pilot testing Debt Check in selected county offices. FSA is working with Treasury on testing to resolve county office software compatibility issues. Upon completion of testing, both FSA and RD plan phased implementation throughout their field structures. Debt Check will be used in addition to credit reports and the Credit Alert Verification Interactive Reporting System to determine if an applicant owes a debt to the Federal Government.

Administrative Wage Garnishment (AWG) is an optional collection tool provided by the Debt Collection Improvement Act. USDA's intention to use AWG and the AWG hearing procedures were published in the revised 7 CFR Part 3, Debt Management, Final Rule, on January 2, 2008. USDA is using Treasury's cross servicing program for the AWG process and the Office of the Administrative Law Judge (OALJ) for AWG hearings. RD was the initial USDA agency to implement AWG in April 2008. RD represents over 50% of the number of debts eligible for AWG. As of September 30, 2008, 222 AWG cases have been initiated by Treasury's Private Collection Agencies, \$20,138 in garnished wages have been collected by Treasury and 13 AWG hearing request have been docketed with OALJ. Other USDA agencies will schedule phased implementation during 2009. FSA, in consultation with the Office of General Counsel, determined that agency regulations must be revised through the regulatory rulemaking process prior to implementing AWG. FSA will schedule implementation upon publication of their final rule.

#### A-76/COMPETITIVE SOURCING

Ms. DeLauro: Please update the response in last year's hearing record with respect to the types of positions currently on the list of commercial jobs that have gone through the A-76 competitive process, the results of the competition, current jobs undergoing competition, and those planned for competition. Provide examples by agency.

Response: The information is as follows:

Agency	Types of Positions	Performance Decision in Favor of
Agricultural Research Service	Security Services	Contractor
Agricultural Research Service	Facilities Operation and Maintenance	In-House
Agricultural Research Service	Research Farming Services	In-House
Forest Service	Fleet Maintenance	Contractor
Forest Service	Road Maintenance	In-House
Forest Service	Information Technology	In-House
Natural Resources Conservation Service	Clerical and Mail Support	In-House
Natural Resources Conservation Service	Geological Analysis	In-House
Natural Resources Conservation Service	Cartography	In-House
Natural Resources Conservation Service	Administrative Support	In-House (Performance Decision was 03/31/2008)

Specifics of each study were included in USDA's Report to Congress on Fiscal Year 2007 Competitive Sourcing Efforts in accordance with Section 647(b) of Division F of the Consolidated Appropriations Act fiscal year (FY) 2004, P.L. 108-199.

Examples of the functions currently undergoing or planned for study include the following:

- Office of the Chief Financial Officer (Payments Support); and
- Office of the Chief Financial Officer (Financial Management Modernization Initiative - Hosting Services).

USDA is also evaluating functions in the following agencies for study in FY 2009:

- Departmental Administration - Office of Operations,
- Food and Nutrition Service,
- Food Safety and Inspection Service,
- Grain Inspection, Packers and Stockyards Administration,
- Natural Resources Conservation Service, and
- Agricultural Research Service.

Ms. DeLauro: What is the typical cost of performing an A-76/FAIR Act study in USDA and what is your target time frame per study? Provide a table of studies done from fiscal year 2000 through fiscal year 2008 with costs and timeframes.

Response: In FY 2007, there were no A-76/FAIR Act studies completed. One study that was started in FY 2007 and completed in March 31, 2008. Standard studies have a target timeframe of 12 months and the average cost is

approximately \$300,000.

The table of studies outlined below includes all USDA studies that were completed from FY 2003 to present, and that are currently being tracked by USDA.

AGENCY/STUDY	COMPETITION/TIMEFRAME	COST
FS Roads Maintenance	Standard 04/25/2003-01/07/2004	\$369,000
FS - Information Technology (IT) Infrastructure	Standard 02/19/2003-07/24/2004	\$2,664,000
NRCS Geological	Standard 11/15/2005-09/29/2006	\$309,861
NRCS Cartography	Standard 11/06/2004-07/08/2005	\$58,579
NRCS Clerical	Standard 01/01/2003-09/19/2003	\$238,446
REE-ARS Facilities Ops and Maintenance	Standard 06/27/2003-01/05/2005	\$260,000
REE-ARS Research Farming Support	Standard 06/27/2003-01/15/2005	\$260,000
REE-ARS Security Services	Streamlined 06/27/2003-11/04/2003	\$53,000
FS R5 Fleet Maintenance	Standard 04/25/2003-01/07/2004	\$356,000
FS R6 - PNW Olympic NF Road Maintenance	Streamlined 05/01/2003-08/27/2003	\$19,163
NRCS Administrative Support	Standard 03/30/2007-03/31/2008	\$141,000*

\*Represents costs incurred through 09/30/2007

Ms. DeLauro: Who determines whether the study is streamlined or standard?

Response: OMB Circular No. A-76 provides the requirements to conduct either a streamlined or standard study. Agencies conduct feasibility studies to determine the return on investment and the type of study they will conduct using OMB and Congressional guidance.

Ms. DeLauro: What was the total cost of performing A-76 studies in fiscal year 2007 and the best estimate for fiscal year 2008? What are the estimated costs for fiscal year 2009? Also provide the cost broken down by Agency.

Response: The total cost of performing competitive sourcing studies in 2007 by agency was \$141,000 (NRCS) and \$73,000 (OCFO) for a total of \$214,000. Estimated costs for FY 2008 by agency are \$1,105,000 (NRCS), \$267,681 (REE) and \$442,000 (OCFO) for a total of \$1,814,681. Estimated costs for FY 2009 by agency are \$10,000 (GIPSA) and \$686,007 (OCFO) for a total of \$696,007.

Ms. DeLauro: Have you requested funds in the budget to carry out these studies? If not, where will the resources come from? Which agencies requested additional funding in their budget? Which agencies requested additional funding in their budget? What has the Department spent on contracts over the past three years to implement A-76 studies?

Response: The Department has taken steps to ensure that there are adequate resources to meet competitive sourcing study requirements. We established a centralized competitive sourcing/A-76 office, funded through our Working Capital Fund, to coordinate activities at the Department level. The USDA component agencies use program and operating funds to complete studies. The Department has spent approximately \$544,000 on contracts over the past three years to implement A-76 studies.

#### STAFF YEARS FOR PREPARING FINANCIAL STATEMENTS

Ms. DeLauro: How many staff years did OCFO expend on the preparation of the fiscal year 2007 financial statements? In addition, please provide a summary estimate of the staff years expended by USDA agency personnel in the preparation of these statements. Differentiate between agency efforts to prepare program versus administrative financial statements and breakout by agency. How has the requirement for quarterly statements affected workload?

Response: At the corporate level, USDA devoted 14 FTEs to preparing the USDA fiscal year 2007 consolidated financial statements. Agency staff-years expended includes 23 for administrative statements and 28 for program statements.

While the requirement to prepare quarterly financial statements has increased the workload, it has instilled a discipline that makes the preparation of the annual statements a routine event rather than a once a year effort that required heroic efforts to meet the due dates. The quarterly statements provide valuable insight into financial control, funding, and financial management issues on a more frequent basis.

#### IMPROVE COMPUTER SECURITY

Ms. DeLauro: Please provide updated information that can be printed in the public record that describes the OCFO's efforts to improve computer security in the Department and at NFC. Indicate what actions are NFC related.

Response: The following describes NFC's efforts to improve computer security and to protect customers' data (all are NFC-related unless otherwise noted):

- Physical security: NFC has established a new data center at the Denver Federal Center. All systems were migrated to this new data center in September 2007. This new facility has state-of-the-art physical security systems and processes to protect the information that is processed and stored in NFC's data center.
- Network security: With the stand up of the new data center, NFC implemented a new network security architecture. This new architecture

established a number of internal security zones that provided the capability to further "lock down" certain zones based upon the sensitivity of the information processed and stored within the zones. In addition, NFC performs annual penetration tests (both internal and external) and a firewall audit. An independent contractor performs these activities. The results of these activities are used to assess overall network security.

- Certification and accreditation (C&A): The C&As for all general support systems and major applications are kept up-to-date. The current C&As have been re-accomplished to align with National Institute of Standards and Technology (NIST) 800-53. The System Security Plans and Risk assessments are reviewed and updated annually.
- Protecting sensitive network traffic: NFC has implemented multiple methods of encryption for the infrastructure (i.e., Secure Shell, Secure Socket Layer, and virtual private networks (VPNs)) to protect sensitive data such as logon identifications (ID's) and passwords, e-mail traffic, and access to NFC applications. In addition, NFC has migrated to server-based computing using Citrix that provides end-to-end encryption.
- Access control: NFC established new processes and tools (role-based access) to monitor and control access for privileged and non-privileged users. NFC is currently in the process of implementing role-based access. NFC is implementing Identity Access Management software to automate access permissions for role-based access across all NFC computing platforms.
- Logging and monitoring: NFC has installed a tool to capture and report on all defined events across computing platforms. NFC has implemented a process to track all security reports to ensure recipients acknowledge receipt of reports and action taken. This provides a proactive capability to monitor network and system activity.
- Password rule enforcement: NFC modified security software parameters to implement stronger password rule enforcement according to OMB and Departmental policy.
- Vulnerability management: NFC implemented new management processes and tools to enhance vulnerability identification and mitigation.
- Intrusion detection and incident handling: NFC has enhanced existing intrusion detection capabilities by implementing 24 hours a day, 7 days-a-week monitoring of firewall logs to enhance analysis of network threats. NFC has also acquired additional hardware to increase the number of intrusion detection sensors to provide more complete coverage of potential threat vectors.
- Secure remote access: NFC has implemented secure remote access using software that provides end-to-end encryption when accessing the NFC systems using any connectivity capability (dial-up, commercial broadband, or wireless).

- Laptop encryption: All government-issued laptops configured for whole disk encryption. All data stored on the laptop's hard drive is encrypted using a FIPS 140-2 complaint software package.
- Removable media: NFC has replaced all unencrypted USB ("flash") drives with FIPS 140-2 complaint encrypted devices. In addition, NFC has disabled the capability to produce CDs on the desktops.
- Training: Employees received annual training in security requirements and in the protection of PII data.
- System Outputs: Steps were taken to remove unnecessary PII data from system outputs, e.g., reports.

#### MODERNIZING CORPORATE SYSTEMS

Ms. DeLauro: Please update information provided last year on the current plan for modernizing corporate systems.

Response: Regarding CPAIS, USDA began the project in 2005 to retire the legacy Personal Property System and the Equipment Management Information System (EMIS) by implementing these functions in the CPAIS, which currently processes the Department's real property transactions. The project was delayed in 2006 due to the deployment related to Hurricane Katrina and new Federal Real Property Profile requirements under Executive Order 13327. There is significant commonality between the data requirements for real and personal property. Thus, expanding the existing CPAIS will be cost effective, especially since the system already has the property interface to the corporate financial system.

The new CPAIS provides a corporate approach to managing USDA assets, both real and personal property and ensures compliance with the Executive Order 13327 regarding management of real property. Further, it includes energy reporting required to meet the requirements of the Energy Act of 2005.

During fiscal year 2008, USDA expects to complete the pre-deployment testing and verification of the core personal property management functions. During fiscal year 2009, USDA intends to place the core personal property management functions into service, and to develop the technical requirement documentation necessary to support the migration of the property management functions currently supported in the legacy EMIS into the CPAIS.

Concerning eGovernment Travel, the re-procurement for the eGovernment Travel solution was finalized in June of 2006. USDA awarded the eGovernment Travel contract to Northrop Grumman Mission Systems for use of its eGovernment Travel system called GovTrip.

USDA successfully implemented its production pilot, Office of the Inspector General (OIG), in June 2007. Also, the USDA implemented Risk Management Agency (RMA) and the Foreign Agricultural Service (FAS) in November 2007 and the Agricultural Research Service (ARS), Economic Research Service (ERS), Cooperative State Research, Education, and Extension Service (CSREES), and



the National Agricultural Statistics Service (NASS) and the Grain Inspection, Packers and Stockyards Administration (GIPSA) were implemented in March 2008. The remainder of the USDA agencies and staff offices will be implemented into the eGovernment travel solution by the OMB mandated date of December 31, 2008.

On completion of the implementation of eGovernment Travel, a major portion of the legacy Travel System will no longer be in operation. Only components used for local travel and relocation will remain until replaced with new solutions. The Government Transportation System will remain in operation only for relocation travel until replaced with a new solution.

In September 2007, the Department awarded the FMFI contract for integration services and financial management software. In April 2008, the Department executed Option Year 1, for FMFI integration services. We have established the USDA agency and office deployment schedule. USDA will be deploying agencies and offices in three phases starting with fiscal year 2010 and ending in fiscal year 2012. For deployment 1, the Plan and Analyze phase will be completed in fiscal year 2008 and the Design, Build, and Test phases will be completed in fiscal year 2009. The interim FMFI development environment is being established and will be ready for FMFI development activities in June 2008.

The Department also plans to complete the development of the RFP in fiscal year 2008 and receive and evaluate proposals, and award a contract for FMFI hosting services in fiscal year 2009.

With respect to EDI, USDA is continuing to partner with the Department of Veterans Affairs in converting the USDA telephone and utility invoices to EDI. To date, over 12,785 telephone and utility accounts are being paid via EDI representing approximately 35 percent of all active accounts.

#### PRIMARY COMPUTING FACILITY

Ms. DeLauro: Please provide updated information on the opening and functioning of the new primary computing facility (PCF) located in Denver. Also, provide an update on efforts to identify and establish a backup computing facility.

Response: NFC's Primary Computing Facility in Denver has been fully operational since September 15, 2007. The Department has undertaken an aggressive program to consolidate data centers to improve the efficiency, effectiveness, and security. As a result, NFC has decided to locate its backup computing facility at the Department's enterprise data center in St. Louis, Missouri. Planning is complete and site preparation is underway. NFC expects this facility to be fully operational by the end of calendar year 2008. Until the backup computing facility is established, NFC has a contract in place for a disaster recovery subscription service.

#### AUDIT WORK

Ms. DeLauro: Please provide for the record, for each of fiscal years 2003 through 2008, the amounts spent by the CFO for audit work performed by contractors including any amounts that may have been transferred out of the CFO to another USDA entity, and then to have those funds used to perform audit work.

Response: The following amounts were spent by CFO for audit work performed by contractors for fiscal years 2003-2008:

2003:	\$7,325
2004:	\$199,358
2005:	\$26,238
2006:	0
2007:	0
2008:	0

No funds were transferred to another USDA entity.

#### ACQUISITION OF PLANT AND CAPITAL EQUIPMENT

Ms. DeLauro: Please provide the Committee with an update on the implementation of the acquisition of plant and capital equipment necessary for the delivery of financial, administrative, and information technology services of primary benefit to the agencies of the Department of Agriculture for data warehouses, enterprise architecture, integrated acquisition system, universal telecommunications network, corporate asset management, e-travel, and enterprise human resources integration. Please include a copy of the current spending plan for the record.

Response: The spending plan for use of FY 2005 and FY 2006 funds, including an update on activity, was provided to the Committee in May 2007. A spending plan for the use of FY 2007 and FY 2008 funds is being developed, and that plan will be provided to the Committees upon its completion.

#### UNOBLIGATED BALANCES

Ms. DeLauro: Is the spending for the unobligated balances for new programs or for existing ones? Will there be any new RFPs as a consequence? Please update the table provided in last year's hearing record.

Response: Since the plan for use of FY 2007 funds has not yet been submitted to the Committee, there is no additional activity to report from that reported to the Committee for the FY 2008 budget. The current state of activity is as follows:

Orgn.	FY 2003 Initiative (FY 2002 funds)	FY 2004 Initiative (FY 2003 funds)	FY 2005 Initiative (FY 2004 funds)	FY 2007 Initiatives (FY 2005/ FY 2006 funds)
OCFO	Data Warehouses	Data Warehouses		
	Enterprise Architecture			
	e-Travel			
	Corporate Asset Management			
			Internet Combined Administrative System	
			Budget Performance Integration (pending results of feasibility review)	
				Federal Financial Accountability and Transparency Act Implementation
				Establishment of Primary/Backup Computing Facility (NFC)
				Financial system modernization
OCIO	Enterprise Architecture	Enterprise Certification/ Accreditation		
	Universal Telecom. Network			
DA	Enterprise HR Information System	Enterprise HR Information System		
	Integrated Acquisition System	Personal Property System	Integrated Acquisition System	

OCR	Civil Rights Enterprise System	Complaint Tracking System		
RD				Loan Servicing Technology for American Rural Residents (LOAN-STARR)

## FEASIBILITY STUDY

Ms. DeLauro: Please provide any updated reports for the record of the feasibility study that is required by law to be submitted to the Committees on Appropriations. If the report has not been updated since January 2006, when will the Committee receive the 2007 update? Does this report contain revisions to NFC's strategy? If so, why?

Response: House Report 109-463, accompanying the Agriculture, Rural Development, Food and Drug Administration, and Related Agencies Appropriations Bill 2007, required the Secretary of Agriculture to provide quarterly reports beginning July 31, 2006, on the status of continuity of operations of the NFC, remote mirror imaging, the reestablishment of payroll and cross-servicing operations and function in New Orleans, selection of a new alternate worksite, and plans for the new primary computing facility. To satisfy this reporting requirement, NFC provides a quarterly Continuity of Operations of the NFC, the Reestablishment of Payroll and Cross-Servicing Operations and Functions in New Orleans, and Plans for Back-Up Facilities to the Secretary of Agriculture for distribution to the Committees on Appropriations that provides the appropriate update on the status of these initiatives. This same report serves as a continuing update of the original feasibility study.

The quarterly report provides information on NFC's actions most recently taken in response to post-Hurricane Katrina actions, and the status of and plans for risk-managed back-up facilities. This report states that NFC has maintained the same basic strategy for improving disaster recovery and business continuity. Hurricane Katrina and its aftermath have reinforced that the actions that NFC has undertaken to mitigate the risks associated with disaster recovery and business continuity are correct and effective actions.

## PRIMARY COMPUTING FACILITY

Ms. DeLauro: What was the total amount expended in the searches for a primary computing facility? Please break out amounts for each facility considered.

Response: NFC expended approximately \$150,000 (labor costs of \$116,000 and travel costs of \$34,000) in the search for a primary computing facility.

The approximate breakdown by the facilities considered is as follows:

Denver - \$44,000  
Chicago & St. Louis - \$65,000  
Albuquerque - \$41,000.

## GREENBOOK CHARGES AND WORKING CAPITAL FUND

Mrs. DeLauro: Please list for the record all Greenbook charges collected by the Department in fiscal year 2007, the best estimate for fiscal year 2008 actuals and the estimated level for 2009. List who was charged, how much, who received the charges, and what they were charged for.

Response: The information is submitted for the record.

[The information follows:]

FY 2007 - 2009 Greenbook Actual and Estimated Charges  
Agency Totals by Fiscal Year

<u>Agency</u>	<u>FY 2007 Actual</u>	<u>FY 2008 Estimate</u>	<u>FY 2009 Estimate</u>
Office of the Secretary	\$13,032	\$13,764	\$14,177
Agricultural Marketing Service	1,066,006	1,264,333	1,302,263
Agricultural Research Service	3,909,312	4,542,724	4,679,006
Rural Development	2,578,559	3,231,356	3,328,297
Risk Management Agency	201,572	246,464	253,858
Foreign Agricultural Service	713,463	922,662	950,342
Forest Service	18,107,531	19,277,253	19,855,571
Office of Communications	38,630	41,678	42,928
Office of General Counsel	124,858	151,049	155,580
Natural Resources Conservation Service	4,163,424	5,257,923	5,415,661
Economic Research Service	170,515	214,457	220,891
National Agricultural Statistics Service	456,562	596,649	614,548
Cooperative State Research, Education and Extension Service	212,043	286,715	295,316
Office of Inspector General	385,881	450,135	463,639
Food and Nutrition Service	727,605	1,003,427	1,033,530

	FY 2007	FY 2008	FY 2009
<u>Agency</u>	<u>Actual</u>	<u>Estimate</u>	<u>Estimate</u>
Animal and Plant Health Inspection Service	3,650,704	4,688,933	4,829,601
Grain Inspection, Packers and Stockyards Administration	294,427	372,781	383,964
Food Safety and Inspection Service	3,655,870	4,398,810	4,530,774
Office of the Chief Economist	55,653	85,362	87,923
Departmental Administration	196,366	252,939	260,527
Office of Civil Rights	64,341	85,829	88,404
Office of Executive Secretary	7,227	7,731	7,963
Farm Service Agency	5,847,763	7,497,304	7,722,223
Office of the Chief Information Officer	1,487,108	2,519,851	2,595,447
National Appeals Division	37,846	45,374	46,735
	<u>48,970,114</u>	<u>58,477,503</u>	<u>59,179,168</u>

Service Providing Agencies	Greenbook - Departmental Reimbursable Programs	Program Description	FY 2007	FY 2008	FY 2009
Office of the Secretary	Advisory Committee Liaison Services	The Office of the Secretary provides guidance and direction to USDA agencies on Advisory Committees and Boards. Costs to support this function and screening/selection of members are reimbursed from agencies to the Office of the Secretary.	\$193,000	\$199,000	\$204,970
Office of the Secretary	USDA Tribal Liaison	Program provides for travel for the national program director, support for an intern or other personnel, and other related programs.	\$65,000	\$69,000	\$71,070
Office of the Secretary	USDA Faith Based Initiatives	Provides for Department level oversight of the USDA implementation efforts in this area and to support the White House Office of Faith-Based and Community Initiatives regional outreach conferences.	\$240,385	\$400,000	\$412,000

Service Providing Agencies	Greenbook - Departmental Reimbursable Programs	Program Description	FY 2007	FY 2008	FY 2009
Office of Civil Rights	American Indian Higher Education Consortium	Promotes, fosters, and encourages implementing programs for improving post-secondary and higher education opportunities for American Indians, and establishing information centers for post-secondary and higher education institutions.	\$366,587	\$580,000	\$597,400
Agricultural Research Service	Hispanic Association of Colleges and Universities (HACU) Programs	A program to foster educational excellence in the Hispanic community and to promote Hispanic participation in fulfilling the USDA mission.	\$1,400,000	\$1,442,000	\$1,485,260



Service Providing Agencies	Greenbook - Departmental Reimbursable Programs	Program Description	FY 2007	FY 2008	FY 2009
Office of Civil Rights	1890's USDA Initiatives	Supports White House initiatives on Historically Black Colleges and Universities and the USDA 1890 institutions (Land Grant colleges and universities). USDA maintains an agricultural liaison office at each of the 17 1890 campuses, including Tuskegee University.	\$2,287,278	\$2,425,000	\$2,497,750
Departmental Administration	Sign Language Interpreter Services	Provides interpretive services for Departmental programs and USDA agencies.	\$203,856	\$231,000	\$237,930

Service Providing Agencies	Greenbook - Departmental Reimbursable Programs	Program Description	FY 2007	FY 2008	FY 2009
Departmental Administration	Target Center	Supports the Department's workforce diversity and Federal Workforce 2001 policies; provides information on technologies to ensure equal access to electronic technologies and automated systems essential to today's jobs for people with visual, hearing, speech, mobility, or dexterity impairments.	\$889,176	\$927,000	\$954,810
Office of Civil Rights	USDA Diversity Council	This program supports the following: Hispanic Advisory Council, Secretary's Advisory Council on Employees with Disabilities, African-American Group, Asian-American Group and Pacific Islanders Group, Native American Group, Women's Group and Gay and Lesbians Group. These groups provide the Secretary with ongoing advice on matters that affect their respective communities.	\$504,062	\$513,000	\$528,390

Service Providing Agencies	Greenbook - Departmental Reimbursable Programs	Program Description	FY 2007	FY 2008	FY 2009
Departmental Administration	USDA Visitor Information Center	The Visitors Center is a showcase for USDA programs and initiatives.	\$236,607	\$268,000	\$276,040
Departmental Administration	Honor Awards	This program is designed to recognize significant accomplishments of USDA employees through the Department's highest honor awards program.	\$79,909	\$80,000	\$82,400
Departmental Administration	USDA Drug Testing Program	This program is mandated by Executive Order 12564 and PL 102-143. Its purpose is to help ensure a drug free work place with programs such as: random, reasonable suspicion, post accident, volunteer and applicant testing.	\$78,351	\$100,000	\$103,000
Departmental Administration	Emergency Operations	This program operates a secure emergency operations center on a 24/7 basis. The center provides critical communications and coordination systems.	\$1,886,553	\$2,205,000	\$2,271,150
Departmental Administration	Continuity of Operations Planning	The programs provides for USDA COOP activities including awareness training, exercises and COOP plan reviews.	\$1,617,220	\$1,820,000	\$1,874,600

Service Providing Agencies	Greenbook - Departmental Reimbursable Programs	Program Description	FY 2007	FY 2008	FY 2009
Departmental Administration	Labor and Employee Relations Tracking and Reporting System	This program supports a Department-wide Web-based system for tracking employee and labor relations cases.	\$69,890	\$72,000	\$74,160
Departmental Administration	Federal Biobased Procurement Program	This program supports the completion of a model procurement plan, the development of a unified USDA biobased Web site, and the establishment of a biobased resource center to provide information resources to public and Federal agencies.	\$334,280	\$350,000	\$360,500
Departmental Administration	Self Service Dashboard (SSD) and Retirement Processor Web Application	This program serves as an e-authenticated single sign-on portal for several USDA human resources systems and contains a historical database that together with the Retirement Processor Web application enables employees to run various retirement calculation scenarios.	\$326,964	\$338,000	\$348,140

Service Providing Agencies	Greenbook - Departmental Reimbursable Programs	Program Description	FY 2007	FY 2008	FY 2009
Departmental Administration	Personnel and Document Security	The program is responsible for ensuring the proper protection of classified national security information through the adjudicative process of personnel clearances; and the proper handling, storage and transmission of classified information.	\$1,556,318	\$1,648,000	\$1,697,440

Service Providing Agencies	Greenbook - Departmental Reimbursable Programs	Program Description	FY 2007	FY 2008	FY 2009
Departmental Administration	Radiation Safety	The program is responsible for the USDA radiation safety program that ensures the safe use of radioactive materials and compliance with Federal requirements. The program maintains the license to use radioactive materials issued by Nuclear Regulatory Commission and provides technical advice and oversight to agencies in which radioactive materials are used.	\$904,415	\$927,000	\$954,810
Departmental Administration	Enterprise- wide Time and Attendance	The program will implement a standard enterprise-wide T&A system that will offer cost savings, resource reductions, training and helpdesk support.	\$1,745,267	\$1,500,000	\$1,545,000

Service Providing Agencies	Greenbook - Departmental Reimbursable Programs	Program Description	FY 2007	FY 2008	FY 2009
Office of the Chief Financial Officer	Pre-authorized Funding	Provides a funding mechanism for reimbursable activities involving other Federal Departments and USDA that arise during the current fiscal year.	\$4,754,733	\$2,600,000	\$2,678,000
Office of the Chief Financial Officer	Financial Management Modernization Initiative	The U.S. Department of Agriculture (USDA) is in the initial stages of procuring a new Core Financial Management System through the Financial Management Modernization Initiative (FMMI).	\$1,129,835	\$2,000,000	\$5,000,000
Office of the Chief Information Officer	E-Gov Presidential Initiatives	This program assists with improving IT planning through the expansion of electronic government to deliver significant productivity and performance gains across all Federal departments.	\$9,992,428	\$13,217,944	\$13,614,482

Service Providing Agencies	Greenbook - Departmental Reimbursable Programs	Program Description	FY 2007	FY 2008	FY 2009
Office of the Chief Information Officer	USDA Enablers - Content Management	This program features robust document management, flexible workflows, strong security, makes sharing of documents easy, and provides easy access to information.	\$1,270,000	\$1,310,000	\$1,349,300
Office of the Chief Information Officer	E-Gov Presidential Initiatives HSPD12	This program supports the implementation of the Homeland Security Presidential Directive 12 (the Common Identification Standard for Federal Employees and Contractors).	\$12,469,000	\$12,783,000	\$13,166,490
Office of the Chief Information Officer	Enterprise Network Messaging	This system will include messaging, collaboration, presence, real-time chat and directory services for USDA agencies and offices worldwide.	\$3,072,000	\$5,000,000	\$5,150,000
Office of the Chief Information Officer	Enterprise Contingency Planning Program (formerly LDRPS)	This program includes a suite of contingency planning tools to prepare for a catastrophe.	\$850,000	\$880,000	\$906,400



Service Providing Agencies	Greenbook - Departmental Reimbursable Programs	Program Description	FY 2007	FY 2008	FY 2009
Office of the Chief Information Officer	IT Infra-Structure Security	This program provides security tools to monitor and detect and report PII information in agency systems, to monitor changes in network security baseline configurations and to reverse changes if needed.	0	\$3,000,000	\$3,090,000
Office of the Chief Information Officer	Cyber Security Assessment and Management (CSAM)	This program is a comprehensive FISMA compliance tool developed for and by the Department of Justice. It provides the ability to identify threats and vulnerabilities through use of the embedded NIST 800-53 control requirements for Federal IT systems.	\$447,000	\$1,593,000	\$1,640,790

Mrs. DeLauro: What activities are collected as Greenbook charges and what activities are collected through the Working Capital Fund?

Response: Services supported by the Greenbook charges and Working Capital Fund are as follows:

[The information follows:]

<b>Greenbook Charges - Departmental Reimbursable Programs</b>
Advisory Committee Liaison Services
USDA Tribal Liaison
USDA Faith Based Initiatives
American Indian Higher Education Consortium
Hispanic Association of Colleges and Universities (HACU) Programs
1890's USDA Initiatives
Sign Language Interpreter Services
Target Center
USDA Diversity Council
USDA Visitor Information Center
Honor Awards
USDA Drug Testing Program
Emergency Operations
Continuity of Operations Planning
Labor and Employee Relations Tracking and Reporting System
Federal Biobased Procurement Program
Self Service Dashboard (SSD) and -Retirement Processor Web Application
Personnel and Document Security
Radiation Safety
Pre-authorized Funding
Financial Management Modernization Initiative
E-Gov Presidential Initiatives
USDA Enablers (eGovernment) Projects
E-Gov Presidential Initiatives HSPD12

<b>Working Capital Fund Activities</b>
National Finance Center
Controller Operations
Corporate Financial Management Systems
Competitive Sourcing
Financial Services 1/
Broadcast Media and Technology Center
Creative Services Center
National Information Technology Center (including Enterprise Shared Services 2/)
Information Technology Services
Telecommunications Services:
- National Telecommunications Services Office
- Computer Services Unit
- Telecommunications Customer Services Center
- Network Services
Beltsville Service Center:

- Central Supply Stores
- Consolidated Forms and Publications Distribution Center
- Central Excess Property
- Central Shipping and Receiving
Mail and Reproduction Management:
- Central Mail Unit
- Duplicating Unit
- Copier Service
- Departmental Mailing List Service
Integrated Procurement Systems
Office of the Executive Secretariat

1/ New as a WCF activity in FY 2008; previously funded through purchase card rebate proceeds and administrative overhead charges

2/ The Enterprise Shared Services component is new in the WCF in FY 2008; previously funded through Greenbook

#### ADMINISTRATIVE COSTS

Mrs. DeLauro: Please update the table provided in last year's hearing record on administrative cost areas.

Response: The following table details the FY 2009 base level amounts and staff years for the OCFO administrative areas listed below.

[The information follows:]

Office of the Chief Financial Officer FY 2009 Budget Administrative Cost Area	Amount (\$000)	Staff Years
Financial Improvement	1,610	13
Travel Management Improvement	230	2
Improper Payments Information Act Implementation	169	2
Subtotal OCFO Activities	2,009	17

#### NATIONAL FINANCE CENTER

Ms. DeLauro: Please list for the record the Departments that are supported by the National Finance Center.

Response: The Departments and other entities supported by the National Finance Center include:

Department of Commerce  
Department of Agriculture  
Department of Education  
Department of Homeland Security

Department of Housing and Urban Development  
 Department of Interior  
 Department of Justice  
 Department of Labor  
 Department of State  
 Department of Treasury  
 Appalachian Regional Commission  
 Architect of the Capitol  
 Architectural and Transportation Barriers Compliance Board  
 Armed Forces Retirement Home  
 Commodity Futures Trading Commission  
 Congressional Budget Office  
 Corporation for National and Community Service  
 Court Services and Offender Supervision Agency  
 Defense Nuclear Facilities Safety Board  
 Farm Credit Administration  
 Farm Credit System Insurance Corporation  
 Federal Communications Commission  
 Federal Deposit Insurance Corporation  
 Federal Election Commission  
 Federal Energy Regulatory Commission  
 Federal Housing Finance Board  
 Federal Maritime Commission  
 Federal Mediation and Conciliation Service  
 Federal Mine Safety and Health Review Commission  
 Government Accountability Office  
 Government Printing Office  
 Institute of Museum and Library Services  
 Interagency Council on the Homeless  
 International Boundary and Water Commission  
 Library of Congress  
 Millennium Challenge Corporation  
 National Capital Planning Commission  
 National Foundation for the Arts and Humanities  
 National Gallery of Art  
 National Labor Relations Board  
 Occupational Safety and Health Review Commission  
 Office of Compliance  
 Office of Government Ethics  
 Peace Corps  
 Small Business Administration  
 Smithsonian Institution  
 Treasury Technical Assistance  
 Treasury's Personal Services Contractors - Foreign  
 U.S./Saudi Arabian Joint Commission on Economic Cooperation  
 US Agency for International Development  
 US Chemical Safety and Hazard Investigation Board  
 US Commission on Civil Rights  
 US Congress  
 US Court of Appeals for Veterans Claims  
 US Merit Systems Protection Board  
 US Office of Special Counsel

Ms. DeLauro: Please update last year's hearing record with any new Departments or independent organizations serviced by NFC.

Response: NFC began servicing one new client since last year's report was provided - the Department of Veterans Affairs.

Ms. DeLauro: How many total employees are payrolled through NFC?

Response: NFC currently processes the payrolls for an average of 600,000 employees per pay period.

#### COSTS OF THE REMOTE DATA CAPABILITY

How are the costs of the remote data capability being assigned? Please update the table provided in last year's hearing record breaking out the assignment of the costs of the remote data capability in fiscal year 2007 by each Department that was charged.

Response: The current remote data capability expenses are assigned as an information technology overhead cost to all applications on NFC's mainframe. Both USDA and non-USDA users of NFC's systems share in this expense based upon their proportional usage of its applications.

In FY 2007, the total cost of the program was \$8.171 million, which includes labor, non-labor, and related overhead. The breakdown by customer was:

USDA	\$4,998,000
Other Non-USDA	<u>3,173,000</u>
Total	<u>\$8,171,000</u>

#### NFC REIMBURSEMENTS

Ms. DeLauro: Is the NFC fully reimbursed for all costs associated with services provided to other federal agencies or government entities?

Response: NFC, like all WCF activities, recovers 100 percent of operating costs of normal business operations and services provided to other Federal agencies or government entities. This includes depreciation expenses on capital acquisitions. This is consistent with our obligations to recover all WCF activity costs of operation under 7 U.S.C. 2235.

#### USDA OFFICES

Ms. DeLauro: How many offices does USDA rent, own, or lease? Please update the table in last year's hearing record of the number of USDA facilities by state and territory, county, foreign country, and ports of entry. What options are available that would allow the Department to increase consolidation of several Agencies within the same facility and potentially reduce the office space costs? Last year's hearing record indicates that you would provide office consolidation information once it was collected. Was that information provided to the committee. If so, please update the information with consolidations that occurred in 2007 and 2008 or

are planned for 2008 or 2009?

Response: The table provided below lists by State, territory, and foreign country how many offices USDA owns, leases commercially, or is assigned by the General Services Administration. USDA has a presence in almost every county of the United States, thus, a full report by county is in excess of 123 pages and is available upon request. Almost without exception, our foreign country holdings are through the State Department. We do not specifically identify ports of entry within our Corporate Property Automated Information System. The total number of owned offices (1,443) and commercial leases (4,622) are existing, operational, office/administrative buildings and combination research/office/lab facilities housing personnel. The total number of GSA assignments (1,047) are uniquely identified by a Client Billing Record number and may include multiple assignments in the same building.

State/Territory	OWNED	LEASED	GSA
ALABAMA	10	95	11
ALASKA	16	17	25
ARIZONA	74	80	15
ARKANSAS	28	101	36
CALIFORNIA	347	207	63
COLORADO	55	91	51
CONNECTICUT	1	7	6
DELAWARE	1	10	1
DISTRICT OF COLUMBIA	1	0	14
FLORIDA	26	166	18
GEORGIA	24	144	30
GUAM	0	1	6
HAWAII	5	2	29
IDAHO	82	89	16
ILLINOIS	9	135	16
INDIANA	1	106	10
IOWA	1	147	27
KANSAS	1	126	16
KENTUCKY	13	130	6
LOUISIANA	17	85	13
MAINE	1	30	6
MARSHALL ISLANDS	0	1	0
MARYLAND	33	53	11
MASSACHUSETTS	5	17	10
MICHIGAN	27	99	11
MINNESOTA	21	120	20
MISSISSIPPI	35	97	15
MISSOURI	24	166	41
MONTANA	65	115	16
NEBRASKA	6	141	11
NEVADA	17	22	14
NEW HAMPSHIRE	5	11	6
NEW JERSEY	4	30	8
NEW MEXICO	51	78	26

State/Territory	OWNED	LEASED	GSA
NEW YORK	7	102	24
NORTH CAROLINA	20	185	29
NORTH DAKOTA	5	68	17
OHIO	5	131	19
OKLAHOMA	6	116	18
OREGON	138	94	41
REPUBLIC OF PAULAU	0	1	0
PENNSYLVANIA	12	88	12
PHONPEI	0	1	0
PUERTO RICO	8	28	11
RHODE ISLAND	0	3	0
SOUTH CAROLINA	11	48	30
SOUTH DAKOTA	7	102	9
TENNESSEE	8	137	27
TEXAS	30	329	78
UTAH	36	44	29
VERMONT	3	23	8
VIRGIN ISLANDS OF THE U.S.	0	0	3
VIRGINIA	22	106	17
WASHINGTON	69	95	38
WEST VIRGINIA	11	44	19
WISCONSIN	16	81	5
WYOMING	23	77	9
Total	1,443	4,622	1,047

The USDA Space Management Policy, Departmental Regulation (DR) 1620-2, contains USDA policy requirements for collocation (housing two or more USDA agencies together) and resource sharing. The purpose of these requirements is to achieve customer friendly facilities and control overhead expenses. USDA agencies are to follow these policies when occupying space in USDA-owned, General Services Administration-assigned or USDA-commercially leased space. DR 1620-2 states:

(Section 5a) When two or more field office agency locations are in the same community or geographical area, collocation will occur whenever practical. Agencies will take advantage of all space actions to increase participation in collocations.

(Section 5e) When two or more USDA agencies share a common field office, the agencies will jointly use office space, equipment, personnel, office supplies and other resources associated with that field office, in accordance with the Act (The Federal Crop Insurance Reform and Department of Agriculture Reorganization Act of 1994, Public Law 103-354, grants the Secretary authority to combine field offices to reduce duplicative overhead expenses by the joint use of resources and offices).

In addition, with the implementation of Executive Order 13327, Federal Real Property Asset Management, USDA is striving to prioritize actions to be taken to improve the operational and financial management of USDA's real property inventory and identifying legislative authorities that are required to

address these priorities.

In response to the question regarding consolidations in 2007 and 2008, or are planned for 2008 or 2009, the information is as follows:

FY 2007 - 50 completed consolidations/collocations  
 FY 2008 - 62 completed consolidations/collocations  
 FY 2008 - 38 planned consolidations/collocations  
 FY 2009 - no planned consolidations/collocations

#### PROBLEM CREDIT

Mrs. DeLauro: What is the amount the Department is managing of "problem credit?"

- a. Please explain how USDA defines this term and provide a breakout of the problem credit by account.

Response: The definition of "problem credit" is the entire amount of principle and interest of delinquent direct loans (non-performing assets), guaranteed loans that have defaulted and been restructured as direct loans, and gross charge-offs. This information comes from data provided by USDA agencies in the Treasury Report on Receivables Due from the Public.

Problem Credit - By Account (Dollars in Millions)				
	Rural Development	Farm Service Agency	Commodity Credit Corporation	All Other
FY 2006	\$1,190.9	\$936.9	\$3,724.0	\$53.8
FY 2007	1,113.4	820.2	2,736.3	41.7

- b. Why does international sovereign risk credit account for such a high percentage of this total?

Response: International sovereign risk credit is debt owed by foreign governments. The mission of USDA/Commodity Credit Corporation's (CCC) foreign credit programs is the promotion and sale of American agricultural products. USDA/CCC markets primarily to developing and emerging countries all over the world. The Inter-Agency Country Risk Assessment System (ICRAS) ratings for these countries are usually D or less (ICRAS ratings range from A to F). Sovereign debt is subject to treatment by the Paris Club. USDA/CCC works with the State Department and the Department of the Treasury to reschedule or reduce debt through the Paris Club. USDA/CCC also works bilaterally to reschedule debt with countries whose debts do not qualify for Paris Club treatment. Congress must authorize the write-off of all sovereign debt (except for small amounts). Consequently, no USDA/CCC held sovereign debt has been written-off except for those debts that Congress has authorized to be forgiven or reduced.

- c. Please provide the Committee with the amount of delinquent debt at the end of the last six fiscal years by account.

Response: The information is submitted for the record.



[The information follows:]

Delinquent Debt - By Account (Dollars in Millions)				
	Rural Development	Farm Service Agency	Commodity Credit Corporation	All Other
FY 2002	\$1,223	\$1,646	\$3,758	\$371
FY 2003	1,130	1,165	3,871	447
FY 2004	1,033	989	3,732	494
FY 2005	960	828	1,948	153
FY 2006	898	723	1,971	153
FY 2007	544	645	1,965	99

- d. Please provide the amount of debt USDA has written off over the past six fiscal years by account.

Response: The information is submitted for the record.

[The information follows:]

Debt Written-Off - By Account (Dollars in Millions)				
	Rural Development	Farm Service Agency	Commodity Credit Corporation	All Other
FY 2002	\$258	\$400	\$705	\$6
FY 2003	197	287	244	22
FY 2004	210	264	196	8
FY 2005	135	239	2,189	56
FY 2006	183	188	515	45
FY 2007	469	148	162	42

- e. Please update the assessment of why the Department has had to write-off bad debt in the near past. In addition, explain what USDA is doing to minimize these write-offs or collect delinquent debt, including the use of the Treasury Offset Program.

Response: The information is submitted for the record.

[The information follows:]

Reasons for Write-Off:

For domestic debts, write-offs are an on-going cost of administering agriculture-related programs. Bankruptcy, death, economic down turns, natural disasters and other unexpected events are all a part of the risk that is associated with this type of business.

In FY 2007, Rural Development wrote-off a large amount of delinquent debt greater than two years old to comply with OMB Circular A-129, Policies for Federal Credit Programs and Non-Tax Receivables. Also, other USDA agencies have either written-off debts over two years old, requested and received

Departmental waivers or developed plans to write-off the remaining debt over two years old. OMB Circular A-129 states that write-off for delinquent debt older than two years is mandatory unless documented and justified to OMB in consultation with Treasury or where collections are material. The intention of this requirement is to remove non-performing debt from the financial statements. However, cost effective collection activities may continue for debts written-off that are classified as currently not collectible.

For CCC, the only foreign program sovereign debts that have been written-off were done as the result of a Paris Club negotiation, Heavily Indebted Poor Country Initiative (HIPC), or Presidential initiative. Congress approved all such write-offs. The FY 2005 CCC write-off of \$2.2 billion mostly was due to the cancellation of Iraq's outstanding debt to the United States \$4.1 billion. The Governments of Iraq and the United States of America signed an agreement on December 17, 2004, that became effective as of March 7, 2005. The appropriate accounting entries were made in CCC accounting system to write-off \$2.1 billion of debt and an additional \$1.7 billion of non-performing interest during March 2005.

Activities to Minimize Write-offs and Collect Delinquent Debt:

USDA agencies (including FSA, CCC, and Rural Development's Single Family Housing, Multi-Family Housing, and Community & Business Program) have been reporting delinquent loans and debts to the Treasury Offset Program (TOP) since its inception in 1997. As of June 2008, USDA referred 99.7 percent of eligible debts to TOP. Even after debts are written-off, many are classified as currently not collectible and remain in TOP until they reach the 10 year statute of limitations or a situation where they must be closed-out.

USDA agencies (including FSA, CCC, and Rural Development's Single Family Housing, Multi-Family Housing, and Community & Business Program) have been reporting delinquent loans and debts to the Treasury Cross Servicing program for many years. As of June 2008, USDA referred 99.4 percent of eligible debts to Cross Servicing program. The Cross Servicing program contracts with private collection agencies which draw on an array of private sector collection techniques.

FSA and Rural Development use the Credit Alert Interactive Verification and Reporting System and credit bureau screening for prospective borrowers. They also provide credit and debt information reporting to credit bureaus. The FSA and Rural Development's Rural Business-Cooperative Service are testing Treasury's Debt Check system to screen outstanding Federal debtor applicants prior to making loans. FSA and Rural Development will have a phased implementation throughout their field structures.

FSA/CCC, like all financial institutions and creditor agencies, make every possible effort to minimize its losses and write-offs. This has been accomplished by implementing all major provisions of the Debt Collection Improvement Act and maintaining an aggressive internal administrative offset program. By the timely use of internal collection efforts, demand letters, personal visits, phone calls, etc., FSA/CCC is able to collect the monies due from the majority of its debtors effectively.

CCC's Supplier Credit Guarantee Program (SCGP) promotes commercial exports of U.S. agricultural products by helping U.S. exporters offer foreign buyers direct, short-term credit guaranteed by CCC. CCC improved the claims recovery process and will continue to monitor market conditions and review the adequacy of the risk-based fee structure.

#### TRAVEL MANAGEMENT

Ms. DeLauro: What did the CFO's office spend on travel management in FY 2007 and FY 2008? What did all of USDA spend on travel management in FY 2007 and FY 2008? What travel management responsibilities lie within the CFO's office and what responsibilities lie within the other Agencies within USDA?

Response: OCFO spent \$194,502 on travel management in FY 2007 and is estimated to spend \$344,288 in FY 2008. USDA spent \$10,697,138 on travel management in FY 2007 and is estimated to spend \$10,999,512 in FY 2008.

OCFO travel management responsibilities are to:

- Lead the way to fiscally sound, cost-effective travel program delivery, supported by reliable financial management information, internal controls and infrastructure for USDA;
- Issue Department-wide guidance to standardize, centralize, and automate the travel program and monitor compliance in the use of the travel charge card;
- Facilitate training for travelers, approving officials and agency/organization program coordinators (A/OPCs) on USDA's Travel Card Program;
- Provide periodic travel reports to external organizations including the OMB, Congress, GAO, GSA, and OIG; and
- Implement Best Practices as identified in OMB Circular A - 123 Appendix B.

Agency travel management responsibilities are to:

- Establish internal procedures to ensure the travel program complies with OCFO guidance and A/OPCs are adequately trained and staffed for their responsibilities;
- Determine employee eligibility for issuance of a travel charge card and establish procedures to provide appropriate travel charge card limits;
- Ensure employees receive information on how the travel program operates, on proper use of the travel card, and conveyance of the "*USDA Zero Tolerance Policy*" to all cardholders;
- Establish internal procedures to promote card use and monitor fraud, waste and abuse on the travel-charge card to include the development and reporting of trends and statistics and disciplinary actions taken; and
- Conduct their program in accordance with the Federal Travel Regulation and GSA SmartPay contracts by taking advantage of services, technology and rebates offered.

## DEBT COLLECTION

Mrs. DeLauro: Please update the table provided in last year's hearing record on debt collection activities for USDA by amount and by agency.

Response: The information is submitted for the record.

[The information follows:]

USDA Debt Collection Activities FY 2007 (Dollars in Millions)					
Activity/Agency	RD	CCC	FSA	Other	USDA
Litigation	\$45.6	\$0.9	\$25.6	\$33.1	\$105.2
Treasury Cross Servicing	9.5	0.4	0.5	1.5	11.9
Treasury Offset Program	13.6	1.1	3.8	90.2	108.7
Agency Collections	250.2	78.2	237.8	292.1	858.3
Other	23.7	0.0	0.5	0.0	24.2
Total	342.6	80.6	268.2	416.9	1,108.3

## SPENDING FOR THE HURRICANE KATRINA DISASTER

Ms. DeLauro: Please update your response for the record last year regarding how much unanticipated funding NFC spent throughout the Hurricane Katrina disaster. How much was provided in supplemental funding, how much has been used to date, and how much remains unobligated? What additional commitments for rehabilitation of NFC facilities remain?

Response: To date, we have incurred expenses associated with our response to Hurricane Katrina totaling almost \$58 million. This amount is unchanged from that which we reported last year. These expenses have been incurred to address, among other things, our immediate disaster response of establishing seven alternate work sites and the building of an interim computing facility in Philadelphia, Pennsylvania. Of the supplemental funding of \$58 million provided by Congress, \$56.6 million has been used to date and \$1.4 million remains unobligated. Approximately \$1.4 million of commitments remain to complete the restoration of the NFC building facilities.

## OBJECT CLASS BREAKDOWN

Ms. DeLauro: Please provide an object class breakdown for the Working Capital Fund, Information Technology, to include fiscal years 2007 through 2009 (estimated).

Response: WCF, Information Technology, covers those WCF activities supported under the management of the Office of the Chief Information Officer. The object class breakdown for those information technology

activities is as follows.

[The information follows:]

WORKING CAPITAL FUND			
INFORMATION TECHNOLOGY COSTS			
<u>Amounts in Thousands</u>			
	2007	2008	2009
11.1 Salaries	70,157	74,627	77,834
11.7 Overtime	505	405	421
11.8 Cash Awards	1,020	722	748
12.1 Benefits	17,684	19,141	19,953
Subt./Personnel Comp.	89,366	94,895	98,956
13.1 Benefits/Prior Employees	0	8	8
14 Payments	0	0	0
21 Travel	1,559	2,049	2,110
22 Transportation	231	419	430
23.1 Rental Payments/GSA	2,833	2,652	2,730
23.2 Rental Payments/Others	12	767	786
23.3 Comm., Util. & Misc. Charges	70,785	59,959	65,498
23.31 Hardware/Software Rentals	16,791	7,018	7,271
24 Printing/Reproduction	55	58	59
25.1 Assistance & Advisory Services	0	0	0
25.2 Other Services	1,446	5,576	3,356
25.21 Training	663	1,092	1,117
25.22 Contracts	67,300	83,017	85,370
25.3 Purch. Of Goods/Svcs. From Govt. Accts.	12,963	5,804	5,954
25.31 Administrative Support Costs	1,926	3,077	6,127
25.4 Oper. & Maint. of Facilities	309	269	276
25.7 Oper. & Maint. of Equipment	48,305	51,892	53,211
26 Supplies & Materials	2,157	10,901	11,124
31 Equipment	33,267	13,701	10,902
43 Interest	19	123	145
51 Depreciation	5,696	4,962	5,326
52 Leasehold Improvements	0	0	0
Subt./Other Recurring Costs	266,317	253,344	261,800
TOTAL, Operating Costs	355,683	348,239	360,756

QUARTERLY STATUS REPORT

Ms. DeLauro: Please provide the Committee with the most recent quarterly report updating the status of the Backup Computing Facility, Primary Computing Facility, and Alternative Work Site.

Response: The report dated October 2008 for the quarter ending October 2008 is included for the record.



**Continuity of Operations of the National Finance  
Center, the Reestablishment of Payroll and Cross-  
Servicing Operations and Functions in  
New Orleans, and Plans for Back-Up Facilities**

**October 2008**

**Prepared by:  
United States Department of Agriculture  
Office of the Chief Financial Officer  
National Finance Center**

House Report 109-463 of the House Agriculture, Rural Development, Food and Drug Administration, and Related Agencies Appropriations Bill 2007, requires the Secretary of Agriculture to provide quarterly reports beginning July 31, 2006, on the status of continuity of operations of the National Finance Center (NFC), remote mirror imaging, the reestablishment of payroll and cross-servicing operations and function in New Orleans, selection of a new alternate worksite (AWS), and plans for the new Primary Computing Facility (PCF). The following complies with this directive. This is the report for October 2008.

#### **Background**

In January 2005, the United States Department of Agriculture (USDA) submitted a Report to Congress outlining the strategy and plan to mitigate risks at NFC. The strategy establishes a new PCF outside of the hurricane threat area and modifies the computing facility in New Orleans to operate as the backup site. Attainment of this strategy will significantly reduce the risk to NFC's customers and best position NFC to continue operation of essential services to more than 170 Federal organizations. Additionally, NFC would select a site for a new AWS that would be within 350 miles of New Orleans. In July 2008, USDA submitted an update to Congress in a report, "Continuity of Operations of the National Finance Center, the Reestablishment of Payroll and Cross-Servicing Operations and Functions in New Orleans, and Plans for Back-Up Facilities."

#### **New Primary Computing Facility**

NFC's Primary Computing Facility in Denver has been fully operational since September 15, 2007.

#### **Plans for the New Backup Computing Facility**

NFC is in the process of establishing its backup computing facility (BCF) at the USDA enterprise data center in St. Louis, Missouri. Site preparation activities are well underway and equipment installation has begun. The network has been installed and is operational. Installation and testing will continue through the end of calendar year 2008. NFC is planning to standup the BCF by the end of January 2009.

Until the BCF is established, NFC has a contract in place for a disaster recovery subscription service.

#### **Reestablishment of Payroll and Cross-Servicing Operations and Function in New Orleans**

As stated in the July 2007 report, all backlogs associated with Hurricane Katrina deployment and the reconstitution efforts have been eliminated.

Since we consider this item closed, it will be removed from future reports.

#### **Selection of a Permanent Alternate Worksite**

The site selected by USDA as its permanent alternate worksite is still problematic due to the owners' inability to secure financing for site build-out. The General Services Administration is continuing to work the contract issues.



## IMPLEMENTATION OF A NEW FINANCIAL MANAGEMENT SYSTEM

Ms. DeLauro: Please update the response in last year's hearing record with respect to the estimated range of the full cost of implementing a new financial management system. When will a new financial management system be fully implemented? What is the estimated timeline and financial need to implement a new system? What would this increase provide funding for, i.e. purchases, planning?

Response: FMMI is scheduled to be fully implemented in October 2012. The funding schedule is as follows:

2007 Actual	\$ 1.2 million
2008 Budget	24.8 million
2009 Budget	36.7 million
2010 Budget	31.2 million
2011 Budget	<u>24.4 million</u>
Total cost (FY 2007 - FY 2011)	<u>118.4 million</u>

This funding will be for new financial management software, new hardware for development, testing and training, detailed planning, data conversion, software configuration, training, developing corporate interfaces, and some help desk services.

## TRANSFER OF UNOBLIGATED BALANCES TO THE WORKING CAPITAL FUND

Ms. DeLauro: In fiscal year 2008, authority was provided in general provision 703 to transfer unobligated balances to the Working Capital Fund (WCF) for the acquisition of plant and capital equipment necessary for the financial management modernization initiative (FMMI). Was this authority used in fiscal year 2008? If so, how much was transferred to the WCF for FMMI?

Response: The authority provided in FY 2008 was not used in FY 2008. Since that authority grants to the Secretary the authority to transfer FY 2008 unobligated balances from discretionary accounts to the Working Capital Fund, such transfers would not be made until the end of the fiscal year. We anticipate transferring available funds identified to us in September 2008. Fiscal year 2007 discretionary unobligated balances in the amount of \$4,440,180 were transferred to the Working Capital Fund, as authorized by Congress. A plan is being developed for the use of those funds that will be submitted to the Committee upon its completion.

## NEW FINANCIAL MANAGEMENT SYSTEM

Ms. DeLauro: Your response to a question in last year's hearing record indicates that OCFO would need an estimated \$27.1 million for fiscal year 2009 to implement the new financial management system. Is this figure included in your 2009 budget request?

Response: No appropriated funds were requested in the FY 2009 budget. The Department is using funds from the Working Capital Fund, Purchase Card rebates, Departmental reimbursements, and discretionary unobligated balances to fund this project.

Ms. DeLauro: Why is the previous financial management system being replaced? When was the previous financial management system fully implemented?

Response: USDA's legacy core accounting system, the Foundation Financial Information System (FFIS), is no longer being supported by the vendor. Therefore, the system is not able to comply with legislative and regulatory mandates including, but not limited to: the Chief Financial Officer's Act, the Federal Manager's Financial Integrity Act, the Federal Financial Management Improvement Act, the Clinger-Cohen Act, the Government Paperwork Elimination Act, the Financial System Integration Office/Joint Financial Management Improvement Program, the Government Performance and Results Act, and the Federal Information Security Management Act. The legacy FFIS is antiquated technology and is not capable of meeting emerging technical requirements and requires replacement. FFIS achieved full operational capability on October 1, 2002.

Ms. DeLauro: How will you ensure that when FMFI achieves full operational capability, it will not be considered antiquated and no longer supported by the vendor in less than 5 years as happened with the previous financial management system?

Response: The FMFI Request for Proposal (RFP) and contract requires the integrator to support and maintain the FSIO compliant software for a minimum of five years. If the software vendor no longer supports the software, the integrator will be required to do so.

Ms. DeLauro: Do the cost estimates for implementing the new core financial management system include the necessary activities to make the system interoperable with each agency's additional financial systems? If not, have the agencies requested funds to update their systems?

Response: The cost estimates for FMFI are limited to the corporate solution. The corporate solution is aimed precisely at the need to eliminate as many agency-based systems as possible while addressing agency and Departmental financial management needs. The system will also replace general ledger systems at the CCC, FSA, FNS, and RD. This solution will also provide guidelines and base infrastructure to the modernization of future program financial systems. The Office of the Chief Financial Officer continues to oversee the financial-based program systems. No other agencies in the Department requested funds to update their systems. The cost for agency specific interfaces and reports will be the responsibility of the respective agencies. For example, FSA has requested funding for interfaces to ensure interoperability between the Farm Program's MIDAS Modernization efforts and FMFI.

Ms. DeLauro: Will the new core financial management system be able to offer a full financial solution to smaller agencies in the Federal government?

Response: Yes, USDA requires that all newly implemented systems be designed to support other Departments and agencies of the Federal Government.

## NFC REDUCTION-IN-FORCE ACTIONS

Ms. DeLauro: Were there any NFC reduction-in-force actions in 2007 or 2008? If so, what was the reason for them and how many employees were affected?

Response: There was one reduction-in-force action in 2007 and no reduction-in-force actions are anticipated in 2008. The 2007 reduction-in-force action occurred on September 28, 2007, when the Transportation Security Administration terminated their payroll technician services contract with NFC and awarded it to another service provider. As a result, 2 NFC employees were reduced in grade and 73 were reassigned to other positions within NFC. There were no employee separations as a result of this reduction-in-force.

## MATERIAL WEAKNESSES

Ms. DeLauro: Your response to a question for the record last year on material weaknesses said that there were two remaining and two material weaknesses. What steps has the OCFO taken to resolve these four material weaknesses.

Response: The steps OCFO has taken to resolve the four material weaknesses are as follows:

- USDA Information Technology: The OCFO and the Office of the Chief Information Officer (OCIO) joined together and formed the IT Executive Steering Committee (IT-ESC) to address the Department's ongoing Information Technology (IT) material internal control weakness and to provide leadership and direction in remediating this weakness. The Department is monitoring the status of corrective actions to resolve its deficiencies in logical and physical access controls, change controls and disaster/contingency planning. The IT-ESC meets weekly to review and discuss progress toward remediating the Department's IT weakness. Agencies make presentations to the IT-ESC and receive feedback on their efforts. The IT-ESC provides the resources needed to develop and implement new policies and systems to improve efficiencies in reporting, monitoring, and closure of IT issues.

Through the IT-ESC, USDA has identified the need to coordinate and plan internal control efforts between USDA service providers and the USDA agencies that use the services of these providers. We refer to this effort as the Inter-Agency Planning, Assessing and Remediating Controls (I-PARC). The expected outcome of this project is a clear and comprehensive document that provides the agreed-upon responsibilities for each security control as outlined in the National Institute of Standards and Technology (NIST) Special Publication 800-53.

Additionally USDA has made substantial progress in the implementation of Cyber Security Assessment and Management (CSAM) as the enterprise-wide FISMA reporting tool. CSAM is a comprehensive FISMA compliance tool provides the ability to identify threats and vulnerabilities through the use of the embedded NIST SP 800-53 (Rev. 1) control requirements for Federal IT systems. Using CSAM, IT security standards and procedures are tailored to meet the agency's needs and FISMA reporting requirements. CSAM

also provides a complete tracking, management, and reporting tool for Government Information Security Reform Act (GISRA) Plan of Actions & Milestones (POA&M) and supports the implementation of a repeatable process that continually assesses control effectiveness. Through CSAM, the Department has improved oversight capabilities that allows the monitoring of the POA&Ms and NIST SP 800-53 control testing to ensure IT control deficiencies are identified and effectively and efficiently remediated, tested, and documented and ensure high priority deficiencies are corrected and or mitigated. CSAM provides a vehicle for agencies to store artifacts supporting control testing and deficiency remediation, which, ultimately, will allow OCFO and OCIO to go to one repository to obtain necessary documents needed to perform oversight various responsibilities.

- Financial Reporting - Unliquidated Obligations: The Department is monitoring monthly status reports on corrective action plans to address lack of consistent review of unliquidated obligations (ULO) but more work is needed to downgrade the weakness. USDA has performed testing to better understand the scope and root causes of the weakness. USDA will assess the need for additional tools to assist component agencies in performing and adequately documenting the results of periodic reviews. The Department will also require quarterly reviews and certifications of obligations greater than 1 year old. The Department plans to perform compliance monitoring on a sampling of obligation reviews to ensure the justifications are adequate and obligations are removed timely.
- Financial Reporting - Credit Reform: The OCFO performed reviews of RD, FSA, and CCC procedures for preparing and reviewing model changes, data extracts, and reestimates for adequacy to ensure quality control steps are followed. OCFO has established an Improved Credit Program Management Council to share best practices, review portfolio trends, recommend portfolio management changes, and address actions needed to downgrade the material weakness. Additionally, OCFO has reviewed the monthly status reports of corrective actions planned by RD and CCC to monitor agencies' accomplishment of milestones.
  - o RD has obtained an Independent Validation and Verification for Model A, Housing programs and an independent contractor's report on repairs to Model D for the Multifamily Housing programs. Key words were added to the pivot tables for all programs and provided to the Office of Inspector General. Documentation has been provided to OCFO of detailed analyses of model results, including trend and sensitivity tests and a comparison of cash flows by types of assumption curve between new and previous models. Certification sheets for the FY 2007 calculation of reestimates for Models, A, B, and D has also been provided to demonstrate a two-step review process of data and calculations for reestimates. Standard Operating Procedures for Credit Reform staff have been implemented and reviewed by OCFO. A staffing plan has been developed for the Budget Division to hire personnel to assist with peer and second party review of credit estimates and reestimates.
  - o CCC completed additional training for personnel working with the direct credit and credit guarantee programs. This has enhanced agency expertise in performing calculations and in conducting effective management reviews. CCC has also updated Standard Operating Procedures

for reviewing and implementing cash flow models to ensure models are adequately reviewed and approved. Although, progress has been made regarding quality control over credit reform models, more work is needed at CCC to improve the timeliness and controls over model changes.

- Financial Reporting - Funds Controls: The material weakness relates to the internal controls supporting the accuracy, completeness and validity of obligations at CCC. The To-Be blue print for operations of funds control at FSA/CCC is being finalized and meetings are on going with the agencies program divisions. The obligation web servicing, which supports funds control, was moved to production. The Electronic Fund Management System was moved to acceptance testing. CCC will migrate to USDA's enterprise solution under FMFI, and develop functionality to perform funds control at the time of obligation request from program obligations.

#### COMPETITIVE SOURCING

Ms. DeLauro: In 2005, REE-ARS completed two competitive sourcing studies which are estimated to avoid costs of \$8.1 million over a 5-year period. Please update your response in last year's hearing record as necessary, and provide the agencies and the amount estimated to be saved to date. What, if any, review is conducted to ensure that estimated savings are realized, and when will the review occur?

Response: There were no studies completed in FY 2007. Typically A-76 studied programs do not achieve as much savings in the first two years of operations and the majority of savings is achieved in the last three years. Actual accrued savings for FY 2007 on six studies completed between FY 2003 and FY 2006 was \$28,270,000. The breakdown by agency is as follow:

<u>Agency</u>	<u>Study</u>	<u>Year Completed</u>	<u>Accrued Savings</u>
Forest Service	R5 Road Maintenance	2004	\$ 1,680,000
Forest Service	IT Infrastructure	2004	21,550,000
NRCS	Cartography	2004	2,940,000
ARS	Facility Operations	2005	1,290,000
ARS	Research Farming Support	2005	760,000
NRCS	Geological Analysis	2006	50,000
TOTAL			\$28,270,000

In order to ensure that estimated savings are realized, USDA has established written procedures for Post Competition Accountability Review, Tracking and Validation. These procedures require that agencies' reviews occur on an annual basis and include the requirement that agencies obtain an independent validation of a reasonable number of competitions. The USDA selects the competition(s) that undergo an independent validation.

#### HUMAN RESOURCES LINE OF BUSINESS

Ms. DeLauro: Please update the status of the implementation of a new Human Resources Line of Business venture for the NFC. Also provide a status of USDA's implementation of other lines of business.

Response: In September 2005, NFC was selected as a Human Resources Line of Business (HRLOB) Shared Service Center (SSC) to offer standardized HR services on a Federal Government-wide level. To be consistent with the managing partner's (OPM) direction, NFC also incorporates e-Payroll in its definition of HRLOB. In the near-term, the NFC SSC will provide HR, personnel, and payroll system services to Federal agencies. In addition, NFC will leverage its HR information system (HRIS) technology platform to offer a full range of optional employee-centric services to Federal agencies, such as position management, classification, staffing, personnel action processing, employee-relations, labor relations, employee development, benefits administration, EEO case management processing, and other related services.

In the long term, OPM anticipates that the Shared Service Centers will utilize a "common solution" that identifies systems, best practices, migration strategies and key interfaces to develop common HRLOB business processes and system solutions. NFC fully supports the OPM near-term and long-term common solution visions. The NFC HRIS system suite consists of EmpowHR, a PeopleSoft-based Human Resource Management Information System (HRIS version 8.8) and the Payroll/Personnel System (PPS). This system suite is a solution of interfaced applications enabling customer agencies to obtain the core HR system services while supporting HR operational services. Near-term PPS plans for this initiative include only minor enhancements and modifications required to ensure system reliability and to meet customer requirements.

The NFC has implemented a total of 93,006 Agriculture employees on its EmpowHR as follows:

Agricultural Marketing Service	592
Rural Housing Service	10,397
Risk Management Agency	810
Foreign Agricultural Service	1,507
Forest Service	47,199
Rural Utilities Service	618
Natural Resources Conservation Service	21,688
Rural Business-Cooperative Service	204
Office of the Chief Financial Officer	1,187
Farm Service Agency	8,802
National Sheep Industry Improvement Center	2

NFC is working with other Agriculture agencies as schedules permit to migrate to EmpowHR. Currently NFC and FSIS are working to migrate the Food Safety and Inspection Service (FSIS) employee population (10,300 employees) by end of August 2008.

NFC is marketing the EmpowHR service model to other civilian Federal agencies and, in addition to the Agriculture agencies cited above, has implemented and currently maintains the EmpowHR functionality for Library of Congress, Government Accountability Office, Corporation for National and Community Services, and a number of Homeland Security agencies.

In total NFC provides HRIS services to approximately 200,000 Federal employees.

Concerning e-payroll activities, NFC has more than 40 years of experience

providing payroll services to Federal employees. For more than 20 years, we have provided quality payroll services for more than 175 Federal Departments/Agencies, representing all three branches of government. In total, NFC pays approximately 600,000 employees each bi-weekly cycle. NFC's cost for providing payroll services is among the lowest in government; successfully conducting more than 80 conversions. The most recent implementation was the Veterans Affairs, Office of Inspector General migrating in April 2008.

NFC's integrated payroll/personnel system, recently enhanced with Web-based reporting and other services, accommodates more than 100 types of Federal and quasi-Federal employees, and encompasses a wide variety of pay authorities. Some examples include: general schedule, Federal wage system, executive schedule, law enforcement and fire protection, special rates for certain occupational services, foreign service, demonstration projects personnel/pay bands, administratively determined rates, non-Federal employees, judges; and Titles 4, 5, 7, 8, 12, and 47. We have repeatedly proven our ability to enhance pay flexibility and can continue to do so, including adding Titles 38 and 42.

NFC processed payroll disbursements in excess of \$39 billion for tax year 2007. NFC generated and mailed more than 706,000 Form W-2 Statements prior to the January 31, 2008, deadline.

As part of the overall HRLOB initiative, OPM has identified HRLOB requirements divided into three areas - Compensation Management, Benefits Management, and Personnel Action processing - that must be met by each of the Shared Service Center providers. NFC has been working diligently to meet all of these requirements, relying on its long record of successful payroll servicing.

NFC is actively pursuing public and private sector partnerships to accomplish all HRLOB requirements, primarily Benefits Management and Personnel Action processing. NFC has completed a Memorandum of Understanding with USDA's Animal and Plant Health Inspection Services (APHIS) Marketing and Regulatory Programs Business Services (MRPBS). APHIS/MRPBS is the lead provider of human resource-related programs and functions, including Benefits Management and Personnel Action processing, in support of the diverse missions of the Agricultural Marketing Service (AMS), APHIS, and the Grain Inspection, Packers and Stockyards Administration (GIPSA), as well as the Merit Systems Protection board (MSPB) - a non-USDA agency. APHIS will deliver PAR processing, Benefits Management, Staffing and Classification services. Finally NFC has submitted a request for proposal soliciting public human resource service providers to partner with NFC to provide the full range of services defined by OPM as an HRLOB SSC.

#### WCF PLAN FOR USE OF AVAILABLE UNOBLIGATED BALANCES

Ms. DeLauro: Please provide the Committee with the Department's current report on the Plan for Use of Available Unobligated Balances Transferred to the USDA Working Capital Fund.

Response: The spending plan for use of FY 2007 and FY 2008 funds is being prepared and will be provided to the Committee as soon as it is completed.

## FY 2009 BUDGET REQUEST

Ms. DeLauro: The fiscal year 2009 budget request includes an increase of \$267,000 to maintain the current level of services. How much of this increase would go to travel, training, and administrative costs? Are you hiring additional FTEs? Why is this increase necessary?

Response: OCFO's final appropriation was essentially straight-lined between FY 2006 and FY 2007, and actually went down from FY 2007 to FY 2008. For FY 2008, the President had requested \$30,863,000 in appropriated funds. OCFO received only \$5,809,050, a decrease of \$25,053,950 from the President's request and \$40,950 below the actual FY 2007 level, despite the need to cover the mandatory pay raise. In FY 2008, OCFO has made a series of tough budget decisions, including the following: we have slowed hiring, postponed IT purchases-including delaying the normal cycle of replacing computer equipment, and we have postponed necessary training that cumulatively adversely impacts OCFO's ability to lead the Department in the area of financial management, oversight, and financial policy guidance necessary to ensure clean audit opinions on USDA financial statements, reduce the number of material weaknesses, increase the number of agency accounting operations that meet key performance standards, decrease the number of Anti-Deficiency violation to zero, and all programs meet improper payments reporting requirements. The budget increase would primarily fund additional FTEs along with the associated minimal levels for travel, training, and administrative costs. Without these additional funds, OCFO's ability to maintain the current level of services would become difficult and would diminish over time. So we ask your support for the President's budget request for FY 2009.

Ms. DeLauro: Why does the fiscal year 2009 budget request reflect over \$150 million decrease in available funds and a staff year decrease of 966 for Finance and Management?

Response: The budget submitted to Congress was based on an assumption that the National Finance Center would be financed in fiscal year 2009 under a separate, new "National Finance Center Revolving Fund." A budget for the new fund, to begin operating in fiscal year 2009, was submitted separately from that of the Working Capital Fund, consistent with language proposed for inclusion in the Farm Bill that would have established a "National Finance Center Revolving Fund." Under that proposal there would be established in the Treasury a revolving fund, to be known as the National Finance Center Revolving Fund Account, to be available for the expenses and equipment necessary for the provision of services by the National Finance Center, Department of Agriculture, to Federal agencies.

## ANNUAL FINANCIAL STATEMENT AUDIT

Ms. DeLauro: In your testimony, you note that USDA attained a qualified opinion on its annual financial statement audit. Please update the Committee on the problems that led to the qualified opinion and what is being done to obtain an unqualified opinion for the fiscal year 2008 audit.

Response: USDA's OIG did render a qualified opinion on USDA's Consolidated Financial Statements for FY 2007 based on its inability to "obtain sufficient, appropriate evidence to support USDA's financial



statement amounts for estimated allowances" related to credit reform. The RD agency made significant revisions to its credit reform estimates late in the audit year and the OIG did not have sufficient time to verify the financial statement amounts for the period ending September 30, 2007.

USDA's OCFO has worked with RD financial management to hire an independent accounting firm to provide insights that may assist management to improve the procedures and control over RD's credit reform processes. OCFO is monitoring very closely any changes RD makes to its credit model re-estimates and the resulting impact on financial statements. RD has developed and implemented new standard operating procedures and has contracted for third party reviews of its model changes. RD believes it can regain its clean opinion in FY 2008.

#### INFORMATION TECHNOLOGY WEAKNESSES

Ms. DeLauro: Provide the Committee with a report on the IT weaknesses within the Department which the Information Technology Weakness Executive Steering Committee are monitoring and what actions are planned or in progress to eliminate these weaknesses.

Response: OCFO continues to monitor agency corrective action plans to ensure milestones are completed with critical path activities related to remediation of the material weakness. Agencies provide monthly status reports on progress toward correcting material deficiencies.

OCFO and OCIO joined together and formed the IT Executive Steering Committee (IT-ESC) to address the Department's ongoing Information Technology (IT) material internal control weakness and to provide leadership and direction in remediating this weakness. The Department is monitoring the status of corrective actions to resolve its deficiencies in logical and physical access controls, change controls and disaster/contingency planning. The IT-ESC meets weekly to review and discuss progress toward remediating the Department's IT weakness. Agencies make presentations to the IT-ESC and receive feedback on their efforts. The ITESC provides the resources needed to develop and implement new policies and systems to improve efficiencies in reporting, monitoring, and closure of IT issues. Agencies that contribute to the Department's IT material weakness are required to periodically brief the IT ESC on their progress in correcting their deficiencies. In addition, the Department is monitoring agency implementation of Cyber Security Assessment and Management (CSAM), Federal Desktop Core Configuration (FDCC), certification and accreditation status, current A-123, Appendix A testing and deficiencies noted, and other audit status to ensure that agencies are making adequate progress on these initiatives as well as identifying roadblocks so management can intervene if necessary.

Through the IT-ESC, USDA has identified the need to coordinate and plan internal control efforts between USDA service providers and the USDA agencies that use the services of these providers. We refer to this effort as the Inter-Agency Planning, Assessing and Remediating Controls (I-PARC). The expected outcome of this project is a clear and comprehensive document that provides the agreed-upon responsibilities for each security control as outlined in the National Institute of Standards and Technology (NIST) Special Publication 800-53.

Additionally USDA has made substantial progress in the implementation of Cyber Security Assessment and Management (CSAM) as the enterprise-wide FISMA reporting tool. CSAM is a comprehensive FISMA compliance tool provides the ability to identify threats and vulnerabilities through the use of the embedded NIST SP 800-53 (Rev. 1) control requirements for Federal IT systems. Using CSAM, IT security standards and procedures are tailored to meet the agency's needs and FISMA reporting requirements. CSAM also provides a complete tracking, management, and reporting tool for Government Information Security Reform Act (GISRA) Plan of Actions & Milestones (POA&M) and supports the implementation of a repeatable process that continually assesses control effectiveness. Through CSAM, the Department has improved oversight capabilities that allows the monitoring of the POA&Ms and NIST SP 800-53 control testing to ensure IT control deficiencies are identified and effectively and efficiently remediated, tested, and documented and ensure high priority deficiencies are corrected and or mitigated in a timely manner. CSAM provides a vehicle for agencies to store artifacts supporting control testing and deficiency remediation, which, ultimately, will allow OCFO and OCIO to go to one repository to obtain necessary documents needed to perform oversight various responsibilities and allows agencies to spend time and resources addressing the control deficiency rather than responding to data calls.

USDA has developed a standardized methodology called *Program Review for Information Security Management Assistance* (PRISMA) to assist agencies in complying with the Federal Information Security Management Act of 2002 (FISMA) requirement that agencies review their information security programs annually. PRISMA supports the implementation of more systematic, risk-based, and cost-effective information security frameworks and strategies.

Ms. DeLauro: Provide the Committee with a report on the Lean Six Sigma training and what improvements are being achieved to identify waste and non-value added activities; reducing them while improving service delivery.

Response: USDA has trained more than 90 individuals in the Lean Six Sigma (LSS) methodology, principally from OCFO and OCIO, and we continue to schedule training classes for more employees. Individuals must complete a project using the LSS tools to be eligible for certification.

The intent is to streamline, standardize and automate business processes to: reduce reliance on redundant and non-value added work associated with paper documents; improve internal controls; increase speed and efficiency of operations; improve quality of services; and increase customer satisfaction. For example, paying invoices had previously been a paper intensive exercise. Today, USDA electronically receives, processes and pays (i.e., electronic funds transfer) invoices. Moreover, invoices can be easily monitored and tracked while ensuring timeliness of payments.

#### NEW REVOLVING FUND

Ms. DeLauro: Provide additional information on the NFC proposal to establish a new revolving fund dedicated to the business operations and investment needs of the NFC. How would this fund be managed, operated and administered? What resource estimates are being requested and in which account are they requested in?

Response: The fiscal year 2009 budget submitted to Congress was structured in a manner consistent with language proposed for inclusion in the Farm Bill that would have established a "National Finance Center Revolving Fund" that would establish in the Treasury a revolving fund, to be known as the National Finance Center Revolving Fund Account, to be available for the expenses and equipment necessary for the provision of services by the National Finance Center, Department of Agriculture, to Federal agencies.

Questions Submitted by Congresswoman DeLauro

Office of the Chief Information Officer

USDA INFORMATION TECHNOLOGY BUDGET

Ms. DeLauro: Please update the table provided in last year's hearing record as necessary and also add the fiscal year (FY) 2009 (estimated) funding for information technology (IT) by agency and for the Department. Please do NOT provide a copy of OMB Exhibit 53 or a similar report to answer this question. Provide a breakout between mandatory and discretionary funds, and further breakout discretionary between appropriated, user fee, and other source.

Response: The following table shows the FY 2005, 2006, 2007, 2008, and 2009 funding for IT by agency and for the Department. This includes funding for staff, hardware and software purchases and support, contractor services, and telecommunications and other infrastructure expenditures. The remaining IT funds are discretionary. Of the funds expended for IT at USDA, the Food and Nutrition Service is the single largest line item, making mandatory grants to States supporting the Food Stamp Program.

A detailed breakout between mandatory and discretionary is not readily available.

[The information follows:]

USDA IT BUDGET SUMMARY BY AGENCY<sup>1, 2, 3</sup>

Agency	In Millions \$				
	2005	2006	2007	2008	2009
Agricultural Marketing Service <sup>4</sup>	\$18.10	\$38.40	\$32.20	\$41.50	\$48.96
Agricultural Research Service	37.40	34.80	39.10	39.90	37.87
Animal and Plant Health Inspection Service	75.10	80.30	74.30	79.00	78.53
Cooperative State Research, Education, and Extension Service	10.00	9.50	10.60	10.80	9.37
Departmental Administration	33.60	32.40	39.40	49.30	34.10
Economic Research Service	7.10	7.30	6.10	6.30	8.26
Farm Service Agency <sup>5</sup>	164.50	233.30	300.70	411.60	395.86

<sup>1</sup> FY 2005 data is based on the BY 2007 USDA Exhibit 53. FY 2006 data is based on the BY 2008 USDA Exhibit 53. FY 2007, 2008, and 2009 data is based on the BY 2009 USDA Exhibit 53.

<sup>2</sup> Minor changes in 2008 total from the Exhibit 53 dated January 4, 2008 is attributable to ongoing budget changes during the investment review process.

<sup>3</sup> Minor changes in 2009 total from the Exhibit 53 dated January 4, 2008 is attributable to ongoing budget changes during the investment review process.

<sup>4</sup> This increase in 2008 is primarily due to the Web-based Supply Chain Management (WBSCM) project.

<sup>5</sup> The increase in 2008 is due to 1) the reallocation of funding from the Service Center Modernization Initiative - Information Technology (SCMI-IT) initiative to the service-center agencies (RD, NRCS, and FSA) and 2) the Farm Program Modernization (MIDAS) initiative.

Agency	In Millions \$				
	2005	2006	2007	2008	2009
Food and Nutrition Service <sup>6</sup>	551.70	595.90	619.00	646.20	710.14
Food Safety and Inspection Service <sup>7</sup>	39.60	42.60	42.90	63.60	32.32
Foreign Agricultural Service	23.30	28.00	29.30	25.90	33.48
Forest Service	411.20	388.40	399.40	405.60	454.64
Grain Inspection, Packers and Stockyards Administration	6.90	7.30	10.00	7.20	8.56
National Agricultural Statistics Service	23.50	23.80	24.90	24.80	24.21
National Appeals Division	0.10	0.10	0.00	0.70	0.00
Natural Resources Conservation Service (see also footnote 4)	71.80	123.10	140.60	141.90	128.22
Office of Budget and Program Analysis	0.50	0.60	0.50	0.50	0.63
Office of Chief Economist	2.30	1.40	1.50	0.90	1.13
Office of Chief Financial Officer	83.40	95.20	145.50	118.80	172.95
Office of the Chief Information Officer <sup>8</sup>	145.00	79.00	50.80	29.70	61.64
Office of Civil Rights	1.80	1.70	1.90	2.60	1.88
Office of Communications	0.90	0.00	0.00	0.00	0.97
Office of Inspector General	5.90	0.40	0.50	0.50	5.18
Office of the General Counsel	2.20	2.30	1.60	1.60	1.40
Risk Management Agency <sup>9</sup>	17.60	20.20	22.60	31.60	47.11
Rural Development (see also footnote 4)	108.50	118.40	130.60	140.50	139.01
<b>Total</b>	<b>1,841.00</b>	<b>1,964.00</b>	<b>2,124.00</b>	<b>2,281.00</b>	<b>2,436.42</b>

Ms. DeLauro: Of the total planned expenditures for fiscal year 2009, for each agency how much will be used to fund "major or significant" investments as defined by OMB? For what purpose and how will the remaining funds be used? (Please provide the information broken out by mission area/agency/office.)

Response: A table is submitted for the record reflecting planned IT expenditures for the Department's strategic mission areas and agencies and identified by major and small/other investments (non-major). Upon OMB guidance, the USDA definition of "major investment" can be found in the USDA Capital Planning and Investment Control (CPIC) Guide (currently available at [http://www.ocio.usda.gov/cpic/usda\\_cpic\\_material.html](http://www.ocio.usda.gov/cpic/usda_cpic_material.html)).

<sup>6</sup> The increase in 2009 is primarily due to increases in IT-related grants to States.

<sup>7</sup> The change in 2008 is primarily due to a short-term increase in several initiatives related to food safety.

<sup>8</sup> The decrease in 2008 is primarily due to the reallocation of funding from the Service Center Modernization Initiative - Information Technology (SCMI-IT) initiative to the service-center agencies (RD, NRCS, and FSA).

<sup>9</sup> The increase in 2008 is primarily due to the Emerging Information Technology Architecture - Electronic Written Agreement Project.

Funding that is not used for "major" investments is used to support ongoing activities with smaller IT investments, maintain partnering agency activities or support transitional IT investments that are used to move antiquated technologies to current IT "best practices".

[The information follows:]

(Ref. OMB A-11)	Acronym	FY 2009 Investment Costs (in Millions \$)		Total
		Major	Minor	
<b>Farm and Foreign Agricultural Service</b>		<b>205.36</b>	<b>271.09</b>	<b>476.45</b>
Farm Service Agency	FSA	180.07	215.79	395.86
Foreign Agricultural Service	FAS	0.00	33.48	33.48
Risk Management Agency	RMA	25.29	21.82	47.11
<b>Food, Nutrition and Consumer Services</b>		<b>8.48</b>	<b>701.66</b>	<b>710.14</b>
Food and Nutrition Service <sup>10</sup>	FNS	8.48	701.66	710.14
<b>Food Safety</b>		<b>4.65</b>	<b>27.67</b>	<b>32.32</b>
Food Safety and Inspection Service	FSIS	4.65	27.67	32.32
<b>Marketing and Regulatory Programs</b>		<b>29.41</b>	<b>106.64</b>	<b>136.05</b>
Agricultural Marketing Service	AMS	21.65	27.31	48.96
Animal and Plant Health Inspection Service	APHIS	7.76	70.77	78.53
Grain Inspection, Packers and Stockyards Administration	GIPSA	0.00	8.56	8.56
<b>Natural Resources and Environment</b>		<b>86.78</b>	<b>496.08</b>	<b>582.86</b>
Natural Resources Conservation Service <sup>11</sup>	NRCS	32.89	95.33	128.22
Forest Service	FS	53.89	400.75	454.64
<b>Research, Education and Economics</b>		<b>4.20</b>	<b>75.52</b>	<b>79.72</b>
Agricultural Research Service	ARS	0.00	37.87	37.87
Cooperative State Research, Education, and Extension Service	CSREES	0.00	9.37	9.37
Economic Research Service	ERS	0.00	8.27	8.27
National Agricultural Statistics Service	NASS	4.20	20.01	24.21
<b>Rural Development</b>		<b>49.68</b>	<b>89.33</b>	<b>139.01</b>
Rural Development	RD	49.68	89.33	139.01
<b>Staff Offices</b>		<b>210.65</b>	<b>69.22</b>	<b>279.87</b>
Departmental Administration	DA	17.49	16.61	34.1
Office of the Assistant Secretary for Civil Rights	OASCR	0.00	1.88	1.88
Office of Budget and Program Analysis	OBPA	0.00	0.65	0.65
Office of the Chief Economist	OCE	0.00	1.13	1.13
Office of the Chief Financial Officer	OCFO	172.40	0.55	172.95
Office of the Chief Information Officer	OCIO	20.76	40.84	61.60
Office of Communications	OC	0.00	0.97	0.97
Office of the Executive Secretary	OES	0.00	0.01	0.01
Office of the General Counsel	OGC	0.00	1.40	1.40
Office of the Inspector General	OIG	0.00	5.18	5.18
<b>Total Budget<sup>12</sup></b>		<b>599.21</b>	<b>1,837.21</b>	<b>2,436.42</b>

Ms. DeLauro: How much of USDA's fiscal year 2007 and 2008 IT budget represents costs for personnel, and what is the total number of FTEs that the fiscal year 2009 budget supports? Please break out these numbers by agency/bureau/staff office.

Response: For fiscal year 2007, the appropriated IT personnel costs were \$335 million, which is 14.5 percent of the total fiscal year 2007 IT budget. For fiscal year 2008, the appropriated IT personnel costs were \$323 million, which is 13.7 percent of the total fiscal year 2008 IT budget. For fiscal year 2009, the appropriated IT personnel costs are projected to be \$335 million, which is 13.7 percent of the total fiscal year 2009 IT budget.

<sup>1</sup> The total for non-major investment expenditures for FNS includes state-based grants managed by FNS.

<sup>2</sup> The large value of minor investment dollars is due to the reallocation of funding from the Service Center Modernization Initiative - Information Technology (SCMI-IT) initiative NRCS.

<sup>10</sup> Minor changes in 2009 total from the Exhibit 53 dated January 4, 2008 is due to the ongoing budget changes during the investment review process.

The following table shows the projected fiscal year 2009 full time equivalents (FTEs) funded by direct appropriations by agency and staff office.

Agency	Estimated Number of FTEs Supported by the FY 2009 IT Budget
AMS	107
APHIS	178
ARS	199
CSREES	35
DA	31
ERS	45
FAS	46
FNS	59
FS	830
FSA	353
FSIS	116
GIPSA	32
NAD	1
NASS	139
NRCS	58
OBPA	3
OC	7
OCE	4
OCFO	383
OCIO	200*
OGC	3
OIG	12
RD	161
RMA	40
Total:	3,042

\* In addition to IT personnel costs funded through the direct appropriations, the Office of the Chief Information Officer (OCIO)'s National Information Technology Center (NITC) and Information Technology Services (ITS), which provide fee-for-service IT support services to other USDA agencies through the Department's Working Capital Fund (WCF), have 875 projected FTEs with an associated projected IT personnel cost of \$280,484 for fiscal year 2009.

Ms. DeLauro: How much of the fiscal year 2007 IT budget does USDA plan to spend on contractor support services? How many contracts were in place and how much was spent for fiscal year 2007 and is planned to be spent in fiscal years 2008 and 2009?

Response: In fiscal year (FY) 2007 there were approximately 423 contracts to acquire approximately \$212 million of contractor support services processed through USDA's Integrated Acquisition System (IAS). The remaining \$175 million was for IT contractor support acquisitions using purchase cards and interagency agreements not processed through IAS.

For FY 2008, an estimated \$464 million out of a \$2.3 billion IT budget, and for FY 2009, an estimated \$838 million in a \$2.4 billion IT budget is planned to be spent on contractor support services.

Attached is a list of contracts for FY 2007.

[Clerk's note: Because of the length of these documents they are not printed in the hearing volume. The Subcommittee will maintain a copy in the official files.]

Ms. DeLauro: Please provide for the record a list of all IRM support services contracts for fiscal years fiscal years 2007 and 2008. For each contract, provide information on its cost, length, and purpose. Please provide a chart in a font large enough for printing.

Response: Per your request, attached is a list of IRM support contracts for FYs 2007 and 2008.

[Clerk's note: Because of the length of these documents they are not printed in the hearing volume. The Subcommittee will maintain a copy in the official files.]



Ms. DeLauro: Provide a table showing actual Telecommunications Operations expenditures for fiscal year (FY) 1999 through 2008 and estimated for 2009.

Response: The table below shows actual Telecommunications Operations (formerly Local Area Network (LAN)/Wide Area Network (WAN)/Voice) expenditures for the three Service Center Agencies (SCA) - Farm Services Administration (FSA), Rural Development (RD), and Natural Resources Conservation Service (NRCS) - for FY 1999 through 2008. All costs for installation, maintenance and operations are included in this table. These costs are only for the SCA, and are not for the entire Department. There is no Common Computing Environment (CCE) request for Telecommunications Operations in FY 2009. The FY 2009 budget is being requested through the three SCAs.

Telecommunications Operations Costs:

FY	Dollars in Thousands
1999	\$13,775
2000	3,495
2001	1,957
2002	3,376
2003	5,900
2004	4,113
2005	4,339
2006	9,059
2007*	74,315
2008*	74,000
2009*	73,500

\*NOTE: The FY 2007 - FY 2009 amounts represent the entire cost for telecommunications for the SCA, including salaries and benefits for employees of the Telecommunication Operations Branch, Universal Telecommunications Network (UTN) implementation, FTS2001, contract, software, and maintenance costs. The FY 2008 and 2009 budgets are being requested through the three SCA.

Ms. DeLauro: Are there funds requested in fiscal year 2009 for LAN/WAN/Voice?

Response: There is no OCIO appropriation request for LAN/WAN/Voice for FY 2009 for the service center agencies (SCAs). The LAN/WAN/Voice Project was part of the Service Center Modernization Initiative - Information Technology, also called CCE, for which there is no longer an appropriation. The FY 2009 budget for ITS management and sustainment of the CCE (also called the SCA shared IT infrastructure), which includes LAN/WAN/ Voice (now known as Telecommunications Operations), is being requested through the three SCAs.

Ms. DeLauro: Briefly describe the findings, recommendations and actions taken on any GAO and OIG audits listed in the explanatory notes.

Response: The information is submitted for the record.

[The information follows:]

## Office of Inspector General Audits:

**#50501-4-FM Review of the USDA's Certification and Accreditation (C&A) Efforts**

*1. OCIO should require the agencies to reevaluate the accreditation decision and the documentation prepared during Phase I of its C&A efforts, and ensure that the accreditation is supported by complete, accurate, and trustworthy documentation that meets the requirements of National Institute of Standards and Technology (NIST) and Departmental guidance.*

## USDA Actions Taken:

Management decision was reached on this recommendation. Recommendation is open.

OCIO determined that it would not be resource efficient to redo the FY 2004 C&A documentation, but instead to re-examine USDA's C&A process, procedures and documentation requirements. Over the last 3 years, USDA has aggressively worked to ensure that its C&A process and documentation meets or exceeds the NIST guidance. We have revised and published new guidance for C&A; we require that all C&A documentation be submitted to OCIO for concurrency review before an accreditation decision is made. Plan of action and milestones (POA&Ms) to remediate identified risks must be established before accreditations can be granted. As in FY 2007, USDA established a blanket purchase agreement in FY 2008 with several independent contractors to assist the agencies in completing their C&A documentation correctly and on time.

*2. OCIO should develop and implement a policy that all agencies establish controls to ensure that the documentation prepared to support system accreditation is complete, accurate, reliable, and meets all NIST and other mandated documentation standards.*

## USDA Actions Taken:

Appropriate steps have been taken and this recommendation is now closed.

OCIO developed NIST compliant check lists for all required C&A documents. If an agency submits documents for concurrency that do not meet NIST requirements, they are returned to the agency for revisions without rendering a concurrency decision. USDA Departmental Manual (DM) 3555-001 C&A Methodology (Oct 18, 2005) and OCIO Cyber Security's C&A Condensed Guide (Apr 24, 2007) contain the Department's policy, procedures, document templates and checklists for the C&A program.

Other supporting policy, procedure, templates and checklists implemented by audit and recommendation number:

50501-4-FM rec 2, 3, 4, 5, 6 DM3555-001 C&A Methodology  
 50501-4-FM rec 2, 3, 4, 5, 6 C&A Condensed Guide  
 50501-4-FM rec 2 Configuration Management Plan Checklist FY 2007  
 50501-4-FM rec 2 Disaster Recovery and Business Resumption Planning Checklist FY 2007  
 50501-4-FM rec 2 Privacy Impact Assessment Checklist FY 2007  
 50501-4-FM rec 2 Risk Assessment Report Checklist FY 2007  
 50501-4-FM rec 2 Security Assessment Report Checklist FY 2007

50501-4-FM rec 2 Security Categorization Document Checklist FY 2007  
 50501-4-FM rec 2 Security Controls Compliance Matrix Checklist FY 2007  
 50501-4-FM rec 2 Security Plan Checklist for Major Applications FY 2007  
 50501-4-FM rec 2 Security Test and Evaluation Plan and Report  
 Checklist FY 2007

*3. OCIO should establish a policy requiring agencies to establish controls to ensure that proper risk ratings are applied to its systems.*

USDA Actions Taken:

Appropriate steps have been taken and this recommendation is now closed.

DM3555-001 C&A Methodology (October 18, 2005) and OCIO Cyber Security's C&A Condensed Guide (April 24, 2007) provide guidance to agencies for determining the risk ratings for their data and systems. Additionally, the Associate Chief Information Officer (ACIO) for Cyber Security has drafted the Standard Operating Procedure (SOP) System Boundaries and Criticality Categorization (SOP-ISD-023). In FY 2008 USDA implemented the Department of Justices' information systems security line of business shared service, Cyber Security Assessment and Management (CSAM) system. This system includes the functionality for documenting the security ratings in accordance with FIPS 199. Agencies completed re-verification of system risk ratings for all systems in the USDA IT inventory by May 16, 2008. OCIO Cyber Security has implemented an internal process for independent review and validation of these ratings. During the concurrency review process for C&A, all documentation is examined to ensure that required elements are consistent with the system risk rating.

Other supporting policy, procedure, templates and checklists implemented by audit and recommendation number:

50501-4-FM rec 2, 3, 4, 5, 6 DM3555-001 C&A Methodology  
 50501-4-FM rec 2, 3, 4, 5, 6 C&A Condensed Guide  
 Draft SOP System Boundaries and Criticality  
 Categorization (SOP-ISD-023)

*4. OCIO should establish a policy that requires all agencies to implement controls to ensure the Security Test and Evaluation (ST&E) process provides the level of assurance needed by the accrediting official to render an informed decision.*

USDA Actions Taken:

Appropriate steps have been taken and this recommendation is now closed.

USDA DM 3555-001 C&A Methodology (Oct 18, 2005), and OCIO Cyber Security's C&A Condensed Guide (Apr 24, 2007) contain the Department's policy, procedures, document templates and checklists for the C&A program. During the concurrency process, the ST&E and Security Assessment Reports (SAR) are reviewed in detail; risk assessments and security plans are analyzed to verify that they reflect residual risks and mitigating strategies or appropriate compensating controls.

Other supporting policy, procedure, templates and checklists implemented by audit and recommendation number:

50501-4-FM rec 2, 3, 4, 5, 6 DM3555-001 C&A Methodology  
50501-4-FM rec 2, 3, 4, 5, 6 C&A Condensed Guide

*5. OCIO should establish a policy that requires agencies to implement controls ensuring that all ST&E findings are included in the agency POA&Ms.*

USDA Actions Taken:

Appropriate steps have been taken and this recommendation is now closed.

USDA DM 3555-001 C&A Methodology (Oct 18, 2005), and OCIO Cyber Security's C&A Condensed Guide (Apr 24, 2007) contain the Department's policy, procedures, document templates and checklists for the C&A program. OCIO verifies that POA&Ms have been established to address resolution/mitigation of residual risks before a concurrency decision to accredit is made.

Other supporting policy, procedure, templates and checklists implemented by audit and recommendation number:

50501-4-FM rec 2, 3, 4, 5, 6 DM3555-001 C&A Methodology  
50501-4-FM rec 2, 3, 4, 5, 6 C&A Condensed Guide

*6. OCIO should implement a policy and controls to perform its own sufficiency review of ST&E findings and conclusions prior to final accreditation by agency officials.*

USDA Actions Taken:

Appropriate steps have been taken and this recommendation is now closed.

USDA DM 3555-001 C&A Methodology (Oct 18, 2005), and OCIO Cyber Security's C&A Condensed Guide (Apr 24, 2007) contain the Department's policy, procedures, document templates and checklists for the C&A program. During the concurrency process, the ST&E and SAR are reviewed in detail; risk assessments and security plans are analyzed to verify that they reflect residual risks and mitigating strategies; agencies must establish POA&Ms to address corrective actions for residual risks before OCIO agrees to accreditation.

Other supporting policy, procedure, templates and checklists implemented by audit and recommendation number:

50501-4-FM rec 2, 3, 4, 5, 6 DM3555-001 C&A Methodology  
50501-4-FM rec 2, 3, 4, 5, 6 C&A Condensed Guide

*7. OCIO must implement a policy and effective oversight to ensure that agencies implement controls over system configuration management and security controls monitoring.*

USDA Actions Taken:

Appropriate steps have been taken and this recommendation is now closed.

Configuration management plans are reviewed during the C&A concurrency review process. Additionally, agencies submit their Configuration Control Board meeting minutes to OCIO Cyber Security for review/verification of effective configuration management process. This

element is included in the monthly OCIO Federal Information Security Management Act (FISMA) scorecard. DM 3520-001 Configuration Management Policy (Jul 15, 2004) addresses the Configuration Management policy and procedures for the agencies.

Other supporting policy, procedure, templates and checklists implemented by audit and recommendation number:  
50501-4-FM rec 7 DM3520-001 Configuration Management Policy and Responsibilities

*8. OCIO should establish procedures and controls to periodically evaluate the accuracy of information provided by the agencies.*

USDA Actions Taken:

Appropriate steps have been taken and this recommendation is now closed.

OCIO has developed a draft policy DR3540-001 Security Program Reviews which details procedures for conducting, documenting and reporting security program reviews. This policy addresses all aspects of NIST SP 800-53A, Recommended Security Controls for Federal Information Systems. As part of the program reviews, security documentation for select systems is reviewed and validated. Additionally, all financial systems undergo Office of Management and Budget (OMB) Circular A-123 Appendix A control reviews annually.

Other supporting policy, procedure, templates and checklists implemented by audit and recommendation number:

Draft policy DR3540-001 Security Program Reviews (currently in Departmental vetting process)

*9. OCIO should establish controls to ensure the Department's inventory of systems remains up-to-date and can account for system implementations and disposals.*

USDA Actions Taken:

Appropriate steps have been taken and this recommendation is now closed.

Beginning in FY 2007, USDA implemented a semi-annual IT systems inventory reconciliation. This process is detailed in draft ACIO Cyber Security SOP-ISD-007 Inventory Reconciliation. We reconcile the systems inventory information the investment portfolio, architecture and C&A documentation, and system scanning reports. Agencies are required to notify the OCIO in writing when retiring or disposing of information systems. OCIO Cyber Security's internal procedural guide for conducting the semi-annual IT inventory reconciliation (ACIO Cyber Security SOP-ISD-007) is currently undergoing final review for publication.

Other supporting policy, procedure, templates and checklists implemented by audit and recommendation number:

Draft SOP-ISD-007 Inventory Reconciliation (currently in Departmental vetting process)

**#88501-6-FM Management and Security over USDA's Universal Telecommunications Network (UTN)**

*1. Ensure management controls are in place and operational to require that future information technology projects are in compliance with System Development Life Cycle (SDLC), C&A, and Capital Planning and Investment Control (CPIC) Phases in accordance with applicable laws and regulations. Ensure that a proper C&A is completed on the UTN system in accordance with OMB, NIST, and Departmental guidance.*

USDA Actions Taken:

Appropriate steps have been taken and this recommendation is now closed.

OCIO integrated the SDLC and CPIC phases and executed C&A for the UTN in accordance with applicable laws and regulations.

*2. Ensure that the UTN investment aligns with the USDA mission and supports business needs while minimizing risks and maximizing returns throughout the investment's lifecycle. Establish a plan, with specific completion dates, to implement procedures to provide full and accurate account of the UTN investment and total investment costs throughout UTN's lifecycle as required by OMB.*

USDA Actions Taken:

Management decision was reached on this recommendation. Recommendation is open.

OCIO "policies and procedures" governing this activity is the Capital Planning and Investment Control (CPIC) process. CPIC does not adequately allow TSO to capture historical costs; hence our plan to move to a managerial cost accounting system. A request for final action was submitted on July 1, 2008.

Other supporting policy, procedure, templates and checklists implemented by audit and recommendation number:  
88501-6-FM rec 2 CPIC Guide

*3. Establish a plan, with specific completion dates, when security measures under UTN will be designed and implemented effectively.*

USDA Actions Taken:

Appropriate steps have been taken and this recommendation is now closed.

OCIO implemented URL filtering, intrusion detection, firewall posture, monitoring for the UTN, and fine tuned incident handling and reporting procedures.

*4. Ensure that the gateway firewalls deny all traffic that is not specifically allowed, and establish controls to ensure that firewall rule changes are authorized and adequately controlled.*

## USDA Actions Taken:

Appropriate steps have been taken and this recommendation is now closed.

OCIO implemented "deny all" unless allowed posture with the firewall tightening project, and implemented a change control ticketing system, and Change Control Board.

*5. Establish a plan, with specific completion dates, when the UTN gateways will be designed to handle the USDA traffic with adequate failover capabilities.*

## USDA Actions Taken:

Appropriate steps have been taken and this recommendation is now closed.

Item was closed by designing and testing both Internet gateways to conduct full load failover tests for all USDA traffic on the UTN.

**#50501-8-FM Information Technology - Stolen Computer Equipment Containing Sensitive Information**

*1. The Farm Service Agency (FSA), Natural Resources Conservation Service (NRCS), Rural Development (RD), and Information Technology Services (ITS) need to effectively encrypt the entire hard drive and removable media on all desktops and laptops to ensure that Privacy Act/Sensitive information is not compromised due to stolen or lost equipment. Mobile computing devices should also be physically secured.*

## USDA Actions Taken:

Management decision was reached on this recommendation. Recommendation is open.

USDA released an RFP in 2007 and invited the industry leaders in encryption to compete on providing a cost effective enterprise encryption solution for USDA that would address encrypting entire hard drives and removable media on desktops. The product titled "Safeboot" was selected as the solution and is owned and supported by McAfee.

McAfee, together with the USDA team, will encrypt all USDA laptops one agency at a time, starting with ITS which will include RD, NRCS and FSA. A rollout implementation plan has been developed. Currently, USDA is in the acceptance testing phase of this endeavor.

As part of the rollout strategy, end-to-end testing into each agencies network will be performed and any connectivity issues will be resolved to assure Privacy Act and sensitive information is not at risk.

Performance testing will be conducted during rollouts. ITS began their rollout the week of June 30, 2008.

USDA plans to have all laptops configured with encryption software and dual factor authentication using the HSPD-12 solution by September 30, 2008. Additionally, USDA is currently evaluating user workstation needs and, where applicable, will move toward a thin client solution. Thin

client will improve overall security and greatly reduce the potential for data and equipment loss. USDA plans to have desktop solutions moved to thin client or encrypted by the end of FY 2009.

Other supporting policy, procedure, templates and checklists implemented by audit and recommendation number:  
50501-8-FM rec 1 Whole Disk Encryption Brief

*2. FSA, NRCS, RD, and ITS need to develop effective policies and procedures to notify the OCIO, OIG, and potential affected parties when equipment is stolen and/or lost.*

USDA Actions Taken, Recommendations 2, 3, 4:

Appropriate steps have been taken and this recommendation is now closed.

ITS has published a policy which works in harmony with OCIO's Cyber Security procedures that establish guidelines for Incident Identification, Declaration, Reporting, and Handling. These documents provide information following the steps of the Incident Handling Preparation, Detection and Analysis, Containment, Eradication, Recovery, Post-Incident Activity. Documents also provide information to assist in handling incidents in compliance with Departmental and agency policies:

- ITS Incident Response, Handling and Reporting Procedure (November 15, 2007)
- SOP for reporting security and PII incidents (May 21, 2008)
- ITS Incident Response Policy (September 26, 2007)

At least once annually ITS Computer Incident Response Team (CIRT) will conduct an internal review and audit to measure the incident handling, response and reporting procedure. This test will be conducted in accordance with NIST 800-61. The results of the test are for self review assessment purposes and training.

Further Lost/Stolen Equipment incidents are classified as category 1 incidents. Under the severity scale used by the ITS CIRT this is a high severity level. As soon as it is known equipment has been lost/stolen, any agency employee will contact the 24-hour USDA Security Incidents Hotline. The person reporting stolen equipment will also contact the necessary authorities as well as any personnel required by their chain of command protocol. If the reported equipment is a BlackBerry device, the ITS CIRT immediately requests the kill command from the BlackBerry administrator. Once the ITS CIRT receives confirmation that the command has been issued, they respond to all on the initial OCIO-CSCSOD e-mail with the confirmation of completion. If the stolen/lost equipment is a cellular telephone, the user will contact the designated POC to suspend service and advise any personnel required by their chain of command protocol.

Other supporting policy, procedure, templates and checklists implemented by audit and recommendation number:

50501-8-FM rec 2, 3, 4 ITS Incident Response, Handling and Reporting Procedure (November 15, 2007)  
50501-8-FM rec 2, 3, 4 SOP for reporting security and PII incidents (May 21, 2008)



50501-8-FM rec 2, 3, 4 ITS Incident Response Policy  
(September 26, 2007)

*3. OCIO needs to implement Department-wide guidance regarding tracking and reporting requirements for computer equipment that is stolen or lost. This should include procedures for determining whether the subject equipment may have contained Privacy Act/Sensitive information.*

USDA Actions Taken:

Appropriate steps have been taken and this recommendation is now closed.

See recommendation 2 response.

*4. OCIO should develop a process to verify agency data before relying on it.*

USDA Actions Taken:

See recommendation 2 response.

**#88501-7-FM General Controls Review - FY06 Office of the Chief Information Officer - ITS**

*1. Develop and implement controls, policies, and procedures to require that security plans, risk assessments, contingency plans, and DRPs meet OMB, NIST, and Departmental requirements and are updated after major system changes.*

USDA Actions Taken:

Appropriate steps have been taken and this recommendation is now closed.

ITS redesigned their contingency document methodology in 2007 and ensured all plans were created and/or updated to comply with the methodology and related templates. In late 2007 and ongoing, ITS has joined with other USDA agencies and offices to develop common document templates that better satisfy business and regulatory requirements including, but not limited to, required content and document approvals. So far ITS has developed internal procedures and implemented use of the newest document templates for Information Technology Contingency Plan(ITCP), DRP, Test-Exercise Plan, and Test-Exercise After Action Reports. ITS maintains employee and contractor contact information in Continuity of Operation Plan documents stored in Living Disaster Recovery Planning System (LDRPS). Vendor information is maintained in applicable contingency documents or vital-records reference therein.

ITS implemented internal procedures for creating backup tapes and rotating them offsite for each data center. ITS works with the lead State and County Agency representative at each field office to facilitate that backup tapes are created, rotated offsite, and readability of the backups tapes are periodically verified. ITS stores final documents in LDRPS and CSAM as required by the Department with master copies stored on the local share drive. Access to all repositories is controlled and documented in the ITCP.

Further System Security Plans, Risk assessments, Contingency and Disaster Recovery Plans are reviewed and updated annually:

End User

*Contingency and Disaster Recovery Plans*

- Functional DR Exercise - ITS-CCE-ePO (May 1, 2006)
- Component Disaster Recovery Plan - EUC - BlackBerry Enterprise Server (July 17, 2007)
- Component Disaster Recovery Plan - EUC - Change Management System (June 1, 2007)
- Component Disaster Recovery Plan - EUC - ePolicy Orchestrator (July 23, 2007)
- Component Disaster Recovery Plan - EUC - Microsoft Exchange (July 30, 2007)
- Component Disaster Recovery Plan - EUC - Microsoft Operations Manager (July 19, 2007)
- Component Disaster Recovery Plan - EUC - SharePoint (July 17, 2007)
- Component Disaster Recovery Plan - EUC - State and County (March 30, 2007)
- Component Disaster Recovery Plan - EUC - TelTrak (July 23, 2007)
- Component Disaster Recovery Plan - EUC - Windows Active Directory (July 31, 2007)
- Component Disaster Recovery Plan - EUC - Windows Server 2000-2003 (July 31, 2007)
- Component Disaster Recovery Plan - EUC - Workstation XP OS (June 1, 2007)
- OCIO ITS IT Contingency Plan (March 29, 2007)
- USDA Disaster Recovery - Relationships Among ITS Recovery Documents (January 24, 2007)

*Risk Assessment*

- Risk Assessment for End User Computing (June 20, 2007)

*Security Controls Compliance Matrix*

- Security Controls Compliance Matrix for End User Computing GSS (June 21, 2007)

*System Security Plan*

- End User Computing General Support System - ITS (June 21, 2007)

EntLAN

*Contingency and Disaster Recovery Plans*

- Component Disaster Recovery Plan - ENTLAN - Backup Services (July 13, 2007)
- Component Disaster Recovery Plan - ENTLAN - Blackberry Enterprise Server (July 13, 2007)

- Component Disaster Recovery Plan - ENTLAN - Enterprise Active Directory (July 13, 2007)
- Component Disaster Recovery Plan - ENTLAN - Exchange Server (July 13, 2007)
- Component Disaster Recovery Plan - ENTLAN - Executive Management System (July 13, 2007)
- Component Disaster Recovery Plan - ENTLAN - File Print Server (July 13, 2007)
- Component Disaster Recovery Plan - ENTLAN - IT Services Manager (July 13, 2007)
- Component Disaster Recovery Plan - ENTLAN - NetJunction (July 13, 2007)
- Component Disaster Recovery Plan - ENTLAN - NewsBox ListServ (July 13, 2007)
- Component Disaster Recovery Plan - ENTLAN - Secure Remote Access (July 13, 2007)
- Component Disaster Recovery Plan - ENTLAN - Storage Services NetApp (July 13, 2007)
- Component Disaster Recovery Plan - ENTLAN - System Administration Services (July 13, 2007)
- Component Disaster Recovery Plan - ENTLAN - System Security Services (July 13, 2007)
- Component Disaster Recovery Plan - ENTLAN - Tumbleweed E-mail Firewall (July 13, 2007)
- Component Disaster Recovery Plan - ENTLAN - Web Services (July 13, 2007)
- Component Disaster Recovery Plan - ENTLAN - XP Workstation (July 13, 2007)
- OCIO ITS IT Contingency Plan (March 29, 2007)
- USDA Disaster Recovery - Relationships Among ITS Recovery Documents (January 24, 2007)

#### *Risk Assessment*

- Risk Assessment for Enterprise LAN (June 25, 2007)

#### *Security Controls Compliance Matrix*

- General Support System - Security Controls Compliance Matrix for Enterprise LAN GSS (June 25, 2007)

#### *System Security Plan*

- Enterprise LAN General Support System - Washington Communications and Technology Services (April 12, 2007)
- General Support System - System Security Plan for Enterprise LAN (June 25, 2007)

#### Hosting

#### *Contingency and Disaster Recovery Plans*

- Component Disaster Recovery Plan - HI - DB2 (May 3, 2007)

- Component Disaster Recovery Plan - HI - HP Openview (May 2, 2007)
- Component Disaster Recovery Plan -HI - HPUX Build (June 15, 2007)
- Component Disaster Recovery Plan - HI - IBM MQ Series QPASA (May 29, 2007)
- Component Disaster Recovery Plan -HI - Informix (June 18, 2007)
- Component Disaster Recovery Plan - HI - Listserv (May 14, 2007)
- Component Disaster Recovery Plan - HI - Oracle (May 3, 2007)
- Component Disaster Recovery Plan - HI - SAN Storage (July 13, 2007)
- Component Disaster Recovery Plan - HI - Site Protector Scanner Appliance (June 22, 2007)
- Component Disaster Recovery Plan - HI - SPIDR (June 15, 2007)
- Component Disaster Recovery Plan - HI - Sun Solaris (June 15, 2007)
- Component Disaster Recovery Plan - HI - Websphere (June 7, 2007)
- Component Disaster Recovery Plan -HI - WebTrends (June 8, 2007)
- OCIO ITS IT Contingency Plan (March 29, 2007)
- USDA DR - Relationships Among ITS Recovery Documents (January 24, 2007)

#### *Risk Assessment*

- Risk Assessment for Hosting Infrastructure (June 15, 2007)

#### *Security Controls Compliance Matrix*

- Security Controls Compliance Matrix for Hosting Infrastructure GSS (June 15, 2007)

#### *System Security Plan*

- ITS Hosting Infrastructure General Support (May 15, 2007)

#### HQMAN

#### *Contingency and Disaster Recovery Plans*

- Component Disaster Recovery Plan - HQMAN - Backbone Access, Routing and Switching (July 30, 2007)
- Component Disaster Recovery Plan - HQMAN - Broadband Video Services (July 30, 2007)
- Component Disaster Recovery Plan - HQMAN - Network Management (July 30, 2007)
- Component Disaster Recovery Plan - HQMAN - Security Management (July 30, 2007)
- Component Disaster Recovery Plan - HQMAN - VPN Services - (July 30, 2007)
- OCIO ITS IT Contingency Plan (March 29, 2007)
- USDA Disaster Recovery - Relationships Among ITS Recovery Documents (January 24, 2007)

#### *Risk Assessment*

- Risk Assessment for Headquarters Metropolitan Area Network Washington Communications and Technology Service (June 24, 2007)

*Security Controls Compliance Matrix*

- Security Controls Compliance Matrix for Headquarters Metropolitan Area Network GSS (June 23, 2007)

*System Security Plan*

- Headquarters Metropolitan Area Network Washington Communications and Technology Service (June 24, 2007)

Telecommunications*Contingency and Disaster Recovery Plans**2006 - Telecom Contingency + DR Plans*

- Power HE BTU Study (June 30, 2004)
- Telecom Equipment Inventory (June 30, 2004)
- Contingency and Disaster Recovery Plan - Telecommunication VPN head Ends and Firewalls (September 17, 2004)
- Component Disaster Recovery Plan - Telecom - Call Center (VoIP ICM) (July 31, 2007)
- Component Disaster Recovery Plan - Telecom - Common Services (VPN) (July 31, 2007)
- Component Disaster Recovery Plan - Telecom - Private Branch Exchange (July 31, 2007)
- Component Disaster Recovery Plan - Telecom - Service Center NetWork (July 31, 2007)
- 88501-7-FM rec 1 Component Disaster Recovery Plan - Telecom - Universal Telecom Network (July 31, 2007)
- Component Disaster Recovery Plan - Telecom - Voice Over IP (July 31, 2007)
- OCIO ITS IT Contingency Plan (March 29, 2007)
- USDA DR - Relationships Among ITS Recovery Documents (January 24, 2007)

*Risk Assessment*

- Risk Assessment for Web Farm Network Stack (March 2, 2007)

*Security Controls Compliance Matrix*

- Security Controls Compliance Matrix for the Web Farm Core Services GSS (December 2006)

*System Security Plan*

- Telecommunications General Support System Security Plan - ITS (June 8, 2007)

Other supporting policy, procedure, templates and checklists implemented by audit and recommendation number:

End User

*Contingency and Disaster Recovery Plans*

88501-7-FM rec 1 Functional DR Exercise - ITS-CCE-ePO (May 1, 2006)  
 88501-7-FM rec 1 Component Disaster Recovery Plan - EUC - BlackBerry Enterprise Server (July 17, 2007)  
 88501-7-FM rec 1 Component Disaster Recovery Plan - EUC - Change Management System (June 1, 2007)  
 88501-7-FM rec 1 Component Disaster Recovery Plan - EUC - ePolicy Orchestrator (July 23, 2007)  
 88501-7-FM rec 1 Component Disaster Recovery Plan - EUC - Microsoft Exchange (July 30, 2007)  
 88501-7-FM rec 1 Component Disaster Recovery Plan - EUC - Microsoft Operations Manager (July 19, 2007)  
 88501-7-FM rec 1 Component Disaster Recovery Plan - EUC - SharePoint (July 17, 2007)  
 88501-7-FM rec 1 Component Disaster Recovery Plan - EUC - State and County (March 30, 2007)  
 88501-7-FM rec 1 Component Disaster Recovery Plan - EUC - TelTrak (July 23, 2007)  
 88501-7-FM rec 1 Component Disaster Recovery Plan - EUC - Windows Active Directory (July 31, 2007)  
 88501-7-FM rec 1 Component Disaster Recovery Plan - EUC - Windows Server 2000-2003 (July 31, 2007)  
 88501-7-FM rec 1 Component Disaster Recovery Plan - EUC - Workstation XP OS (June 1, 2007)  
 88501-7-FM rec 1 OCIO ITS IT Contingency Plan (March 29, 2007)  
 88501-7-FM rec 1 USDA Disaster Recovery - Relationships Among ITS Recovery Documents (January 24, 2007)

*Risk Assessment*

88501-7-FM rec 1 Risk Assessment for End User Computing (June 20, 2007)

*Security Controls Compliance Matrix*

88501-7-FM rec 1 Security Controls Compliance Matrix for End User Computing GSS (June 21, 2007)

*System Security Plan*

88501-7-FM rec 1 End User Computing General Support System - ITS (June 21, 2007)

EntLAN

*Contingency and Disaster Recovery Plans*

88501-7-FM rec 1 Component Disaster Recovery Plan - ENTLAN - Backup Services (July 13, 2007)  
 88501-7-FM rec 1 Component Disaster Recovery Plan - ENTLAN - Blackberry Enterprise Server (July 13, 2007)  
 88501-7-FM rec 1 Component Disaster Recovery Plan - ENTLAN - Enterprise

Active Directory (July 13, 2007)  
 88501-7-FM rec 1 Component Disaster Recovery Plan - ENTLAN - Exchange Server (July 13, 2007)  
 88501-7-FM rec 1 Component Disaster Recovery Plan - ENTLAN - Executive Management System (July 13, 2007)  
 88501-7-FM rec 1 Component Disaster Recovery Plan - ENTLAN - File Print Server (July 13, 2007)  
 88501-7-FM rec 1 Component Disaster Recovery Plan - ENTLAN - IT Services Manager (July 13, 2007)  
 88501-7-FM rec 1 Component Disaster Recovery Plan - ENTLAN - NetJunction (July 13, 2007)  
 88501-7-FM rec 1 Component Disaster Recovery Plan - ENTLAN - NewsBox ListServ (July 13, 2007)  
 88501-7-FM rec 1 Component Disaster Recovery Plan - ENTLAN - Secure Remote Access (July 13, 2007)  
 88501-7-FM rec 1 Component Disaster Recovery Plan - ENTLAN - Storage Services NetApp (July 13, 2007)  
 88501-7-FM rec 1 Component Disaster Recovery Plan - ENTLAN - System Administration Services (July 13, 2007)  
 88501-7-FM rec 1 Component Disaster Recovery Plan - ENTLAN - System Security Services (July 13, 2007)  
 88501-7-FM rec 1 Component Disaster Recovery Plan - ENTLAN - Tumbleweed E-mail Firewall (July 13, 2007)  
 88501-7-FM rec 1 Component Disaster Recovery Plan - ENTLAN - Web Services (July 13, 2007)  
 88501-7-FM rec 1 Component Disaster Recovery Plan - ENTLAN - XP Workstation (July 13, 2007)  
 88501-7-FM rec 1 OCIO ITS IT Contingency Plan (March 29, 2007)  
 88501-7-FM rec 1 USDA Disaster Recovery - Relationships Among ITS Recovery Documents (January 24, 2007)

#### *Risk Assessment*

88501-7-FM rec 1 Risk Assessment for Enterprise LAN (June 25, 2007)

#### *Security Controls Compliance Matrix*

88501-7- rec 1 General Support System - Security Controls Compliance Matrix for Enterprise LAN GSS (June 25, 2007)

#### *System Security Plan*

88501-7-FM rec 1 Enterprise LAN General Support System - Washington Communications and Technology Services (April 12, 2007)  
 88501-7-FM rec 1 General Support System - System Security Plan for Enterprise LAN (June 25, 2007)

#### Hosting

#### *Contingency and Disaster Recovery Plans*

88501-7-FM rec 1 Component Disaster Recovery Plan - HI - DB2 (May 3, 2007)  
 88501-7-FM rec 1 Component Disaster Recovery Plan - HI - HP Openview (May 2, 2007)  
 88501-7-FM rec 1 Component Disaster Recovery Plan -HI - HPUX Build (June 15, 2007)

88501-7-FM rec 1 Component Disaster Recovery Plan - HI - IBM MQ Series  
QPASA May 29, 2007)

88501-7-FM rec 1 Component Disaster Recovery Plan -HI - Informix  
(June 18, 2007)

88501-7-FM rec 1 Component Disaster Recovery Plan - HI - Listserv  
(May 14, 2007)

88501-7-FM rec 1 Component Disaster Recovery Plan - HI - Oracle  
(May 3, 2007)

88501-7-FM rec 1 Component Disaster Recovery Plan - HI - SAN Storage  
(July 13, 2007)

88501-7-FM rec 1 Component Disaster Recovery Plan - HI - Site Protector  
Scanner Appliance (June 22, 2007)

88501-7-FM rec 1 Component Disaster Recovery Plan - HI - SPIDR  
(June 15, 2007)

88501-7-FM rec 1 Component Disaster Recovery Plan - HI - Sun Solaris  
(June 15, 2007)

88501-7-FM rec 1 Component Disaster Recovery Plan - HI - Websphere  
(June 7, 2007)

88501-7-FM rec 1 Component Disaster Recovery Plan -HI - WebTrends  
(June 8, 2007)OCIO ITS IT Contingency Plan (March 29, 2007)

88501-7-FM rec 1 USDA DR - Relationships Among ITS Recovery Documents  
(January 24, 2007)

#### *Risk Assessment*

885601-7-FM rec 1 Risk Assessment for Hosting Infrastructure  
(June 15, 2007)

#### *Security Controls Compliance Matrix*

88501-7-FM rec 1 Security Controls Compliance Matrix for Hosting  
Infrastructure GSS (June 15, 2007)

#### *System Security Plan*

88501-7-FM rec 1 ITS Hosting Infrastructure General Support  
(May 15, 2007)

#### HQMAN

#### *Contingency and Disaster Recovery Plans*

88501-7-FM rec 1 Component Disaster Recovery Plan - HQMAN - Backbone  
Access, Routing and Switching (July 30, 2007)

88501-7-FM rec 1 Component Disaster Recovery Plan - HQMAN - Broadband  
Video Services (July 30, 2007)

88501-7-FM rec 1 Component Disaster Recovery Plan - HQMAN - Network  
Management (July 30, 2007)

88501-7-FM rec 1 Component Disaster Recovery Plan - HQMAN - Security  
Management (July 30, 2007)

88501-7-FM rec 1 Component Disaster Recovery Plan - HQMAN - VPN Services  
(July 30, 2007)

88501-7-FM rec 1 OCIO ITS IT Contingency Plan (March 29, 2007)

88501-7-FM rec 1 USDA Disaster Recovery - Relationships Among ITS  
Recovery Documents (January 24, 2007)



*Risk Assessment*

88501-7-FM rec 1 Risk Assessment for Headquarters Metropolitan Area  
Network Washington Communications and Technology Service  
(June 24, 2007)

*Security Controls Compliance Matrix*

88501-7-FM rec 1 Security Controls Compliance Matrix for Headquarters  
Metropolitan Area Network GSS (June 23, 2007)

*System Security Plan*

88501-7-FM rec 1 Headquarters Metropolitan Area Network Washington  
Communications and Technology Service (June 24, 2007)

Telecommunications*Contingency and Disaster Recovery Plans**2006 - Telecom Contingency + DR Plans*

Power HE BTU Study (June 30, 2004)  
Telecom Equipment Inventory (June 30, 2004)  
Contingency and Disaster Recovery Plan - Telecommunication VPN head Ends  
and Firewalls (September 17, 2004)

88501-7-FM rec 1 Component Disaster Recovery Plan - Telecom - Call  
Center (VoIP ICM) (July 31, 2007)  
88501-7-FM rec 1 Component Disaster Recovery Plan - Telecom - Common  
Services (VPN) (July 31, 2007)  
88501-7-FM rec 1 Component Disaster Recovery Plan - Telecom - Private  
Branch Exchange (July 31, 2007)  
88501-7-FM rec 1 Component Disaster Recovery Plan - Telecom - Service  
Center NetWork (July 31, 2007)  
88501-7-FM rec 1 Component Disaster Recovery Plan - Telecom - Universal  
Telecom Network (July 31, 2007)  
88501-7-FM rec 1 Component Disaster Recovery Plan - Telecom - Voice Over  
IP (July 31, 2007)  
88501-7-FM rec 1 OCIO ITS IT Contingency Plan (March 29, 2007)  
88501-7-FM rec 1 USDA DR - Relationships Among ITS Recovery Documents  
(January 24, 2007)

*Risk Assessment*

88501-7-FM rec 1 Risk Assessment for Web Farm Network Stack  
(March 2, 2007)

*Security Controls Compliance Matrix*

88501-7-FM rec 1 Security Controls Compliance Matrix for the Web Farm  
Core Services GSS (December 2006)

*System Security Plan*

88501-7-FM rec 1 Telecommunications General Support System Security Plan

ITS (June 8, 2007)

*2. ITS should establish and implement policies and procedures to require that Service Level Agreements contain all information required by the NIST guidance.*

USDA Actions Taken:

Appropriate steps have been taken and this recommendation is now closed.

ITS, using the NIST 800-35, Guide to Information Technology Security Services developed a Service Level Template to assure the consistency for providing Service Level Agreements (SLAs) which provides the link between the service provider and the organization requesting the service. The template addresses key security areas: Information Security, Security Clearances, SLA Compliance, Sensitive Information Handling, Service Environment, and Physical Security. These subjects are delineated as separate titles in the SLA.

SLAs are reviewed/updated and signed by the respective parties each year.

Other supporting policy, procedure, templates and checklists implemented by audit and recommendation number:

88501-7-FM rec 3 SLA FSA (October 1, 2006 to September 30, 2007)  
 88501-7-FM rec 3 SLA ITM (October 1, 2006 to September 30, 2007)  
 88501-7-FM rec 3 SLA Template  
 88501-7-FM rec 3 SLA NRCS (April 21, 2008)  
 88501-7-FM rec 3 SLA RD (October 1, 2005 to September 30, 2006)

*3. Develop and implement policies, procedures, and controls to provide for effective centralized change management.*

USDA Actions Taken:

Management decision was reached on this recommendation. Recommendation is open.

ITS has moved forward to document proposed or actual changes to the information system and to subsequently determine the impact of those proposed or actual changes on the security of the system. ITS has consolidated the Change Management process into one logical Change Management Data Base (CMDB) for review and approval of all changes for the Hosting Infrastructure, Telecommunications, and End User Computing General Support Systems:

- Configuration Management Security Policy
- IDB-IO Lab Configuration Management Plan (December 6, 2007)
- Change Control Board (CCB) Charter (November 27, 2007)
- Change Management Procedure Manual (May 2008)
- Web Farm Change Management Plan (May 31, 2007)

The ITS Change Control Board (CCB) has matured to ensure that changes submitted for review: follow the established Change Management process; and contain all necessary information. Additionally the goal of the CCB

is to ensure that changes to the ITS environment is: well developed; well tested; and well documented.

Monitoring for this process is achieved by release managers which monitor the delivery of all changes via the CMDB. ITS produces cyclic reports to identify any requests for changes that are not completed or did not follow the entire life cycle process. Additionally forward schedule release reports are produced weekly for the change managers to review.

Other supporting policy, procedure, templates and checklists implemented by audit and recommendation number:

88501-7-FM rec 3 Configuration Management Security Policy  
88501-7-FM rec 3 IDB-IO Lab Configuration Management Plan  
December 6, 2007)

88501-7-FM rec 3 Change Control Board (CCB) Charter  
(November 27, 2007)

88501-7-FM rec 3 Change Management Procedure Manual (May 2008)

88501-7-FM rec 3 Web Farm Change Management Plan (May 31, 2007)

*4. Develop and implement policies, procedures, and controls to provide for effective vulnerability scanning and remediation.*

USDA Actions Taken:

Management decision was reached on this recommendation. Recommendation is open.

ITS has developed both policies and procedures to assure we meet not only the 100% compliance requirements as specified by Cyber Security, the President's Management Agenda, and the FISMA requirements, but also to provide integrity and Confidentiality of Privacy Act/Sensitive information maintained by our customers:

- Vulnerability Scan Security Procedures Guide (May 31, 2005)
- ITS Vulnerability Scan and Assessment Policy (September 26, 2007)

Scan and patch certificates will be provided to Cyber Security monthly and will identify the number of devices that were scanned for the month.

The following delineates schedules for the Web Farm and Field Service Centers which provide timely remediation of any found vulnerabilities. Vulnerability assessments will be conducted for the Web Farm monthly after the discovery scan. These vulnerability assessments include full scans of the environment, remediation, and issuing POA&M items as necessary. The full scan will take place on a weekend in the beginning of each month. Vulnerability assessments for the Field Service Center Agencies and large offices will be conducted once during each quarter. These vulnerability assessments include full scans of the environment, remediation, and issuing POA&M items as necessary.

Currently, there are over 3,000 class C networks being scanned with over 740,000 IP addresses total. The 24 scanners run 24 hours a day, seven days a week until scanning is completed. While scanning time has improved drastically, the sheer number of addresses and devices being

scanned for over 1,000 known vulnerabilities, accurately and completely takes time.

In order to allow full remediation of the vulnerabilities found, in a timely manner, and to allow time for quality assurance and validation of corrections and risks, it has been determined that performing monthly discovery scans and full assessments on a quarterly basis will allow enough time to effectively perform security vulnerability scanning and remediate security risks identified.

Other supporting policy, procedure, templates and checklists implemented by audit and recommendation number:

88501-7-FM rec 4 Vulnerability Scan Security Procedures Guide  
(May 31, 2005)

88501-7-FM rec 4 ITS Vulnerability Scan and Assessment Policy  
(September 26, 2007)

*5. Develop and implement policies, procedures, and controls to provide for effective security incident handling.*

USDA Actions Taken:

Appropriate steps have been taken and this recommendation is now closed.

ITS has implemented both policies and procedures that establish guidelines for Incident Identification, Declaration, Reporting, and Handling. These documents provide information following the steps of the Incident Handling Preparation, Detection and Analysis, Containment, Eradication, Recovery, Post-Incident Activity. Documents also provide information to assist in handling incidents in compliance with Departmental and agency policies:

- ITS Incident Response Policy, Handling and Reporting Procedure (November 15, 2007)
- ITS Incident Response Policy (September 26, 2007)

At least once annually ITS CIRT will conduct an internal review and audit to measure the incident handling, response and reporting procedure. This test will be conducted in accordance with NIST 800-61. The results of the test are for self review assessment purposes and training.

Further Lost/Stolen Equipment incidents are classified as Category 1 incidents. Under the severity scale used by the ITS CIRT this is a high severity level. As soon as is known equipment has been lost/stolen, any agency employee will contact the 24-hour USDA Security Incidents Hotline. The person reporting stolen equipment will also contact the necessary authorities as well as any personnel required by their chain of command protocol.

If the reported equipment is a BlackBerry device, the ITS CIRT immediately requests the kill command from the BlackBerry administrator. Once the ITS CIRT receives confirmation that the command has been issued, they respond to all on the initial OCIO-CSCSOD e-mail with the confirmation of completion. If the stolen/lost equipment is a cellular telephone, the user will contact the designated POC to suspend service

and advise any personnel required by their chain of command protocol.

Other supporting policy, procedure, templates and checklists implemented by audit and recommendation number:

88501-7-FM rec 5 ITS Incident Response Policy, Handling and Reporting Procedure (November 15, 2007)

88501-7-FM rec 5 ITS Incident Response Policy (September 26, 2007)

*6. Develop and implement policies, procedures, and controls to provide for effective physical security.*

USDA Actions Taken:

Appropriate steps have been taken and this recommendation is now closed.

ITS has taken great strides to communicate with the SCA with providing standards regarding the ITS space standards for SCA managed space. ITS has constructively provided Departmental guidelines for ITS space requirements for ITS personnel in SCA managed space and assured formalized agreement between ITS and SCAs with a memorandum of understanding (MOU) dedicated to the management of this space. The establishment of Equipment Security Procedure Manual establishes physical security standards for OCIO-ITS equipment deployed at Large Offices and Service Centers:

- SCTMP Space Standards for ITS Personnel at SCA Departmental Regulation (September 21, 2006)
- MOU relating to management of space (January 2008)
- Equipment Security Procedures Manual (March 31, 2006)
- Space Standards - OCIO ITS Inventory (April 12, 2006)

ITS and the SCAs, while already incorporating these guidance's are working in harmony through the transition period to ensure that each develops sufficient internal capabilities and staffing to autonomously performed its designated function.

Other supporting policy, procedure, templates and checklists implemented by audit and recommendation number:

88501-7-FM rec 6 SCTMP Space Standards for ITS Personnel at SCA Departmental Regulation (September 21, 2006)

88501-7-FM rec 6 MOU relating to management of space (January 2008)

88501-7-FM rec 6 Equipment Security Procedures Manual (March 31, 2006)

88501-7-FM rec 6 Space Standards - OCIO ITS Inventory (April 12, 2006)

*7. Develop and implement policies, procedures, and controls to provide for effective security clearance processes that are in place and operational in accordance with OMB and NIST guidance.*

USDA Actions Taken:

Management decision was reached on this recommendation. Recommendation is open.

USDA has developed and implemented policies and procedures that identify the types of security clearances required for specific job series in accordance to NIST and OMB guidance. In accordance with OMB A-123, the

controls were vigorously tested to assure they are integrated into the ITS System Development Life Cycle (SDLC):

- USDA Security Clearance Policy - Personnel Clearance
- USDA Security Clearance Policy - Background

ITS has completed a review of all FTE position types, identified the required security clearance required and has either completed or initiated the clearance process for all FTEs.

ITS is revising Statement of Work and contract language as new contracts are initiated to assure contractors have the required security clearances and background investigations in place to perform the assigned job functions.

ITS is fully engaged with the HSPD-12 effort, and consequently, prior to any issuance of smart cards, completion of initial background checks are mandatory.

Other supporting policy, procedure, templates and checklists implemented by audit and recommendation number:

88501-7-FM rec 7 USDA Security Clearance Policy - Personnel Clearance  
 88501-7-FM rec 7 USDA Security Clearance Policy - Background Investigations (June 2006)

*8. Develop and implement policies, procedures, and controls to provide for effective hardware maintenance processes that are in place and operational in accordance with OMB and NIST guidance.*

USDA Actions Taken:

Management decision was reached on this recommendation. Recommendation is open.

ITS developed and implemented a formal Maintenance Policy in September 2007 that was in conformance to OMB and NIST Guidance and in accordance with OMB A-123 and these controls were vigorously tested to assure they are integrated into the ITS SDLC.

ITS conducts annual internal control reviews to assure compliance to standards.

Other supporting policy, procedure, templates and checklists implemented by audit and recommendation number:

88501-7-FM rec 8 ITS System Maintenance Policy (October 2007)

*9. Develop and implement policies, procedures, controls, tests, and monitoring/audit capabilities to provide for effective backup/recovery.*

USDA Actions Taken:

Appropriate steps have been taken and this recommendation is now closed.

ITS developed and implemented Disaster Recovery and Contingency Plans

and procedures that address backup and recovery steps. USDA has developed and implemented a DR policy which ITS adheres too:

- ITS Technical Support Division (TSD) Server Backup - Restore Testing Guide (March 2008)
- OCIO-ITS Security Policy Manual (November 29, 2004)
- Procedure - TSD SOP (June 26, 2007)
- Guide - Veritas 9.1 Installation and User Guide (June 11, 2007)

In addition, annual tests are conducted on 1% of the service center locations on a rotating basis to assure compliance with OMB A-123 and NIST guidance.

ITS is currently perusing an automated back up and recovery disk solution to address this issue and has recently completed a pilot study using a COTS solution and will continue to research and analyze cost effective solutions as the IT FY 2009 budget dictates.

Other supporting policy, procedure, templates and checklists implemented by audit and recommendation number:

88501-7-FM rec 9 ITS TSD Server Backup - Restore Testing Guide  
(March 2008)  
88501-7-FM rec 9 OCIO-ITS Security Policy Manual (November 29, 2004)  
88501-7-FM rec 9 Procedure - TSD SOP (June 26, 2007)  
88501-7-FM rec 9 Guide - Veritas 9.1 Installation and User Guide  
(June 11, 2007)

10. *Develop Interconnect Security Agreements (ISAs) for all third party connections to the network that conform to NIST and OMB guidance.*

USDA Actions Taken:

Appropriate steps have been taken and this recommendation is now closed.

ITS reviewed and modified the ISA template to conform to NIST and OMB Guidance.

A complete review was conducted to identify all third party connections to the ITS network. Customers were notified by an official memorandum they if they did not have a current updated signed ISA on file with ITS, their connections would be disabled. In May 2007, all connections that did not conform to USDA standards were disconnected.

ITS continues to conduct annual reviews of third party connectivity to assure compliance and conformance to this requirement in accordance with OMB A-123 and NIST guidelines. These controls were vigorously tested to assure they are integrated into the ITS SDLC:

- ITS ISA Template
- ITS ISA memorandum to notify third party customers of pending disconnections (March 20, 2007)
- ITS memorandum notifying customers of actual network terminations (May 22, 2007)
- ISA with Forest Service (November 2007)
- ISA with DOJ (May 10, 2007)

- ISA with NFC (February 15, 2008)
- ISA with OGC (June 14, 2007)
- ISA with FSA-NRCS-RD (January 13, 2005)

Other supporting policy, procedure, templates and checklists implemented by audit and recommendation number:

88501-7-FM rec 10 ITS ISA Template  
 88501-7-FM rec 10 ITS ISA memorandum to notify third party customers of pending disconnections (March 20, 2007)  
 88501-7-FM rec 10 ITS memorandum notifying customers of actual network terminations (May 22, 2007)  
 88501-7-FM rec 10 ISA with Forest Service (November 2007)  
 88501-7-FM rec 10 ISA with DOJ (May 10, 2007)  
 88501-7-FM rec 10 ISA with NFC (February 15, 2008)  
 88501-7-FM rec 10 ISA with OGC (June 14, 2007)  
 88501-7-FM rec 10 ISA with FSA-NRCS-RD (January 13, 2005)

*11. Develop and implement effective policies, procedures, and monitoring tools to require timely removal of separated employees as well as the creation, modification, and deletion of user accounts commensurate with job responsibilities.*

USDA Actions Taken:

Management decision was reached on this recommendation. Recommendation is open.

ITS developed and implemented an Access Control Policy in 2007. In addition, internal procedures were created addressing creation, modification, deletion and removal of user accounts in accordance with OMB A-123 and NIST guidelines. These controls were vigorously tested to assure they are integrated into the ITS SDLC:

- Authorization and Access Control Policy (October 2007)
- ITS Access and Password Management Security Procedure (September 27, 2007)

ITS developed and implemented the System Access and Authorization Request (SAAR) process. The SAAR process provides a centralized, controlled process for account creation, modification, move, and deletion requests. In addition to managing accounts, the SAAR form also provides ITS assurance that the customers have initiated appropriate background investigations, completed initial security awareness training, and signed user agreements. The SAAR process has been incorporated into the SCA signed SLAs in May 2006. In addition, the customers specifically committed to timely notification of any employee/contractor separations via the SAAR process within the SLA.

From the SAAR process, ITS is able to produce user reports by Agency for management review and verification. ITS currently provides tools to the SCAs to validate their users and verify employee/contractor deletes each month. Each SCA Information Security Program Manager receives a list of all Active Directory accounts, and a list of all Delete Requests processed for the month.

ITS now provides user account reports to the SCA for a 100% account



validation and review of all ITS employee and contractor accounts.

Other supporting policy, procedure, templates and checklists implemented by audit and recommendation number:  
88501-7-FM rec 11 Authorization and Access Control Policy  
(October 2007)

88501-7-FM rec 11 ITS Access and Password Management Security  
Procedure (September 27, 2007)

*12. Develop and implement effective policies, procedures, and controls to require that inventory records be adequately maintained.*

USDA Actions Taken:

Management decision was reached on this recommendation. Recommendation is open.

ITS developed and implemented procedures and controls to require that inventory records be adequately reviewed, maintained and updated annually in accordance with OMB A-123 and NIST guidelines. These controls were vigorously tested to assure they are integrated into the ITS SDLC:

- Equipment Acquisition Tracking System and Management Guide (April 2006)

ITS developed and maintains the Equipment Acquisition Tracking System (EATS) which is the data base composed of a listing of computers and computer related equipment for ITS and the three service center agencies.

ITS EATS and Management Guide contains the official guidance on how to maintain and report all equipment supporting the three service center agencies. This guidance was presented to the SCAs and was approved and adopted as the official inventory operating document.

An Assets Ownership/Management Incident Transfer Agreement between ITS and the SCA agencies was created and stated that all SCA equipment that is connected to the ITS voice or data network is now the property of ITS and will be managed by ITS. This is necessary for compatibility purposes and to maintain the integrity and the security of the network. Any equipment that the SCAs plan to purchase that meet the criteria stated above must be approved by ITS to ensure compatibility with the existing SCA environment before it can be purchased.

ITS just completed the annual physical inventory of all hardware and updated all inventory records as needed.

Other supporting policy, procedure, templates and checklists implemented by audit and recommendation number:  
88501-7-FM rec 12 Equipment Acquisition Tracking System and Management Guide (April 2006)

*13. ITS should inventory and update all computer equipment with the latest security patches. Develop and implement monitoring controls to provide for adherence to policies and procedures to include a patch management database.*

USDA Actions Taken:

Management decision was reached on this recommendation. Recommendation is open.

ITS has developed and implemented a Scan and Patch Policy and internal procedures annually in accordance with OMB A-123 and NIST guidelines. These controls were vigorously tested to assure they are integrated into the ITS SDLC:

- Web Farm Common Component Configuration, Policies, and Procedures: Applying Errata to RHEL machines in the USDA Web Farm (July 7, 2008)
- Web Farm Operations Patch Management Procedures - Servers only (March 17, 2004)
- Web Farm Operations Patch Management Procedures - Servers only (December 14, 2006)
- Web Farm Patch Process (October 27, 2006)
- Support Guide - Microsoft Security Patch Release Management Procedures (August 21, 2007)
- ITS Patch Management Policy (September 26, 2007)
- ITS Vulnerability Scan and Assessment Policy (September 26, 2007)
- System Management Server 2003 SP3 Client

Security Updates for core software follow the ITS Change Management process which includes testing the installation of patches to ensure that patches install properly and that previous patches aren't improperly removed or damaged by subsequent installations.

ITS has implemented SMS 2003 patch management database, distribution and reporting for Microsoft security updates. This package provides the ability to package and distribute security updates for non-Microsoft products as well as provides reports that can identify the success or failure of individual Microsoft security patch installs that have been distributed via SMS 2003. The SMS 2003 provides a database that contains an inventory of the non-Microsoft applications that are installed on End User Computing workstations and servers including version numbers.

ITS used SMS client to scan the system every week to identify which Microsoft Security updates are applicable and will automatically install any missing security updates that were approved for distribution via our change management process

ITS performs vulnerability scanning on systems that don't have the SMS client installed as well as those for applications which are not part of core applications. For systems that are missing non-core security patches, ITS installs the needed patches or remove the vulnerable

software if it is no longer needed.

ITS has established a watch desk whose purpose is to monitor various industry websites and mailing lists for vulnerabilities, security update and new patch announcements. Announcements are reviewed to see if they are applicable to our environment (determined by reviewing software inventory in SMS).

The ITS Change Management process and testing methodology enable us to treat all operating system based security patches from Microsoft as critical which means they are released for distribution by SMS 2003 within 14 days of vendor release.

Other supporting policy, procedure, templates and checklists implemented by audit and recommendation number:

88501-7-FM rec 13 Web Farm Common Component Configuration, Policies, and Procedures: Applying Errata to RHEL machines in the USDA Web Farm (July 7, 2008)  
 88501-7-FM rec 13 Web Farm Operations Patch Management Procedures - Servers only (March 17, 2004)  
 88501-7-FM rec 13 Web Farm Operations Patch Management Procedures - Servers only (December 14, 2006)  
 88501-7-FM rec 13 Web Farm Patch Process (October 27, 2006)  
 88501-7-FM rec 13 Support Guide - Microsoft Security Patch Release Management Procedures (August 21, 2007)  
 88501-7-FM rec 13 ITS Patch Management Policy (September 26, 2007)  
 88501-7-FM rec 13 ITS Vulnerability Scan and Assessment Policy (September 26, 2007)  
 88501-7-FM rec 13 System Management Server 2003 SP3 Client

Ms. DeLauro: Please provide a copy of the OMB Exhibit 53 report that shows the requirements for information resources management for fiscal years 2006 through 2009.

Response: The information is submitted for the record.

[Clerk's note: Because of the length of these documents they are not printed in the hearing volume. The Subcommittee will maintain a copy in the official files.]

## IT EXPENDITURES

Ms. DeLauro: What are USDA's total planned IT expenditures for fiscal year 2009 and how much will be spent on new agency hardware and software? Please provide a breakdown by discretionary and mandatory programs.

Response: USDA plans to spend approximately \$2.436 billion on information technology (IT) in fiscal year 2009. Of this \$113.8 million is planned for hardware and \$105.9 million is planned for software. Together hardware and software expenditures are about 9 percent of the total IT budget. Given the fungible nature of IT spending in USDA, we are not able to provide a breakout between mandatory and discretionary funds for the record.

## ENTERPRISE LICENSE AGREEMENT

Ms. DeLauro: What is the total spending for enterprise license agreements across the Department? Which USDA agencies do not participate in the licensing agreement with Microsoft? Why do they not participate?

Response: USDA does have a single software enterprise license agreement covering Microsoft operating systems and basic word processing/spreadsheet suites. Within USDA, Microsoft operating systems and basic word processing/spreadsheet suites dominate the desktop environment, as well as much of the Department's overall back office environment. Most agencies within USDA participate in this single Microsoft software enterprise license agreement.

All enterprise license agreements are available for use by all agencies. No enterprise license agreement is offered as a mandatory source of supply that agencies are required to use once a business need has been established by a specific agency for the products and services available under that agreement. As such, there are instances where agencies may elect to use a GSA Schedule or other government contract to acquire specific products and services depending on the circumstances and the needs of a particular agency.

Each enterprise license agreement typically covers a wide range of products and related services by a specific software publisher or Original Equipment Manufacturer. The total spent on enterprise license agreements awarded by DA (hardware, software, and related services) across the Department for FY 2008 is estimated to be \$52.9 million.

Ms. DeLauro: How many FTEs by each component agency or office will be supported under this budget and what is the cost?

Response: The following table shows the projected FY 2009 FTEs by agency and staff office funded through direct appropriations. OCIO does not collect the number of FTEs by agency as part of the ongoing capital planning process, so we collected the information provided in the table through a separate data collection. The FTE figures collected from agencies at the time of our data call do not match those reported in Exhibit 43-based information. As a result, we cannot supply a corresponding set of cost data for the record.

[The information follows:]

Agency	Estimated Number of FTEs Supported by the FY 2009 IT Budget
AMS	107
APHIS	178
ARS	199
CSREES	35
DA	31
ERS	45
FAS	46
FNS	59
FS	830
FSA	353
FSIS	116
GIPSA	32
NAD	1
NASS	139
NRCS	58
OBPA	3
OC	7
OCE	4
OCFO	383
OCIO	200*
OGC	3
OIG	12
RD	161
RMA	40
<b>Total:</b>	<b>3,042</b>

\* In addition to IT personnel costs funded through the direct appropriations, the Office of the Chief Information Officer (OCIO)'s National Information Technology Center (NITC) and Information Technology Services (ITS), which provide fee-for-service IT support services to other USDA agencies through the Department's Working Capital Fund (WCF), have 875 projected FTE for FY 2009.

Ms. DeLauro: What did the OCIO do during fiscal year (FY) 2007 to improve and strengthen IT management? What IT management initiatives are ongoing for FY 2008? What IT initiatives are planned for FY 2009? Please provide the established performance indicators as well as timeframes and milestones for completing the work.

Response: During fiscal year 2007, OCIO began deployment of its integrated IT governance process (IGP) in order to increase the efficiency and effectiveness of the Department's overall IT investment management, including the security of those investments and the information contained within them.

#### Integrated IT Governance Process

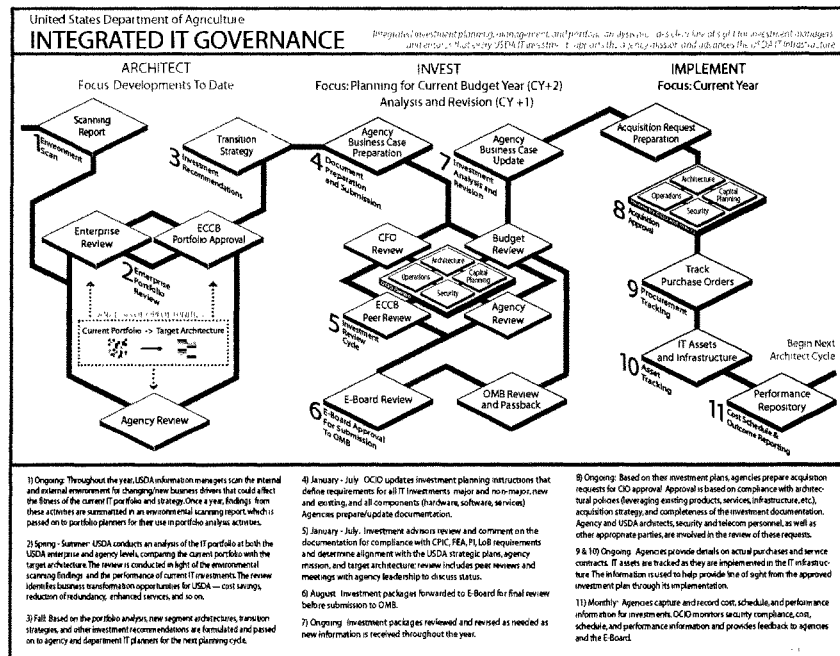
The IGP addresses three key components of the investment life cycle on an annual basis: 1) architecting an investment; 2) Investment management; AND 3) investment implementation. This process requires: 1) the development of high quality IT investment plans, by requiring the use of project management institute standards in the planning and budget creation processes; 2) enterprise IT investment requirements, such as alignment with strategic goals, capital planning guidance, Federal enterprise architecture (EA),

security, and USDA standards, are all evaluated during the investment planning phase; and 3) investments that fail to address these key areas are suspended or disapproved until the requirements are met.

This approach provides a line of sight to USDA managers from investment planning through project control and implementation. More information on the IGP is available at <http://www.ocio.usda.gov/cpic/igp.html>.

OCIO developed and is employing a systems-level view of the governance processes used to manage USDA's IT investments (illustrated below) for the Department. This high-level system map allows the various USDA management teams like Capital Planning and Investment Control (CPIC), IT security, Enterprise Architecture (EA), and so on to understand their roles and responsibilities and to see how processes and tools fit together to provide the seamless management required for transparent management of IT investments.

[The information follows:]



The IT investment planning and review and the IT investment management components of the IGP were defined, documented, and implemented. The review step allows all knowledgeable elements within OCIO (CPIC, Security, EA, etc.) to bring their particular level of insight to bear on each investment, before it is allowed to proceed farther into the development process. The

information and recommendations that follow from these reviews are fed back to the planning team and are incorporated into the investment business case. Therefore, the executive decision-makers at USDA on the Executive IT Investment Review Board (E-Board) (which is comprised of the Department's Under Secretaries) have a more informed and consolidated view of the IT investment picture for their consideration before any investments are approved for submission as part of the USDA budget.

The additional level and quality of the information collected and reviewed during the planning process has permitted USDA to undertake several major cost reduction activities, particularly the standardization and commoditization of desktop hardware and software that are projected to return significant saving to the Department in fiscal years 2008/2009. An additional benefit of the IGP's high-level system map is the virtual integration of disparate supporting tools and systems. At USDA, OCIO is supporting the refinement and integration of a virtual IGP database that follows the development and collection of data from one tool to another, thereby providing decision-makers with the detailed level information required to make informed investment and security decisions.

#### Current and Ongoing Initiatives

Several ongoing initiatives continued through 2008 to improve overall IT management and security. These initiatives include: a Departmental policy gap analysis; establishment of a FISMA information gathering, reporting, and POA&M tracking system; emphasis on security reviews of critical agencies to ensure compliance with laws, regulations, and security requirements; and a pilot program of a centrally controlled automated system to identify and report such items as system configuration irregularities, improper access controls, and audit log monitoring.

The OCIO chairs monthly meetings for all agency personnel that have significant information security responsibilities to identify concerns and develop solutions. In addition, senior management personnel meet periodically with their counterparts in the agencies' information security offices to proactively identify and solve problems. The interest of Departmental management, in the form of the Secretary and his Subcabinet, in information security allows us to emphasize that material weaknesses in information security are a very high priority.

During fiscal year 2008, OCIO is focusing on the latter processes within investment management (asset tracking and cost and scheduled reporting) as well as the agency-level and enterprise-level portfolio management. These capabilities will provide additional benefits such as tracking assets and the personal information associated with them and permit higher level consolidation and protection of critical aspects of the USDA IT infrastructure.

#### Segment Architectures

Recently, OCIO evaluated the Department's investments in Geospatial Information Systems (GIS). The OCIO developed a segment architecture report in compliance with the Federal EAs guidance. The report includes the "as is" environment of GIS, including the following: 1) a detailed analysis of the current environment; 2) a vision for GIS at USDA; and 3) recommendations for a "to-be" environment.

The Department is moving forward with conducting an Alternatives Analysis and will create a consolidated Exhibit 300 for Geospatial investments.

Additionally, OCIO is analyzing the "as is" environment of Human Capital Investments and will submit a segment architecture report to the OMB. In fiscal year 2009, the Department plans to develop an Exhibit 300 for GIS and Human Capital investments, and will be taking steps to implement the technical architectures for the "to be" environments.

#### FISMA Reporting

Also in 2008, USDA implemented the Department of Justice's (DOJ) information system security line of business (ISSLOB) for the FISMA reporting. DOJ's tool, called Cyber Security Assessment and Management (CSAM) tool, provides a central repository and management reporting functionality for all aspects of FISMA testing and reporting. USDA will also use CSAM in its OMB Circular A-123 Appendix A testing of controls over financial reporting. In fiscal year 2009, the Department will implement the certification and accreditation portion of the CSAM tool.

#### A-123 Controls

During the last two years, OCIO partnered with the OCFO and agencies to manage and address deficiencies identified through OMB, A-123 Internal Controls testing of financial systems and general support systems within the Department. Agencies provide regular status reports to the A-123 IT Executive Steering Committee (ESC), which monitors the progress and directs actions taken by agencies to leverage common architecture, solutions and methods for improvement of Internal Controls. The focus the first year was on A-123, Appendix A controls. This year the focus expanded to include "Other Core Controls" identified by the OCIO/OCFO as being of greater significance, requiring annual review and testing. Internal controls are now mapped to FISMA 800-53a internal controls with the remaining controls to be tested within each three-year accreditation cycle. Currently, agencies are completing their testing of the Appendix A and "Other Core Controls and submitting their Summary of Aggregated Deficiencies to the A-123 Review Board. Corrective Action Plans are due to be submitted in June, 2008 for input to the A-123 Reporting Cycle.

Ms. DeLauro: Please update the Committee on USDA programs being delivered through the Internet.

Response: USDA Internet programs are delivered by agencies. The scope of these program offerings is quite broad -- science and research programs by ARS, economic research programs by ERS, farm production programs by FSA, farm economic protection programs by RMA, marketing programs by AMS, statistics programs by NASS and ERS, grain and packers programs by GIPSA, forest protection programs by the FS, conservation programs by NRCS, export programs by the FAS, rural support programs by RD, nutrition and feeding programs by FNS, animal and plant health by APHIS.

Notable highlights include the following:

- Access to disaster assistance, commodity operations, conservation programs, direct and counter-cyclical programs, and the Federal Crop Insurance Program.
- There are 254 applications integrated with the USDA eAuthentication Service, including the Department's portal (USDA.gov), USDA's learning management system (AgLearn) and 54 external customer-based applications, such as the USDA Customer Statement. More than 91,000 employees have been



registered and identity-proofed for Level 2 Employee credentials. More than 94,000 USDA customers and business partners have Level 1 or Level 2 credentials, which they can use to conduct business securely over the Internet.

- USDA's learning management system, AgLearn, provides 120,000 employees, partners, and customers 24x7 access to a robust, competency-based library of courses. Offices around the world are able to easily collaborate in developing learning services to meet common needs and reduce costs, and employees and managers have constant access to their training curriculum and training records. AgLearn also is aligned with the Enterprise Human Resources Integration (EHRI) milestones and integrated with the Electronic Official Personnel File as the training system of record. In an average month, 20,348 employees complete 4,599 courses. AgLearn currently offers more than 2,300 agency-specific courses.
- USDA Enterprise Shared Services components include portal, Web content management, document management, search engine and a common employee database. This effort is managed by NITC in Kansas City. Eleven applications currently utilize the ESS products' suite and five applications are integrated with the employee database.
- USDA helped citizens determine their eligibility for USDA benefits by incorporating pre-eligibility surveys onto a common government-wide Web site (GovBenefits.gov). Citizens are able to save time associated with traveling to an office to determine if they qualify for benefits by completing the online survey in advance. USDA features 34 benefit programs on GovBenefits.gov. The benefits programs include the Food Stamp, Women Infants and Children, School Nutrition and Farmer's Market Nutrition Programs (provided by FNS), Farm Labor Housing Loan and Grant programs (provided by the Rural Housing Service), various farm loan and disaster assistance programs (provided through the FSA), the Wildlife Habitat Incentives and other conservation programs (provided by the NRCS) and the Crop Insurance Program (provided by the RMA).
- USDA gives businesses easy, online access to resources that help them understand what regulations to comply with and how to comply. Currently, 13 USDA agencies are using Business.gov to provide access to over 500 guidance resources and forms, plus compliance and regulatory information and relevant links. Business.gov is a product of the Business Gateway Presidential Initiative, in which USDA participates.
- We streamlined the process of locating grant opportunities and applying for grants by working with our Federal partners to deploy a single access point for more than 900 grant programs across the Federal government (Grants.gov). Citizens and businesses benefit through a simplified, online application process that substantially reduces paperwork. In FY 2007, USDA posted 144 funding opportunities each with a matching applications package on Grants.gov. USDA received more than 6,614 electronic applications from the grants community via Grants.gov.
- USDA agencies are encouraging their customers and partners to use the online capability to submit grant applications through its outreach efforts. USDA customers are generally very pleased with this new service, in part because of reduced redundancy in filling out forms, and we anticipate that the usage will increase with each new round of grant opportunities.
- USDA is a major Federal producer/distributor and metadata contributor to the Geospatial One-Stop at GeoData.gov. GeoData.gov provides online access to geospatial data collected by the FSA, the NRCS, and the FS. This online access enables other Federal agencies and the public to both avoid costs and realize cost savings.

- We have adopted the tools and services provided by the Federal government's Integrated Acquisition Environment (IAE). This improves our ability to make informed and efficient purchasing decisions across USDA and allows us to replace manual processes. IAE allows us to avoid the cost of building and maintaining separate systems to record vendor and contract information, and to post procurement opportunities. Our purchasing officials have access to databases of important information from other Federal agencies on vendor performance. We have eliminated paper-based and labor-intensive work efforts.
- USDA offers the public real-time access to major events through Internet web streaming and the USDA Radio Newslane offers the public and media outlets access to radio news stories and features.
- USDA consolidated its disaster relief information on DisasterHelp.gov with similar information from agencies across the Federal Government. Citizens and businesses can search for assistance from across the government in one place. Also, USDA employees and partners can use an online collaboration space to communicate and share issues.
- USDA's National Finance Center (NFC) is one of four Payroll Partner (ePayroll) Providers selected by OPM. NFC has a 30-year track record providing payroll services to more than 130 Federal organizations, representing all three branches of the government. NFC is partnered with the Department of Interior's National Business Center; this partnership provides payroll services to approximately 50 percent of Federal employees. NFC is now aligned with seven new customers: Federal Energy Regulatory Commission, U.S. Department of Labor, Treasury's Office of Thrift Supervision, Justice's Federal Bureau of Investigation, Homeland Security's Coast Guard, Transportation Security Administration, and Federal Protective Service.
- USDA's OCIO supports the following internal applications via the Internet: USDA Directives, OCIO Forms, USDA Capital Planning, OCIO Records Management, Telecommunications Services and Operations, USDA Project Management, Information Quality Activities, USDA Section 508, NITC (Enterprise IT Solutions), ITS, OCIO System of Records, FISMA Reporting, EA, USDA Information Collection, eGovernment Reporting Act, Integrated IGP, and IT Security.

Ms. DeLauro: Please list the Top 10 most popular USDA web pages, as measured by web page views. Also provide a list of the Top 10 most popular web pages for each agency.

Response: The top 10 most popular web pages for each USDA agency are submitted for the record.

[The information follows:]

Agency		Web Page
Farm and Foreign Agriculture Services (FFSA)		
Farm Service Agency (FSA)		
1	Notices	<a href="http://www.fsa.usda.gov/FSA/notices">http://www.fsa.usda.gov/FSA/notices</a>
2	FSA Home	<a href="http://www.fsa.usda.gov/FSA">http://www.fsa.usda.gov/FSA</a>
3	FSA - Laws and Regulations	<a href="http://www.fsa.usda.gov/FSA/webapp?area=home&amp;subject=lare&amp;topic=landing">http://www.fsa.usda.gov/FSA/webapp?area=home&amp;subject=lare&amp;topic=landing</a>
4	FSA - Search	<a href="http://www.fsa.usda.gov/FSA/webapp?area=home&amp;subject=landing&amp;topic=landing">http://www.fsa.usda.gov/FSA/webapp?area=home&amp;subject=landing&amp;topic=landing</a>
5	Daily LDP Rates	<a href="http://www.fsa.usda.gov/FSA/displayLDPRates">http://www.fsa.usda.gov/FSA/displayLDPRates</a>
6	Fact Sheets	<a href="http://www.fsa.usda.gov/FSA/newsReleases?area=newsroom&amp;subject=landing&amp;topic=pfs&amp;newstype=prfactsheet">http://www.fsa.usda.gov/FSA/newsReleases?area=newsroom&amp;subject=landing&amp;topic=pfs&amp;newstype=prfactsheet</a>
7	FSA - Farm Loan Programs	<a href="http://www.fsa.usda.gov/FSA/webapp?area=home&amp;subject=fmlp&amp;topic=landing">http://www.fsa.usda.gov/FSA/webapp?area=home&amp;subject=fmlp&amp;topic=landing</a>
8	FSA - Price Support	<a href="http://www.fsa.usda.gov/FSA/webapp?area=home&amp;subject=prsu&amp;topic=landing">http://www.fsa.usda.gov/FSA/webapp?area=home&amp;subject=prsu&amp;topic=landing</a>
9	News Releases	<a href="http://www.fsa.usda.gov/FSA/newsReleases">http://www.fsa.usda.gov/FSA/newsReleases</a>
10	Aerial Photography Field Office - Home	<a href="http://www.fsa.usda.gov/FSA/apfoapp">http://www.fsa.usda.gov/FSA/apfoapp</a>
Foreign Agriculture Service (FAS)		
1	Home Page	<a href="http://www.fas.usda.gov/Default.asp">http://www.fas.usda.gov/Default.asp</a>
2	U.S. Trade Internet System (Links to databases of U.S. exports, imports, re-exports, and other)	<a href="http://www.fas.usda.gov/ustrade/usthome.asp">http://www.fas.usda.gov/ustrade/usthome.asp</a>
3	North American Free Trade Agreement (NAFTA; introductory information)	<a href="http://www.fas.usda.gov/itp/Policy/NAFTA/nafta.asp">http://www.fas.usda.gov/itp/Policy/NAFTA/nafta.asp</a>
4	Web Site Search Engine	<a href="http://www.fas.usda.gov/search.asp">http://www.fas.usda.gov/search.asp</a>
5	Attaché Reports Search Engine	<a href="http://www.fas.usda.gov/scripts/attacherep/default.asp">http://www.fas.usda.gov/scripts/attacherep/default.asp</a>
6	Current World Production, Market and Trade Reports (Links)	<a href="http://www.fas.usda.gov/currwmt.asp">http://www.fas.usda.gov/currwmt.asp</a>
7	U.S. Export Sales Reports (Links to current week's agricultural commodities reports and to the export sales search engine)	<a href="http://www.fas.usda.gov/export-sales/esrdi.html">http://www.fas.usda.gov/export-sales/esrdi.html</a>
8	Production, Supply, and Distribution Online (Database of current and historical U.S. agricultural trade statistics)	<a href="http://www.fas.usda.gov/psdonline/psdHome.aspx">http://www.fas.usda.gov/psdonline/psdHome.aspx</a>
9	Market and Trade Data (Links to statistical market information and market and commodity-specific reports)	<a href="http://www.fas.usda.gov/markettradedata.asp">http://www.fas.usda.gov/markettradedata.asp</a>
10	Commodities and Products (Links to commodity-specific pages, contacts, trade data and tools, market reports, and exporter	<a href="http://www.fas.usda.gov/commodities.asp">http://www.fas.usda.gov/commodities.asp</a>

	Agency	Web Page
	assistance)	
	Risk Management Agency (RMA)	
1	What's New	<a href="http://www.rma.usda.gov/news/whatsnew/">http://www.rma.usda.gov/news/whatsnew/</a>
2	RMA Home	<a href="http://www.rma.usda.gov/">http://www.rma.usda.gov/</a>
3	Product Management Bulletins	<a href="http://www.rma.usda.gov/bulletins/rd/">http://www.rma.usda.gov/bulletins/rd/</a>
4	Reporting Organization Server Bulletins	<a href="http://www.rma.usda.gov/bulletins/roserver/">http://www.rma.usda.gov/bulletins/roserver/</a>
5	Actuarial Document Browser	<a href="http://www.rma.usda.gov/tools/adb.html">http://www.rma.usda.gov/tools/adb.html</a>
6	Policies	<a href="http://www.rma.usda.gov/policies/">http://www.rma.usda.gov/policies/</a>
7	Handbooks	<a href="http://www.rma.usda.gov/handbooks/">http://www.rma.usda.gov/handbooks/</a>
8	Tools and Calculators	<a href="http://www.rma.usda.gov/tools/">http://www.rma.usda.gov/tools/</a>
9	Data	<a href="http://www.rma.usda.gov/data/">http://www.rma.usda.gov/data/</a>
10	Manager's bulletins	<a href="http://www.rma.usda.gov/bulletins/managers">http://www.rma.usda.gov/bulletins/managers</a>
	Food, Nutrition and Consumer Services (FNCS)	
	Food and Nutrition Service (FNS)	
1	WIC Program - How to Apply	<a href="http://www.fns.usda.gov/wic/howtoapply/default.htm">http://www.fns.usda.gov/wic/howtoapply/default.htm</a>
2	Food Stamp Program - How to Apply	<a href="http://www.fns.usda.gov/fsp/applicant_recipients/apply.htm">http://www.fns.usda.gov/fsp/applicant_recipients/apply.htm</a>
3	WIC Program - State Contact Information	<a href="http://www.fns.usda.gov/wic/Contacts/statealpha.htm">http://www.fns.usda.gov/wic/Contacts/statealpha.htm</a>
4	WIC Program - Eligibility Information	<a href="http://www.fns.usda.gov/wic/howtoapply/eligibilityrequirements.htm">http://www.fns.usda.gov/wic/howtoapply/eligibilityrequirements.htm</a>
5	Food Stamp Program - Eligibility Information	<a href="http://www.fns.usda.gov/fsp/applicant_recipients/eligibility.htm">http://www.fns.usda.gov/fsp/applicant_recipients/eligibility.htm</a>
6	WIC Program - Application Guide	<a href="http://www.fns.usda.gov/wic/howtoapply/whogetswicandhowtoapply.htm">http://www.fns.usda.gov/wic/howtoapply/whogetswicandhowtoapply.htm</a>
7	WIC Program - Income Guidelines	<a href="http://www.fns.usda.gov/wic/howtoapply/incomeguidelines.htm">http://www.fns.usda.gov/wic/howtoapply/incomeguidelines.htm</a>
8	Food Stamp Program - State Contact Information	<a href="http://www.fns.usda.gov/fsp/outreach/map.htm">http://www.fns.usda.gov/fsp/outreach/map.htm</a>
9	Food Stamp Program - State Hotline Information	<a href="http://www.fns.usda.gov/fsp/contact_info/hotlines.htm">http://www.fns.usda.gov/fsp/contact_info/hotlines.htm</a>
10	Team Nutrition - Guide to Feeding Infants	<a href="http://www.fns.usda.gov/tn/Resources/feeding_infants.htm">http://www.fns.usda.gov/tn/Resources/feeding_infants.htm</a>
	USDA Center for Nutrition Policy and Promotion	
1	MyPyramid	<a href="http://www.mypyramid.gov/">http://www.mypyramid.gov/</a>
2	MyPyramid tips for healthful eating	<a href="http://www.mypyramid.gov/tips_resources/index.html">http://www.mypyramid.gov/tips_resources/index.html</a>
3	MyPyramid graphic resources	<a href="http://www.mypyramid.gov/downloads/resource/MyPyramid_4c.jpg">http://www.mypyramid.gov/downloads/resource/MyPyramid_4c.jpg</a>
4	MyPyramid for Kids game	<a href="http://www.mypyramid.gov/kids/kids_game.html">http://www.mypyramid.gov/kids/kids_game.html</a>
5	MyPyramid Plan	<a href="http://www.mypyramid.gov/mypyramid/index.aspx">http://www.mypyramid.gov/mypyramid/index.aspx</a>
6	MyPyramid Mini poster	<a href="http://www.mypyramid.gov/downloads/MiniPoster.pdf">http://www.mypyramid.gov/downloads/MiniPoster.pdf</a>
7	Food Plans 2007 Administration	<a href="http://www.cnpp.usda.gov/Publications/FoodPlans">http://www.cnpp.usda.gov/Publications/FoodPlans</a>

	Agency	Web Page
	Report	/MiscPubs/FoodPlans2007AdminReport.pdf
8	Dietary Guideline for American, 2005	<a href="http://www.cnpp.usda.gov/Publications/DietaryGuidelines/2005/2005DGPolyDocument.pdf">http://www.cnpp.usda.gov/Publications/DietaryGuidelines/2005/2005DGPolyDocument.pdf</a>
9	Dietary Guideline for American, 2000	<a href="http://www.cnpp.usda.gov/Publications/DietaryGuidelines/2000/2000DGProfessionalBooklet.pdf">http://www.cnpp.usda.gov/Publications/DietaryGuidelines/2000/2000DGProfessionalBooklet.pdf</a>
10	Thrifty Food Plan 2006 Report	<a href="http://www.cnpp.usda.gov/Publications/FoodPlans/MiscPubs/TFP2006Report.pdf">http://www.cnpp.usda.gov/Publications/FoodPlans/MiscPubs/TFP2006Report.pdf</a>
	Food Safety	
	Food Safety and Inspection Service (FSIS)	
1	Home	<a href="http://www.fsis.usda.gov/home/index.asp">http://www.fsis.usda.gov/home/index.asp</a>
2	FSIS Recalls	<a href="http://www.fsis.usda.gov/FsisRecalls/index.asp">http://www.fsis.usda.gov/FsisRecalls/index.asp</a>
3	Open Federal Cases	<a href="http://www.fsis.usda.gov/FsisRecalls/OpenFederalCases/index.asp">http://www.fsis.usda.gov/FsisRecalls/OpenFederalCases/index.asp</a>
4	2008 News Releases	<a href="http://www.fsis.usda.gov/News&amp;Events/2008NewsReleases/index.asp">http://www.fsis.usda.gov/News&amp;Events/2008NewsReleases/index.asp</a>
5	2007 News Releases	<a href="http://www.fsis.usda.gov/News&amp;Events/2007NewsReleases/index.asp">http://www.fsis.usda.gov/News&amp;Events/2007NewsReleases/index.asp</a>
6	Focus On: Chicken	<a href="http://www.fsis.usda.gov/FactSheets/ChickenFoodSafetyFocus/index.asp">http://www.fsis.usda.gov/FactSheets/ChickenFoodSafetyFocus/index.asp</a>
7	Freezing and Food Safety	<a href="http://www.fsis.usda.gov/FactSheets/FocusOnFreezing/index.asp">http://www.fsis.usda.gov/FactSheets/FocusOnFreezing/index.asp</a>
8	Ask Karen	<a href="http://www.fsis.usda.gov/FoodSafetyEducation/AskKaren/index.asp#Question">http://www.fsis.usda.gov/FoodSafetyEducation/AskKaren/index.asp#Question</a>
9	Contact Us E-mail Form	<a href="http://www.fsis.usda.gov/ContactUs/index.asp">http://www.fsis.usda.gov/ContactUs/index.asp</a>
10	FSIS Notices Index	<a href="http://www.fsis.usda.gov/regulations&amp;policies/FSISNoticesIndex/index.asp">http://www.fsis.usda.gov/regulations&amp;policies/FSISNoticesIndex/index.asp</a>
	Marketing and Regulatory Programs	
	Agricultural Marketing Service (AMS)	
1	Agricultural Marketing Service Home Page	<a href="http://www.ams.usda.gov">http://www.ams.usda.gov</a>
2	National Organic Program Home Page	<a href="http://www.ams.usda.gov/AMSV1.0/ams.fetchTemplateData.do?template=TemplateA&amp;navID=NationalOrganicProgram&amp;leftNav=NationalOrganicProgram&amp;page=NOPNationalOrganicProgramHome&amp;acct=AMSPW">http://www.ams.usda.gov/AMSV1.0/ams.fetchTemplateData.do?template=TemplateA&amp;navID=NationalOrganicProgram&amp;leftNav=NationalOrganicProgram&amp;page=NOPNationalOrganicProgramHome&amp;acct=AMSPW</a>
3	Livestock and Grain Program Market News	<a href="http://www.ams.usda.gov/AMSV1.0/ams.fetchTemplateData.do?template=TemplateB&amp;navID=MarketNewsAndTransportationData&amp;leftNav=MarketNewsAndTransportationData&amp;page=LMarketNewsPage">http://www.ams.usda.gov/AMSV1.0/ams.fetchTemplateData.do?template=TemplateB&amp;navID=MarketNewsAndTransportationData&amp;leftNav=MarketNewsAndTransportationData&amp;page=LMarketNewsPage</a>
4	Market News and Transportation Data	<a href="http://www.ams.usda.gov/AMSV1.0/ams.fetchTemplateData.do?template=TemplateA&amp;navID=MarketNewsAndTransportationData&amp;leftNav=MarketNewsAndTransportationData&amp;page=MarketNewsAndTransportationData&amp;acct=AMSPW">http://www.ams.usda.gov/AMSV1.0/ams.fetchTemplateData.do?template=TemplateA&amp;navID=MarketNewsAndTransportationData&amp;leftNav=MarketNewsAndTransportationData&amp;page=MarketNewsAndTransportationData&amp;acct=AMSPW</a>
5	Wholesale and Farmers Markets	<a href="http://www.ams.usda.gov/AMSV1.0/ams.fetchTemplateData.do?template=TemplateA&amp;navID=WholesaleandFarmersMarkets&amp;leftNav=WholesaleandFarmersMarkets&amp;page=WholesaleandFarmersMarkets&amp;acct=AMSPW">http://www.ams.usda.gov/AMSV1.0/ams.fetchTemplateData.do?template=TemplateA&amp;navID=WholesaleandFarmersMarkets&amp;leftNav=WholesaleandFarmersMarkets&amp;page=WholesaleandFarmersMarkets&amp;acct=AMSPW</a>
6	Dairy Programs	<a href="http://www.ams.usda.gov/AMSV1.0/ams.fetchTemplateData.do?template=TemplateA&amp;navID=DairyPrograms&amp;leftNav=DairyPrograms&amp;page=DairyPrograms&amp;acct=AMSPW">http://www.ams.usda.gov/AMSV1.0/ams.fetchTemplateData.do?template=TemplateA&amp;navID=DairyPrograms&amp;leftNav=DairyPrograms&amp;page=DairyPrograms&amp;acct=AMSPW</a>

	Agency	Web Page
		teData.do?template=TemplateA&navID=CommodityAreas&leftNav=CommodityAreas&page=DairyLandingPage&description=Dairy
7	Fruit and Vegetable Programs	http://www.ams.usda.gov/AMSV1.0/ams.fetchTemplateData.do?template=TemplateA&navID=CommodityAreas&leftNav=CommodityAreas&page=FruitandVegetable&description=FruitandVegetable
8	Commodity Areas	http://www.ams.usda.gov/AMSV1.0/ams.fetchTemplateData.do?template=TemplateA&navID=CommodityAreas&page=CommodityAreas&resultType=topNav=null&leftNav=CommodityAreas&acct=AMSPW
9	Livestock Cattle Reports	http://www.ams.usda.gov/AMSV1.0/ams.fetchTemplateData.do?template=TemplateP&page=Cattle
10	Feeder Cattle and Replacement Auctions	http://www.ams.usda.gov/AMSV1.0/ams.fetchTemplateData.do?template=TemplateS&navID=MarketNewsAndTransportationData&leftNav=MarketNewsAndTransportationData&page=LSMarketNewsPageFeederCattleAuctions
	Animal and Plant Health Inspection Service (APHIS)	
1	Import and Exports Home Page	http://www.aphis.usda.gov/import_export/
2	Plant Health Home Page	http://www.aphis.usda.gov/plant_health/
3	International Animal Export Regulations	http://www.aphis.usda.gov/regulations/vs/iregs/animals/
4	APHIS Permits	http://www.aphis.usda.gov/permits/
5	Animal Health Home Page	http://www.aphis.usda.gov/animal_health/
6	Animal Welfare Home Page	http://www.aphis.usda.gov/animal_welfare/
7	Animal Health Area Offices	http://www.aphis.usda.gov/animal_health/area_offices/
8	Animal Welfare Pet Travel	http://www.aphis.usda.gov/animal_welfare/pet_travel/
9	APHIS Newsroom	http://www.aphis.usda.gov/newsroom/
10	Animal and Animal Product Export Information	http://www.aphis.usda.gov/import_export/animals/animal_exports.shtml
	Grain Inspection, Packers and Stockyards Administration (GIPSA)	
1	GIPSA Home	http://www.gipsa.usda.gov/GIPSA/
2	GIPSA News and Events	http://www.gipsa.usda.gov/GIPSA/newsReleases?area=newsroom&subject=landing&topic=nr
3	Laws and Regulations, Hand Books	http://www.gipsa.usda.gov/GIPSA/webapp_home?&subject=lr&topic=hb
4	Markets and Trade	http://www.gipsa.usda.gov/GIPSA/webapp_home?&subject=mt&topic=landing
5	Grain, Rice and Pulses	http://www.gipsa.usda.gov/GIPSA/webapp_home?&subject=grpi&topic=landing
6	Laws and Regulations	http://www.gipsa.usda.gov/GIPSA/webapp_home?&subject=lr&topic=landing
7	Laws and Regulations, Directives and Notices	http://www.gipsa.usda.gov/GIPSA/webapp_home?&subject=lr&topic=dn
8	Grain, Rice and Pulses, Standardization and Quality, Official U.S. Standards	http://www.gipsa.usda.gov/GIPSA/webapp_home?&subject=grpi&topic=sq-ous

	Agency	Web Page
9	Education & Outreach	<a href="http://www.gipsa.usda.gov/GIPSA/webapp?area=home&amp;subject=eo&amp;topic=landing">http://www.gipsa.usda.gov/GIPSA/webapp?area=home&amp;subject=eo&amp;topic=landing</a>
10	News and Events	<a href="http://www.gipsa.usda.gov/GIPSA/newsReleases?area=newsroom&amp;subject=landing&amp;topic=nr">http://www.gipsa.usda.gov/GIPSA/newsReleases?area=newsroom&amp;subject=landing&amp;topic=nr</a>
Natural Resources and Environment (NRE)		
Forest Service		
1	FS home page	<a href="http://www.fs.fed.us">www.fs.fed.us</a>
2	Mount St. Helens VolcanoCams	<a href="http://www.fs.fed.us/gpnm/volcanocams/msh/">www.fs.fed.us/gpnm/volcanocams/msh/</a>
3	Mount St. Helens National Volcanic Monument	<a href="http://www.fs.fed.us/gpnm/mshnm/">www.fs.fed.us/gpnm/mshnm/</a>
4	Rocky Mountain Region Campground List	<a href="http://www.fs.fed.us/r2/recreation/camping/campgroundlist/">www.fs.fed.us/r2/recreation/camping/campgroundlist/</a>
5	Recreational Activities by State	<a href="http://www.fs.fed.us/recreation/map/state_list.shtml">www.fs.fed.us/recreation/map/state_list.shtml</a>
6	Gallatin National Forest	<a href="http://www.fs.fed.us/r1/gallatin/">www.fs.fed.us/r1/gallatin/</a>
7	Region 2 Regional Map	<a href="http://www.fs.fed.us/r2/recreation/map/">www.fs.fed.us/r2/recreation/map/</a>
8	National News Feed	<a href="http://www.fs.fed.us/news/rss.xml">www.fs.fed.us/news/rss.xml</a>
9	Deschutes & Ochoco National Forests Crooked River National Grassland	<a href="http://www.fs.fed.us/r6/centraloregon/">www.fs.fed.us/r6/centraloregon/</a>
10	Inyo National Forest, Recreational Activities - Camping	<a href="http://www.fs.fed.us/r5/inyo/recreation/campgrounds.shtml">www.fs.fed.us/r5/inyo/recreation/campgrounds.shtml</a>
Natural Resources Conservation Service (NRCS)		
1	NRCS Home Page	<a href="http://www.nrcs.usda.gov/index.asp">http://www.nrcs.usda.gov/index.asp</a> < <a href="https://webmail-east.one.usda.gov/exchweb/bin/redirect.asp?URL=http://www.nrcs.usda.gov/index.asp">https://webmail-east.one.usda.gov/exchweb/bin/redirect.asp?URL=http://www.nrcs.usda.gov/index.asp</a> >
2	NRCS Field Office Technical Guide	<a href="http://www.nrcs.usda.gov/technical/efotg/">http://www.nrcs.usda.gov/technical/efotg/</a> < <a href="https://webmail-east.one.usda.gov/exchweb/bin/redirect.asp?URL=http://www.nrcs.usda.gov/technical/efotg/">https://webmail-east.one.usda.gov/exchweb/bin/redirect.asp?URL=http://www.nrcs.usda.gov/technical/efotg/</a> >
3	NRCS Regional Boundaries, State Offices, Centers	<a href="http://www.nrcs.usda.gov/about/organization/regions.html">http://www.nrcs.usda.gov/about/organization/regions.html</a> < <a href="https://webmail-east.one.usda.gov/exchweb/bin/redirect.asp?URL=http://www.nrcs.usda.gov/about/organization/regions.html">https://webmail-east.one.usda.gov/exchweb/bin/redirect.asp?URL=http://www.nrcs.usda.gov/about/organization/regions.html</a> >
4	NRCS Programs	<a href="http://www.nrcs.usda.gov/programs/">http://www.nrcs.usda.gov/programs/</a> < <a href="https://webmail-east.one.usda.gov/exchweb/bin/redirect.asp?URL=http://www.nrcs.usda.gov/programs/">https://webmail-east.one.usda.gov/exchweb/bin/redirect.asp?URL=http://www.nrcs.usda.gov/programs/</a> >
5	Information for NRCS Employees	<a href="http://www.nrcs.usda.gov/partners/employees.html">http://www.nrcs.usda.gov/partners/employees.html</a> < <a href="https://webmail-east.one.usda.gov/exchweb/bin/redirect.asp?URL=http://www.nrcs.usda.gov/partners/employees.html">https://webmail-east.one.usda.gov/exchweb/bin/redirect.asp?URL=http://www.nrcs.usda.gov/partners/employees.html</a> >
6	Technical Guide	<a href="http://www.nrcs.usda.gov/technical/efotg/menu/tech_guide_usa.txt">http://www.nrcs.usda.gov/technical/efotg/menu/tech_guide_usa.txt</a> < <a href="https://webmail-east.one.usda.gov/exchweb/bin/redirect.asp?URL=http://www.nrcs.usda.gov/technical/efotg/menu/tech_guide_usa.txt">https://webmail-east.one.usda.gov/exchweb/bin/redirect.asp?URL=http://www.nrcs.usda.gov/technical/efotg/menu/tech_guide_usa.txt</a> >
7	Human Resources Management	<a href="http://www.nrcs.usda.gov/intranet/HRMD/VacAnnSu">http://www.nrcs.usda.gov/intranet/HRMD/VacAnnSu</a>

	Agency	Web Page
	Division - Summaries of Current Vacancy Announcements	mmaries.html < <a href="https://webmail-east.one.usda.gov/exchweb/bin/redirect.asp?URL=http://www.nrcs.usda.gov/intranet/HRMD/VacAnnSummaries.html">https://webmail-east.one.usda.gov/exchweb/bin/redirect.asp?URL=http://www.nrcs.usda.gov/intranet/HRMD/VacAnnSummaries.html</a> >
8	NRCS Technical Resources	<a href="http://www.nrcs.usda.gov/technical/">http://www.nrcs.usda.gov/technical/</a> < <a href="https://webmail-east.one.usda.gov/exchweb/bin/redirect.asp?URL=http://www.nrcs.usda.gov/technical/">https://webmail-east.one.usda.gov/exchweb/bin/redirect.asp?URL=http://www.nrcs.usda.gov/technical/</a> >
9	NRCS Newsroom	<a href="http://www.nrcs.usda.gov/news/">http://www.nrcs.usda.gov/news/</a> < <a href="https://webmail-east.one.usda.gov/exchweb/bin/redirect.asp?URL=http://www.nrcs.usda.gov/news/">https://webmail-east.one.usda.gov/exchweb/bin/redirect.asp?URL=http://www.nrcs.usda.gov/news/</a> >
10	NRCS Employment Opportunities	<a href="http://www.nrcs.usda.gov/about/employment.html">http://www.nrcs.usda.gov/about/employment.html</a> < <a href="https://webmail-east.one.usda.gov/exchweb/bin/redirect.asp?URL=http://www.nrcs.usda.gov/about/employment.html">https://webmail-east.one.usda.gov/exchweb/bin/redirect.asp?URL=http://www.nrcs.usda.gov/about/employment.html</a> >
	Research, Education and Economics (REE)	
	Agricultural Research Service (ARS)	
1	ARS: Home	<a href="http://www.ars.usda.gov/main/">http://www.ars.usda.gov/main/</a>
2	Nutrient Data Home	<a href="http://www.ars.usda.gov/main/site_main.htm?mode=code=12354500">http://www.ars.usda.gov/main/site_main.htm?mode=code=12354500</a>
3	Nutrient Data: SR20 - Reports by Single Nutrients	<a href="http://www.ars.usda.gov/Main/docs.htm?docid=15869">http://www.ars.usda.gov/Main/docs.htm?docid=15869</a>
4	Nutrient Data Products and Services	<a href="http://www.ars.usda.gov/Services/docs.htm?docid=8964">http://www.ars.usda.gov/Services/docs.htm?docid=8964</a>
5	ARS Image Gallery	<a href="http://www.ars.usda.gov/is/graphics/photos/">http://www.ars.usda.gov/is/graphics/photos/</a>
6	ARS Careers: Current Jobs Openings	<a href="http://www.ars.usda.gov/careers/docs.htm?docid=11797">http://www.ars.usda.gov/careers/docs.htm?docid=11797</a>
7	ARS People & Places	<a href="http://www.ars.usda.gov/pandp/people.htm">http://www.ars.usda.gov/pandp/people.htm</a>
8	ARS National Programs	<a href="http://www.ars.usda.gov/research/programs.htm">http://www.ars.usda.gov/research/programs.htm</a>
9	Food Surveys Products and Services	<a href="http://www.ars.usda.gov/Services/docs.htm?docid=7783">http://www.ars.usda.gov/Services/docs.htm?docid=7783</a>
10	ARS: Research	<a href="http://www.ars.usda.gov/Research/Research.htm">http://www.ars.usda.gov/Research/Research.htm</a>
	Cooperative State Research, Education and Extension Service (CREES)	
1	Cooperative State Research, Education, and Extension Service (CSREES) home page	<a href="http://www.csrees.usda.gov">www.csrees.usda.gov</a>
2	Funding Opportunities Main Page	<a href="http://www.csrees.usda.gov/fo/funding.cfm">http://www.csrees.usda.gov/fo/funding.cfm</a>
3	Cooperative Extension System Offices Locator	<a href="http://www.csrees.usda.gov/Extension/">http://www.csrees.usda.gov/Extension/</a>
4	CSREES Funding Opportunity Plant Production & Protection - Biology, SBIR	<a href="http://www.csrees.usda.gov/fo/plantproductionprotectionbiology/sbir.cfm">http://www.csrees.usda.gov/fo/plantproductionprotectionbiology/sbir.cfm</a>
5	Jobs & Opportunities	<a href="http://www.csrees.usda.gov/about/jobs.html">http://www.csrees.usda.gov/about/jobs.html</a>
6	National Research Initiative (NRI) RFA	<a href="http://www.csrees.usda.gov/funding/rfas/nri_rfa.html">http://www.csrees.usda.gov/funding/rfas/nri_rfa.html</a>
7	State & National Partners Quick	<a href="http://www.csrees.usda.gov/qlinks/partners/stat">http://www.csrees.usda.gov/qlinks/partners/stat</a>



	Agency	Web Page
	Link -	e partners.html
8	Food, Nutrition, & Health National Emphasis Area	<a href="http://www.csrees.usda.gov/nea/food/food.cfm">http://www.csrees.usda.gov/nea/food/food.cfm</a>
9	Staff Directory Personal Data (All Staff Searches Combined)	<a href="http://www.csrees.usda.gov/about/AllUnits/staff_dir_search.cfm">http://www.csrees.usda.gov/about/AllUnits/staff_dir_search.cfm</a>
Economic Research Service (ERS)		
1	Tomato Information	<a href="http://ers.usda.gov/briefing/vegetables/tomatoes.htm">http://ers.usda.gov/briefing/vegetables/tomatoes.htm</a>
2	County Information	<a href="http://ers.usda.gov/briefing/population/photos/showch.asp">http://ers.usda.gov/briefing/population/photos/showch.asp</a>
3	Corn Price Information	<a href="http://ers.usda.gov/amberwaves/february08/features/cornprices.htm">http://ers.usda.gov/amberwaves/february08/features/cornprices.htm</a>
4	BSE Information	<a href="http://ers.usda.gov/news/bsecoverage.htm">http://ers.usda.gov/news/bsecoverage.htm</a>
5	Food Prices Information	<a href="http://ers.usda.gov/briefing/cpi/foodandexpenditures/consumerpriceindex.htm">http://ers.usda.gov/briefing/cpi/foodandexpenditures/consumerpriceindex.htm</a>
6	Ethanol Information	<a href="http://ers.usda.gov/amberwaves/april06/features/ethanol.htm">http://ers.usda.gov/amberwaves/april06/features/ethanol.htm</a>
7	Sugar Data	<a href="http://ers.usda.gov/briefing/sugar/data.htm">http://ers.usda.gov/briefing/sugar/data.htm</a>
8	Unemployment Data	<a href="http://ers.usda.gov/data/unemployment/rdlist2.asp">http://ers.usda.gov/data/unemployment/rdlist2.asp</a>
9	Farm Income Data	<a href="http://ers.usda.gov/data/costsandreturns/testpick.htm">http://ers.usda.gov/data/costsandreturns/testpick.htm</a>
10	Biofuels information	<a href="http://ers.usda.gov/amberwaves/november07/features/biofuels.htm">http://ers.usda.gov/amberwaves/november07/features/biofuels.htm</a>
National Agricultural Statistics Service (NASS)		
1	NASS Homepage	URL of web page: <a href="http://www.nass.usda.gov">http://www.nass.usda.gov</a>
2	Statistics by Subject - Crops	<a href="http://www.nass.usda.gov/QuickStats/indexbysubject.jsp?Pass_group=Crops+%26+Plants">http://www.nass.usda.gov/QuickStats/indexbysubject.jsp?Pass_group=Crops+%26+Plants</a>
3	2007 Census Report Form Guide	<a href="http://www.agcensus.usda.gov/Help/Report_Form_Instructions/2007_Report_Form/index.asp">http://www.agcensus.usda.gov/Help/Report_Form_Instructions/2007_Report_Form/index.asp</a>
4	NASS Publications	<a href="http://www.nass.usda.gov/Publications/index.asp">http://www.nass.usda.gov/Publications/index.asp</a>
5	Quick Stats Online Database	<a href="http://www.nass.usda.gov/Data_and_Statistics/QuickStats/">http://www.nass.usda.gov/Data_and_Statistics/QuickStats/</a>
6	Data and Statistics	<a href="http://www.nass.usda.gov/Data_and_Statistics/">http://www.nass.usda.gov/Data_and_Statistics/</a>
7	NASS Reports by Date	<a href="http://www.nass.usda.gov/Publications/Reports_By_Date/index.asp">http://www.nass.usda.gov/Publications/Reports_By_Date/index.asp</a>
8	Charts and Maps	<a href="http://www.nass.usda.gov/Charts_and_Maps/index.asp">http://www.nass.usda.gov/Charts_and_Maps/index.asp</a>
9	NASS, California Field Office	<a href="http://www.nass.usda.gov/Statistics_by_State/California/index.asp">http://www.nass.usda.gov/Statistics_by_State/California/index.asp</a>
10	NASS, Statistics by Subject	<a href="http://www.nass.usda.gov/Statistics_by_Subject/index.asp">http://www.nass.usda.gov/Statistics_by_Subject/index.asp</a>
National Agricultural Library (NAL)		
1	Nutrition.gov	<a href="http://nutrition.gov">http://nutrition.gov</a>
2	Food and Nutrition Information Center - Food Composition Database Search	<a href="http://www.nal.usda.gov/fnic/foodcomp/search/">http://www.nal.usda.gov/fnic/foodcomp/search/</a>
3	National Agricultural Library Homepage	<a href="http://nal.usda.gov">http://nal.usda.gov</a>
4	Food and Nutrition Information	<a href="http://fnic.nal.usda.gov">http://fnic.nal.usda.gov</a>

	Agency	Web Page
	Center Homepage	
5	Invasive Species Information Center	<a href="http://invasivespeciesinfo.gov">http://invasivespeciesinfo.gov</a>
6	FNIC - Food Guide Pyramid	<a href="http://fnic.nal.usda.gov/nal_display/index.php?info_center=4&amp;tax_level=2&amp;tax_subject=256&amp;topic_id=1348">http://fnic.nal.usda.gov/nal_display/index.php?info_center=4&amp;tax_level=2&amp;tax_subject=256&amp;topic_id=1348</a>
7	Animal Welfare Information Center	<a href="http://awic.nal.usda.gov">http://awic.nal.usda.gov</a>
8	FNIC - Dietary Guidance	<a href="http://fnic.nal.usda.gov/nal_display/index.php?info_center=4&amp;tax_level=1&amp;tax_subject=256">http://fnic.nal.usda.gov/nal_display/index.php?info_center=4&amp;tax_level=1&amp;tax_subject=256</a>
9	Alternative Farming Information Center	<a href="http://afsic.nal.usda.gov">http://afsic.nal.usda.gov</a>
10	Digitop - USDA Digital Desktop Library	<a href="http://digitop.nal.usda.gov">http://digitop.nal.usda.gov</a>
	Rural Development (RD)	
1	USDA Rural Development Home Page	<a href="http://www.rurdev.usda.gov/">http://www.rurdev.usda.gov/</a>
2	USDA Rural Development - Rural Housing Service Home Page	<a href="http://www.rurdev.usda.gov/rhs/">http://www.rurdev.usda.gov/rhs/</a>
3	USDA - Rural Development Administrative Notices (ANs)	<a href="http://www.rurdev.usda.gov/regs/">http://www.rurdev.usda.gov/regs/</a>
4	USDA - Rural Development Forms	<a href="http://www.rurdev.usda.gov/regs/formstoc.html">http://www.rurdev.usda.gov/regs/formstoc.html</a>
5	USDA Rural Development--Notices of Funds	<a href="http://www.rurdev.usda.gov/rd/nofas/">http://www.rurdev.usda.gov/rd/nofas/</a>
6	Individual and Family Opportunities	<a href="http://www.rurdev.usda.gov/rhs/common/indiv_intro.htm">http://www.rurdev.usda.gov/rhs/common/indiv_intro.htm</a>
7	USDA Rural Development--State and Field Office Locations	<a href="http://www.rurdev.usda.gov/recd_map.html">http://www.rurdev.usda.gov/recd_map.html</a>
8	Rural Business-Cooperative Service	<a href="http://www.rurdev.usda.gov/rbs/">http://www.rurdev.usda.gov/rbs/</a>
9	USDA Rural Development Utilities Programs	<a href="http://www.usda.gov/rus/">http://www.usda.gov/rus/</a>
10	USDA Rural Development's Electric Programs - Interest Rates	<a href="http://www.usda.gov/rus/electric/rates.shtml">http://www.usda.gov/rus/electric/rates.shtml</a>
	Assistant Secretary for Civil Rights (ASCR)	
1	Home	<a href="http://www.ascr.usda.gov/">http://www.ascr.usda.gov/</a>
2	DOPP Program	<a href="http://www.ascr.usda.gov/usda_employee_jobs.html">http://www.ascr.usda.gov/usda_employee_jobs.html</a>
3	Special Emphasis Programs	<a href="http://www.ascr.usda.gov/usda_employee_special.html">http://www.ascr.usda.gov/usda_employee_special.html</a>
4	ASCR News Release and Photo Gallery	<a href="http://www.ascr.usda.gov/newsroom.html#news1">http://www.ascr.usda.gov/newsroom.html#news1</a>
5	USDA/1890 National Scholars	<a href="http://www.ascr.usda.gov/1890programs.html">http://www.ascr.usda.gov/1890programs.html</a>
6	FAQ	<a href="http://www.ascr.usda.gov/faq/index.html">http://www.ascr.usda.gov/faq/index.html</a>
7	Reports	<a href="http://www.ascr.usda.gov/reports.html">http://www.ascr.usda.gov/reports.html</a>
8	Directives and Regulation	<a href="http://www.ascr.usda.gov/directives_regs.html">http://www.ascr.usda.gov/directives_regs.html</a>
	Departmental Administration (DA)	
1	Departmental Administration - home page	<a href="http://www.usda.gov/da">http://www.usda.gov/da</a>

	Agency	Web Page
2	Sustainable Operations	<a href="http://www.greening.usda.gov/">http://www.greening.usda.gov/</a>
3	BioPreferred/BioBased Products	<a href="http://www.usda.gov/procurement/programs/biopreferred.htm">http://www.usda.gov/procurement/programs/biopreferred.htm</a>
4	OALJ Judicial Decisions	<a href="http://www.usda.gov/da/oaljdecisions/">http://www.usda.gov/da/oaljdecisions/</a>
5	FOIA	<a href="http://www.usda.gov/da/foia.htm">http://www.usda.gov/da/foia.htm</a>
6	TARGET Center	<a href="http://www.usda.gov/oo/target/">http://www.usda.gov/oo/target/</a>
7	Vendor Outreach	<a href="http://www.usda.gov/da/smallbus/vos.htm">http://www.usda.gov/da/smallbus/vos.htm</a>
8	OSDBU	<a href="http://www.usda.gov/osdbu">http://www.usda.gov/osdbu</a>
9	Procurement (home page)	<a href="http://www.usda.gov/procurement/">http://www.usda.gov/procurement/</a>
10	BePrepared	<a href="http://www.usda.gov/da/beprepared/">http://www.usda.gov/da/beprepared/</a>
	Office of Budget and Program Analysis (OBPA)	
1	The USDA Budget Summary	<a href="http://www.obpa.usda.gov/budsum/budget_summary.html">http://www.obpa.usda.gov/budsum/budget_summary.html</a>
2	USDA Budget Tables	<a href="http://www.obpa.usda.gov/budtab/budget_tables.html">http://www.obpa.usda.gov/budtab/budget_tables.html</a>
3	USDA Congressional Justification, or Explanatory Notes	<a href="http://www.obpa.usda.gov/explan_notes.html">http://www.obpa.usda.gov/explan_notes.html</a>
4	OBPA Contacts	<a href="http://www.obpa.usda.gov/contact.html">http://www.obpa.usda.gov/contact.html</a>
5	About OBPA	<a href="http://www.obpa.usda.gov/about_obpa.html">http://www.obpa.usda.gov/about_obpa.html</a>
6	OBPA Organizational Chart	<a href="http://www.obpa.usda.gov/doc/orgchart_obpa.pdf">http://www.obpa.usda.gov/doc/orgchart_obpa.pdf</a>
7	OBPA Main Index	<a href="http://www.obpa.usda.gov/index.html">http://www.obpa.usda.gov/index.html</a>
	Office of Communications (OC)	
1	OC Home Page	<a href="http://www.usda.gov/wps/portal/!ut/p/_s.7_0_A/70_2E5?navid=OC_HOME">http://www.usda.gov/wps/portal/!ut/p/_s.7_0_A/70_2E5?navid=OC_HOME</a>
2	Broadcast Newsline Archive	<a href="http://www.usda.gov/wps/portal/!ut/p/_s.7_0_A/70_2E5?navid=BM_R_FETU">http://www.usda.gov/wps/portal/!ut/p/_s.7_0_A/70_2E5?navid=BM_R_FETU</a>
3	Broadcast Media & Technology Center	<a href="http://www.usda.gov/wps/portal/!ut/p/_s.7_0_A/70_2E5?navid=BM_RT">http://www.usda.gov/wps/portal/!ut/p/_s.7_0_A/70_2E5?navid=BM_RT</a>
4	Creative Services Center	<a href="http://www.usda.gov/wps/portal/!ut/p/_s.7_0_A/70_2E5?navid=CSC_RT">http://www.usda.gov/wps/portal/!ut/p/_s.7_0_A/70_2E5?navid=CSC_RT</a>
5	Photo Library	<a href="http://www.usda.gov/wps/portal/!ut/p/_s.7_0_A/70_2E5?navid=CSC_PHOTO_LIB">http://www.usda.gov/wps/portal/!ut/p/_s.7_0_A/70_2E5?navid=CSC_PHOTO_LIB</a>
	Office of the Chief Economist (OCE)	
1	Major World Crop Areas and Climatic Profiles	<a href="http://www.usda.gov/oce/weather/pubs/Other/MWCACP/index.htm">www.usda.gov/oce/weather/pubs/Other/MWCACP/index.htm</a>
2	World Supply and Demand Estimates	<a href="http://www.usda.gov/oce/commodity/wasde/index.htm">www.usda.gov/oce/commodity/wasde/index.htm</a>
3	Weekly Weather and Crop Bulletin	<a href="http://www.usda.gov/oce/weather/pubs/Weekly/Wwcb/index.htm">www.usda.gov/oce/weather/pubs/Weekly/Wwcb/index.htm</a>
4	Agricultural Outlook Forum	<a href="http://www.usda.gov/oce/forum/index.htm">www.usda.gov/oce/forum/index.htm</a>
5	Daily U.S. Agricultural Weather Highlights	<a href="http://www.usda.gov/oce/pubs/Daily/TODAYSWX.pdf">www.usda.gov/oce/pubs/Daily/TODAYSWX.pdf</a>
6	Home Page: In the News	<a href="http://www.usda.gov/oce/">http://www.usda.gov/oce/</a>
7	Renewable Energy	<a href="http://www.usda.gov/oce/energy/index.htm">http://www.usda.gov/oce/energy/index.htm</a>
8	Agricultural Long-term Projections	<a href="http://www.usda.gov/oce/commodity/ag_baseline.htm">http://www.usda.gov/oce/commodity/ag_baseline.htm</a>
9	Speeches	<a href="http://www.usda.gov/oce/speeches/index.htm">http://www.usda.gov/oce/speeches/index.htm</a>
10	Global Climate Change	<a href="http://www.usda.gov/oce/global_change/index.htm">http://www.usda.gov/oce/global_change/index.htm</a>

	Agency	Web Page
	Office of the Chief Financial Officer (OCFO)	
1	National Finance Center (NFC), NFC Home Page,	<a href="http://www.nfc.usda.gov">http://www.nfc.usda.gov</a>
2	NFC, Employee Personal Page	<a href="https://www.nfc.usda.gov/personal">https://www.nfc.usda.gov/personal</a>
3	NFC, NFC Reporting Center	<a href="https://www.nfc.usda.gov/reporting">https://www.nfc.usda.gov/reporting</a>
4	NFC, Web-based Time and Attendance (webTA)	<a href="https://www.usda.gov/da/webta">https://www.usda.gov/da/webta</a>
5	NFC, System for Time and Attendance Reporting (STAR)	<a href="https://www.nfc.usda.gov/star">https://www.nfc.usda.gov/star</a>
6	NFC, Federal Employees Health Benefits Centralized Enrollment Clearinghouse System (CLER)	<a href="https://www.nfc.usda.gov/cler/index2.asp">https://www.nfc.usda.gov/cler/index2.asp</a>
7	NFC, EmpowHR	<a href="https://www.empowhr.gov">https://www.empowhr.gov</a>
	Office of the Chief Information Officer (OCIO)	
1	OCIO Home Page	<a href="http://www.ocio.usda.gov/">http://www.ocio.usda.gov/</a>
2	About OCIO	<a href="http://www.ocio.usda.gov/aboutocio.html">http://www.ocio.usda.gov/aboutocio.html</a>
3	OCIO Leadership	<a href="http://www.ocio.usda.gov/leadership.html">http://www.ocio.usda.gov/leadership.html</a>
4	OCIO Directives	<a href="http://www.ocio.usda.gov/directives/index.html">http://www.ocio.usda.gov/directives/index.html</a>
5	OCIO Departmental Forms	<a href="http://www.ocio.usda.gov/forms/ocio_forms.html">http://www.ocio.usda.gov/forms/ocio_forms.html</a>
6	OCIO Enterprise Solutions	<a href="http://www.ocio.usda.gov/nitc/index.html">http://www.ocio.usda.gov/nitc/index.html</a>
7	OCIO Telecommunications Services and Operations	<a href="http://www.ocio.usda.gov/tso/index.html">http://www.ocio.usda.gov/tso/index.html</a>
8	OCIO Security	<a href="http://www.ocio.usda.gov/security/index.html">http://www.ocio.usda.gov/security/index.html</a>
9	OCIO Information Technology Services	<a href="http://www.ocio.usda.gov/its/index.html">http://www.ocio.usda.gov/its/index.html</a>
10	OCIO Vacancies	<a href="http://www.ocio.usda.gov/personnel/vacancy/index.html">http://www.ocio.usda.gov/personnel/vacancy/index.html</a>
	Office of the Executive Secretariat (OES)	
	OES Home Page	<a href="http://www.usda.gov/wps/portal/!ut/p/_s.7_0_A/7_0_10B?navid=OES">http://www.usda.gov/wps/portal/!ut/p/_s.7_0_A/7_0_10B?navid=OES</a>
	Office of the General Counsel (OGC)	
	Office of the General Counsel Home Page	<a href="http://www.usda.gov/wps/portal/!ut/p/_s.7_0_A/7_0_10B?contentidonly=true&amp;navid=AGENCIES_OFFICE_S&amp;contentid=OGC_Index.xml">http://www.usda.gov/wps/portal/!ut/p/_s.7_0_A/7_0_10B?contentidonly=true&amp;navid=AGENCIES_OFFICE_S&amp;contentid=OGC_Index.xml</a>
	Office of the Inspector General (OIG)	
	Home	<a href="http://www.usda.gov/wps/portal/!ut/p/_s.7_0_A/7_0_10B?contentidonly=true&amp;navid=AGENCIES_OFFICES&amp;contentid=OGC_Index.xml">http://www.usda.gov/wps/portal/!ut/p/_s.7_0_A/7_0_10B?contentidonly=true&amp;navid=AGENCIES_OFFICES&amp;contentid=OGC_Index.xml</a>

## INTERNET PROGRAM DELIVERY

Ms. DeLauro: How does the Department measure or seek out public response to information provided via the Internet or other IT services? What has been the public response to the services?

Response: USDA uses several methods to solicit customer input, including surveys, focus groups, town hall meetings, audience analyses and advisory groups. Eighty-six USDA agency Web sites have transitioned to the new USDA Web style, which provides a consistent user experience across several agencies, and twenty-six are in the process of being converted.

Nine USDA agency Web sites have implemented the American Customer Satisfaction Index (ACSI), a Web-based survey approved by OMB and offered in partnership with the Department of Treasury. The Index measures customer satisfaction according to ACSI methodology. The agency Web sites using the ACSI tool are: Cooperative State Research Education and Extension Service, ERS, FAS, FS, FSIS, National Agricultural Library (NAL), OC, FSA and NRCS.

USDA continues to reach out to thousands of agricultural producers including outreach at trade shows, raising the visibility of our eGovernment products and services and receiving feedback and suggestions. Similarly, the "Ask the Expert" link and the fact that all USDA Web masters are reachable via their respective Web pages gives USDA staff a broad range of feedback concerning the Department's Web sites.

Overall, public response has been positive. Brown University's eighth annual E-Government survey of 1,548 State and Federal Web sites found that USDA's Web portal's customer satisfaction increased from 80 percent in 2006 to 84 percent in 2007 making USDA.Gov the second highest scoring Federal Web site in the country behind USA.gov. The 2008 survey results will not be available until approximately November 2008, but there is no indication that USDA will lose its position as one of the highest scoring Federal Web sites.

Ms. DeLauro: Please provide for the record a list of the E-Government initiatives that USDA agencies/offices are participating in as well as estimated spending and savings, if any, for each in fiscal years 2008 and 2009. Please indicate the basis for all figures.

Response: We understand E-Government initiatives to refer to the 31 Presidential E-Government Initiatives and Lines of Business (LoB) and 2 Presidential Directives in which USDA now participates.

[The information follows:]

• Budget Formulation and Execution LoB	• Geospatial One-Stop
• Business Gateway	• GovBenefits.gov
• Disaster Assistance Improvement Plan	• Grants.gov
• Disaster Management	• Grants Management LoB
• E-Authentication	• Homeland Security Presidential Directive 12
• E-Clearance	• Human Resources Management LoB
• E-Government Travel	• Integrated Acquisition Environment -

	Loans and Grants
• E-Loans	• Information Systems Security LoB
• Enterprise Human Resources Integration (EHRI)	• Integrated Acquisitions Environment (IAE)
• E-Payroll	• International Trade Data System
• E-Records Management	• International Trade Process Streamlining
• E-Rulemaking	• IT Infrastructure LoB
• E-Training	• Recreation One-Stop
• Federal Asset Sales	• Recruitment One-Stop
• Federal Health Architecture LoB	• SAFECOM
• Financial Management LoB	• USA Services
• Geospatial LoB	

The figures listed below represent USDA's actual contributions to the Presidential E-Government Initiatives and Presidential Directives in FY 2008 and our estimates for FY 2009. FY 2008 contributions are based on memoranda of understanding (MOUs) with Managing Partners and 2009 estimates are based on guidance from OMB through the 2009 Passback except where we have more updated information from the Managing Partners.

[The information follows:]

Presidential Initiative and Presidential Directives	FY 2008 Actual Contributions <sup>13</sup>	FY 2009 Estimated Contributions <sup>14</sup>
Budget Formulation and Execution LoB	\$85,000	\$95,000
Business Gateway	\$435,000	\$249,299
Disaster Assistance Improvement Plan	\$696,866	\$696,866
Disaster Management	\$0	\$0
E-Authentication	\$0	\$0
E-Clearance	\$0	\$0
E-Government Travel	\$0	\$0
E-Loans	\$0	\$0
Enterprise Human Resources Integration	\$2,861,370	\$3,131,502
E-Payroll	\$0	\$0
E-Records Management	\$0	\$0
E-Rulemaking	\$735,000	\$1,307,536
E-Training	\$2,850,300	\$2,850,300
Federal Asset Sales	\$0	\$0
Federal Health Architecture LoB	\$0	\$0
Financial Management LoB	\$75,000	\$75,000
Geospatial LoB	\$105,060	\$102,000
Geospatial One-Stop	\$0	\$0
GovBenefits.gov	\$459,042	\$473,732
Grants.gov	\$1,105,885	\$1,067,887
Grants Management LoB	\$112,833	\$112,833

<sup>13</sup> FY08 actual contributions are updates to estimates provided previously.

<sup>14</sup> FY09 estimated contributions are based on the most current information from Managing Partners.

Presidential Initiative and Presidential Directives	FY 2008 Actual Contributions <sup>13</sup>	FY 2009 Estimated Contributions <sup>14</sup>
Homeland Security Presidential Directive 12	\$12,783,000	\$11,400,000
Human Resources Management LoB	\$260,870	\$260,870
Integrated Acquisition Environment - Loans and Grants	\$1,285,570	\$1,285,570
Integrated Acquisition Environment	\$397,023	\$403,549
Information Systems Security LoB	\$0	\$0
Information Technology Infrastructure LoB	\$160,000	\$160,000
International Trade Data System	\$0	\$0
International Trade Process Streamlining	\$0	\$0
Recreation One-Stop	\$50,000	\$50,000
Recruitment One-Stop	\$0	\$0
SAFECOM	\$0	\$0
USA Services	\$0	\$0
Total	\$24,457,819	\$23,721,944

A detailed breakout of each agency's contribution to each of the Presidential E-Government Initiatives and Presidential Directives that require a financial contribution in fiscal years 2008 and 2009 is submitted for the record.

[The information follows:]

USDA Presidential Initiatives FY 2008 Contributions By Initiative and Agency								
	Budget Formulation & Execution LoB	Business Gateway	Disaster Assistance Improvement Plan	EHR	E- Rulemaking	E-Training	Financial Management LoB	Geospatial LoB
<b>Total Amount</b>	<b>\$85,000</b>	<b>\$435,000</b>	<b>\$696,866</b>	<b>\$2,861,370</b>	<b>\$735,000</b>	<b>\$2,850,300</b>	<b>\$75,000</b>	<b>\$105,060</b>
<b>Farm and Foreign Agricultural Services (FFAS)</b>								
Farm Service Agency (FSA)	\$10,965	\$56,066	\$89,818	\$369,796	\$84,733	\$367,369	\$9,667	\$13,541
Foreign Agricultural Service (FAS)	\$1,436	\$7,351	\$11,776	\$49,351	\$12,420	\$48,164	\$1,267	\$1,775
Risk Management Agency (RMA)	\$257	\$1,314	\$2,105	\$8,644	\$2,220	\$8,611	\$227	\$317
<b>FFAS Total</b>	<b>\$12,649</b>	<b>\$64,731</b>	<b>\$103,699</b>	<b>\$425,792</b>	<b>\$109,373</b>	<b>\$424,144</b>	<b>\$11,161</b>	<b>\$15,634</b>
<b>Food, Nutrition and Consumer Services (FNCS)</b>	<b>\$1,937</b>	<b>\$9,915</b>	<b>\$15,884</b>	<b>\$65,222</b>	<b>\$16,754</b>	<b>\$64,970</b>	<b>\$1,710</b>	<b>\$2,396</b>
<b>Food Safety (FS)</b>	<b>\$5,467</b>	<b>\$27,980</b>	<b>\$44,823</b>	<b>\$184,046</b>	<b>\$47,276</b>	<b>\$183,334</b>	<b>\$4,824</b>	<b>\$6,768</b>
<b>Marketing and Regulatory Programs (MRP)</b>								
Agricultural Marketing Service (AMS)	\$1,372	\$7,024	\$11,252	\$46,200	\$11,867	\$46,021	\$1,211	\$1,696
Animal and Plant Health Inspection Service (APHIS)	\$6,584	\$33,746	\$54,060	\$221,974	\$57,018	\$221,115	\$5,818	\$8,150
Grain Inspection, Packers and Stockyards Administration (GIPSA)	\$548	\$2,806	\$4,495	\$18,456	\$4,741	\$18,384	\$484	\$678
<b>MRP Total</b>	<b>\$8,515</b>	<b>\$43,575</b>	<b>\$69,806</b>	<b>\$286,629</b>	<b>\$73,626</b>	<b>\$285,520</b>	<b>\$7,513</b>	<b>\$10,524</b>
<b>Natural Resources and Environment (NRE)</b>								
Forest Service (FS)	\$29,246	\$140,672	\$239,773	\$984,523	\$252,894	\$980,714	\$25,806	\$36,148
Natural Resources Conservation Service (NRCS)	\$6,307	\$32,278	\$51,709	\$212,319	\$54,538	\$211,498	\$5,565	\$7,795
<b>NRE Total</b>	<b>\$35,553</b>	<b>\$181,950</b>	<b>\$291,482</b>	<b>\$1,196,842</b>	<b>\$307,433</b>	<b>\$1,192,212</b>	<b>\$31,371</b>	<b>\$43,944</b>
<b>Research, Education and Economics (REE)</b>								
Agricultural Research Service (ARS)	\$4,261	\$21,807	\$34,935	\$143,446	\$36,847	\$142,891	\$3,760	\$5,267
Cooperative State Research, Education, and Extension Service (CSREES)	\$513	\$2,627	\$4,208	\$17,280	\$4,439	\$17,213	\$453	\$634
Economic Research Service (ERS)	\$301	\$1,542	\$2,470	\$10,144	\$2,606	\$10,104	\$266	\$372
National Agricultural Statistics Service (NASS)	\$822	\$4,206	\$6,737	\$27,664	\$7,106	\$27,557	\$725	\$1,016
<b>REE Total</b>	<b>\$5,898</b>	<b>\$30,182</b>	<b>\$48,351</b>	<b>\$198,533</b>	<b>\$50,997</b>	<b>\$197,765</b>	<b>\$5,204</b>	<b>\$7,289</b>
<b>Rural Development (RD)</b>								
Rural Business-Cooperative Service (RBS)	\$1,501	\$7,683	\$12,308	\$50,538	\$12,982	\$50,342	\$1,325	\$1,856
Rural Housing Service (RHS)	\$1,501	\$7,683	\$12,308	\$50,538	\$12,982	\$50,342	\$1,325	\$1,856
Rural Utilities Service (RUS)	\$1,501	\$7,683	\$12,308	\$50,538	\$12,982	\$50,342	\$1,325	\$1,856
<b>RD Total</b>	<b>\$4,504</b>	<b>\$23,049</b>	<b>\$36,924</b>	<b>\$151,613</b>	<b>\$38,945</b>	<b>\$151,026</b>	<b>\$3,974</b>	<b>\$5,567</b>
<b>Departmental Administration &amp; Staff Offices</b>								
Assistant Secretary for Civil Rights (ASCR)/OOCR	\$199	\$713	\$1,141	\$4,687	\$1,204	\$4,669	\$123	\$172
Departmental Administration (DA)	\$216	\$1,105	\$1,771	\$7,271	\$1,866	\$7,243	\$191	\$267
National Appeals Division (NAD)	\$47	\$241	\$385	\$1,582	\$406	\$1,576	\$41	\$58
Office of Budget and Program Analysis (OBPA)	\$26	\$131	\$210	\$661	\$221	\$658	\$23	\$32
Office of Communications (OC)	\$46	\$235	\$377	\$1,545	\$398	\$1,542	\$41	\$57
Office of the Chief Economist (OCE)	\$246	\$1,259	\$2,017	\$8,281	\$2,127	\$8,249	\$217	\$304
Office of the Chief Financial Officer (OCFO)	\$1,564	\$8,003	\$12,820	\$52,841	\$13,522	\$52,437	\$1,380	\$1,933
Office of the Chief Information Officer (OCIO)	\$7,736	\$39,988	\$63,420	\$260,404	\$66,690	\$259,397	\$6,826	\$9,561
Office of the General Counsel (OGC)	\$172	\$881	\$1,412	\$5,797	\$1,489	\$5,775	\$152	\$213
Office of the Inspector General (OIG)	\$277	\$1,420	\$2,275	\$9,339	\$2,395	\$9,303	\$245	\$343
Office of the Secretary (OSEC)	\$8	\$43	\$68	\$280	\$72	\$279	\$7	\$10
<b>DA and Staff Offices Total</b>	<b>\$10,477</b>	<b>\$53,618</b>	<b>\$85,896</b>	<b>\$352,693</b>	<b>\$90,596</b>	<b>\$351,328</b>	<b>\$9,245</b>	<b>\$12,950</b>
<b>Total</b>	<b>\$85,000</b>	<b>\$435,000</b>	<b>\$696,866</b>	<b>\$2,861,370</b>	<b>\$735,000</b>	<b>\$2,850,300</b>	<b>\$75,000</b>	<b>\$105,060</b>



Communications	Construction	Transportation	Public Works	Health and Human Services	Education	Energy	Environment	Information Technology	Presidential Inheritance	Other	Total
2000	2001	2002	2003	2004	2005	2006	2007	2008	2009	2010	2011
\$69,166	\$142,535	\$14,543	\$33,623	\$165,696	\$51,171	\$20,622	\$6,444	\$1,504,744	\$1,745,237	\$3,249,881	
\$1,387	\$18,667	\$1,907	\$4,406	\$21,724	\$6,709	\$2,704	\$545	\$197,281	\$119,380	\$316,861	
\$7,357	\$3,341	\$341	\$766	\$3,864	\$1,199	\$463	\$151	\$35,269	\$57,533	\$102,802	
\$68,309	\$164,563	\$16,790	\$38,819	\$191,302	\$59,080	\$23,809	\$7,440	\$1,737,294	\$1,932,150	\$3,669,444	
\$10,463	\$25,208	\$2,572	\$5,946	\$29,303	\$9,050	\$3,647	\$1,140	\$266,116	\$174,194	\$440,310	
\$29,526	\$71,132	\$7,258	\$16,779	\$82,689	\$25,537	\$10,291	\$3,216	\$750,936	\$1,131,232	\$1,882,168	
\$7,412	\$17,856	\$1,622	\$4,212	\$20,757	\$6,410	\$2,583	\$807	\$188,502	\$346,240	\$534,742	
\$35,611	\$85,790	\$8,753	\$20,237	\$99,729	\$30,799	\$12,412	\$3,879	\$905,686	\$905,561	\$1,811,247	
\$2,961	\$7,133	\$728	\$1,683	\$8,292	\$2,961	\$1,032	\$323	\$76,303	\$80,264	\$155,567	
\$45,963	\$110,779	\$11,303	\$26,132	\$128,778	\$39,771	\$16,028	\$5,009	\$1,169,490	\$1,332,065	\$2,501,555	
\$157,944	\$380,506	\$38,823	\$89,759	\$442,331	\$136,605	\$55,052	\$17,204	\$4,007,002	\$4,329,334	\$8,346,336	
\$34,062	\$82,059	\$8,372	\$19,357	\$95,392	\$29,460	\$11,872	\$3,710	\$867,295	\$1,303,751	\$2,170,046	
\$162,006	\$462,565	\$47,185	\$108,116	\$537,723	\$166,065	\$66,924	\$20,914	\$4,883,297	\$5,633,085	\$10,516,382	
\$23,013	\$55,440	\$5,657	\$13,078	\$64,448	\$19,904	\$8,021	\$2,507	\$695,282	\$1,047,529	\$1,632,811	
\$2,772	\$6,678	\$681	\$1,575	\$7,764	\$2,398	\$966	\$302	\$70,504	\$52,321	\$122,825	
\$1,627	\$3,920	\$400	\$925	\$4,457	\$1,407	\$567	\$177	\$41,368	\$50,889	\$92,277	
\$4,438	\$10,692	\$1,091	\$2,522	\$12,429	\$3,838	\$1,547	\$483	\$112,872	\$135,423	\$246,295	
\$37,850	\$76,731	\$7,829	\$18,100	\$99,198	\$27,547	\$11,701	\$3,469	\$810,046	\$1,286,162	\$2,096,208	
\$8,108	\$19,532	\$1,993	\$4,607	\$22,706	\$7,012	\$2,826	\$863	\$206,201	\$249,695	\$455,895	
\$8,108	\$19,532	\$1,993	\$4,607	\$22,706	\$7,012	\$2,826	\$863	\$206,201	\$249,695	\$455,895	
\$8,108	\$19,532	\$1,993	\$4,607	\$22,706	\$7,012	\$2,826	\$863	\$206,201	\$249,695	\$455,895	
\$24,323	\$58,596	\$5,979	\$13,822	\$68,117	\$21,037	\$6,478	\$2,849	\$618,602	\$749,084	\$1,367,686	
\$752	\$1,811	\$185	\$427	\$2,106	\$650	\$262	\$82	\$19,123	\$18,305	\$37,428	
\$1,166	\$2,810	\$287	\$663	\$3,267	\$1,009	\$407	\$127	\$29,666	\$62,061	\$91,727	
\$254	\$612	\$62	\$144	\$711	\$220	\$88	\$28	\$6,457	\$12,847	\$19,304	
\$138	\$333	\$34	\$79	\$387	\$120	\$48	\$16	\$3,514	\$7,363	\$10,877	
\$248	\$598	\$61	\$141	\$696	\$216	\$87	\$27	\$6,316	\$12,847	\$19,163	
\$1,328	\$3,200	\$327	\$755	\$3,720	\$1,149	\$463	\$145	\$33,787	\$6,092	\$41,879	
\$8,445	\$20,345	\$2,076	\$4,799	\$23,651	\$7,304	\$2,944	\$920	\$214,782	\$176,444	\$391,226	
\$41,776	\$100,645	\$10,066	\$23,741	\$116,996	\$36,132	\$14,551	\$4,550	\$1,062,489	\$131,625	\$1,194,114	
\$930	\$2,241	\$229	\$529	\$2,605	\$804	\$324	\$101	\$23,654	\$39,832	\$63,486	
\$1,498	\$3,610	\$368	\$851	\$4,196	\$1,296	\$522	\$163	\$38,106	\$73,119	\$111,225	
\$45	\$108	\$11	\$26	\$126	\$39	\$16	\$5	\$1,144	\$2,493	\$3,637	
\$56,582	\$136,311	\$13,908	\$32,155	\$158,459	\$48,837	\$19,722	\$6,163	\$1,439,038	\$545,028	\$1,984,066	
\$459,042	\$1,105,885	\$112,833	\$260,870	\$1,285,576	\$397,023	\$160,000	\$50,000	\$11,674,819	\$12,783,000	\$24,457,819	

USDA Presidential Initiatives FY 2009 Contributions By Initiative and Agency								
	Budget Formulation & Execution LoB	Business Gateway	Disaster Assistance Improvement Plan	EHRI	E-Rulemaking	E-Training	Financial Management LoB	Geospatial LoB
<b>Total Amount</b>	<b>\$95,000</b>	<b>\$249,299</b>	<b>\$696,886</b>	<b>\$3,131,502</b>	<b>\$1,307,536</b>	<b>\$2,850,300</b>	<b>\$75,000</b>	<b>\$102,000</b>
<b>Farm and Foreign Agricultural Services (FFAS)</b>								
Farm Service Agency (FSA)	\$12,244	\$32,132	\$89,818	\$403,613	\$168,526	\$367,369	\$9,667	\$13,147
Foreign Agricultural Service (FAS)	\$1,605	\$4,213	\$11,776	\$52,916	\$22,095	\$49,164	\$1,267	\$1,724
Risk Management Agency (RMA)	\$287	\$753	\$2,105	\$9,460	\$3,950	\$8,611	\$227	\$308
<b>FFAS Total</b>	<b>\$14,137</b>	<b>\$37,097</b>	<b>\$103,699</b>	<b>\$465,989</b>	<b>\$194,570</b>	<b>\$424,144</b>	<b>\$11,161</b>	<b>\$15,179</b>
<b>Food, Nutrition and Consumer Services (FNCS)</b>	<b>\$2,165</b>	<b>\$5,683</b>	<b>\$15,804</b>	<b>\$71,380</b>	<b>\$29,804</b>	<b>\$64,970</b>	<b>\$1,710</b>	<b>\$2,325</b>
<b>Food Safety (FS)</b>	<b>\$6,110</b>	<b>\$16,035</b>	<b>\$44,623</b>	<b>\$201,421</b>	<b>\$84,102</b>	<b>\$183,334</b>	<b>\$4,824</b>	<b>\$6,561</b>
<b>Marketing and Regulatory Programs (MRP)</b>								
Agricultural Marketing Service (AMS)	\$1,534	\$4,025	\$11,252	\$50,561	\$21,111	\$46,021	\$1,211	\$1,647
Animal and Plant Health Inspection Service (APHIS)	\$7,370	\$19,340	\$54,060	\$242,929	\$101,433	\$221,115	\$5,818	\$7,913
Grain Inspection, Packers and Stockyards Administration (GIPSA)	\$613	\$1,609	\$4,495	\$20,198	\$8,434	\$18,364	\$484	\$658
<b>MRP Total</b>	<b>\$9,516</b>	<b>\$24,973</b>	<b>\$69,806</b>	<b>\$313,689</b>	<b>\$130,979</b>	<b>\$285,500</b>	<b>\$7,513</b>	<b>\$10,218</b>
<b>Natural Resources and Environment (NRE)</b>								
Forest Service (FS)	\$32,687	\$85,777	\$239,773	\$1,077,468	\$449,889	\$980,714	\$25,806	\$35,096
Natural Resources Conservation Service (NRCS)	\$7,049	\$18,498	\$51,706	\$232,364	\$97,022	\$211,498	\$5,565	\$7,569
<b>NRE Total</b>	<b>\$39,736</b>	<b>\$104,276</b>	<b>\$291,482</b>	<b>\$1,309,832</b>	<b>\$546,911</b>	<b>\$1,192,212</b>	<b>\$31,371</b>	<b>\$42,664</b>
<b>Research, Education and Economics (REE)</b>								
Agricultural Research Service (ARS)	\$4,763	\$12,498	\$34,935	\$156,988	\$65,549	\$142,891	\$3,760	\$5,113
Cooperative State Research, Education, and Extension Service (CSREES)	\$574	\$1,506	\$4,208	\$18,911	\$7,890	\$17,213	\$453	\$616
Economic Research Service (ERS)	\$337	\$884	\$2,470	\$11,101	\$4,635	\$10,104	\$266	\$362
National Agricultural Statistics Service (NASS)	\$918	\$2,410	\$6,737	\$30,275	\$12,841	\$27,357	\$725	\$986
<b>REE Total</b>	<b>\$6,591</b>	<b>\$17,297</b>	<b>\$48,351</b>	<b>\$217,276</b>	<b>\$90,722</b>	<b>\$197,765</b>	<b>\$5,204</b>	<b>\$7,077</b>
<b>Rural Development (RD)</b>								
Rural Business-Cooperative Service (RBS)	\$1,678	\$4,403	\$12,308	\$55,309	\$23,094	\$50,342	\$1,325	\$1,802
Rural Housing Service (RHS)	\$1,678	\$4,403	\$12,308	\$55,309	\$23,094	\$50,342	\$1,325	\$1,802
Rural Utilities Service (RUS)	\$1,678	\$4,403	\$12,308	\$55,309	\$23,094	\$50,342	\$1,325	\$1,802
<b>RD Total</b>	<b>\$5,034</b>	<b>\$13,209</b>	<b>\$36,924</b>	<b>\$165,926</b>	<b>\$69,281</b>	<b>\$151,026</b>	<b>\$3,974</b>	<b>\$5,405</b>
<b>Departmental Administration &amp; Staff Offices</b>								
Assistant Secretary for Civil Rights (ASCR)/OCR	\$156	\$408	\$1,141	\$5,129	\$2,142	\$4,669	\$123	\$167
Departmental Administration (DA)	\$241	\$633	\$1,771	\$7,957	\$3,322	\$7,243	\$191	\$259
National Appeals Division (NAD)	\$53	\$136	\$385	\$1,732	\$723	\$1,576	\$41	\$56
Office of Budget and Program Analysis (OBPA)	\$29	\$75	\$210	\$943	\$394	\$868	\$23	\$31
Office of Communications (OC)	\$51	\$135	\$377	\$1,694	\$707	\$1,542	\$41	\$55
Office of the Chief Economist (OCE)	\$275	\$721	\$2,017	\$9,063	\$3,784	\$8,249	\$217	\$295
Office of the Chief Financial Officer (OCFO)	\$1,748	\$4,586	\$12,820	\$57,610	\$24,055	\$52,437	\$1,380	\$1,876
Office of the Chief Information Officer (OCIO)	\$8,946	\$22,688	\$63,440	\$284,988	\$118,995	\$259,357	\$6,826	\$9,283
Office of the General Counsel (OGC)	\$192	\$505	\$1,412	\$6,345	\$2,649	\$5,775	\$152	\$207
Office of the Inspector General (OIG)	\$310	\$814	\$2,275	\$10,221	\$4,268	\$9,303	\$245	\$333
Office of the Secretary (OSEC)	\$9	\$24	\$68	\$307	\$128	\$279	\$7	\$10
<b>DA and Staff Offices Total</b>	<b>\$11,710</b>	<b>\$30,729</b>	<b>\$85,696</b>	<b>\$385,989</b>	<b>\$161,167</b>	<b>\$351,328</b>	<b>\$9,245</b>	<b>\$12,573</b>
<b>Total</b>	<b>\$95,000</b>	<b>\$249,299</b>	<b>\$696,886</b>	<b>\$3,131,502</b>	<b>\$1,307,536</b>	<b>\$2,850,300</b>	<b>\$75,000</b>	<b>\$102,000</b>

Accounting Code	Operating Code	Fixed Management Code	Human Resources Management Code	Job, Leave and Other Code	Job	IT Management Code	Procurement Code	Total Management Code	Other Code	Total
\$413,732	\$1,067,887	\$112,833	\$260,870	\$1,285,570	\$403,549	\$160,000	\$50,000	\$12,321,944	\$11,400,000	\$23,721,944
\$61,058	\$137,638	\$14,543	\$33,623	\$166,695	\$52,013	\$20,622	\$6,444	\$1,588,150	\$1,556,419	\$3,144,569
\$8,005	\$18,045	\$1,907	\$4,408	\$21,724	\$6,819	\$2,704	\$845	\$208,216	\$106,464	\$314,680
\$1,431	\$3,226	\$341	\$788	\$3,884	\$1,219	\$483	\$151	\$37,224	\$50,227	\$87,451
\$70,495	\$158,909	\$16,790	\$38,819	\$191,302	\$60,051	\$23,809	\$7,440	\$1,833,591	\$1,723,110	\$3,556,701
\$10,798	\$24,341	\$2,572	\$5,946	\$29,303	\$9,199	\$3,647	\$1,140	\$280,867	\$155,348	\$436,215
\$30,471	\$68,688	\$7,258	\$18,779	\$82,689	\$28,957	\$10,291	\$3,216	\$792,559	\$1,008,843	\$1,801,402
\$7,649	\$17,242	\$1,822	\$4,212	\$20,757	\$6,516	\$2,583	\$807	\$198,950	\$300,760	\$507,730
\$36,750	\$82,842	\$8,753	\$20,237	\$99,729	\$31,306	\$12,412	\$3,879	\$955,887	\$807,588	\$1,763,475
\$3,056	\$6,888	\$728	\$1,683	\$8,292	\$2,803	\$1,032	\$323	\$79,477	\$71,580	\$151,057
\$47,455	\$106,972	\$11,303	\$26,132	\$128,778	\$40,424	\$16,028	\$5,009	\$1,234,314	\$1,187,948	\$2,422,262
\$162,999	\$367,432	\$38,823	\$89,759	\$442,331	\$138,851	\$55,052	\$17,204	\$4,239,661	\$3,860,941	\$8,100,602
\$35,152	\$79,239	\$8,372	\$19,357	\$95,392	\$29,544	\$11,872	\$3,710	\$914,313	\$1,162,697	\$2,077,010
\$198,151	\$446,672	\$47,195	\$109,116	\$553,723	\$168,795	\$66,924	\$20,914	\$5,153,974	\$5,023,638	\$10,177,612
\$23,749	\$53,535	\$5,657	\$13,078	\$64,448	\$20,231	\$8,021	\$2,507	\$617,724	\$934,196	\$1,551,920
\$2,661	\$6,449	\$681	\$1,575	\$7,764	\$2,437	\$966	\$302	\$74,412	\$46,660	\$121,072
\$1,679	\$3,786	\$400	\$925	\$4,557	\$1,431	\$567	\$177	\$43,682	\$45,383	\$89,065
\$4,580	\$10,324	\$1,091	\$2,522	\$12,429	\$3,902	\$1,547	\$483	\$119,128	\$120,772	\$239,900
\$32,869	\$74,094	\$7,829	\$18,100	\$89,198	\$28,000	\$11,101	\$3,469	\$854,946	\$1,147,011	\$2,001,957
\$8,367	\$18,861	\$1,993	\$4,607	\$22,706	\$7,127	\$2,826	\$883	\$217,630	\$222,680	\$440,310
\$8,367	\$18,861	\$1,993	\$4,607	\$22,706	\$7,127	\$2,826	\$883	\$217,630	\$222,680	\$440,310
\$8,367	\$18,861	\$1,993	\$4,607	\$22,706	\$7,127	\$2,826	\$883	\$217,630	\$222,680	\$440,310
\$25,101	\$56,583	\$5,979	\$13,822	\$68,117	\$21,382	\$8,478	\$2,649	\$652,891	\$668,040	\$1,320,931
\$776	\$1,749	\$185	\$427	\$2,106	\$661	\$262	\$82	\$20,183	\$16,325	\$36,508
\$1,204	\$2,714	\$287	\$663	\$3,267	\$1,025	\$407	\$127	\$31,310	\$55,347	\$86,657
\$262	\$591	\$62	\$144	\$711	\$223	\$88	\$28	\$6,814	\$11,457	\$18,271
\$143	\$321	\$34	\$79	\$387	\$121	\$48	\$15	\$3,709	\$6,566	\$10,275
\$256	\$578	\$61	\$141	\$696	\$218	\$87	\$27	\$6,666	\$11,457	\$18,123
\$1,371	\$3,090	\$327	\$755	\$3,720	\$1,168	\$463	\$145	\$35,660	\$7,217	\$42,877
\$3,715	\$19,946	\$2,076	\$4,799	\$23,651	\$7,424	\$2,944	\$920	\$226,687	\$157,354	\$384,041
\$43,113	\$97,185	\$10,269	\$23,741	\$116,996	\$36,726	\$14,561	\$4,550	\$1,121,382	\$117,384	\$1,238,766
\$960	\$2,164	\$229	\$529	\$2,693	\$818	\$324	\$101	\$24,955	\$35,523	\$60,478
\$1,546	\$3,466	\$368	\$851	\$4,196	\$1,317	\$522	\$163	\$40,216	\$65,206	\$105,426
\$46	\$105	\$11	\$25	\$126	\$40	\$16	\$5	\$1,207	\$2,224	\$3,431
\$58,292	\$131,629	\$13,908	\$32,155	\$158,459	\$49,741	\$19,722	\$6,163	\$1,518,803	\$486,062	\$2,004,865
\$473,732	\$1,067,887	\$112,833	\$260,870	\$1,285,570	\$403,549	\$160,000	\$50,000	\$12,321,944	\$11,400,000	\$23,721,944

In fiscal year 2007, USDA began reporting "Cost Savings Achieved through E-Government and Line of Business Initiatives" as part of the OMB requirement outlined in OMB Policy Memorandum M-06-22. An analysis of M-06-22 reports in fiscal year 2007 shows that across nine of these E-Government initiatives, and more than 19 investment areas, USDA project managers reported a cost avoidance of \$34 million when compared with their combined \$1 billion estimated baseline budgets. We continue to report actual expenditures against these same investments and will have updates at the end of fiscal year 2008.

#### SMART CHOICE INITIATIVES and USDA SHARED SERVICES

Ms. DeLauro: Please define "Smart Choice initiatives." What did USDA spend on these initiatives in fiscal year 2007? What are the projected expenditures for these initiatives in fiscal years 2008 and 2009? Please provide funding for each of the initiatives by agency for the three years.

Response: In the June 2002 e-Government Strategic Plan USDA identified 24 Smart Choice initiatives, which were high-priority initiatives the Department chose to focus its resources on over the following 12-18 months. Those initiatives represented the most promising E-Government opportunities in the near term. Of the 24 Smart Choice initiatives, 12 were given high priority for development. Those 12 Smart Choice Opportunities were:

##### Enabling Opportunities

- Data Management
- Information Management
- eLearning
- Content Management
- USDA Web Presence and Portal Strategy
- eAuthentication

##### Strategic Opportunities

- eLoans
- Online Trade Assistance
- eGrants
- Web-based Supply Chain Management
- Food Safety and Security Tools
- Department-wide eProcurement

USDA no longer uses Smart Choice initiatives. Since that initial development effort, we have been able to streamline and consolidate the six Enabling Smart Choice opportunities into three shared services, and have added three others. Those six USDA shared services are defined below.

- AgLearn: Provides a single point of entry for all learning and development planning, plan execution, and reporting. AgLearn represents USDA's implementation of the E-Training Presidential Initiative and corresponds to eLearning above.
- Cyber Security Assessment and Management tool (CSAM): Provides comprehensive Federal Information Security Management Act (FISMA) compliance, management and reporting capabilities. CSAM was not among the original Smart Choice initiatives.

- Enterprise Contingency Planning Program (ECPP): Provides access to information more quickly through a centralized database for managing and updating data and sharing of data between system users. ECPP was not among the original Smart Choice initiatives.
- Enterprise Correspondence Management Module (ECMM): Tracks and manages correspondence from public and private sources, or political inquiries as part of the USDA Document Management System. ECMM was not among the original Smart Choice Initiatives.
- Enterprise Shared Services (ESS): Provides a common architecture to support delivery of all USDA Web-based information and services, as well as USDA documents and records. Key components include enterprise Portal, Web Content and Document and Records Management tools, Taxonomy, Common Employee Database, Google search engine, and Web Presentation Standards. ESS consolidates items 1, 2, 4, and 5 above.
- USDA eAuthentication Service: Provides a single, centralized authentication service for Web-based applications across USDA, serving USDA employees and customers as well as other Federal agencies. USDA's eAuthentication Service represents USDA's implementation of the E-Authentication Presidential Initiative.

USDA spent \$20,676,000 in support of USDA Shared Services in FY 2007 as indicated below.

Mission Area - Agency	eAuthentication	AgLearn	ECMM	ESS	ECPP	Total
<b>Farm and Foreign Agricultural Services (FFAS)</b>						
Farm Service Agency (FSA)	\$677,374	\$116,049	\$163,688	\$1,642,751	\$109,555	\$2,709,417
Foreign Agricultural Service (FAS)	\$46,335	\$7,938	\$21,460	\$215,375	\$14,383	\$305,471
Risk Management Agency (RMA)	\$26,211	\$4,491	\$3,837	\$38,504	\$2,568	\$75,611
<b>FFAS Total</b>	<b>\$749,920</b>	<b>\$128,478</b>	<b>\$188,985</b>	<b>\$1,896,630</b>	<b>\$126,486</b>	<b>\$3,090,500</b>
<b>Food, Nutrition and Consumer Services (FNCS)</b>						
Food Safety (FS)	\$439,061	\$75,221	\$81,688	\$819,808	\$54,673	\$1,470,451
<b>Marketing and Regulatory Programs (MRP)</b>						
Agricultural Marketing Service (AMS)	\$134,386	\$23,023	\$20,505	\$205,790	\$13,724	\$397,428
Animal and Plant Health Inspection Service (APHIS)	\$351,473	\$60,215	\$98,522	\$988,751	\$65,940	\$1,564,901
Grain Inspection, Packers and Stockyards Administration (GIPSA)	\$31,153	\$5,337	\$8,192	\$82,209	\$5,483	\$132,374
<b>MRP Total</b>	<b>\$517,012</b>	<b>\$88,575</b>	<b>\$127,219</b>	<b>\$1,276,750</b>	<b>\$85,147</b>	<b>\$2,094,703</b>
<b>Natural Resources and Environment (NRE)</b>						
Forest Service (FS)	\$1,680,331	\$287,877	\$436,974	\$4,385,420	\$292,463	\$7,083,065
Natural Resources Conservation Service (NRCS)	\$506,020	\$86,692	\$94,237	\$945,747	\$63,072	\$1,695,768
<b>NRE Total</b>	<b>\$2,186,352</b>	<b>\$374,569</b>	<b>\$531,211</b>	<b>\$5,331,167</b>	<b>\$355,535</b>	<b>\$8,778,834</b>
<b>Research, Education and Economics (REE)</b>						

Mission Area - Agency	eAuthentication	AgLearn	ECMM	ESS	ECPP	Total
Agricultural Research Service (ARS)	\$406,574	\$69,655	\$63,668	\$638,961	\$42,612	\$1,221,470
Cooperative State Research, Education, and Extension Service (CSREES)	\$20,307	\$3,479	\$7,670	\$76,971	\$5,133	\$113,559
Economic Research Service (ERS)	\$19,751	\$3,384	\$4,502	\$45,183	\$3,013	\$75,834
National Agricultural Statistics Service (NASS)	\$52,561	\$9,005	\$12,278	\$123,224	\$8,218	\$205,286
<i>REE Total</i>	<i>\$499,193</i>	<i>\$85,523</i>	<i>\$88,118</i>	<i>\$884,339</i>	<i>\$58,976</i>	<i>\$1,616,150</i>
Rural Development (RD)						
Rural Business-Cooperative Service (RBS)	\$96,913	\$16,603	\$22,431	\$225,112	\$15,013	\$376,072
Rural Housing Service (RHS)	\$96,913	\$16,603	\$22,431	\$225,112	\$15,013	\$376,072
Rural Utilities Service (RUS)	\$96,913	\$16,603	\$22,431	\$225,112	\$15,013	\$376,072
<i>RD Total</i>	<i>\$290,739</i>	<i>\$49,809</i>	<i>\$67,293</i>	<i>\$675,336</i>	<i>\$45,039</i>	<i>\$1,128,216</i>
Departmental Administration & Staff Offices						
Assistant Secretary for Civil Rights (ASCR)	\$7,104	\$1,217	\$2,080	\$20,877	\$1,392	\$32,670
Departmental Administration (DA)	\$24,087	\$4,127	\$3,227	\$32,387	\$2,160	\$66,988
National Appeals Division (NAD)	\$4,986	\$854	\$702	\$7,048	\$470	\$14,060
Office of Budget and Program Analysis (OBPA)	\$2,858	\$490	\$382	\$3,836	\$256	\$7,822
Office of Communications (OC)	\$4,986	\$854	\$687	\$6,895	\$460	\$13,882
Office of the Chief Economist (OCE)	\$3,140	\$536	\$3,675	\$36,886	\$2,460	\$46,699
Office of the Chief Financial Officer (OCFO)	\$68,483	\$11,733	\$23,364	\$234,480	\$15,637	\$363,697
Office of the Chief Information Officer (OCIO)	\$51,089	\$8,751	\$115,580	\$1,159,936	\$77,356	\$1,412,712
Office of the General Counsel (OGC)	\$15,460	\$2,649	\$2,573	\$25,823	\$1,722	\$48,227
Office of the Inspector General (OIG)	\$28,379	\$4,862	\$4,145	\$41,602	\$2,774	\$81,762
Office of the Secretary (OSEC)	\$967	\$166	\$124	\$1,249	\$83	\$2,589
<i>DA and Staff Offices Total</i>	<i>\$211,539</i>	<i>\$36,241</i>	<i>\$156,539</i>	<i>\$1,571,019</i>	<i>\$104,770</i>	<i>\$2,080,108</i>
<b>TOTAL:</b>	<b>\$4,961,426</b>	<b>\$849,999</b>	<b>\$1,270,001</b>	<b>\$12,745,572</b>	<b>\$850,001</b>	<b>\$20,676,000</b>

USDA estimates spending of \$23,699,179 in FY 2008 as indicated below.

Mission Area - Agency	eAuthentication	AgLearn	ECMM	ESS	ECPP	CSAM	Total
Farm and Foreign Agricultural Services (FFAS)							
Farm Service Agency (FSA)	\$803,328	\$130,137	\$168,843	\$2,115,749	\$113,421	\$205,319	\$3,536,797
Foreign Agricultural Service (FAS)	\$92,239	\$14,943	\$22,136	\$242,933	\$14,870	\$28,919	\$414,030
Risk Management Agency (RMA)	\$31,794	\$5,151	\$3,958	\$83,737	\$2,658	\$4,812	\$132,110
<i>FFAS Total</i>	<i>\$927,362</i>	<i>\$150,230</i>	<i>\$194,937</i>	<i>\$2,442,419</i>	<i>\$130,949</i>	<i>\$237,050</i>	<i>\$4,082,936</i>
Food, Nutrition and Consumer Services (FNCS)	\$108,271	\$17,540	\$29,860	\$285,156	\$20,059	\$36,311	\$497,157
Food Safety (FS)	\$343,406	\$55,631	\$84,261	\$904,439	\$56,602	\$102,463	\$1,546,802
Marketing and Regulatory Programs (MRP)							
Agricultural Marketing Service (AMS)	\$117,373	\$19,014	\$21,151	\$309,130	\$14,208	\$25,721	\$506,597
Animal and Plant Health Inspection Service (APHIS)	\$390,258	\$63,221	\$101,625	\$1,027,833	\$68,267	\$123,579	\$1,774,773
Grain Inspection, Packers and Stockyards	\$36,723	\$5,949	\$8,450	\$96,718	\$5,676	\$10,275	\$163,791

MissionArea - Agency	eAuthentication	AgLearn	ECMM	ESS	ECPP	CSAM	Total
Administration (GIPSA)							
MRP Total	\$544,354	\$88,184	\$131,226	\$1,433,681	\$88,151	\$159,575	\$2,445,1
Natural Resources and Environment (NRE)							
Forest Service (FS)	\$1,577,096	\$255,485	\$450,737	\$4,153,645	\$302,785	\$548,110	\$7,287,8
Natural Resources Conservation Service (NRCS)	\$542,428	\$87,872	\$97,205	\$1,428,804	\$65,298	\$118,204	\$2,339,6
NRE Total	\$2,119,522	\$343,357	\$547,942	\$5,582,249	\$368,083	\$666,314	\$9,627,4
Research, Education and Economics (REE)							
Agricultural Research Service (ARS)	\$278,943	\$44,864	\$65,673	\$729,393	\$44,116	\$79,860	\$1,240,8
Cooperative State Research, Education, and Extension Service (CSREES)	\$31,551	\$5,111	\$7,911	\$83,097	\$5,314	\$9,620	\$142,6
Economic Research Service (ERS)	\$19,789	\$3,206	\$4,644	\$52,118	\$3,120	\$5,647	\$88,5
National Agricultural Statistics Service (NASS)	\$48,498	\$7,857	\$12,665	\$127,732	\$6,508	\$15,401	\$220,6
REE Total	\$376,781	\$61,038	\$90,893	\$992,340	\$61,058	\$110,528	\$1,692,6
Rural Development (RD)							
Rural Business-Cooperative Service (RBS)	\$109,944	\$17,811	\$23,137	\$289,562	\$15,543	\$28,136	\$484,1
Rural Housing Service (RHS)	\$109,944	\$17,811	\$23,137	\$289,562	\$15,543	\$28,136	\$484,1
Rural Utilities Service (RUS)	\$109,944	\$17,811	\$23,137	\$289,562	\$15,543	\$28,136	\$484,1
RD Total	\$329,832	\$53,433	\$69,411	\$868,686	\$46,629	\$84,408	\$1,452,3
Departmental Administration & Staff Offices							
Assistant Secretary for Civil Rights (ASCR)	\$8,261	\$1,338	\$2,146	\$21,758	\$1,441	\$2,609	\$37,5
Departmental Administration (DA)	\$22,440	\$3,635	\$3,329	\$59,100	\$2,236	\$4,048	\$94,7
National Appeals Division (NAD)	\$3,161	\$512	\$724	\$8,326	\$489	\$881	\$14,0
Office of Budget and Program Analysis (OBPA)	\$2,477	\$401	\$394	\$6,524	\$265	\$479	\$10,5
Office of Communications (OC)	\$8,046	\$1,303	\$709	\$21,190	\$476	\$862	\$32,5
Office of the Chief Economist (OCE)	\$11,377	\$1,843	\$3,791	\$28,963	\$2,547	\$4,610	\$54,1
Office of the Chief Financial Officer (OCFO)	\$87,905	\$14,240	\$24,100	\$231,518	\$16,189	\$29,306	\$403,2
Office of the Chief Information Officer (OCIO)	\$323,381	\$52,387	\$119,218	\$851,698	\$80,086	\$144,975	\$1,571,7
Office of the General Counsel (OGC)	\$11,584	\$1,877	\$2,654	\$30,509	\$1,783	\$3,227	\$51,6
Office of the Inspector General (OIG)	\$17,182	\$2,783	\$4,276	\$45,253	\$2,872	\$5,200	\$77,5
Office of the Secretary (OSEC)	\$1,658	\$269	\$128	\$4,367	\$86	\$155	\$6,6
DA and Staff Offices Total	\$497,472	\$80,588	\$161,469	\$1,310,207	\$108,470	\$196,352	\$2,354,5
TOTAL:	\$5,246,999	\$850,002	\$1,309,999	\$13,819,177	\$880,001	\$1,593,001	\$23,699,1

We expect to spend approximately \$23,699,179 in FY 2009 as indicated below.

Farm and Foreign Agricultural Services (FFAS)							
Farm Service Agency (FSA)	\$803,328	\$130,137	\$168,843	\$2,115,749	\$113,421	\$205,319	\$3,536,797
Foreign Agricultural Service (FAS)	\$92,239	\$14,943	\$22,136	\$242,933	\$14,870	\$26,919	\$414,040
Risk Management Agency (RMA)	\$31,794	\$5,151	\$3,958	\$83,737	\$2,658	\$4,812	\$132,110
FFAS Total	\$927,361	\$150,231	\$194,937	\$2,442,419	\$130,949	\$237,050	\$4,082,947
Food, Nutrition and Consumer Services (FNCS)	\$108,271	\$17,540	\$29,860	\$285,156	\$20,059	\$36,311	\$497,197
Food Safety (FS)	\$343,406	\$55,631	\$84,261	\$904,439	\$56,602	\$102,463	\$1,546,802
Marketing and Regulatory Programs (MRP)							

Agricultural Marketing Service (AMS)	\$117,373	\$19,014	\$21,151	\$309,130	\$14,208	\$25,721	\$506,597
Animal and Plant Health Inspection Service (APHIS)	\$390,258	\$63,221	\$101,625	\$1,027,833	\$68,267	\$123,579	\$1,774,783
Grain Inspection, Packers and Stockyards Administration (GIPSA)	\$36,723	\$5,949	\$8,450	\$96,718	\$5,676	\$10,275	\$163,791
<i>MRP Total</i>	<i>\$544,354</i>	<i>\$88,184</i>	<i>\$131,226</i>	<i>\$1,433,681</i>	<i>\$88,151</i>	<i>\$159,575</i>	<i>\$2,445,171</i>
Natural Resources and Environment (NRE)							
Forest Service (FS)	\$1,577,096	\$255,485	\$450,737	\$4,153,645	\$302,785	\$548,110	\$7,287,858
Natural Resources Conservation Service (NRCS)	\$542,426	\$87,872	\$97,205	\$1,428,004	\$65,298	\$118,204	\$2,339,809
<i>NRE Total</i>	<i>\$2,119,522</i>	<i>\$343,357</i>	<i>\$547,942</i>	<i>\$5,582,249</i>	<i>\$368,083</i>	<i>\$666,314</i>	<i>\$9,627,467</i>
Research, Education and Economics (REE)							
Agricultural Research Service (ARS)	\$276,943	\$44,864	\$65,673	\$729,393	\$44,116	\$79,860	\$1,240,849
Cooperative State Research, Education, and Extension Service (CSREES)	\$31,551	\$5,111	\$7,911	\$83,097	\$5,314	\$9,620	\$142,604
Economic Research Service (ERS)	\$19,789	\$3,206	\$4,644	\$52,118	\$3,120	\$5,647	\$88,524
National Agricultural Statistics Service (NASS)	\$48,498	\$7,857	\$12,665	\$127,732	\$8,508	\$15,401	\$220,661
<i>REE Total</i>	<i>\$376,781</i>	<i>\$61,038</i>	<i>\$90,893</i>	<i>\$992,340</i>	<i>\$61,058</i>	<i>\$110,528</i>	<i>\$1,692,638</i>
Rural Development (RD)							
Rural Business-Cooperative Service (RBS)	\$109,944	\$17,811	\$23,137	\$289,562	\$15,543	\$28,136	\$484,132
Rural Housing Service (RHS)	\$109,944	\$17,811	\$23,137	\$289,562	\$15,543	\$28,136	\$484,132
Rural Utilities Service (RUS)	\$109,944	\$17,811	\$23,137	\$289,562	\$15,543	\$28,136	\$484,132
<i>RD Total</i>	<i>\$329,832</i>	<i>\$53,433</i>	<i>\$69,411</i>	<i>\$868,686</i>	<i>\$46,629</i>	<i>\$84,408</i>	<i>\$1,452,399</i>
Departmental Administration & Staff Offices							
Assistant Secretary for Civil Rights (ASCR)	\$8,261	\$1,338	\$2,146	\$21,758	\$1,441	\$2,609	\$37,553
Departmental Administration (DA)	\$22,440	\$3,635	\$3,329	\$59,100	\$2,236	\$4,048	\$94,788
National Appeals Division (NAD)	\$3,161	\$512	\$724	\$8,326	\$489	\$881	\$14,093
Office of Budget and Program Analysis (OBPA)	\$2,477	\$401	\$394	\$6,524	\$265	\$479	\$10,540
Office of Communications (OC)	\$8,046	\$1,303	\$709	\$21,190	\$476	\$962	\$32,586
Office of the Chief Economist (OCE)	\$11,377	\$1,843	\$3,791	\$29,963	\$2,547	\$4,610	\$54,131
Office of the Chief Financial Officer (OCFO)	\$87,905	\$14,240	\$24,100	\$231,518	\$16,189	\$29,306	\$403,258
Office of the Chief Information Officer (OCIO)	\$323,381	\$52,387	\$119,218	\$851,699	\$80,086	\$144,975	\$1,571,746
Office of the General Counsel (OGC)	\$11,584	\$1,877	\$2,654	\$30,509	\$1,783	\$3,227	\$51,634
Office of the Inspector General (OIG)	\$17,182	\$2,783	\$4,276	\$45,253	\$2,872	\$5,200	\$77,566
Office of the Secretary (OSEC)	\$1,658	\$269	\$128	\$4,367	\$86	\$155	\$6,663
<i>DA and Staff Offices Total</i>	<i>\$497,472</i>	<i>\$80,588</i>	<i>\$161,469</i>	<i>\$1,310,207</i>	<i>\$108,470</i>	<i>\$196,352</i>	<i>\$2,354,558</i>
<b>TOTAL:</b>	<b>\$5,246,999</b>	<b>\$850,002</b>	<b>\$1,309,999</b>	<b>\$13,819,177</b>	<b>\$880,001</b>	<b>\$1,593,001</b>	<b>\$23,699,179</b>



Ms. DeLauro: How much did the OCIO assess USDA agencies for their participation in 21 of 25 E-Government initiatives in fiscal years 2007 and 2008?

Response: A detailed breakout of agency assessment by initiative for FY 2007 and FY 2008 is attached

[The information follows:]

USDA Agency	Presidential Initiatives and Directives	
	FY 2007	FY 2008
Farm & Foreign Agricultural Services		
FSA	\$2,997,854	\$3,249,981
FAS	277,798	316,661
RMA	98,306	102,802
Food, Nutrition & Consumer Services	388,585	440,310
Food Safety	1,770,158	1,882,168
Marketing & Regulatory Programs		
AMS	509,930	534,742
APHIS	1,651,805	1,811,247
GIPSA	142,574	155,567
Natural Resources & Environment		
FS	7,655,768	8,346,336
NRCS	2,040,763	2,170,046
Research, Education, & Economics		
ARS	1,554,311	1,632,811
CSREES	109,449	122,825
ERS	85,495	92,277
NASS	229,623	248,295
Rural Development	1,265,713	1,367,686
Departmental Administration & Staff Offices		
ASCR	34,019	37,428
DA	88,224	91,727
NAD	18,505	19,304
OBPA	10,463	10,877
OC	18,397	19,163
OCE	34,567	41,879
OCFO	351,381	391,226
OCIO	957,677	1,194,113
OGC	60,179	63,486
OIG	106,376	111,225
OSEC	3,507	3,637
Total	\$22,461,427	\$24,457,819

Ms. DeLauro: Has USDA fully implemented OMB E-Government initiatives? What is the cost by agency/office to implement OMB E-Government initiatives in fiscal years (FYs) 2007, 2008, and projected for 2009?

Response: USDA supports the 31 Presidential E-Government Initiatives and 2 Presidential Directives that align with the Department's mission. Many initiatives, such as Grants.gov and E-Rulemaking, are considered operational, while others are in various stages of active implementation.

USDA is unable to estimate labor costs directly related with USDA employees' time spent through implementation of OMB E-Government initiatives; however, the following table outlines the contributions by agency/office to implement Presidential E-Government Initiatives (PIs) and Presidential Directives (PDs) in fiscal years 2007 - 2008 and estimated costs for fiscal year 2009.

[The information follows:]

USDA Agency	PI and PD Costs		
	FY 2007	FY 2008	FY 2009
	PIs & PDs	PIs & PDs	PIs & PDs
Farm and Foreign Agricultural Service			
FSA	\$2,997,854	\$3,249,981	\$3,144,569
FAS	277,798	316,661	314,680
RMA	98,306	102,802	97,451
Food, Nutrition and Consumer Services	388,585	440,310	436,215
Food Safety	1,770,158	1,882,168	1,801,402
Marketing and Regulatory Programs			
AMS	509,930	534,742	507,730
APHIS	1,651,805	1,811,247	1,763,475
GIPSA	142,574	155,567	151,057
Natural Resources and Environment			
FS	7,655,768	8,346,336	8,100,602
NRCS	2,040,763	2,170,046	2,077,010
Research, Education and Economics			
ARS	1,554,311	1,632,811	1,551,920
CSREES	109,449	122,825	121,072
ERS	85,495	92,277	89,065
NASS	229,623	248,295	239,900
Rural Development	1,265,713	1,367,686	1,320,931
Departmental Administration & Staff Offices			
ASCR	34,019	37,428	36,508
DA	88,224	91,727	86,657
NAD	18,505	19,304	18,271
OBPA	10,463	10,877	10,275
OC	18,397	19,163	18,123
OCE	34,567	41,879	42,877
OCFO	351,381	391,226	384,041
OCIO	957,677	1,194,113	1,238,768
OGC	60,179	63,486	60,488
OIG	106,376	111,225	105,426
OSEC	3,507	3,637	3,431
Total	\$22,461,427	\$24,457,819	\$23,721,944

Ms. DeLauro: OMB gave USDA a yellow for "mixed results" in the most recent scorecard for the E-Government initiative of the President's Management Agenda. What is USDA's plan to improve its score from yellow to green?

Response: USDA was rated "Yellow" for status and "Green" for progress in the most recent scorecard for the Expanding Electronic Government Initiative of the President's Management Agenda. USDA is fully compliant for implementation of Presidential E-Government initiatives and has met the majority of Green status requirements in IT Security, Earned Value Management, Acceptable IT Investments, and Enterprise Architecture.

We are working with OMB to resolve remaining items in an effort to achieve "Green" for status. The 2009 OMB Passback placed all USDA business cases on the Management Watch List pending OIG's endorsement of USDA's C&A and Privacy Impact Assessment (PIA) processes. We are working with OIG to secure the approval of the C&A and PIA processes. We continue to work with agencies and OMB to implement earned value management on applicable projects to meet reporting requirements of plus/minus 10 percent overrun or shortfall. USDA recently submitted the annual enterprise architecture assessment, and we are working with OMB to address identified action items.

OMB stated in the FY 2008 Quarter 2 scorecard that the next status upgrade for USDA, which would make USDA Green for status, is estimated to occur in Quarter 4 of this year.

Ms. DeLauro: Update last year's hearing record regarding the savings that are estimated to come out of the E-Government initiatives? What is the basis of your estimates?

Response: In FY 2007, USDA began reporting "Cost Savings Achieved through E-Government and Line of Business Initiatives" as part of the OMB requirement outlined in OMB Policy Memorandum M-06-22. An analysis of M-06-22 reports in FY 2007 shows that, across nine of these E-Government initiatives and more than 19 investment areas, USDA project managers reported a cost avoidance of \$34 million when compared with their combined \$1 billion estimated baseline budgets. We continue to report actual expenditures against these same investments and will have updates at the end of fiscal year 2008.

Ms. DeLauro: The FY 2009 Explanatory Notes state that \$12.7 million (page 5g-1) was provided for 12 Presidential E-Government initiatives and six lines of business in FY 2008. What organizations received these funds and how much did each organization receive?

Response: The following table identifies the managing partner agencies that received funding for Presidential Initiatives in FY 2008. USDA provided funding for 11 initiatives and six Lines of Business. Agencies that utilize these services share in the funding through assessments. The information provided below is an update to the FY 2009 Explanatory Notes. The figures presented in the Explanatory Notes were based on Passback and estimates from Managing Partners. The actual contributions from FY 2008 MOUs for E-Authentication, E-Government Travel, and IAE - Loans and Grants differed from those estimates.

Presidential Initiatives:		Managing Partner Agencies Receiving Funds in FY 2008	
Managing Partner	Presidential Initiative	FY 2009 Explanatory Note Estimate	FY 2008 MOU Amount
1. Department of Education	Budget Formulation and Execution LoB	\$85,000	\$85,000
2. Small Business Administration	Business Gateway	435,000	435,000
3. Federal Emergency Management Agency	Disaster Assistance Improvement Plan	696,866	696,866
4. General Services Administration	E-Authentication	630,000	65,217
5. General Services Administration	E-Government Travel	670,112	0
6. Office of Personnel Management	Enterprise Human Resource Integration	3,104,383	2,861,370
7. Environmental Protection Agency	E-Rulemaking	735,000	735,000
8. Office of Personnel Management	E-Training	2,850,300	2,850,300
9. Department of Education	Financial Management LoB	75,000	75,000
10. Department of the Interior	Geospatial LoB	105,060	105,060
11. Department of Labor	GovBenefits.gov	459,042	459,042
12. Department of Health and Human Services	Grants.gov	1,105,885	1,105,885
13. Department of Health and Human Services/National Science Foundation	Grants Management LoB	112,833	112,833
14. Office of Personnel Management	Human Resource Management LoB	260,870	260,870
15. General Services Administration	Information Technology Infrastructure LoB	160,000	160,000
16. General Services Administration	Integrated Acquisition Environment	397,023	397,023
17. General Services Administration	IAE - Loans and Grants	785,570	1,285,570
18. Department of the Interior	Recreation One-Stop	50,000	50,000
Total		\$12,717,944	\$11,740,036

Ms. DeLauro: How much has the Department saved by leveraging the USDA's size/economies-of-scale in Department-wide IT acquisitions? Provide recent examples, if possible.

Response: By leveraging USDA's size, we have used economies of scale in our IT acquisition strategies to provide greater services at reduced prices. Since this is an ongoing initiative, saving totals are currently difficult to estimate. However, two key examples of the areas in which we have successfully saved money or avoided costs follow:

- Information Technology Services (ITS) blanket purchase agreement (BPA)
  - A mid-range desktop through the Information Technology Services (ITS) blanket purchase agreement (BPA) costs USDA approximately \$520 per unit. A comparable product from the same vendor based on the GSA Advantage schedule pricing would cost between \$800 and \$1,000. USDA saves between 35 and 40 percent on purchases through the ITS BPA.
- USDA's AgLearn Learning Management System
  - The cost of training per person through USDA's AgLearn Learning Management System is \$1,045. According to the ASTD 2006 Annual Report, \$1,615.81 per employee is typically spent by the very best over-70,000 employee organizations for training.
  - The USDA cost per employee per year for access to over 250 agency and USDA online courses and over 2000 SkillSoft offerings via an enterprise license is \$56.02. As the number of courses completed per year continues to increase, the cost per course delivery is proportionally reduced.
  - It is estimated that the use of AgLearn will reduce IT training costs by 50 percent in FY 2008 and by 75 percent in FY 2009 and beyond. The FY 2008 cost avoidance is projected to be \$13.1 million (\$8.9 million for IT training and \$4.2 million for non-IT training).
  - The projected cost avoidance attributed to delivering training online as opposed to a classroom delivery in the 2007 OPM Business Case was \$780,000; approximately a 35 percent reduction.

Ms. DeLauro: Under what legal authority does the OCIO assess agencies for initiatives such as E-Government?

Response: USDA uses 7 U.S.C. § 2263 (Greenbook) Authority to transfer funds for these initiatives. Specifically, this authority states: Subject to limitations applicable with respect to each appropriation concerned, each appropriation available to the Department of Agriculture may be charged, at any time during a FY, for the benefit of any other appropriation available to the Department, for the purpose of financing the procurement of materials and services, or financing activities or other costs, for which funds are available both in the financing appropriation so charged and in the appropriation benefited [sic]; except that such expenses so financed shall be charged on a final basis, as of a date not later than the close of such FY, to the appropriations so benefited [sic], with appropriate credit to the financing appropriation. Additionally, contributions towards common, enterprise-wide, and inter-Departmental projects are reviewed and approved by Enterprise Information Technology Investment Review Board (E-Board), which is comprised of agency Under Secretaries. The CIO is charged with stewardship of the investments associated with these initiatives through the Clinger-Cohen Act the Economy Act.

Ms. DeLauro: How is IT security addressed in the Department's E-Government strategic plan?

Response: USDA has an ongoing commitment to maintaining a secure IT infrastructure that meets or exceeds national standards. The two guiding principles that direct decision-making at different levels of the organization are:

- Promote sharing and implementing best practices, collaborating on projects and goals, and ensuring interoperability across USDA; and
- Provide a high-quality, innovative and secure IT infrastructure that proactively assures confidentiality, integrity and accessibility and protects USDA data and information systems.

Communication has improved between the business and the IT organization within the Department through the Executive Information Technology Investment Review Board (E-Board). The E-Board was established pursuant to the requirements of the Clinger-Cohen Act, and is comprised of senior-level policy executives. The E-Board ensures that USDA IT investments are managed as strategic business resources. The Deputy Secretary oversees this process as part of his responsibility for day-to-day operations of the Department. This governing body is a key element of the CPIC process. Additional goals will ensure that the IT organization and technology are aligned with the business goals and objectives throughout the entire cycle of innovation, planning and delivery. These IT Strategy and Business Alignment Goals are: Continued alignment of IT with the USDA's Department Strategic Plan; and Positioning and utilizing the EA as a management and governance tool.

USDA OCIO developed a high-level Cyber Security Strategic Plan that links to the USDA Strategic Plan and the OCIO IT Strategic Plan and the President's Management Agenda Initiatives. Protection of information assets and maintaining the availability, integrity, and confidentiality of USDA IT systems and telecommunications resources are vital in meeting USDA's program delivery requirements. USDA has initiated several initiatives to protect the privacy and security of all USDA stakeholders and USDA information through an integrated and highly visible security program. USDA will centrally manage and monitor all USDA network and security systems across the diverse USDA IT environment and intelligently and proactively mitigate security breaches and vulnerabilities. USDA is committed to strengthening the security of USDA information assets, promoting the awareness and understanding of the USDA Cyber Security Program by enhancing communications within all levels of USDA, and implementing mechanisms to enhance secure information sharing and interoperability among all agencies and staff offices and with external stakeholders.

For more information USDA IT Strategic Plan and the OCIO IT Strategic Plan are available on line.

USDA IT Strategic Plan -  
[http://www.ocio.usda.gov/n\\_USDA\\_IT\\_Strategic\\_Plan.pdf](http://www.ocio.usda.gov/n_USDA_IT_Strategic_Plan.pdf)  
 OCIO IT Strategic Plan -  
[http://www.ocio.usda.gov/USDA\\_OCIO\\_IT\\_Strategic\\_Plan\\_version\\_11\\_7\\_13\\_FINAL.pdf](http://www.ocio.usda.gov/USDA_OCIO_IT_Strategic_Plan_version_11_7_13_FINAL.pdf)

Ms. DeLauro: How much did USDA spend on IT security in fiscal years 2007 and 2008 and how much does the Department plan to spend in fiscal year 2009, by agency? Please provide the sources of funding for IT security in the OCIO.

Response: OCIO IT security funding is a combination of appropriated funds and Working Capital funds. Funding for the IT Security program includes: hardware (HW), software (SW) and firmware (FM) for IT Security staff end-user systems; enterprise-wide security solutions (HW/SW/FW); Cyber Security Staff FTE costs and contractor services for program support such as Certification and Accreditation and program reviews; and specialized security training for IT personnel. The estimated IT security costs by agency for fiscal years 2007 through 2009 is submitted for the record:

[The information follows:]

Agency	Actual Security Costs (Dollars in Millions)	Estimated IT Security Costs (Dollars in Millions)	
	FY 2007	FY 2008	FY 2009
Staff Offices	\$37.00	\$46.00	\$6.00
OCFO	151.00	119.00	8.00
OCIO	171.00	30.00	19.00
ERS	1.00	1.00	1.00
NASS	3.00	3.00	2.00
ARS	7.00	8.00	7.00
CSREES	1.00	1.00	1.00
APHIS	4.00	5.00	5.00
FSIS	4.00	6.00	3.00
GIPSA	1.00	1.00	1.00
AMS	2.00	2.00	3.00
RMA	2.00	4.00	5.00
FSA	11.00	16.00	29.00
NRCS	4.00	4.00	7.00
RD	4.00	5.00	6.00
FAS	3.00	2.00	4.00
FNS	4.00	4.00	3.00
FS	25.00	25.00	27.00
Total IT Security (\$)	435.00	282.00	137.00
Total IT Budget (\$)	2,124.00	2,281.00	2,436.42
Percent IT Security (%)	20.48%	12.36%	5.62%

Ms. DeLauro: How much did USDA spend on IT security in fiscal years (FYs) 2007 and 2008 and how much does the Department plan to spend in FY 2009, by agency? Please provide the sources of funding for IT security in the OCIO.

Response: OCIO IT security funding is a combination of appropriated funds and Working Capital funds. Funding for the IT Security program includes: hardware (HW), software (SW) and firmware (FM) for IT Security staff end-user systems; enterprise-wide security solutions (HW/SW/FW); Cyber Security Staff FTE costs and contractor services for program support such as Certification and Accreditation and program reviews; and specialized security training for IT personnel. The estimated IT security costs by agency for FY 2007-FY 2009 is submitted for the record:

[The information follows:]

Agency	Actual Security Costs (Dollars in Millions)	Estimated IT Security Costs (Dollars in Millions)	
	FY 2007	FY 2008	FY 2009
Staff Offices	\$37	\$46	\$6
OCFO	151	119	8
OCIO	171	30	20
ERS	1	1	1
NASS	3	3	2
ARS	7	8	7
CSREES	1	1	1
APHIS	4	5	5
FSIS	4	6	3
GIPSA	1	1	1
AMS	2	2	3
RMA	2	4	5
FSA	11	16	29
NRCS	4	4	7
RD	4	5	6
FAS	3	2	4
FNS	4	4	3
FS	25	25	27
Total IT Security (\$)	435	282	137
Total IT Budget (\$)	2,124.00	2,281.00	2436.42
Percent IT Security (%)	20.48	12.36	5.62

Ms. DeLauro: Please update the Committee on the steps the Department has taken to ensure the security of its e-business transactions and safeguards mission critical to IT systems and data in fiscal years (FYs) 2007 and 2008 and its plans for FY 2009.

Response: OCIO ensures the security of e-business transactions and safeguards mission critical IT systems in several ways: through a robust C&A process, through increased and ongoing senior management oversight, through NIST-developed information security program assessments, and through a proactive program to encrypt laptops, removable media, and, ultimately, desktops.

In FY 2007, we continued implementing a rigorous C&A process within the Department to ensure that NIST guidance is followed consistently. We require POA&Ms to address residual vulnerabilities before OCIO agrees that the accreditation can proceed. Agencies report their progress monthly, use the established BPA for contract support services, and receive guidance and direction on complying with USDA and Federal guidance in accordance with standard C&A criteria.

We reviewed 146 systems in FY 2007, are reviewing 84 in FY 2008, and plan to review at least 18 major applications and general support systems in FY 2009. In FY 2009, we will also begin reviewing the minor applications, as all systems are required to be certified and accredited.

In FY 2007, USDA worked extensively with GSA on the encryption SmartBUY vehicle and purchased encryption software for the Department. The encryption software will be implemented on all USDA laptops by the end of FY 2008.

In FY 2007, the USDA A-123 IT ESC was established and met weekly to review the status of the Department's IT vulnerability mitigation strategies and progress. The ESC has increased the number of agencies reporting on a recurring basis from the original six agencies to all Department agencies.



In FY 2008, the ESC expanded its purview from the material weakness for IT deficiencies to address all information security weaknesses within the Department. Agencies provide formal briefings to the ESC on the status of key FISMA and A-123 control and vulnerability mitigation issues. USDA continues its efforts to integrate A-123 and FISMA IT control programs to streamline and improve consistency in reporting on the status of mitigation actions and control testing.

In FY 2008, we are performing a Security Information Management Risk Assessment that will inform out decision-making on the enterprise-wide efforts for network/security operations center. Additionally, we are conducting a PRISMA review of C&A process and plan to review selected agency information system security programs. OCIO is also requiring that agencies use the NIST PRISMA methodology to assess their security programs. USDA is reviewing all Interconnection Security Agreements for completeness.

For FY 2009, the Department plans to continue its migration to enterprise-wide data centers, thereby improving the physical and logical security for mission critical IT systems. Developing enterprise-wide monitoring systems that are enhanced with more robust monitoring tools will also improve the Department's security posture.

Ms. DeLauro: Media outlets reported an IT security breach at USDA in April 2007, in which social security numbers of USDA program participants were posted on Department web pages. How did the Department respond to the security breach, how were potential victims notified, and what has the Department done to ensure that such incidents do not recur?

Response: The IT security breach, reported in April 2007, was in the Federal Assistance Awards Database System (FAADS) maintained by the Bureau of Census. USDA became aware of the potential exposure of such information on April 13<sup>th</sup>, when USDA was notified by a recipient of USDA funding that she was able to ascertain identifying information by viewing the Web site. All of the private identifying information was embedded in a larger number and therefore not immediately identifiable. The same day, FAADS was taken down and any possibly identifying data removed.

USDA believes that immediately prior to April 13<sup>th</sup>, the Web site in question contained private identification information relating to approximately 47,000 individuals who received USDA funding from the Farm Services Agency and Rural Development. USDA identified between 105,000 and 150,000 individuals whose private information has been entered into a Federal government database at some time during the past 26 years. USDA notified, via registered mail, all 150,000 people whose information was exposed and offered them the opportunity to register for free credit monitoring for one year. There is no evidence that this information was misused. However, due to the potential that this information was downloaded prior to being removed, USDA provided the additional monitoring service.

USDA conducted an aggressive and thorough review of all applications and is aggressively pursuing a social security number (SSN) elimination plan for all IT systems that contain SSN where there is not a legislative mandate that the SSNs be maintained in the application data.

The Secretary of Agriculture formed a special committee of senior analysts from across the Department to review how Privacy Act/Personally Identifiable Information (PII) is collected, used and protected throughout the USDA. This

committee developed a detailed plan to guide the Department's next steps addressing and improving USDA's business process for use and protection of Privacy Act/PII. Foremost in this project plan was aggressive action for improving employee awareness of PII and the need to protect it from unauthorized exposure. All USDA employees are required to complete Privacy Basics Training annually and actively acknowledge PII protection awareness upon daily logon to the USDA networks.

In FY 2008 USDA completed a full review of all IT systems and databases for the presence of Privacy Act/PII. Privacy Impact Assessments for all IT systems were reviewed for completeness and compliance with Privacy Act and NIST requirements. Additionally, all Systems of Records Notice (SORN) in the Federal Register were reviewed and updated where required or new SORNs published to ensure full public disclosure.

USDA implemented enhanced security incident handling procedures which include elevating all PII breaches to the US-CERT level of reporting, and establishing a Core Incident Response Group to ensure all PII related security incidents are handled quickly, thoroughly and that corrective actions are implemented to prevent additional loss of PII.

USDA implemented a Privacy Act Officer (PAO) Council comprised of PAOs from all agencies whose responsibility is to ensure continued monitoring of how the Department handles Privacy Act/PII. The POA Council will review existing policy and procedures to ensure compliance with the Privacy Act and NIST guidelines, and develop awareness campaigns for implementation across the Department.

#### E-GOVERNMENT INITIATIVES

Ms. DeLauro: Please update the Committee on USDA plans to develop or support, IT-related or otherwise, electronic-based services and program delivery.

Response: In October 2001, USDA launched a Department-wide E-Government program that called for greater integration and collaboration across USDA and across government in developing and delivering services to citizens and businesses. In addition to participating in 32 Presidential Initiatives and Lines of Business (including HSPD-12), USDA has implemented several major Department-wide initiatives as a result of the e-Government program, including:

- AgLearn
- USDA eAuthentication Service
- ECMM
- ESS
- CSAM
- ECPP
- Lean Six Sigma Processing (Grants Management, eTransactions)
- Whole Disk Encryption

USDA agencies have also implemented electronic-based services, such as the Electronic Loan Deficiency Payment (eLDPs) and the USDA Customer Statement. Moving forward in FY 2008 and beyond, USDA plans several enhancements and additions to its activities in support of the Presidential eGovernment strategy of rolling out services and products online. These include:

- As part of the overall USDA business transformation strategy to create common services and shared functions for USDA, the eAuthentication Service strives to provide a single credential environment ("single sign-on") for all USDA and other Federal agency employees and customers. In conjunction with USDA's implementation of HSPD-12, USDA's eAuthentication Service provides increased security and access to over 270 Web applications across USDA in FY 2008.

In a typical month, more than 95,000 employees and approximately 190,000 customers have an active eAuthentication credential. The credential protects the application and the user by ensuring only qualified and approved users have access: first by authentication (verifying usernames and passwords) and then by authorization, matching the user to his or her application permissions. USDA eAuthentication Service customers use their credentials for nearly 2,000,000 identity authentications and over 65,000,000 Web site authorizations for access to protected content monthly.

- During FY 2008, USDA plans to continue to work with agencies to integrate their applications with the USDA eAuthentication Service. USDA also plans to continue enhancing the features and functionality of eAuthentication, such as updating the service's architecture to meet the specifications of the Security Assertion Markup Language version 2.0.
- AgLearn will see continued enhancements and expansion as USDA's Learning Management System that supports the Presidential E-Training Initiative. AgLearn supports the President's Management Agenda to expand E-Government and to develop and execute Human Capital strategies. AgLearn improves training by tracking employee's completion of virtual and live courses and aligns training requirements to necessary skills and competencies. All USDA employees have access to online courses available through our enterprise license agreement with SkillSoft courses. Many more courses are available on a government-wide basis through the GoLearn initiative in addition to many extensive libraries of courseware available for purchase.
- USDA recently upgraded AgLearn's underlying software to improve management capabilities and automate completion of Standard Form 182. Future plans include increasing the Skillsoft library to include environmental, safety, and health course catalogs. USDA will continue to deliver mandatory CS Awareness, Civil Rights, and Privacy Basics training through AgLearn.
- ECMM tracks and manages correspondence from public and private sources, or political inquiries as part of the USDA Document Management System. In FY 2008 USDA will enhance ECMM to include capability to detect duplicate documents, continue to issue releases with enhancements requested by users, and research automatic tools for detection and redaction of PII data.
- USDA implemented the Department of Justice's Information System Security Line of Business (ISSLOB) for the Federal Information Security

Management Act (FISMA) reporting. DOJ's CSAM tool provides a central repository and management reporting functionality for all aspects of FISMA testing and reporting. USDA will also use CSAM in its OMB Circular A-123 Appendix A testing of controls over financial reporting in FY 2008.

- The Enterprise Contingency Planning Program (ECP), a joint effort with DA and the OCIO, provides electronic access to the facilities plans, disaster recover plans, and continuity of operations plans. This process is currently under review to determine the most effective means of program delivery.
- USDA purchased the Safeboot product as an enterprise solution for managing and safeguarding data-at-rest for portable computing devices, laptops and desktops. OCIO conducted a pilot with a number of USDA agencies to help ensure successful rollout of the solution. OCIO is currently working with the vendor to address issues identified in the pilot prior to production implementation throughout the enterprise. Using a risk-based approach to deployment, USDA is planning the encryption of laptops initially followed by the inclusion of all desktop systems. Encryption of content of removable media such as DVDs, thumb drives and CDs is planned with the desktop rollout.

Moreover, having completed the most recent five-year strategic planning cycle (2002-2006), USDA developed our IT Strategic Plan for OCIO in June of 2007, which includes provisions for continued support of E-Government activities. In it, we provide the strategic framework for the services we will deliver through FY 2012.

Ms. DeLauro: What are your plans for the use of contractor support in fiscal year 2009? Will any Federal jobs be eliminated and replaced with outside contracts? What happened on this front in FY 2008?

Response: Support services contract use in FY 2009 supplements existing Federal jobs where skills are 1) in short supply or 2) expertise is needed on a limited, transitional, or on-demand basis. Federal jobs are not being replaced by outside contracts at this time. Rather, contracts are used to obtain supporting professional and technical services to meet both strategic and mission-oriented needs throughout the course of the IT investments within the USDA.

An example of these types of contract services are activities required to review C&A documentation for validity, completeness, and compliance with Federal requirements. The benefits from this process are that the USDA is able to discover potential vulnerabilities within these systems that may have otherwise gone undetected. This occurred in FY 2008 and will continue into FY 2009. We also use contractor support for the incident handling process.

For FY 2009, contractors are being used on the Cyber Security Assessment and Management (CSAM) initiative to update templates in accordance with USDA and NIST standards and requirements.

## CONTRACTOR SUPPORT

Ms. DeLauro: To what extent does USDA depend on contractor assistance to carry out its IT responsibilities?

Response: The extent to which USDA depends on IT contractor assistance depends on several variables. Support services contracts primarily serve to supplement existing Federal jobs where skills may be 1) in short supply or 2) expertise is needed on a limited, transitional, or on-demand basis. For example, this usually means that:

- Most development work is done by contractors who have the scarce, high-value development experience that is typically short-term in nature;
- Given their often frequent work in other Federal organizations, contractors can also sometimes provide unique problem-solving perspectives to USDA's IT issues; and
- Contracted IT staff are easier to bring on board quickly (and potentially release quickly) than are Federal employees.

USDA spent roughly \$387 million on IT contractor assistance in FY 2007.

Ms. DeLauro: How many contracts/subcontracts does the OCIO currently administer that provide for the contractor/subcontractor to have their employees report to work at USDA facilities? What is the cost of each those contracts/subcontracts? Who are the contractors/subcontractors that have their employees report to work at USDA facilities? How many employees of contractors/subcontractors report to work at USDA facilities on a daily basis? Which USDA facilities do these employees report to?

Response: The information is submitted for the record.

[The information follows:]

CURRENT FISCAL YEAR 2008 SUPPORT SERVICE CONTRACTS			
COMPANY NAME	CONTRACT AMOUNT	NUMBER OF CONTRACTOR STAFF	USDA FACILITIES TO WHICH THE EMPLOYEES REPORT
20/20 LLC	\$208,049	2	USDA HQ Wash, DC;
Ambit Group	1,680,000	7	Contractor's location
Anadarko	2,628,852	29	USDA HQ Wash, DC
Analytical Solutions	10,303,042	55	Ft. Collins, CO; St. Louis, MO; Kansas City, MO; Ft. Worth, TX; Lincoln, NE; Salt Lake City, UT
Chameleon	1,730,847	25	GWCC, Beltsville, MD
Chickasaw/All-Points	1,243,533	6	Kansas City, KS; GWCC, Beltsville, MD
CITI	1,172,579	5	Kansas City, KS
Collins Consulting	249,000	2	Kansas City, KS; USDA HQ Wash, DC
EC America (Business Objects)	460,800	1	Kansas City, KS
FMI, Inc./N-Link	2,400,000	11	Ft. Collins, CO
G&B Solutions	4,394,000	38	Ft. Collins, CO; Kansas City, MO; USDA HQ Wash, DC; Contractor's location
HHS CASU	450,000	8	USDA HQ Wash, DC; Kansas City, MO; Ft. Collins, CO
IBM	1,010,500	3	Kansas City, MO
IT Experts (ITX)	2,613,376	73	GWCC, Beltsville, MD; USDA HQ Wash, DC; St. Louis, MO; Ft. Collins, CO; Kansas City, MO
JMA (Lockheed-Martin)	4,117,000	25	Kansas City, MO; GWCC, Beltsville, MD
L3 Communications	2,225,190	15	USDA HQ Wash, DC; Kansas City, MO
Microsoft	1,029,165	2	GWCC, Beltsville, MD
Natek	15,609,760	84	GWCC, Beltsville, MD; St. Louis, MO; Ft. Collins, CO; Kansas City, MO
Newberry Group (The)	2,485,200	19	Kansas City, MO; St. Louis, MO
Optimus	2,085,994	12	Ft. Collins, CO; Contractor's location
Oracle	318,816	1	Kansas City, MO
SAIC, Inc.	4,700,000	23	Ft. Collins, CO
Severn	1,013,702	4	Kansas City, KS; GWCC, Beltsville, MD; USDA HQ Wash, DC
Synergetics	433,440	4	Ft. Collins, CO
Unisys	229,500	15	St. Louis, MO; Ft. Collins, CO; Kansas City, MO
Vertex Solutions	850,000	5	USDA HQ Wash, DC
TOTAL	\$53,974,836	465	

Note: CASU is the Combined Agency Service Unit, a program run by the Department of Health and Human Services.

Ms. DeLauro: What expertise is offered by each of the contracts named in the table?

Response: The information is submitted for the record.

[The information follows:]

Contract Name	Expertise Offered
Ambit Group	Supports USDA by offering specialized technical expertise for program management office support
Anadarko	End User Support
Analytical Solutions	Program Management and Lab Support
FMI, Inc. / N-Link	Supports USDA by offering specialized technical expertise for infrastructure planning and management in the areas of Help Desk, eAuthentication and HSPD-12
G&B Solutions, Inc	Technical Support
HHS CASU	HR support, office management support, tracking systems support
IT Experts (ITX)	End User Support and AS-400 support
L3 Communications	Program Management, Technical Support and Security C&A
Microsoft	Program Management, Technical Support, Software and Hardware Support
Natek	Hosting Support, MS Exchange Support, Telephony Support and Telecommunication Support
Newberry Group	Security support, telecom support, mainframe O/S support, help desk support
Optimus	Program Management and Technical Support
SAIC, Inc.	Supports USDA by offering specialized technical expertise for infrastructure planning and management in the area of eAuthentication and HSPD-12 implementation
Synergetics	Program Management and Architecture Support
Unisys	Organizational and Systems Security
Vertex Solutions	Supports USDA by offering specialized technical expertise for infrastructure planning and management in the area of eLearning systems development, operations and maintenance

Ms. DeLauro: Please provide a detailed breakdown of the items included in object class 25.0 and 31.0 for fiscal years 2007, 2008 and 2009.

Response: The information is submitted for the record.

[The information follows:]

IT Related Costs for ITS

FY 2007 - FY 2009 Object Class 25 and 31 Breakdown

(Dollars in Thousands)

Object Class	Description	FY 2007 Actual	FY 2008 Estimate	FY 2009 Estimate
25.20	Other Services	\$1,265	\$1,671	\$514
25.21	Training	509	778	613
25.22	Contracts	40,442	43,871	41,831
25.30	Purchases of Goods/Services from Government Accounts	7,093	2,486	4,003
25.31	Administrative Support Costs	684	1,205	3,596
25.40	Operation & Maintenance of Facilities	37	61	0
25.70	Operation & Maintenance of Equipment	26,743	39,566	28,700
	Total Object Class 25	76,773	89,638	79,257
31.00	Non-Capitalized Equipment	24,537	29,484	2,168
	Total Object Class 31	24,537	29,484	2,168

Note: The increase in Object Class 25.22 (Contracts) from fiscal year 2007 to fiscal year 2008 can be attributed to the completion of the contract consolidations from the SCA to ITS.

Ms. DeLauro: For all of USDA, please provide a table showing by agency the number of individual workstations installed and replaced through fiscal year 2008, and those supported by the fiscal year 2009 funding estimates.

Response: A summary of workstations installed and planned by the SCA through 2008 is submitted for the record. The FY 2009 budget is being requested through the three SCA.

[The information for the SCA follows:]

Agency	Through FY 2008	Planned for FY 2009
FSA	55,159	0
RD	20,252	0
NRCS	39,374	0
CCE Project	2,121	0
Disposed of or Scheduled for Disposal	-69,500	0
Total Workstations	47,406	0



Ms. DeLauro: Please share with the Committee your plans for training, including other courses, in fiscal year (FY) 2009. What was done in FY 2008?

Response: During FY 2008, OCIO has accomplished the following training and development:

- Provided training on a very broad range of installed Microsoft products specifically targeted to compliment the duties of employees of the Technical Services Division (TSD), the Infrastructure Operations Division (IOD) and the Infrastructure Definition Division (IDD).
- Continued to provide training on Microsoft Windows 2003 Server as it was being deployed.
- Provided customer service training to TSD employees.
- Provided one day of personnel management training at the annual FY 2008 Management Meeting.
- Provided multiple candidates for the USDA Project Management and Capital Planning Investment class.
- Provided multiple retirement training opportunities to applicable employees.
- Sent individuals to training related to their individual development/performance plans.
- Provided very targeted training to ITS and FSA employees for new technologies introduced as a result of FSA Stabilization efforts.
- Provided training on the Financial Management Modernization Initiative (FMMI) in anticipation of implementation.
- Provided targeted training for all ITS/SCA employees for Security Awareness, Privacy and PII Awareness.
- Training for all Information Systems Security Program Managers and CS staff on the Cyber Security Assessment and Management tool.
- In-house Best Practices and Lessons Learned sessions on various IT Security topics:
  - Certification and Accreditation
  - Plans of Action and Milestones
  - FISMA
  - Incident Handling and Reporting
  - Disaster Recovery/Contingency Planning
- FY 2008 Planned Best Practices and Lessons Learned sessions:
  - Risk Management
  - C&A Concurrency Reviews/OMB Exhibit 300s
  - Configuration Management
  - Privacy
  - FNS Scanning Practices

In FY 2009, OCIO will use funding to:

- Provide Exchange 2007, Office Communication Server 2007 and SharePoint 2007 training to employees who are going to support a migration to these products. This migration is due to the USDA-wide enterprise messaging project.
- Provide management training on performance management as part of the USDA FCAT-M and FCAT-HR initiatives (President's Management Agenda/Proud-To-Be initiatives).

- Complete a new employee orientation program to make sure all new employees are able to hit the ground running when they join the organization.
- Provide multiple retirement training opportunities to applicable employees.
- Provide project management training and encourage Project Management Professional (PMP) certification.
- Encourage and support certifications in a wide range of disciplines.
- Continue to supply targeted training for new technologies introduced as a result of FSA Stabilization.
- Provide training to managers on life cycle management, strategic planning, personnel management and other management subjects.

Ms. DeLauro: How many people, by agency, work on USDA's websites? What do you estimate to be the USDA annual costs for upgrading and maintaining these Websites?

Response: Approximately 209 Federal and 57 contract employees have some level of involvement in the development, significant maintenance and/or operation of USDA and agency Web sites. (Last year's response was incomplete because it only gave the cost and personnel related to upgrading and maintaining the USDA DA and Staff Offices Web sites.)

For FY 2008 it is estimated that approximately 287 Federal employees and 80 contract employees have some level of involvement in the development, significant maintenance and/or operation of USDA and agency Web sites.

The estimated cost for updating and maintaining these Web sites was approximately \$19.2 million in FY 2007.

For FY 2008 the Department estimates cost for updating and maintaining the deployed Web sites will be approximately \$31.1 million, which includes costs for items such as personnel, contractors, hardware, software and licenses.

Savings accrue to the agencies on a program-by-program basis. USDA does not yet measure savings in terms of enterprise-wide solutions and standards that minimize duplicate acquisitions and development work. For example, our USDA Web standards and style guidelines have been adopted throughout USDA and reduce agency costs for developing their own look and feel relieve the agencies from conducting their own basic Web page design initiatives. The enterprise portal and Web presence initiatives provide tools and processes while taking advantages of the economies of scale that could not be gained if agencies conducted independent, agency-specific acquisitions. We expect that additional cost avoidance will result as USDA further implements its content management tools.

## CYBER SECURITY (CS) PROGRAM

Ms. DeLauro: Please update the Committee on the implementation of the CS Program to include the fiscal year 2009 estimate. Additionally, provide the Committee with an explanation of how the Department can increase and/or maintain full security of information/data as it develops a wireless communication infrastructure.

Response: Throughout fiscal years (FYs) 2008 and 2009, the Department will continue to move to centrally managed automated tools and migrate to enterprise data centers for mission critical IT applications. The Department's Cyber Security (CS) Program will focus on centrally managed automated tools to assist the agencies to quickly and efficiently identify system and network vulnerabilities and implement and track corrective actions. Centralizing the management of vulnerability assessment tools will allow the OCIO to identify agencies that are not effectively conducting periodic vulnerability assessments. Furthermore, these tools will allow the OCIO to centrally monitor and enforce configuration management guidelines. These tools will enable the Department to enforce consistent configuration management settings throughout the Department, thus improving the security posture.

USDA's implementation of a more robust ISSLOB Federal Information Security Management Act (FISMA) reporting tool, DOJ's CSAM, supports the improvement of C&A documentation, a risk based approach to control implementation and vulnerability mitigation, and alignment of FISMA and A-123 common and core controls and the continuous monitoring of those controls. CSAM provides the capability for USDA to assign an 'exploitability rating' to each of the NIST SP 800-53A controls. This will support the Department's risk management program as we can leverage our resources to mitigate the highest and most common risks across the entire IT infrastructure. Additionally, we will experience a level of cost savings in identifying and testing security controls that are inherited by the applications from the General Support Systems upon which they reside. Since FY 2007, the joint CIO/CFO Executive Steering Committee (ESC) has successfully coordinated its FISMA and A-123 control programs. Systems which undergo A-123 control testing during the fiscal year do not need to repeat the tests on the same controls in order to comply with FISMA. The ESC meets weekly with agency CIOs to discuss their progress in mitigating security vulnerabilities. This joint CIO/CFO effort to manage risk across the entire Information Technology program has resulted in increased executive level awareness of control programs and more efficient application of IT resources to protect USDA information assets.

Through the use of BPAs, USDA continues to improve its implementation of security solutions in support of a mature security architecture and use of common tools across the Department. We have pursued common solutions for desktop/laptop encryption, scanning and patching, Federal Desktop Core Configuration compliance, C&A documentation, and various security software solutions.

OCIO conducted a wireless access point security review throughout the Washington, D.C. Headquarters complex. Although minor vulnerabilities were detected, we confirmed that all Wireless Access Points reviewed were encrypted, thus reducing the risk to USDA information. OCIO is updating its Wireless Security Policy to reflect current NIST guidance; included in this guidance is the requirement that all agencies conduct periodic wireless security reviews within their facilities. USDA has added specific wireless

architectural standards to its enterprise architecture program. These architectural standards include security requirements, such as encryption, for the protection of data process via wireless mode.

The Office of CS' FY 2009 funding estimate is \$4,058,000; this estimate is aligned with the Homeland Security Crosscut.

Ms. DeLauro: How much has been obligated to date on the CS Program? Please provide the data by fiscal year.

Response: The following table illustrates OCIO obligations for their CS Program.

FY 2007	FY 2008	FY 2009
\$3,666,000	\$3,989,000	\$4,058,000

#### INFORMATION RISK MANAGEMENT PROGRAM

Ms. DeLauro: Please update the Committee on how the OCIO is strengthening the information risk management program.

Response: OCIO has taken the following actions to strengthen the Department's Information Risk Management Program:

- Continued integrating A-123 Appendix A mitigation actions with FISMA to include formal testing and continuous monitoring of common and core controls;
- Increased emphasis, training and program oversight for the control of PII and Privacy Act implementation and compliance;
- Ensured all IT systems have PIAs and, where needed, published appropriate SORNs;
- Implemented a more robust ISSLOB FISMA reporting tool that includes a risk-based mechanism for determining the exploitability rating of a security control;
- Increased program oversight and training to ensure NIST compliance for contingency planning activities. Reviewed and revised, where needed, all Continuity of Operations Plans to ensure NIST compliance;
- Increased oversight of incident handling and reporting procedures;
- Continued program oversight activities and program improvements initiated in FY 2008 for C&A;
- Increased POA&M management program to ensure that actions to remediate audit, A-123 Appendix A, and C&A IT vulnerabilities are documented and that closure of vulnerabilities is validated through formal testing;
- Implemented regular training for security program managers through the use of monthly lessons learned seminars;
- Launched successful CS Awareness "Road Show" to promulgate consistent security program information to field offices; and
- Continued emphasis and executive oversight of the integration of security requirements with architecture and CPIC programs.

## TELECOMMUNICATIONS

Ms. DeLauro: Please provide information on the implementation of the telecommunications security architecture, and include a specific timeline and cost of implementing the UTN. What are the expenditures for fiscal years (FYs) 2007, 2008 and planned for 2009?

Response: A Universal Telecommunications Network (UTN) lifecycle status is submitted for the record.

[The information follows:]

Background: In order to address capacity issues resulting from the increased use of IT, the Internet, and E-Government to support USDA programs and administrative services, the Department implemented a new enterprise-wide network called the UTN. The UTN project resulted in the development and operation of a shared corporate telecommunications network consistent with the Department's Enterprise Architecture. The primary objective of the Department was to acquire the world-class partners necessary to implement and operate the network throughout the project life cycle. The UTN provides the following:

- A robust corporate telecommunications network that meets Department and agency business requirements.
- A stable Wide Area Network that efficiently integrates telecommunications and security components and is flexible to changes in requirements.
- Cost-effective services that are secure and available 24x7x365.
- The full range of network management functions (i.e., network coordination and monitoring, and fault, performance, accounting, configuration, and security management.)
- Service Level Requirements (SLRs) to ensure that services are delivered consistently with mutually agreed-upon performance metrics. (Note that SLRs define the minimum quality-of-service levels that the UTN is committed to providing consistently to its customers with mutually agreed-upon metrics including performance, outage, and support metrics.)

Goals: The key goals driving this new telecommunications direction include:

- Achieving economies of scale in procuring telecommunications services- The UTN offers the best value telecommunications services, including obtaining the best value to deploy new telecommunications technology and engineering capability.
- Meeting growing telecommunications demands in an efficient and cost-effective manner provide the capability to meet the need for increasing capacity demands brought on by expanding reliance on the Internet and E-Government to conduct business and deliver services 24x7x365.

- Providing world-class security for sensitive USDA information - USDA must ensure the integrity and confidentiality of data transmission with cost-effective controls and risk mitigation strategies.
- Ensuring that the UTN network management processes fully support network service/performance requirements - provide the tools, resources, and processes that increase and drive efficiency and effectiveness for network telecommunications operations and management.
- Providing the highest possible level of customer service - provide the processes, tools and resources required for the monitoring and continuous improvement in the level of service and support provided to our customers.

Current Status/Timeline:

The acquisition phase of the UTN Project was completed in the 1st quarter of FY 2005. A task order was awarded to AT&T Government Solutions through the GSA FTS 2001 contract.

UTN implementation phases 1 and 2 were completed in 2005. In July 2005, USDA deployed the operational infrastructure, and migrated from the 1990's router/circuit technology-based network to a corporate data network backbone that provides USDA agency customers with more secure, robust, and flexible telecommunications capabilities for Internet access and enhanced network support services.

In the first quarter FY 2006, USDA began working on Phase 3 of UTN implementation, an effort to migrate agency WANs to the UTN enterprise backbone. To date, all USDA agencies have either migrated or are engaged in the process of migrating to the UTN.

UTN services will be migrated from the current GSA FTS 2001 contract to the new Networkx contract during FY 2009.

Costs: The Department spent \$10.7 million in FY 2007 and estimates \$11.5 million in FY 2008, \$11.9 million in FY 2009 for managing and operating the UTN network. The increase in expenditures is a result of awarding a new managed services contract in the second quarter of FY 2007 and additional security requirements.

Table: Expenditures for FY 2007 and 2008 and anticipated for FY 2009

Expenditures	FY 2007	FY 2008	FY 2009
Actual	\$10.7 million		
Anticipated		\$11.5 million	11.9 million

Ms. DeLauro: Please provide the Committee with a status update on the Department's efforts to reengineer business processes and reform service delivery in USDA's county offices.

Response: Since 1998, the SCA have been re-engineering business processes, with involvement from staff at all levels in the three agencies. The SCA have developed, piloted and deployed many major BPR projects. A discussion of these projects follows:

- NRCS' ProTracts application manages the cost-share contracting process for NRCS conservation programs. The application eliminates all paper transactions and need for forms, although completed forms are produced for those that need them. The reconciliation of Environmental Quality Incentives Program (EQIP) contracts migrated from FSA to NRCS was 174,000 contracts worth approximately \$1.4 billion; supported expansion of the CSP to include 12,815 contracts awarded and \$172 million obligated. In FY 2005 obligations were \$10 million for Agricultural Management Assistance (AMA), \$172 million for CSP, \$802 million for EQIP. Released the pilot version of a ProTracts Program Ranking Tool to provide a uniform method of ranking contract applications across states. NRCS established a link between Fund Manager ProTracts and Foundation Financial Information System (FFIS) to facilitate obligations and payments. NRCS was the first agency to create a Web application to send transactions electronically to NFC and eliminate duplicate data entry and leveraged the customer database to generate records at NFC.
- NRCS' Conservation Information System 2005 provides monthly executive summary reports for management including: budget data exported from FFIS, T&A data, salary and benefit data, support costs by State/Division from FFIS allocated to County/Office using salaries and benefits for hours worked, and performance measurement data.
- NRCS' Performance Results System (PRS) 2005 was developed to mine performance data from the National Conservation Planning (NCP) database. Completed full integration of PRS in a major release allowing full integration of the NCP database and the NRCS Reference Table database with Toolkit 2004 and PRS 2005.
- NRCS' Executive Dashboard release was a report generator for State Conservationists and senior managers, providing data for analysis of funding for programs, payroll, and projects.
- NRCS Program Operations Information Tracking System (POINTS) Watersheds tracks watershed operations, rehabilitation, and survey status at the State level. The POINTS EQIP developed enhancements for tracking EQIP data. The POINTS Resource Conservation and Development (RC&D) design process was initiated; the POINTS RC&D will track RC&D data for analysis and tracking. Work has begun on building a Contracts Data Mart. The Office Information Profile (OIP) was migrated to the Web Farm. Activity Based Costing and Cost of Programs were two applications developed for use by NRCS leadership for management of NRCS programs.
- NRCS released two tools for service center use, WinPond (a design tool) and Survey Tool (adding contour lines to map products). NRCS linked the Conservation System Guides, Conservation Practice Standards to the Smartech Electronic Field Office Technical Guide (eFOTG) to improve planning efficiency. The functionality of the Conservation System Guides (CSG) with links to the Resource Management System reports was enhanced into eFOTG to improve planning efficiency. The CPS feeds data to Toolkit, PRS, ProTracts, CSG database, and eFOTG to improve efficiency in conservation planning. An Energy Calculator tool is being developed to provide a partial accounting of direct and indirect energy used on-farm. It is intended to allow farmers to compare the relative amount of fossil fuel energy consumed under different crop rotations and management

activities. The latest RUSLE2 version was released for use in Service Center Offices as a water erosion prediction tool for conservation planning. Deploying production version of the Object Modeling System framework deployed to facilitate technology transfer between ARS and NRCS. Developed and released four 3 click energy awareness tools targeted for use by rural landowners for; tillage, nitrogen fertilizer, irrigation, and confined animal housing.

- NRCS Management Applications helped implement Presidential and USDA eGovernment Initiatives including: AgLearn moving e-learning courses to a single USDA site to reduce redundancy; Grant.gov moving NRCS Grant operations to a single USDA site to reduce redundancy; Environmental Systems Research Institute, Inc. SmartBuy utilized enterprise purchase for acquisition of a wide range of GIS tools for agency and partner use; eAuthentication as an early adopter, all NRCS business requiring logons use eAuthentication, facilitating a single sign-on for commonly used NRCS tools and services. More than one-half of the USDA applications using eAuthentication belong to NRCS.
- NRCS National Resource Data Collection and Management was the first step of geo-enabling the National Soil Information System and integrating with field level geospatial tools. The Soil Scientist Toolkit project was initiated to begin developing field level geospatial tools for improving soil scientist productivity and data quality.
- NRCS Natural Resource Data Warehouses and Marts was redesigned with upgraded technology of PLANTS including the Ecological Site Description and Integrated Taxonomic Information System; moving to USDA standard look and feel (USDA initiative). The Soil Data Mart was fully populated with all available soil spatial and tabular data. The Soil Data Mart is the single authoritative source for delivering soil survey data to field offices and the public.
- NRCS National Resources Inventory Remote Sensing Toolkit is in development and includes 10 of the 11 source management tools, 11 of the 14 decision support tools, and all four of the communications tools. The tool has been through the initial testing phase with National Cartographic and Geospatial Center and Remote Sensing Lab staffs. At the three RSL sites, the onsite storage area network systems and servers have been fully implemented for improved storage capability.
- NRCS SNOTEL - NRCS installs, operates, and maintains an extensive, automated system to collect snowpack and related climatic data in the Western United States called SNOTEL (for SNOWpack TELemetry). A Web service was implemented for accessing data used by numerous State and Federal agencies. The process for mapping data from sites to improve usability by customers, the storage of data allowing for the loading of historical data (from two years to 25 years) for analysis efforts by customers, and the storing of daily profile information were improved. Completed a Web-based service that provides multiple reports and formats for precipitation, snow water equivalent, and percent of average data for use by NRCS State offices for local water users. The modification of existing Water Supply Forecasting tools and data access to expand customer options for flexibility in forecasting is being enhanced. Developing a Climate Data Mart application to provide access to climate data for farmer's organizations for conservation planning (drought impacts,



irrigation water management, etc.)). Working with the United States Geological Survey to install Modular Modeling System and Object Modeling System for NRCS can use with SNOTEL and other climate data for providing predictive stream water supply forecasting for the western United States.

- The Soil Data Mart is averaging 12,000 downloaded Soil Surveys per month and 17,800 online reports viewed per month. National Agriculture Imagery Program imagery and CLU datasets were integrated to the Resource Data Gateway. The Web Soil Survey includes integration with the Ecological Site Information System, the PLANTS database, and the OIP database for providing customers the address and phone number of the local USDA service center. Web Soil Survey is self-service technology averaging about 1,400 users per day saving staff time at the county service centers. The Resource Data Viewer was integrated into Web Soil Survey for public Internet access. The Resource Data Viewer provides a simplified graphical interface to the complex soil database to help make effective decisions about managing the land.
- The Multi-Family Integrated System (now Multi-Family Management System) is a major application component that provides a Web-based system for managing RD Multi-Family Housing (MFH) projects and units including facilities, payment, and tenant tracking. During the past FY, upgrades were implemented that enhanced the capabilities for generating monthly project payments; created the FEMA disaster coding for Hurricanes Katrina and Rita; added a new project budget analysis process; upgraded the validation of project addresses to allow for Geo Coding; implemented the use of eAuthentication as the method for authenticating system users; provided new and improved project management and reporting capabilities that provide additional pertinent management data to the MFH borrowers; and added the capability to obligate and track loans made under the new MFH Project Revitalization and Voucher Programs.
- The Guaranteed Loan System (GLS) is a major application that supports all RD and FSA guaranteed loan programs. Upgrades completed the past FYs included enhancements to the Guaranteed Loan Underwriting System to provide automated access to the Housing and Urban Development Scorecard to improve accuracy and an automated interface to Fannie Mae for Credit Bureau reporting. Also completed was an automated interface to the Direct Loan Originating System to capture delinquent funds under the Debt Collection Improvement Act. RD continued with implementing a Web solution which allows private sector single family housing lenders to submit their Loss Claims directly into GLS. Additional enhancements included an automated Web-based solution for processing Loss Claims and Interest Assistance Agreements for the MFH program. RD closed out the year with the conversion of all remaining Web-Focus reports to the data warehouse. Over 450 reports were converted reducing mainframe processing and storage costs. RD also implemented two major projects for the FSA. These projects included enhancements to the Interest Assistance Program to coincide with new program regulations and generating/balancing/printing the Receipt of Interest, Internal Revenue Service Form 1099-INT.
- The Rural Utilities Loan Servicing System is a major application that supports Rural Utilities Service loan programs including electric, telephone, and cable TV programs. This application will replace many disparate and distinct legacy systems and applications that are inadequate to meet the business needs of the program managers and to comply with

Joint Financial Management Program (JFMIP) requirements. Upgrades to this system completed this past FY include enhancements to the cash receipts, monthly billing, and collection processes; support for the dissolution of Rural Telephone Bank stock, and implementation of FEMA disaster declaration (Katrina) requirements.

- The Program Fund Control System is a major shared application that supports the control and use of RD and FSA loan funds. This system has been fully integrated with all automated loan application, approval, and obligation processes for all RD and FSA loan and grant programs. This past FY saw the completion of integration efforts to add new edit and control validations and new reporting capabilities.
- The MortgageServ Loan Servicing System is a commercial-off-the-shelf software package used primarily to service the Single Family Housing Direct Loan Program. This past FY, a new Web site was launched to provide borrowers with immediate access to mortgage account information. In addition, capabilities were implemented to allow borrowers the capability to make mortgage loan payments via the Internet.
- FSA implemented a Web application to leverage and support the USDA Customer Statement for use by the Farm Loan Program Servicing Offices. The Servicing Office employees use the application to answer any questions the customers may have on the USDA Customer Statements. The USDA Customer Statement is part of the USDA's eGovernment Initiative and brings to the farmer and rancher unprecedented online access to their business activities with USDA twenty-four hours a day, seven days a week.
- FSA has implemented several program delivery applications in the CCE Web environment. Some of these applications provide shared services for CCE partner agencies. FSA is dependent on the following CCE Web applications to provide delivery of FSA programs:
  - SCIMS Name and Address application and web services
  - Subsidiary Eligibility application and web service
  - Subsidiary Combined Producer application and web service
  - Subsidiary Payment Limitation application and web services
  - Farm Records System application and web service
  - Farm Reconstitution application
  - Representative Link Manager (eRep) application and web service
  - Compliance web service
  - Direct and Counter Cyclical Program Sign-up application
  - Tree Assistance Program Sign-up application
  - STORM and Homeland Security application
  - Conservation Online system
  - Emergency Forestry Conservation Reserve Program (EFCRP)
  - EFCRP Offers
  - EFCRP Rankings
  - EFCRP Contracts
  - Soils Data Management System
  - Milk Income Loss Contract extension
  - Trade Adjustment Assistance
  - eLDPS
  - Archived Rates
  - Cotton Online Processing Systems
  - State Online Reporting System
  - Electronic Warehouse Receipts

- National Payment Service
- FSA Financial Services

In summary, the SCA have developed, piloted and deployed many major BPR projects, with involvement from staff at all levels in the three agencies. Investments in data warehouses, data centers, security components, and the Web Farms support internal and external data sharing and electronic services. Data storage architecture was finalized and implemented, and it includes disaster recovery, failover and other features. Training is ongoing to ensure employees have the skills needed to effectively use and support the new technologies.

Ms. DeLauro: Please update the Committee on the activities associated with the Freedom to E-File Act (P.L. 106-222).

Response: The SCA, including FSA, NRCS, and RD, met the fundamental requirements of the Freedom to E-File Act's June 20, 2002, deadline by providing the forms and technical capabilities outlined below to farmers, other agricultural producers, and RD customers on June 17, 2002. The technical components and the statistics of this implementation are detailed below. It should be noted that the SCA are continuing to improve the level of electronic service available to customers.

The user-friendly web page, [www.sc.egov.usda.gov](http://www.sc.egov.usda.gov) is copied below:

#### USDA SCA Online Services

##### eForms

Why go down to your local service center - go here to find the forms you need and submit them electronically.

##### eLDP

eLDP services allow producers to request LDPs online and provides greater flexibility to producers who conduct business online and want to avoid travel time to and from the local FSA office.

##### Find LDP Rates

Find county loan deficiency payment rates in a snap.

##### Electronic Direct and Counter-Cyclical Payment Program (eDCP) Service

eDCP allows producers to choose payment options, assign crop shares, and sign and submit their contracts online. Producers no longer have to travel to their local FSA office to complete these tasks and can view and print out submitted contract options at any time.

##### eFOTG

The eFOTG contains technical information about the conservation of soil, water, air, and related plant and animal resources.

##### Financial Inquiries for FSA Producers

Need to inquire about a particular electronic deposit, program payment, debt, or 1099G - go here to view financial information.

##### TechReg

TechReg makes it easy for technical service providers (TSPs) to register and become certified, and for USDA customers to find certified providers.

RD Home Loans

Use this service to get information about your current RD mortgage account or to make a mortgage payment online.

Real Estate for Sale

Check here for Real Estate currently for sale.

Electronic Successor-In-Interest (eSII) Contract Service

eSII service allows Tobacco Transition Payment Program (TTPP) successors the ability to transfer quota holder and producer TTPP contract rights online.

Eligibility Information for Housing Loans

Use the income eligibility calculator for various loan programs.

Guaranteed Lenders/Partners

RHS electronic services for loan status and default status reporting.

MFH Partners

Provide your project budget and tenant residency status information online.

USDA Farm Bill

A collective effort by all USDA agencies to explain the Farm Bill provisions and how they affect you.

The elements of the Web site are described as follows:

**Electronic Forms:** Currently, the SCA have 647 unique electronic forms available for customer access through their common eForms service. Several forms are shared and used by more than one SCA. The FSA has 482 forms available, the NRCS has 9, and RD has 156.

**eAuthentication:** The SCA developed Web-based Centralized Authentication and Authorization Facility WebCAAF - adopted by the Department of Agriculture, and renamed eAuthentication, serves as a fully functional, electronic signature service that provides an electronic alternative to a traditional ink signature in support of the electronic submission of data to SCA field offices.

**Electronic Forms Software Application:** This is the Web-based software application that enables SCA customers and partners to access, save, track, and submit electronic forms and associated documentation to the SCA. The service provides integrated, one-stop access where SCA customers can locate agency forms, obtain instructions on completing the forms, record the necessary data, and submit the data. The E-Forms service is available from the SCA through their common Web site at [www.sc.egov.usda.gov](http://www.sc.egov.usda.gov). The user interface is modeled after FirstGov.

**Electronic Representative:** This is a Web-based service that enables a legally authorized person or entity to have secure online access to the USDA business data of another person or entity.

**Common Launch Point for Other SCA Electronic Services:** The SCA Web sites also host a variety of additional integrated services including:

- Electronic Event Calendar, a Web-based application that enables customers to obtain schedule-based information on SCA events of interest, such as program deadlines, field days, and related activities.
- Real Estate for Sale, a Web-based application that provides an online guide to USDA owned real estate, potential foreclosure sales information which

could include farm/ranch properties, housed, lots and buildings. This site provides access to detailed information about each of the properties and links other USDA Web sites providing a variety of services.

- Customer Statement, a Web-based application that enables customers to view their participation, application, payment status in various commodity and conservation programs, farm loans, and conservation plan and land unit information.
- The USDA OIP system provides comprehensive information for FSA, NRCS, RD offices, plus partner organization offices. This information identifies office locations, the agencies present, mailing and shipping addresses, phone numbers, and agency representatives designated as points of contact.
- Automatic Email List Service, a Web-based application that enables customers to sign up for email lists of interest and obtain information about SCA programs, activities, etc.
- Links to News and Information Web sites, which offer consolidated news, information, and program materials at State, regional, and national levels.
- Direct access or links to other SCA Web-based electronic applications, such as eLDP, eDCP, financial service, financial inquiries, a searchable database of plants and plant information (PLANTS), spatial data delivery system (Lighthouse), and land evaluation and site assessment as well as customers access to farm programs, quarterly trade, economic, and production reports, and other similar agriculture information.

As a result of the SCA efforts, the Government Paperwork Elimination Act (GPEA) requirements were met by the October 2003 deadline (this result does not include the total USDA GPEA requirements). Their work has created a solid, scalable foundation on which the SCA and other USDA agencies can build additional eGovernment services.

In addition, the RMA work with its insurance providers resulted in approval of E-Business Implementation Plans (EBIP) for all crop insurance providers, except the Commonwealth of Puerto Rico. Subsequently, all providers have implemented E-File compliant Web sites. It should be noted that RMA has longstanding issues with the Commonwealth of Puerto Rico regarding data reporting requirements for program delivery. The Commonwealth of Puerto Rico is not in a position to comply with Freedom to E-File Act requirements given current IT capabilities. RMA continues to work with the Commonwealth to rectify this issue.

Ms. DeLauro: How has the delivery of farm services been improved since E-File was implemented? What specific business processes will be automated as a result?

Response: USDA has made changes in the way it does business with its customers. With the enactment of the Freedom to E-File Act, USDA information is provided electronically to agricultural producers. eGovernment is a way to provide information systems that allow customers to receive USDA services electronically. Currently, online forms are available for customers to fill out and submit electronically, by mail, fax, or in person to their local USDA Service Center. Some specific business processes that have been automated as a result can be found through the following E-Government Internet sites:

- USA.Gov (<http://www.usa.gov/>) "Government made easy" - The gateway to whatever you want or need from the U.S. Government. It's an extensive

collection of agricultural, environmental and other online information, plus access to services and resources.

- USDA eAuthentication (<https://pws.sc.egov.usda.gov/login/login.aspx>) - Provides information on the USDA eGovernment initiative, including current applications, progress reports and planning.
- USDA Home Page ([www.usda.gov](http://www.usda.gov)) - The main portal to USDA agencies and offices, featuring the latest news of programs, initiatives, policies and services.
- National FSA Home Page ([www.fsa.usda.gov](http://www.fsa.usda.gov)) - Is the starting point for accessing FSA online, with dozens of links to local offices, program sign-ups, forms, conservation programs, loans, fact sheets, news and information.
- Online Service Center (<http://www.sc.egov.usda.gov/>) - Is the Online Services portal for the SCA. It provides links to eForms (online forms), LDP rates, local Service Center offices, Guaranteed Loans partners, MFH partners, Farm Bill details and tools, news and other information.
- eForms (<http://forms.sc.egov.usda.gov/eforms/mainervlet>) - Provides online access to more than 300 USDA forms to view or print out. These are the forms most commonly used by the FSA, NRCS, and RD. This site also is a starting point to register for e-FILE online, where USDA customers may download, save, complete and submit many of these forms online. This also is the starting point for those who already are registered and have a log-in and password for using e-FILE.
- National NRCS Home Page (<http://www.nrcs.usda.gov/>) - Is the entry point for the NRCS, its programs, news and technical references. There are links for farmers and ranchers, communities, homeowners, teachers and students, and others who have business with NRCS or need information.
- USDA-NRCS Technical Services Provider Registry (<http://techreg.usda.gov>) - Makes it easy for farmers, ranchers and other USDA customers to find certified TSPs for their county, or for individuals to register and become certified.
- NRCS EFOTG (<http://www.nrcs.usda.gov/technical/efotg/>) - Gives USDA customers access to eFOTGs for each state. The guides contain technical information about the conservation of soil, water, air, and related plant and animal resources. Guides used in each field office are localized so that they apply specifically to the geographic area for which they are prepared.
- Plants Database (<http://plants.usda.gov>) - The PLANTS Database provides standardized information about the vascular plants, mosses, liverworts, hornworts, and lichens of the U.S. and its territories. It includes names, plant symbols, checklists, where they grow, characteristics, images, references, crop information, and other data.
- E-answers (<http://e-answers.adec.edu/>) - A searchable Web site that provides reliable, research-based information on a wide range of Extension or Outreach-oriented subject matter from the knowledge base of Land Grant Universities.
- USDA Income and Property Eligibility Site (<http://eligibility.sc.egov.usda.gov/eligibility/welcomeAction.do>) - This site is used to determine eligibility for certain USDA home loan programs. In order to be eligible for many USDA loans, household income must meet certain guidelines. Also, the home to be purchased must be located in an eligible rural area as defined by USDA.
- Regulations.gov (<http://www.regulations.gov/search/index.jsp>) - Online

Rulemaking Management, where USDA customers may offer their comments online concerning proposed rules and regulations authored by USDA agencies.

- Grants.gov (<http://grants.gov>) - Provides centralized Web-based access to apply for and manage USDA grants to rural businesses, state/local governmental units and universities.
- GovBenefits.gov - Your Benefits Connection (<http://govbenefits.gov/jsp/GovBenefits.jsp>) - GovBenefits.gov is a partnership of Federal agencies with a shared vision - to provide improved, personalized access to government assistance programs.

#### GRANTS.GOV

Ms. DeLauro: In your previous responses, you indicated that not all grant programs could accept applications electronically but that the number was growing. What percentage of all applications was submitted electronically in fiscal year (FY) 2008? What is expected for FY 2009? What is the Department doing to encourage greater online participation of eGov initiatives (i.e., in addition to simply making these services available via various websites)?

Response: USDA continues to post all competitive and discretionary grant programs on the Grants.gov Web site. As of May 5, 2008, USDA posted 88 funding opportunities on Grants.gov and 100 percent of them included matching electronic application packages. USDA also received 4,755 electronic applications from the grants community via Grants.gov. USDA is unable to provide a percentage of applications submitted electronically because we do not centrally track the number of paper applications we receive. Nevertheless, we expect a continued increase in usage as more citizens become familiar with Grants.gov and the cost savings attained by using the site to apply for Federal grant programs.

USDA agencies provide information pertaining to Grants.gov in all funding notices, which includes instructions to find and apply for USDA funding opportunities through Grants.gov.

Ms. DeLauro: Please provide the Committee with a description of the online Customer Statement service. Is this service currently available to the rural development community? How many customers had registered for a USDA eAuthentication Level 2 Account as of the end of fiscal year 2007?

Response: The USDA Customer Statement is part of the USDA's eGovernment initiative and brings to the farmer and rancher online access to their business activities with USDA.

The customer statement allows USDA customers to view:

- Their participation, application and payment status in various commodity and conservation programs;
- Information on farm loans; and
- Conservation plan and land unit information.

Access to the customer statement is available to all USDA customers. In order to insure personal identity, the customer must register for a USDA eAuthentication Level 2 Account. This process starts online by creating a user ID and password and confirming the email address. The final step requires visiting a local USDA Service Center to complete the eAuthentication

process.

Currently USDA has issued over 88,750 customers with credentials suitable for access to the customer statement.

On the first visit to the customer statement, the customer is assigned a unique customer identifier (USDA ID) and a default profile is created.

The rural development community is currently leveraging the customer statement for their farm loan information. There is ongoing work with the RD Single Family Housing constituency to populate the USDA ID link in their system so those customers can access this additional information through Customer Statement.

Ms. DeLauro: Please update the Committee on actions taken in response to the Telecommunications Financial Analysis.

Response: Over the last several years OCIO has led a cost management initiative. OCIO and agency telecommunications representatives formed a working group to analyze telephone bills and took action to correct inaccurate charges and disconnect idle circuits. In FY 2007, this effort yielded a savings exceeding \$2.0 million. In addition, OCIO has determined that wireless acquisitions need to be consolidated, and is actively engaging with the General Services Administration (GSA), Federal Strategic Sourcing Initiative (FSSI), to assist in the establishment of a cross-federal contract for wireless purchases. FSSI was initiated by the OMB and is led by the GSA. During FY 2008 USDA is planning an acquisition through FSSI to more effectively manage and reduce wireless costs.

#### IT SECURITY

Ms. DeLauro: What management priority has the Department assigned to protecting the security and privacy of USDA's information resources?

Response: Protection of USDA information resources, especially protection of PII, is a top priority for the Department. In FY 2008, USDA reviewed all PIAs and SORNs to verify that all systems containing PII are documented, reported and appropriately secured. We have developed a training course for Agency Privacy Act Officers which will include lessons learned from this review. Also, USDA mandated Privacy Basics training for all employees, contractors to include seasonal employees.

Incidents that may involve PII are reported to the United States Computer Emergency Readiness Team (US-CERT). Incidents that are determined to involve PII are referred to the Core Response Group, a group of senior level officials including the Chief Information Officer and Chief Financial Officer, the Assistant Secretary for Administration, the Senior Adviser to the Secretary, and the Chief Information Officer and senior management officials of the agency involved. This group assesses the risk and determines the final actions.

The Department is also aggressively pursuing the elimination of the use of SSNs as an identifier in our databases.

Ms. DeLauro: What are the CIO's key goals for improving Department-wide management and security of information systems and telecommunications networks and to what extent is the CIO held accountable for results?



Response: OCIO's key goal for improving Department-wide management and security of information systems is the migration of mission critical systems to enterprise-wide data centers; the implementation of thin client solutions, where feasible; and the centralization of security operational functions, while removing the stove-pipe solutions implemented by agencies individually. This approach will allow the OCIO to leverage technology to obtain a broader oversight role, ensure compliance with Federal requirements, and implement a more cohesive security program. CIOs are held responsible for meeting President's Management Agenda requirements and IT Cyber Security is such a requirement. To remove the existing material weakness with IT security, the Department established an ESC chaired by the Deputy CFO and the Deputy CIO to ensure that the right resources are applied to fix the problem. The role of this ESC has expanded to include the oversight of FISMA security weaknesses as well as those that impact the financial systems.

USDA is in the process of reducing the number of field data centers by requiring all agencies to move application processing to common data centers. This data center consolidation will provide consistent implementation of security controls, but also reduce costs associated with application processing and security.

The Department's CIO and agency CIOs are held accountable for a strong security program at USDA. Security of information is also incorporated into all individuals' performance elements that support USDA processes.

The leveraging of Department-wide common solutions, automated monitoring tools, and increased oversight of the C&A documentation will improve the Department's security posture. The ESC has proven to be an effective mechanism for monitoring the progress and success of agency actions to remediate security vulnerabilities. The number of agencies that report on their corrective actions to the ESC expanded this year from the original six to all agencies in the Department.

Ms. DeLauro: A primary goal for USDA's CIO has been the development of a Department-wide information and technical architecture to improve service delivery through more effective information systems and data management. What efforts are now underway in connection with this overall goal and where does the Department stand on carrying out these initiatives? What is the timeframe for completely implementing Enterprise Architecture (EA)?

Response: The EA program has been an evolving effort since passage of the Clinger-Cohen Act of 1996. The Enterprise Architecture (EA) program is pivotal to providing information about the Department and the underlying relationships between business, data, application, and technology activities supporting USDA's mission. EA is essential for the Department to achieve its strategic goals and objectives. USDA's EA efforts build upon earlier Department-wide frameworks and on the architectures already under development within USDA agencies.

OCIO advances USDA's EA program forward through the following actions:

- The EA Division's (EAD) latest published EA artifacts include: an EA Concept of Operations, Configuration Management Plan, EA Transition Plan, Systems Development Lifecycle, EA Communications Plan and End User Workstation Standards. The Division has recently completed an EA Process Guide and EA Value Measurement Plan. In addition, the Division designed a

survey to measure user awareness and satisfaction with EA at USDA. As the USDA EA program continues to mature, additional processes will be documented.

- USDA continues to populate the Internet-based Enterprise Architecture Repository (EAR) with data describing USDA business areas and their supporting operational infrastructure in compliance with the Federal EA classifications.
- USDA continues to provide training to assist agencies in capturing their respective architectural and investment component data in the EAR.
- USDA used government and industry guidance to continue implementing data management policies and methods in support of the data reference model (DRM) and released the USDA DRM version 2.0 with updated subject areas and information classes.
- The Data Architecture subcommittee of USDA's EA working group continues to improve the quality of data loaded into the repository through examination of data sources and validation.
- USDA outlined several areas of activity for 2008 and 2009 in the *USDA EA Transition Plan* version 2.2. These areas include: security, telecommunications, human capital management, geospatial investments, and financial management.
- USDA continues to implement an EA model for the Presidential E-Government Initiatives, the USDA eAuthentication service, AgLearn, and the Enterprise Shared Service initiatives. These models describe and document the technical, logical, and physical architectural components along with key high-level process flows among the components.
- The EAD continues working with agencies to align all IT investments with the FEA Reference Models and document these alignments in the EAR.
- USDA continues to participate with other Federal agencies in the implementation of the FEA Reference Models through the Chief Architect's Forum, Architecture and Infrastructure Subcommittees; the Federal Health Architecture; Wildland Fire Architecture; and in the Financial Management, Geospatial, Grants, and Human Resources Lines of Business. Most recently, we also support geospatial, security, and budget formulation efforts through their respective communities of practice.
- Recent USDA EA efforts have focused on publishing and implementing End User Workstation standards and IT Network standards. These standards will help support USDA's security architecture and result in cost-saving benefits.

Given the dynamic nature of any organization's EA, including USDA, the Department's EA Program will continue to be refined and updated as the business and IT domains change over time. In the longer term, the Department's EA Program is using a collaborative, federated approach that is expected to yield improved business strategies, more cross-agency IT investments supported through various enterprise-wide IT acquisitions, improved data sharing and management practices, and more effective outcomes by linking investment budgets with key performance indicators.

## IT WORKFORCE

Ms. DeLauro: What did the OCIO do in FYs 2007 and 2008 and what does it plan to do in FY 2009 to address the issues raised in the "Analysis of USDA's IT Workforce?"

Response: The Analysis of USDA's IT Workforce assessed the impact of IT trends on USDA's IT workforce.

The report indicated skills gaps in four key IT Workforce occupations: IT Project Management, IT Security, Enterprise Architecture, and Solutions Architecture. OCIO continues to provide comprehensive Project Management training for IT and non-IT professionals throughout the Department. USDA's IT Investment and Project Management Program has trained 564 USDA employees and non-USDA employees; 298 have received Project Management Professional (PMP) certification from the Project Management Institute since the first class in November 2001. Three classes have been offered to date in FY 2008 and two more are scheduled before the end of the fiscal year (one in Washington, D.C. and one in Kansas City). Additionally, professional certification maintenance training is available online to all USDA employees through AgLearn. USDA will continue to promote these training opportunities as a means to increase the proficiency of its IT workforce. OCIO also encourages agencies to use detail work assignments as a means to improve enterprise and solutions architecture skills.

Ms. DeLauro: Please update the Committee on the latest OMB report on the USDA IT Workforce Capabilities Analysis (ITWCA).

Response: OCIO reports its updates on the USDA ITWCA to the Office of Personnel Management (OPM) who then reports to OMB. The original plan was provided in April 2007 and the most recent progress report was submitted in September 2007. An additional progress report is due in June 2008. The progress reports detail our plan to close identified skill gaps. USDA's plan and progress reports include our potential improvement plans for each of the mission critical occupations; including IT Security, IT Project Management, EA, and Solutions Architecture. The report showed that USDA is making progress toward meeting the goals.

Ms. DeLauro: How many Acquisition Approval Requests (AARs) did agencies request for each FY period since the moratorium was established and what was the annual dollar amount of the AARs?

Response: The information is submitted for the record. These requests are now called IT AARs.

- FY 1997 - 127 AARs submitted for approximately \$284 million
- FY 1998 - 246 AARs submitted for approximately \$380 million
- FY 1999 - 249 AARs submitted for approximately \$415 million
- FY 2000 - 78 AARs submitted for approximately \$430 million
- FY 2001 - 63 AARs submitted for approximately \$195 million
- FY 2002 - 63 AARs submitted for approximately \$182 million
- FY 2003 - 187 AARs submitted for approximately \$446 million

- FY 2004 - 199 AARs submitted for approximately \$625 million
- FY 2005 - 169 AARs submitted for approximately \$940 million
- FY 2006 - 193 AARs submitted for approximately \$580 million
- FY 2007 - 196 AARs submitted for approximately \$660 million
- FY 2008 - 146 AARs submitted for approximately \$661 million (through May 8)

Ms. DeLauro: How many AARs were denied for each fiscal year period since the moratorium was established and what was the dollar amount of the denied AARs by fiscal year? How long does it take, on average, to process AAR requests?

Response: It takes an average of 15 working days (down from 21 working days in the FY 2007 testimony) to process IT AARs.

- FY 1997, 7 AARs were denied totaling \$30 million and two waivers were exempt from the moratorium totaling \$44 million;
- FY 1998, 7 AARs were denied and 3 waivers were canceled by the requesting agency or OCIO due to lack of documentation. Denied amounts totaled \$23 million in FY 1998 and 1999 funds;
- FY 1999, 2 AARs were fully denied and the requesting agency or OCIO canceled 4. Denied amounts totaled \$28 million in FY 1999 and 2000 funds;
- FY 2000, there were 3 AARs that received partial approval. Denied amounts totaled \$15 million in FY 2000 and 2001 funds;
- FY 2001, there was 1 AARs that received partial approval. Denied amounts totaled \$15 million;
- FY 2002, there were 27 AARs that received partial approval. Denied amounts totaled \$30 million;
- FY 2003, there were 187 AARs that received partial approval. Denied amounts totaled \$5.4 million;
- FY 2004, there were 199 AARs that received partial approval. No requests were denied;
- FY 2005, there were 169 AARs that received partial approval. No requests were denied;
- FY 2006 there had been 71 AARs through April 2006 that received partial approval. No requests were denied.<sup>15</sup>
- FY 2007, there were 17 AARs at a value of \$66 Million that were returned to agencies for re-work. One AAR at a value of \$1.4 Million was denied.
- FY 2008, there have been 8 AARs at a value of \$38 million that have been returned to agencies for re-work. No AAR, to date, has been denied outright.

---

<sup>15</sup> USDA is unable to provide the total number of AARs denied, or receiving partial approval, in FY 2006.

Ms. DeLauro: Does USDA's IT AAR process (formerly known as the IT moratorium) remain in effect? Have the terms of the process changed from since last year's hearing record update?

Response: The USDA IT moratorium now referred to as the IT AAR process is still in effect. The current terms of the AAR process are that no funds available to the Department for IT shall be obligated for projects over \$25,000 prior to the written approval of the USDA Chief Information Officer.

Ms. DeLauro: Your 2009 budget request includes a \$200,000 increase for C&A activities. Has the USDA OIG cleared the Department for all of its findings in the OIG's 2005 audit on C&A activities?

Response: The OIG has not cleared USDA for all findings. The increased funding request will ensure that review of C&A documentation as well as independent verification and validation, where necessary, will result in improved quality of the documentation. The quality of the C&A documentation submitted by the agencies continues to improve. For FY 2009, we will implement the C&A functionality of the ISSLOB FISMA reporting tool. The requisite training and the automated analyses should also improve the quality of the documentation.

Ms. DeLauro: In a response in last year's hearing record, you indicated that agencies were unable to identify actual costs for their IT services, which makes it impossible to calculate the savings realized from the 2004 consolidation of IT staff. Please provide an update on agency efforts to calculate actual costs within the OCIO's fee-for-service structure.

Response: ITS has developed and deployed a cost management information system to analyze and report the costs of providing the services identified in the ITS Service Catalog. Services provided to ITS customers are measured with a usage metric, such as staff numbers, for each of those services. Expense reports with usage metrics are provided by the ITS cost management information system to provide unit cost data for every service offering. ITS has utilized the Gartner Group to benchmark costs with the IT industry, examined IT operations for best practices, and evaluated operating expense alternatives for cost-effectiveness. As a result, in FY 2008 ITS was able to provide unit costs for services to the SCA, and in FY 2009, the ITS operating cost is equivalent to peers in the IT industry.

Ms. DeLauro: Please list all USDA agencies that for fiscal year 2009 are requesting a specific increase, based on the justification of increases and decreases, for Department Services/Working Capital Fund increased costs. If necessary, please consult with other appropriate offices in USDA to respond.

Response: There were no specific requests for funds to be dedicated to reimbursements for Department services and/or Working Capital Fund services.

Ms. DeLauro: Is the Department still contracting with the Bureau of Public Debt to provide full human resource support to the ITS organization and also to provide support for a Web-based time and attendance system? What was the cost of this agreement in fiscal years 2007 and 2008 and what is the projected cost in fiscal year 2009? Why did the Department seek the human resource and time and reporting services from outside USDA?

Response: The Department continues to contract with the Bureau of Public Debt's Administrative Resource Center (ARC) - one of a small number of the OMB-approved Centers of Excellence under the President's Management Agenda (PMA) Human Resources (HR) Line of Business - to provide full HR support to the ITS organization and also to provide support for a Web-based time and attendance (T&A) system.

The costs in FY 2007 were \$1,458,363, FY 2008 \$1,533,728, and ITS projects the costs to be \$1,610,000 for FY 2009.

The Department's Human Resources Division (HRD) has the responsibility for supporting OCIO in all aspects of Human Resources. However, with the addition of approximately 700 employees for ITS in FY 2005, HRD did not have existing staff resources to take on the additional workload without hiring a substantial number of additional staff members, which would have significantly delayed convergence. HRD and OCIO also explored support from other USDA agencies, but no USDA agency was in a position to provide the needed support. ITS needed, and continues to need, a high level of human resource support for its employees. In following the Delegations of Authority, HRD continues to be OCIO's Personnel Officer; however, for ITS, HRD, in consultation with OCIO, contracted with the BPD ARC to provide HR services, to include, staffing/classification, labor/employee relations, benefits services, personnel processing and pay/leave support.

One critical management factor in deciding to migrate to BPD was ITS' fee-for-service structure, which requires an effective activity-based costing system that seamlessly links to an employee's Time and Attendance (T&A) records. Employees are able to charge their time directly to projects and, thusly, support a fee for service business model. Employing BPD's T&A system leveraged the Treasury Department's existing expertise with the system and facilitated managerial cost accounting for ITS. Another key feature of the time system is its web-based functionality, which is critical to support ITS' virtual workforce.

Ms. DeLauro: Please provide a table that specifies the IT portfolio spending for fiscal year (FY) 2004 (actual) through FY 2009 (estimated).

Response: The following is the USDA IT portfolio actual and estimated spending for FY 2004 to FY 2009.

IT PORTFOLIO SPENDING

FY 2004	FY 2005	FY 2006	FY 2007	CY 2008 (Proposed)	FY 2009 (Estimated)
\$1,666,810	\$1,840, 960	\$1,964,460	\$2,124,530	\$2,281,000	\$2,436,420

Ms. DeLauro: Last year's hearing record indicates that USDA was planning to finalize a Departmental regulation to provide workstation standards (including guidance for refreshing of personal computer equipment) by the end of January 2008. Please provide a copy of this regulation to the Committee.

Response: The End-User Workstation Standards Departmental Regulation (DR) and Appendices A, B, and C were published in the 2nd Qtr FY08. The Appendices D and E are in draft and undergoing review. See link for End-User

Workstation Standards DR <http://www.ocio.usda.gov/directives/doc/DR3170-001.htm>. The IT Network Standards DR was published in 2nd Qtr FY08. The Appendices are in various stages of clearance at the time of this report. See link for IT Network Standards DR <http://www.ocio.usda.gov/directives/doc/DR3180-001.htm>.

#### COMMON COMPUTING ENVIRONMENT

Ms. DeLauro: Is there a procurement strategy in place for the CCE? If so, what is your procurement strategy? How are you coordinating the procurements? Who is responsible for the procurement strategy?

Response: The ITS procurement strategy is to utilize best practices in acquiring IT to include: commercial item contracting, the General Services Administration's Federal Supply Schedule contracting, and source selection strategies to meet our small and small disadvantaged business goals. The coordination and integration of acquisitions allows ITS to combine the requirements and acquire supplies and services previously procured through separate SCA contracts. A comprehensive plan for filling ITS' requirements in a timely manner and at a reasonable cost has provided benefits to reduce overall costs, improve quality, and increase end-user satisfaction. Requirements for services will be performance-based to the maximum extent practicable with clear and objective performance standards and measurable/surveillance tools. ITS has established a procurement staff through the Office of Procurement and Property Management (OPPM) to provide acquisition support.

Blanket Purchase Agreements (BPA) were established for IT hardware (servers, personal computers, laptops, tablets, monitors, printers, faxes, plotters and telephone systems). These acquisitions have allowed ITS and OPPM to streamline the purchase process and ensure that IT hardware and equipment is available to the SCAs in a timely manner to meet their program operations.

Ms. DeLauro: What was done in fiscal year 2008 and what is planned for fiscal year 2009 to increase the security of CCE information and technology?

Response: For FY 2008, ITS is providing enhanced security features for SCA systems (which includes the three General Support Systems (GSS) End-User Computing, Telecommunications, and Hosting Infrastructure) and data. ITS finalized the C&A reviews from FY 2007 to achieve full accreditation, including risk assessments, disaster recovery planning, and penetration testing. ITS is continuing to build upon that baseline to improve the infrastructure security posture. Security metrics have been developed and are being monitored in-house for feasibility and compliance.

Recent progress includes:

- Coordinated effort by senior management to prioritize and remediate A-123 and the OIG Audit deficiencies. The OCFO and the OCIO joined together to address the ongoing IT material weaknesses and to provide leadership and direction.
- Enhanced corporate understanding and knowledge of the NIST 800-53 controls remediation processes, and required validation testing of corrective actions.

- Continued to meet the FISMA Green Standards for vulnerability scanning. The scanning operations will continue automating and streamlining the process, and ITS expects continued FISMA success in this area. Transition to a new software product both decreased program costs and improved scan performance.
- Improved the report format of the list of vulnerabilities sent to remediation personnel. This report format reduced the amount of data remediation personnel had to read, so they could quickly get to the information on what systems needed to be fixed. A metrics report that allows managers to prioritize vulnerabilities and focus the remediation staff effort on critical/wide-spread vulnerabilities first was implemented.
- Improved the Automated Access Control System (ARIS) used to monitor all account requests, modifications, and deletion requests from the customer agencies. The Magic Merlin application was upgraded in August 2007, providing the SCA with increased functionality and reporting capability.
- Implemented the ARIS database allowing ITS to track access for users. This is also used to generate reports sent to ITS management for verification of access. Completed 100% review on all ITS employee and contractor accounts. Further matured the access control processes to strengthen internal controls.
- Implemented a zero tolerance policy for Peer-to-Peer activity on the network. Established a keylogger monitoring program to follow-up on suspected compromised computers accessing USDA resources from non-government equipment.
- Collaborated with CS to implement a Lost and Stolen Equipment hotline to ensure timely reporting of PII and/or sensitive information to meet OIG, Departmental, and Federal standards.
- Implementation of encryption on all user workstations (approx. 55,000) as a compensating control to protect and encrypt privacy information.
- Completed Incident Handling exercises jointly with our customer community. Integrated exercises provided a comprehensive testing experience and fostered greater understanding and awareness on interdependencies.
- 100 percent completion in FY 2008 Security Awareness Training by employees and contractors.
- Enhanced audit logging capabilities and implemented a formal log review process. Integration between the audit log monitoring and the incident handling processes ensures a timely response to suspicious activity.
- Expanded the usage of Intrusion Detection System (IDS) to provide additional monitoring points within the network. IDS functionality has been upgraded, while also cutting costs by switching platforms.



- Developed a process to formally track and monitor usage of system accounts within the CCE environment.
- Transitioning to new Homeland Security Presidential Directive (HSPD)-12 processes throughout the organization for credentialing. Expediting implementation of the dual-factor authentication capabilities that the HSPD-12 infrastructure introduces.
- Established a security watch desk program to monitor publicly announced vulnerabilities for software installed within our environment. Quicker notification allows timely action to secure the environment versus relying solely on the monthly scanning process to identify new vulnerabilities.

For 2009, OCIO-ITS will strive to mature the SLA process and will be providing customer performance metrics for accountability. ITS intends to focus on the following security areas:

- Full implementation of enterprise wide hard disk and removable media encryption solution.
- Compliance with the Federal Desktop Core Configuration (FDCC) requirements.
- Improve media sanitization practices and provide our customer base additional options to protect both electronic and hard copy data.
- Complete initial HSPD-12 requirements for mobile users and strive toward full implementation for all staff.
- Expansion of the audit log monitoring program to encompass additional software components installed throughout the environment.
- Provide state-of-the-art operational security controls to fully protect customer business applications and sensitive data. Ensure alignment to NIST 800-53 Internal Controls.
- Move towards a tightly integrated security framework to further leverage existing toolset with minimal additional investment.
- Strive to fill security vacancies and provide stability to the security support staff.
- Improve security controls for non-government equipment introduced on the ITS network.
- Utilize information from various security tools to better understand the environment and correlate events.

Ms. DeLauro: What management controls are in place or planned to ensure that the funds for common computer environment are spent for the purpose for which they are intended?

Response: Strong management controls are in place to ensure that the CCE, through ITS, is managed successfully and that funds are used for their

intended purposes. The ITS organization reports to the Associate Chief Information Officer (ACIO) for Integration and Operations, supported by an ACIO and Deputy ACIO for ITS and Service Line Managers, and is accountable to the ACIO for Integration and Operations, the CIO and the ITS Management Oversight Committee (IMOC), comprised of one voting member (appointed by the respective Under Secretary or State Office Executive) from each of the SCA, OCIO, and OCFO. It should be noted that the ITS IT and Funding Committee (ITFC) plays a subordinate role to the IMOC in that the ITFC works to provide recommendations to the IMOC on budgetary and infrastructure issues. The ITFC is comprised of the CIOs of the SCA, and representatives from OCIO and OCFO.

The IMOC sets priorities and performance metrics, and reviews operational success and includes SCA and OCIO leadership. The ITS ITFC, consisting of agency CIOs, OCFO, and ITS representation, provides input and reviews investments and policy decisions on a routine basis. They will also ensure alignment with overall priorities and direction, serve as the agencies' customer advocates and develop recommendations and identify issues to be addressed by the IMOC.

It should be noted that there was no appropriation for the CCE for FY 2008, nor is one anticipated for FY 2009. The SCA requests funds for the CCE in their separate appropriations, and ITS gets funding through the SCA.

Ms. DeLauro: When CCE-related spending is aggregated from the service center agencies, how much of the fiscal year 2008 appropriations and fiscal year 2009 request will go towards the procurement of each of the following items: servers; workstations; printers; digital cameras; PDAs; and Blackberries? Please breakout spending for each of the service center agencies.

Response: There is no funding currently identified in the fiscal year 2008 OCIO/ITS Spending Plan for the acquisition of any of these items. The service center agencies will be determining what items they will need and fund for the remainder of this fiscal year.

Ms. DeLauro: Please provide a detailed breakout, by agency, of the total number of USDA employees and their associated costs working on the Service Center Modernization Initiative.

Response: OCIO-ITS, which now has responsibility for the Service Center Modernization Initiative - IT (SCMI-IT), also known as the CCE, had 655 employees in FY 2007 with salary and other associated costs totaling \$75,992,400.

Currently for FY 2008, ITS is projecting about 625 FTE and \$74,480,000 in associated costs.

Ms. DeLauro: Please provide a listing of contracts for the Service Center Modernization Initiative that were approved in fiscal years 2007 and 2008. Include in the listing, the name of the contractor, the purpose of the contracts, and the fiscal year and cumulative contract costs.

Response: The following listing of major contracts includes those funded from CCE appropriations and those funded using SCA funds to cover shared cost items.

[The information follows:]

FY 2007

Agency, Authorizing Entity, or Contractor	Purpose	Cumulative Cost
Anadarko Industries	Contract support for Benchmark Project - Line 002	\$300,000
FSA	GIS support/56 Staff Years	4,549,000
FSA	FSA Stabilization Project	4,507,000
FSA/APFO	NAIP Charges from 2004 agreement over-estimate	507,985
General Dynamics	43-3151-5-8075	100,000
GSA	Beacon Street LAN & Electrical Upgrades	666,833
ITS/WCF	2007 Software Licenses	497,000
ITS/WCF	WCF-ITS Operational Expenses	65,101,346
ITS/WCF	BPA equipment buy for FSA	7,965,365
ITS/WCF	FSA Stabilization Project	11,935,200
ITS/WCF	End of 2006 Initiatives-Equipment BPA/3 PO's	4,421,205
NITC	FSA Stabilization Project	500,000
PC Mall	Sun Microsystems E2900 ServersTech	192,992
PERSONAL PROPERTY SYSTEM	Personal Property Management system	52,528
TKC Integration	IDD/Tapeless Backup	99,075
TKC Integration	VMWare Products - Line 001	652,961
Unitech Consulting, LLC	TSD/WDC Support for Large Office for AS400's	1,200,000
Various	Closing of prior year frame relay circuits	120,470

FY 2008

Agency, Authorizing Entity, or Contractor	Purpose	Cumulative Cost
ANADARKO	End User Support	2,628,852
Analytical Solutions, Inc.	Infrastructure Deployment Support	9,344,056
Analytical Solutions, Inc./CGI-Federal	Architecture Support	958,986
Evergreen IT Solutions/L-3 Communications	Program and Technical Support	2,588,014
IT Experts (ITX)	Service Desk Support	2,613,376
Inscope Solutions	Microsoft Technical Support	816,556
Microsoft	Microsoft Premier Support	93,610
Natek	Architecture Support, Hosting, Exchange, VOIP Telephony, Telecommunications Support	1,029,165
NITC	Web Farm Support, Tabular Data Warehouse, GSM, eFunds, ABC Collaboration, Flexi Site	15,609,760
Synergetics	Program Management and Architecture Support	3,867,431
Unisys	Organizational and Systems Security	433,440
Unitech Consulting	End User Support	229,500
Various	FSA - Agency Specific Licenses	2,672,577
Various	NRCS - Agency Specific Licenses	4,754,856
Various	RD - Agency Specific Licenses	148,769
Various	Enterprise (CCE) Licenses	1,100,077
Various		23,155,585

Ms. DeLauro: In the OCIO's responses to questions for the record last year, you indicated that the Service Center Modernization Plan will surpass the original expectation of the Return on Investment. Please provide the actual figures (updated, as necessary) showing the projected annual return on investment in November 1999 and the present analysis for the SCA modernization initiative. Please breakout the dollar figures by infrastructure costs and all of the other costs associated with the current modernization plan. If the Department develops an exhibit 300 for this project, please provide that for the record.

Response: The projected annual return on investment reflected in the November 19, 1999, Service Center Modernization Plan ranged from 34-45 percent. The range reflected variable investment options for CCE that were yet to be decided on, and are displayed in the table below.

[The information follows:]

Category	Description	Dollar Amount
Cost of Reengineering		
A. Cost to Implement Business Process Reengineering (BPR) Projects	Estimated cost of required resources to implement the original 17 BPR projects, including personnel compensation, and travel, contract support, IT, GIS base and data layers , and miscellaneous costs	\$408,139,317
B. Additional Operating Costs	The estimated operating costs during the entire period of analysis, 1998-2011, for resources required to implement all 17 BPR projects, above and beyond existing Service Center Resources	317,321,078
C. Cost of the CCE	Cost of the CCE The estimated cost for implementing, operating, and maintaining the CCE. CCE is required for successfully implementing the BPR projects. The source of these cost estimates is the draft FEDSIM report titled Solution Candidates Benefit/Cost Analysis, dated September 1997. Since 18 possible combinations exist (six for servers, three for infrastructure), three alternatives were defined for presentation of this study - a high price alternative, a medium price alternative, and a low price alternative. These numbers are initial, and are subject to change. The incremental cost of each alternative is computed by subtracting out the Status Quo costs beginning in 2002. High Price Alternative (Server Alt 3A and Infrastructure Alt 3) Middle Price Alternative (Server Alt 4A and Infra Alt 2) Low Price Alternative (Server Alt 5D and Infra Alt 1) *Figures represent Total Cost of Operations, not just Capital Improvements	1,675,870,222 * 1,168,202,322 * 842,128,062 *
Total Cost to Reengineer USDA Service Centers (Sum of A, B, and C [per alternative])	High Price CCE Alternative Middle Price CCE Alternative Low Price CCE Alternative	2,401,330,617 1,893,662,717 1,567,588,457

Process Savings		
D. Program Process Savings	The value of the estimated savings in personnel time resulting in improvements in program processes expected to be realized by BPR. This represents productivity gains or opportunity cost savings and should not necessarily be interpreted as budget savings.	4,416,933,279
E. Administrative Process Savings	The estimated value of savings resulting in improvement to administrative processes related to the management and administration of directives, vehicle fleets, hiring, and travel. The source of estimated savings is the report produced by Reengineering Team 4 entitled Blueprint for Change, Business Case and Implementation Plan, dated June 1997.	975,083,333
F. Reduction in Phone Lines	The estimated savings for reducing the number of Service Center phone lines. This savings is made possible due to administrative convergence and LAN/WAN/Voice technology.	67,835,820
G. Consolidation of Forms	The estimated savings in printing and postage resulting from the consolidation of forms as addressed by the Quick Hits BPR project.	8,663,325
Total Process Savings	Sum of D, E, F, and G	5,468,515,757
Return on Investment		
H. Net Internal Savings	The amount of savings above and beyond total costs for: High Price CCE Alternative Middle Price CCE Alternative Low Price CCE Alternative	 3,067,185,140 3,574,853,041 3,900,927,301
I. Customer Benefits	The estimated monetary benefits that are expected to accrue to USDA customers, partners, and the public as a result of reengineering the USDA Service Centers.	773,108,880
Net Benefit of BPR	The sum of net internal savings to USDA plus customer benefits (H and I). High Price CCE Alternative Middle Price CCE Alternative Low Price CCE Alternative	 3,840,294,020 4,347,961,921 4,674,036,181

Internal ROI	ROI without taking customer benefits into consideration. ROI, as measured here, is the internal rate of return, i.e., annualized measure of the net savings divided by investment, or cost to implement. ROI is an important factor when considering between investment alternative(s) and the status quo.	
		High-end Alternative 28%
		Middle Alternative 34%
		Low-end Alternative 38%
Total ROI	ROI with customer benefits taken into consideration.	
		High-end Alternative 34%
		Middle Alternative 40%
		Low-end Alternative 45%

Our piloting activities have indicated that our original benefit estimates were understated. Additionally, our early experience with CCE investments was that our equipment costs ran about 40 percent less than anticipated. These increased benefit and lower cost experiences are strong indicators that the ROI will be higher than the ranges used in the Service Center Modernization Plan. However, the SCMP estimates were based on a CCE budget that was strictly infrastructure related. In the past four budgets, significant dollars have been included in the SCMP budget for purposes other than providing basic infrastructure. Most notably, there has been a large increase in funds to be used for the acquisition of digitized data. Although we believe the acquisition of the base data is essential to the success of the SCMI and provides a substantial ROI, those expenditures were not in the original estimates. In fact, the SCMP developed in FY 1999 did not contain specific funding needs for FSA GIS data acquisition, since FSA did not identify or request funding to support those needs until the submission of their FY 2003 budget request that was prepared in FY 2001.

The first year that FSA requested a substantial funding increase for GIS data acquisition was in FY 2003 under FSA's salary and expenses (S&E) account. Per the FY 2003 President's budget, these funds for GIS data acquisition were approved, but put under the OCIO/CCE account. Additional funds for FSA modernization, operations and maintenance and SCMI were also approved for FSA, but under the OCIO/CCE account.

FSA has continued to request funding for GIS data acquisition under the OCIO/CCE account in FY 2005, FY 2006 and FY 2007. FSA's funding requests have continued to be approved under the OCIO/CCE account at various request/base levels. Reductions made to FSA's requests under the CCE account, reductions made to FSA's requests under their S&E account, increased operational expenses, and increased contributions to Departmental and Presidential E-Government initiatives, have required FSA to realign funding availability in their S&E account and the OCIO/CCE account to support the above-mentioned needs. In addition, increases to support FSA's critical modernization efforts have not been received due to the OCIO/CCE account being held to its base levels and/or the increases greatly reduced. This has also required FSA to realign funding to keep our modernization efforts moving which is critical in supporting the next Farm Bill.

As a result of these realignments, FSA has sought alternative funding sources to support GIS data acquisition. In the FY 2006 President's budget under the OCIO/CCE account, FSA requested an increase of \$14,251,000 for GIS data acquisition over the base amount of \$11,763,000. In addition, FSA also requested an increase of \$2,073,000 for the modernization of the agency's State Office County Reviewer's System for a total increase request of \$16,324,000. The increase request of \$14,251,000 for GIS data acquisition was to replace the need for CCC funding to support this effort.

A copy of the Exhibit 300 for this project as well as for USDA's Information, Office Automation and Technology Exhibit 300 are submitted for the record.

[Clerk's note: Because of the length of these documents they are not printed in the hearing volume. The Subcommittee will maintain a copy in the official files.]



Ms. DeLauro: How are you maintaining the integrated project plans, dependencies, and milestones and who is responsible for the results of the Service Center Modernization Initiative?

Response: The Association Chief Information Officer (ACIO) for ITS is responsible for management of the SCMI-IT functions that were consolidated into ITS in November 2004. With the completion of SCMI-IT and emergence of ITS managing the CCE in an operational mode, integrated project plans have given way to the functions and responsibilities of the former SCMI-IT teams being mapped to ITS to ensure that all functions are properly accounted for. In addition, we have mapped the functions of the former SCMI-IT teams to the services offered in the ITS Service Catalog. This ensures that not only are the SCMI-IT functions mapped to the new organization, but they are identified within a specific service offering. Project plans are developed as needed, when there are new initiatives with clear beginnings and endings, and controls are in place to ensure that interdependencies are addressed.

Clear expectations and accountability/performance measures are established in SLAs with the customer, linked to Operational Level Agreements, which will be used internally to quantify the level of success of ITS.

The organization is focused around the delivery of eight classes of technology services:

- Telecommunications (voice, data) including wireless;
- End user computing environment management;
- Application development and deployment;
- Hosting and Web services;
- Data utility services;
- Security services;
- Customer Support; and
- Acquisition and asset management.

The ITS organization reports to the ACIO for Integration and Operations, supported by an ACIO and Deputy ACIO for ITS and Service Line Managers, and is accountable to the ACIO for Integration and Operations, the CIO and the ITS Management Oversight Committee (IMOC), comprised of one voting member (appointed by the respective Under Secretary or State Office Executive) from each of the SCA, OCIO, and OCFO. It should be noted that the ITS IT and Funding Committee (ITFC) plays a subordinate role to the IMOC in that the ITFC works to provide recommendations to the IMOC on budgetary and infrastructure issues. The ITFC is comprised of the CIOs of the SCA, and representatives from OCIO and OCFO.

The IMOC sets priorities and performance metrics, and reviews operational success and includes SCA and OCIO leadership. The ITS ITFC, consisting of agency CIOs, OCFO, and ITS representation, provides input and reviews investments and policy decisions on a routine basis. They will also ensure alignment with overall priorities and direction, serve as the agencies' customer advocates and develop recommendations and identify issues to be addressed by the IMOC.

It should be noted that there was no appropriation for the CCE for FY 2008, nor is one anticipated for FY 2009. The SCA requests funds for the CCE in their separate appropriations, and ITS gets funding through the SCA.

Ms. DeLauro: Please provide a comprehensive table that lists all of the major Service Center systems requests included in the 2009 budget as well as previous major Service Center modernization initiatives. The table should display cost data for each item by year from 2000 through an estimated 2009 for all of the agencies participating in the Service Center initiative including OCIO.

Response: The information is submitted for the record.

[The information follows:]

(Dollars in Thousands)

System or Application	FY 1999 thru FY 2001	FY 2002	FY 2003	FY 2004	FY 2005	FY 2006	FY 2007	FY 2008	FY 2009
Farm Loan Program Information & Delivery System	\$970	\$2,718	\$3,760	\$3,350	\$2,950	0	\$2,464	\$3,826	\$3,826
New Guaranteed Loan System (FSA funding requests only)	4,201	804	1,500	863	0	0	600	896	896
Natural Disaster Relief Programs	187	297	360	836	0	0	0	191	191
Acreage Reporting & Compliance Systems	379	629	653	853	260	\$168	0	294	294
SCIMS: Farm Programs Management System and Customer Name/Address & Subsidiary System	1,350	3,879	3,592	3,869	3,874	2,080	792	3,056	3,056
Tobacco Mainframe and Field Office System	100	372	372	1,576	0	0	0	0	0
Conservation Reserve Program	322	300	680	3,612	0	1,925	2,018	1,500	1,500
Program Funds Control System (PFCS, FSA Ofunding requests only)	1,347	2,792	4,480	800	687	0	508	806	806
Financial Management Information Systems	0	0	0	0	5,801	3,928	626	681	681
County Office Reviewer Program	0	0	0	0	0	0	0	0	0
Modernize and Innovate the Delivery of Agricultural Systems (MIDAS)	0	0	0	7,785	8,863	40	3,200	2,000	0
GLS	25,000	2,332	6,569	3,362	5,478	5,568	2,890	2,868	2,939
MFIS now called Multi-Family Management	6,470	800	446	1,538	1,610	1,830	1,770	1,700	1,738
Combined Administrative Management System	11,640	3,495	4,200	3,215	2,375	3,117	2,533	2,500	
National Plant, Animal and Ecological Information System	9,500	1,000	925	800	750	700	700	700	
National Soil Information System	10,000	3,000	3,000	3,000	3,000	3,000	3,000	3,000	
Field Level IS CCE/Shared Information System	117,000	33,700	27,900	25,000	24,000	24,000	24,000	24,000	
Strategic Analysis and Assessment Information System	15,500	4,900	3,200	3,200	3,000	2,700	3,000	3,000	

Ms. DeLauro: Since fiscal year 2001, this Committee has appropriated over \$700,000,000 for the common computing environment. Please tell the Committee what the return on this investment has been for the taxpayer.

Response: The projected annual ROI reflected in the November 19, 1999, Service Center Modernization Plan ranged from 34-45 percent. The range reflected variable investment options for the CCE that had yet to be decided. Piloting activities have indicated that original benefit estimates were understated. Additionally, early experience with CCE investments was that equipment costs ran about 40 percent less than anticipated. These increased benefit and lower cost experiences are strong indicators that the ROI will be higher than the ranges used in the SCMI. However, the SCMP estimates were based on a CCE budget which was strictly infrastructure related. In the past three budgets, significant dollars have been included in the SCMP budget for purposes other than providing basic infrastructure. Most notably, there has been a large increase in funds to be used for the acquisition of digitized data. Although it is believed that the acquisition of the base data is essential to the success of the SCMI and provides a substantial ROI, those expenditures were not in the original estimates. The original ROI was estimated based on assumptions made prior to the start of the program concerning a range of the benefits to be derived by the agencies as a result of modernization. These included, but were not limited to, 1) reduced labor costs from business process engineering initiatives made possible by SCMI, 2) reduced administrative costs as a result of administrative convergence, and 3) reduced costs for postage, mailing, and communications as a result of enhanced telecommunications capabilities. The actual benefits are currently being reevaluated as part of an ongoing initiative between ITS and the SCA.

During FY 2003 and 2004, significant effort was placed on merging the three agencies' IT organizational components that support the overall infrastructure of the SCA Enterprise. The reorganization package for the consolidated IT infrastructure staffs for the SCA was submitted and approved. The OCIO selected ITS as the name of the converged organization, which came into being on November 28, 2004. ITS replaced a network of cross-agency teams used to coordinate IT infrastructure investment within the SCA and allows for unified management of the IT infrastructure. ITS is focused around the delivery of the following classes of technology services: Acquisition and Asset Management, Application Development and Deployment, Customer Support and End User Computing, Data Utility, Hosting, Security, Telecommunications and Web Services. SLAs that specify performance metrics are being negotiated with the SCA for each class of service; Security SLAs have already been negotiated. ITS provides a suite of services to the SCA. The cost of these services is factored into the SCA cost of doing business. Therefore, the true ROI in the CCE infrastructure is determined by the agencies that deliver the programs utilizing the CCE. ITS will work with the SCA to better determine the ROI; processes are being put in place (such as the cost management information system tool and process), and studies are being implemented (such as the Gartner benchmarking study with ITS) that will enable ITS to articulate the ROI by the end of FY 2008. Section I.E.4.a. of the SCMI-IT OMB Exhibit 300 specifically addresses the quantitative benefits of the SCMI infrastructure.

Ms. DeLauro: How many web applications are being supported in fiscal years 2007 through 2009? Please update last year's table.

Response: The information is submitted for the record.

[The information follows:]

Agency	Actual FY 2007	Actual FY 2008	Projected FY 2009
FSA	130	161	194
NRCS	218	245	272
RD	82	90	98

The number of hosted Web applications is not necessarily indicative of the size of the Web Farm. For example, a major application like Program Funds Control System used by FSA and RD is counted the same as an agency Home Page. Some applications are actually suites of applications and each agency counts them differently.

Ms. DeLauro: How much funding was spent at the interagency Interoperability Lab in each of fiscal years 2001-2008? How much is proposed in fiscal year 2009?

Response: The following table shows the spending levels of the Interoperability (IO) Lab:

FY	Amount
2000	\$2,000,000
2001	3,000,000
2002	3,300,000
2003	5,000,000
2004	5,555,800
2005	9,600,000
2006	7,100,000
2007	8,500,000
2008	9,344,056
2009 (estimate)	9,735,686

Ms. DeLauro: What does the Interoperability Lab do?

Response: The IO Lab is part of the Infrastructure Deployment Branch (IDB) with the primary purpose of ensuring that all components of the ITS End User infrastructure functions efficiently with minimal risk. The IO Lab provides comprehensive change management, integration, certification and deployment services that ensure the safe introduction of new and interoperable hardware, software, and security patches to the FSA, NRCS, and RD technology infrastructure that delivers services to customers. IDB's procedures include rigorous change request evaluation, integration, documentation, security assessment, lab certification testing, field-testing, and deployment support and planning for all approved changes into the End User environment. Activities include full-scale participation and involvement in requesting, deploying, and supporting changes to the ITS End User infrastructure.

Ms. DeLauro: Please update the table in last year's hearing record listing the current enterprise licenses managed by OCIO ITS for the service center agencies (SCAs).

Response: The current enterprise licenses managed by OCIO ITS for the SCA is shown below.

[The information follows:]

Microsoft Products	Quantity
Windows XP Professional SA	50,000
Office Professional SA	50,000
Front Page Lic/SA	1,050
Publisher	3,050
MapPoint	300
Exchange CAL SA	50,000
SharePoint Server Lic/SA	4
SharePoint Portal CAL Lic/SA	50,000
SQL CAL SA	50,000
Systems Mgmt CAL SA	50,000
Windows CAL SA	50,000
Project Professional	60
Project CAL Lic/SA	650
Visio Professional SA	350
Exchange Server Enterprise SA	100
Host Integration Server Lic/SA 1 Processor License	2,700
ISA Server Enterprise Edtn SA 1 Processor License	5
MOM Operations Mgr Base SA 1 Processor License	6,300
MOM Application Mgmt Pack SA 1 Processor License	6,300
SQL Server Standard Edtn SA	2,756
SQL Server Enterprise Edtn SA	172
SQL Server Enterprise Edtn SA 1 Processor License	72
Systems Mgmt Server SA	156
Windows Server SA	3,750
Microsoft CRM Client Licenses	10,000

Other Products:

- ESRI GIS Software - enterprise license;
- McAfee Anti-Virus and Scanning Software - 60,000 licenses;
- VERITAS Backup Software - 50,000 individual licenses, 3000 server licenses;
- Magic Solutions Help Desk software - licenses for 1100 IT staff and 50,000 users; and
- Additional Utilities - Active Roles, RPM, Adobe, Rumba, etc.

## OMB MANAGEMENT WATCH LIST

Ms. DeLauro: How many business cases for IT have been approved by OMB for fiscal year 2009 spending? Please provide a list of the approved business cases and the cost for each? Please explain the significance of a business case being on the OMB Watch List.

Response: The following table provides the list of submitted business cases for fiscal year 2009. All of these business cases were placed on the OMB Management Watch List (MWL) until the USDA Office of the Inspector General (OIG) endorses the Department's C&A process as satisfactory or better, or until the Secretary formally verifies the effectiveness of the C&A process. OIG could not complete the audit until September 2008, concurrent with the completion of the Department's Federal Information Security Management Act (FISMA) report. OCIO contracted an independent group for a more comprehensive Program Review for Information Security Management Assistance (PRISMA), which covers C&A and other security areas. The PRISMA concluded that the C&A process meets all requirements. OIG confirmed that this year's C&A is much better, but the audit is not complete at this time. The PRISMA indicates that the Department's C&A process exceeds the audit metrics of the IG and provides more information; therefore, OCIO believes that we will meet this requirement.

Placing business cases on the OMB MWL is an effective mechanism for ensuring that deficiencies are corrected before significant funds are spent. OMB may place funding allocation restrictions on the agency until deficiencies are remediated.

[The information follows:]

Agency	Investment Name	FY 2009 Cost (\$ Millions)
AMS	WEBSCM	\$21.65
APHIS	APHIS Comprehensive Electronic Permit System ePermits)	3.13
APHIS	National Animal Identification System	4.63
DA	Integrated Acquisition System	17.49
FNS	FNS Integrated Program Accounting System	3.24
FNS	FNS FSP Store Tracking and Redemption System Redesign (STARS II)	5.24
FS	ROSS - Resource Ordering and Status System	11.13
FS	FPA-P2-Fire Program Analysis System- Phase 2	2.20
FS	NRM - Natural Resource Management	33.91
FS	USDA FS Automated Timber Sales Accounting	1.29
FS	USDA FS National Financial Applications	5.36
FSA	Consolidated General Sales Manager	2.38

Agency	Investment Name	FY 2009 Cost (\$ Millions)
FSA	Consolidated Farm Loan Program Information and Delivery System #0103	12.54
FSA	Processed Commodity Inventory Management System - FSA, FNS, AMS	8.27
FSA	Consolidated Financial Management Information Systems	7.94
FSA	GIS 0084	14.78
FSA	Farm Program Modernization (MIDAS) *	134.16
FSIS	FSIS Public Health Information Consolidation Projects	4.65
NASS	NASS Survey Processing System	4.20
NRCS	NRCS-Water and Climate Information System	2.39
NRCS	NRCS - Natural Resource Information; Inventory & Assessment	19.39
NRCS	NRCS - Conservation Program Delivery	11.11
OCFO	Corporate Financial Management Systems	59.56
OCFO	Financial Management Modernization Initiative	46.24
OCFO	Human Resources Line of Business: Service Center *	53.85
OCFO	Corporate Property Automated Information System	2.15
OCFO	NFC Legacy Payroll/Personnel System	10.60
RD	Multi-Family Integrated System (MFIS) (formerly AMAS)	5.36
RD	Consumer	13.49
RD	GLS	16.67
RD	PFCS - #0082	6.27
RD	Commercial	7.89
RMA	RMA-02 - Corporate Insurance Information Systems	6.49
RMA	RMA-01 - Financial Management Systems	1.91
RMA	RMA-13 - Emerging IT Architecture - Electronic Written	16.89
OCIO	USDA Identity and Assess Management	20.76
USDA/ OCIO	Consolidated Infrastructure, Office Automation, and Telecommunications	849.77

Ms. DeLauro: OCIO no longer requests funding for CCE in the CCE account.  
CCE requests are included in the service center agencies' budget requests.



Please provide a table by agency showing CCE appropriations and spending beginning with fiscal year 1999, the funding expended by the agencies for CCE in fiscal year 2008, and the amounts requested in the agencies' budgets for fiscal year 2009 for CCE.

Response: The table below reflects CCE appropriations and spending beginning with FY 1999, the funding expended by the agencies for CCE in FY 2008, and the amounts requested in the agencies' budgets for FY 2009.

[The information follows:]

CCE-related funds (dollars)										
Funding Source	FY 1999	FY 2000	FY 2001	FY 2002	FY 2003	FY 2004	FY 2005	FY 2006	FY 2007	FY 2009
Direct CCE Appropriations*										
Base	\$88,663,000	\$2,201,000	\$66,399,000	\$59,369,000	\$59,369,000	\$45,235,000	\$37,309,300	\$18,634,000	\$19,571,000	0
Infrastructure	0	6,091,000	2,220,000	0	55,586,000	55,258,000	66,321,000	74,000,000	72,300,000	0
NSA-Specific	0	6,207,000	1,500,000	0	13,000,000	12,923,000	12,820,000	11,137,000	11,000,000	0
RCSS-Specific	0	1,448,000	1,420,000	0	1,200,000	1,193,000	1,183,000	4,000,000	4,000,000	0
DO-Specific	0	0	0	0	4,000,000	3,976,000	3,944,000	1,200,000	1,100,000	0
Gov	0	0	0	0	133,155,000	118,585,000	121,577,300	108,971,000	107,971,000	0
Total	88,663,000	15,947,000	71,539,000	59,369,000	133,155,000	118,585,000	121,577,300	108,971,000	107,971,000	0
CCE Funding under Agency Appropriations										
NSC	0	0	3,369,000	6,125,000	0	0	0	0	0	0
NSA	0	1,138,000	2,380,000	8,348,000	5,806,000	11,884,000	11,100,000	15,621,000	0	0
RCSS	0	792,000	1,500,000	7,436,000	7,078,000	12,462,000	7,319,210	0	0	0
DO	0	481,000	2,380,000	7,265,000	2,745,000	6,402,000	7,324,799	0	0	0
Unspecified (1)	0	0	0	0	15,295,733	0	40,513,000	0	\$13,000,000	0
Total	0	2,411,000	9,629,000	29,174,241	30,928,733	30,748,000	55,413,000	30,265,009	0	13,000,000
Total Appropriations	88,663,000	18,358,000	81,168,000	88,543,241	164,079,733	149,333,000	176,990,300	139,236,009	107,971,000	13,000,000
Working Capital Fund - ITS (2)										
NSA	0	0	0	0	0	0	30,275,919	41,367,773	82,400,000	72,888,968
RCSS	0	0	0	0	0	0	35,373,551	60,510,515	88,800,000	87,728,502
DO	0	0	0	0	0	0	15,101,759	31,856,656	42,100,000	39,780,135
Gov/OCIO	0	0	0	0	0	0	0	0	3,233,000	3,000,000
Agency-specific amounts already accounted for through the ITS (2)	0	0	0	0	0	0	0	-54,478,511	-88,400,000	0
ITS WCF Total	0	0	0	0	0	0	80,751,229	79,256,433	128,133,000	203,397,605
Carryover balance at beginning of year	0	0	0	12,445,000	8,909,000	27,860,000	2,581,000	6,078,000	14,854,790	0
Grand Total	88,663,000	18,358,000	81,168,000	100,988,241	172,988,733	177,193,000	260,322,529	224,570,442	250,958,790	216,500,000

\* Does not include figures prior to rescission actions, except for FY 2001 (\$131K).

(1) Unspecified funds are from other service center agencies, which were not broken down in the Explanatory Notes are in previous years.

(2) The Working Capital Fund initially funded only FTEs for Information Technology Services (ITS) on reimbursable agreement with Service Center Agencies in FY 2005.

Ms. DeLauro: How much will CCE activities cost in total from all funding sources in fiscal years 2008 and 2009? Please provide a table that shows the amounts to be funded for each activity (for example but not limited to hardware, software, contractor services, GIS, Web farms) by agency and account. Explain the decreases and increases from 2008 to 2009.

Response: The following table shows the amounts to be funded for each activity by agency and account for FY 2008 and 2009, and the reasons for any increase or decrease.

Agency	Activity Category	FY 2008	Change	FY 2009 (est.)	Reason for Increase/Decrease
OCIO/eGov	Agency Software Licenses	\$19,000	\$760	\$19,760	Adjusted for inflation
FSA	Agency Software Licenses	492,000	19,680	511,680	Adjusted for inflation
NRCS	Agency Software Licenses	149,000	5,960	154,960	Adjusted for inflation
RD	Agency Software Licenses	1,100,000	44,000	1,144,000	Adjusted for inflation
ITS/WCF	Enterprise Software Licenses	23,135,000	925,400	24,060,400	Adjusted for inflation
ITS/WCF	NITC Support	4,372,000	174,880	4,546,880	Adjusted for inflation
ITS/WCF	Operating Expenses	75,235,000	3,009,400	78,244,400	Adjusted for inflation
FSA	Operating Expenses	70,000	2,800	72,800	Adjusted for inflation
ITS/WCF	Contract Support Services	40,182,000	1,607,280	41,789,280	Adjusted for inflation
	<b>Total</b>	<b>144,754,000*</b>	<b>5,790,160</b>	<b>\$150,544,160*</b>	

\*Note: The above amounts do not include enhanced or agency specific services for the service center agencies, such as custom application deployment, agency SW/HW requirements and data utility services. The total estimated amount for FY 2008 is \$216 million, and for FY 2009 is \$216 million, including salaries and benefits for Federal employees.

Ms. DeLauro: How much did USDA spend on "refresh" procurement for each service center agency in fiscal year 2007 and 2008? What is the projected level for 2009? Please provide a list and amounts for each category (i.e. laptops, desktops, GIS, cameras, etc.). What is the average "refresh" timeframe for desktops and laptops for the employees within each of the three agencies?

Response: The table below shows the items purchased by OCIO/ITS for the service center agencies in FY 2007. There is no funding currently identified in the FY 2008 Spending Plan for technology refresh purchases. Also, there is no funding identified in the proposed FY 2009 OCIO/ITS budget for technology refresh purchases either.

Number of Items			
Item to Purchase	FY 2007	FY 2008*	FY 2009
Desktops	11,531	0	0
Laptops	6,657	0	0
High End Workstations	337	0	0
GPS Units	*		
Digital Cameras	*		
Plotters	200	0	0
Printers	4,867	0	0
Network Servers	283	0	0

\*Note: ITS does not purchase or track the use of GPS Units or Digital Cameras. The SCA are responsible for acquiring and inventorying this equipment. FY 2008 funding is requested through the SCAs.

The average refresh timeframe for desktops and laptops varies considerably based on the agencies' funding and priorities for purchasing new computers.

Ms. DeLauro: What is the combined service center agency (SCA) and Common Computing Environment (CCE) total as a percentage of the entire USDA IT budget. Please update last year's table to include fiscal year 2009.

Response: [The information follows:]

Agency	FY 2007		FY 2008		FY 2009 (est.)	
	Dollars in Millions	%	Dollars in Millions	%	Dollars in Millions	%
FSA	\$301	14.2	\$412	18.0	\$396	16.3
NRCS	141	6.6	142	6.2	128	5.3
RD	131	6.1	131	5.7	139	5.7
CCE	108	5.1	0	0	0	0
SCA and CCE	680	32.0	684	30.0	663	27.3
USDA Total	\$2,124	100.0	\$2,311	100.0	\$2,409	100.0

Ms. DeLauro: The current enterprise licensing agreement with Microsoft for office automation and operating system software expires in June 2008. Will USDA sign a new licensing agreement? If yes, what are the long-term savings projected from the new agreement?

Response: The existing Microsoft Enterprise Licensing Agreement expires on September 30, 2008. USDA is currently negotiating a new agreement with Microsoft to cover October 1, 2008 through September 30, 2011. There is anticipated to be \$7.8 Million in cost avoidance realized over this period.

Ms. DeLauro: Please update the Committee on the Department's effort to expand bandwidth capacity to the service center agencies. Are there any

planned major improvements or updates to the service center agency network for fiscal year 2009?

Response: SCMI-IT participated in an enterprise contract for telecommunications equipment that saved over \$3 million in acquiring telecommunications upgrade technology for the SCA in FY 2003. The telecommunications upgrade increased capacity by more than twenty-four times at most Service Centers, thus relieving congestion and providing a sound infrastructure to support increasing Web applications and eGovernment traffic volume. Larger, high demand field offices were targeted early in the process to alleviate already congested situations. Under the FY 2003 upgrade, all Service Centers have been provided connectivity either by T-1, DSL, satellite, etc. Approximately 2,950 offices are connected to the SCA Virtual Private Network (VPN).

Increased telecommunications capacity for Service Center offices is necessary for the agencies in serving their business applications to their customers via the Web and is integral to the Department's plans for a UTN. The implementation of the USDA UTN WAN and implementation of the two Internet Gateways was complete in 2005. The connection of the SCA Web Farms to the new UTN took place in July 2005. At that time we began the engineering and planning to transition the SCA VPN network into UTN. A pilot for the SCAs was completed in October 2006.

Effective November 2006, offices were migrated to the SCA UTN VPN. By the end of the FY, more than 2,900 offices were successfully migrated. By December 2007, all offices eligible for migration will be complete. In addition, UTN DSL connectivity is being evaluated. This option is being investigated to offer same performance and reliability at lower costs.

Additional changes to the SCA network will be realized in the coming years as the field office routers have been designated end of life by the vendor and will require replacement in the near term. Also with the government direction to migrate to IP version 6, changes to the infrastructure environment will be required.

Ms. DeLauro: What are the actual, projected, and proposed funding levels for IT in each of the individual service center agencies' (SCA's) budgets in fiscal years (FYs) 2004 through 2009?

Response: Below is a table showing the actual, projected, and proposed funding levels for IT in each of the individual SCAs' budgets in FY 2004 through 2009.

[The information follows:]

Actual, Projected, and Proposed Funding Levels for IT (\$s in millions)						
Agency	FY 2004	FY 2005	FY 2006	FY 2007	FY 2008	FY 2009
FSA President's Budget	\$206.52	\$180.01	\$192.28	\$227.60	\$244.47	\$219.27
FSA Operating Budget	144.31	178.45	206.95	0.00	0.00	0.00
FSA Full Year CR Budget	0.00	0.00	0.00	204.75	0.00	0.00
FSA Omnibus Budget	0.00	0.00	0.00	0.00	211.37	0.00
NRCS Annual Total Budget as documented in the OMB 300	65.27	27.80	23.83	24.35	24.90	24.8
Rural Development	70.91	65.01	70.78	92.20	206.07	111.09

Ms. DeLauro: By agency, what are the estimated costs for information technology (IT) hardware, software, and IT contractor services in fiscal years 2007, 2008 and 2009 estimated?

Response: Below is a table showing USDA's expenditures for ITS hardware, software, and IT contractor services that the USDA budget supports by component agency or office.

[The information follows:]

USDA Expenditures for IT Spending* (in millions)									
Agency	FY 2007			FY 2008			FY 2009		
	Hardware	Software	IT Contractor services	Hardware	Software	IT Contractor services	Hardware	Software	IT Contractor services
AMS	\$6.02	\$5.90	\$0.38	\$1.68	\$1.03	\$10.20	\$2.90	\$0.95	\$21.45
APHIS	21.18	3.19	12.72	15.08	1.88	18.09	17.60	1.00	17.09
ARS	3.49	3.07	4.38	3.90	3.45	3.29	3.56	2.62	3.18
CSREES	0.76	0.59	3.72	0.74	0.48	3.31	0.80	0.50	3.32
DA	7.11	4.38	2.46	1.37	14.05	3.70	1.23	10.03	4.07
ERS	0.58	0.38	0.18	0.17	0.47	0.15	0.55	0.90	0.16
FSA	22.23	7.93	71.47	9.00	11.54	130.87	9.98	12.31	137.10
FNS	0.40	0.63	23.42	2.02	0.33	29.63	1.39	1.95	34.03
FSIS	5.75	7.12	49.09	1.56	0.00	0.03	5.10	1.33	0.03
FAS	2.63	1.61	10.52	2.41	2.28	17.03	3.38	3.79	12.93
FS	69.40	23.27	81.44	87.76	32.98	121.56	49.17	35.62	126.59
GIPSA	0.00	0.00	0.00	0.31	0.16	0.01	0.40	0.50	0.01
NAD	0.00	0.00	0.82	0.00	0.00	0.00	0.00	0.00	0.00
NASS	3.17	2.04	1.91	2.88	2.30	1.97	2.42	2.55	2.01
NRCS	0.94	0.99	17.31	6.32	13.37	17.40	1.40	0.06	17.78
OCFO	17.22	5.31	29.49	37.05	4.50	24.27	5.64	23.76	28.57
OCIO	48.99	5.19	106.80	0.20	1.56	34.53	2.38	4.60	5.78
Office of Civil Rights	0.00	0.00	0.00	0.04	0.38	0.30	0.00	0.00	0.60
OGC	0.70	0.33	0.36	0.01	0.12	0.78	0.00	0.06	0.81
OIG	0.43	0.56	0.75	0.10	0.00	0.01	1.59	1.02	0.01
RD	0.00	0.06	35.31	6.79	11.96	24.22	0.23	1.36	26.19
RMA	2.66	2.35	7.78	1.80	1.79	9.79	4.08	0.99	4.20
Totals	197.18	74.09	437.93	181.19	104.63	451.14	165.62	108.12	445.91

\* Note: ITS staffing costs appear in the investment portfolio as intra-governmental payments rather than staff costs.

Ms. DeLauro: Provide an object class table for the Common Computing Environment activities for fiscal years 1999-2009, notwithstanding where funds are requested.

Response: The following table includes funds from several different sources used by ITS for shared expenses. Funding sources include the Common Computing Environment (CCE) Fund and SCA contributions.

[The information follows:]

(Dollars in Thousands)

Object Class	2005	2006	2007	2008 Budget*	2009 Approved Budget
11 - Awards	\$19	\$0	\$0	\$0	\$0
21 - Travel and transportation of persons	119	0	0	0	0
22 - Transportation of things	14	266	191	147	372
23 - Rent, communications, and utilities	2,192	60,619	68,205	60,735	59,016
25 - Other services	107,265	65,008	77,133	89,902	80,673
26 - Supplies and materials	7,368	6,668	354	1,993	332
31 - Equipment	4,592	2,002	25,455	2,633	1,487
43 - Interest and dividends paid	17	36	11	26	32
Totals	121,577	134,599	171,349	155,436	141,912

\*Note: The FY 2008 and 2009 budget was requested through the three SCA.

#### IT BUDGET

Ms. DeLauro: Please provide for the record a chart of the components of the full budget request for USDA IT.

Response: The following chart reflects the components of the planned \$2.436 billion in IT expenditures for FY 2009.

Component	Cost (in millions \$)
Computer Equipment	\$113.83
Computer Software (commercial off-the shelf)	105.87
Services (advisory services- i.e., telecommunications)	103.94
Support Services (contractors)	883.94
Government IT Personnel	334.58
Intra-government Payments (primarily FNS grants to states)	868.65
Miscellaneous	25.61
TOTAL USDA IT BUDGET	2,436.42

Ms. DeLauro: Please update the Committee on the amount of funding expended on the Department's Web site redesign, and how much have agencies spent on conforming their websites to the USDA standard?

Response: Collectively, USDA agencies and staff offices have spent approximately \$8.8 million dollars on the redesign and migration to the new standard for their agency Web sites. Some agencies have been able to leverage work performed for the USDA.gov redesign to migrate their sites using internal staff resources and spending little or no new funds. As of September 30, 2007, 86 sites (including [www.usda.gov](http://www.usda.gov)) have been migrated to the new design and 23 more sites are in various stages of redesign, migration or consolidation.

{The information follows:}



Mission Area	Agency	Estimate of Funds Spent	Web Sites Converted	Web Sites In Process
Farm and FASs	FSA	1,169,707	1	3
	FAS	0	2	2
	RMA	3,000	1	0
Farm and FAS	FNS	43,676	3	1
FSIS	FSIS	1,000,000	2	0
M&RP	AMS	86,000	3	4
	APHIS	235,000	2	1
	GIPSA	1,133,000	11	4
NRE	FS <sup>16</sup>	0	0	2
	NRCS	0	1	1
REE	ARS	600	2	1
	CSREES	38,875	3	0
	ERS	625,000	1	0
	NASS	0	1	0
	NAL	1,042,882	15	0
	REE	15,000	2	0
RD	Rural Business and Cooperative Service	0	2	0
	Rural Housing Service	25,000	2	0
	Rural Utilities Service	0	0	0
DA & Staff Offices	Assistant Secretary for Civil Rights	25,000	1	0
	DA	99,785	19	0
	NAD	0	1	0
	OBPA	0	0	1
	Office of Communication <sup>17</sup>	3,000,000	1	0
	Office of the Chief Economist	212,000	2	0
	OCIO	0	5	1
	OGC	0	1	0
	OSEC <sup>18</sup>	25,000	1	2
	Office of the Chief Economist	42,000	1	0
	Total	8,821,525	86	23

Ms. DeLauro: Please update the table in last year's hearing record on the amounts USDA agencies spending on geographic information systems and for geospatial information?

Response: The table below provides a summary of the OMB, Business Case, and Life Cycle Cost Categories. This summary is based on information submitted by all the agencies that reported spending against the Geospatial Line of Business for fiscal year 2008. The spending amounts presented do not include program data, such as loan or grant applications or printing maps. These numbers include costs for Commercial off-the-shelf (COTS) licenses, including Tele Atlas and ESRI, and Geospatial Imagery Acquisition dollar amounts.

FY 2008	
Agency	Total
APHIS	\$957,532
ARS	129,000
DA	959,000
ERS	238,066
FAS	5,972,374
FS	50,397,003
FSA	17,010,071
FSIS	195,226
NASS	1,245,250
NRCS	8,021,731
OCE	2,398
OCIO	2,448,246
RD	203,800
RMA	684,884
Grand Total	\$88,464,581

Ms. DeLauro: Please provide a table showing the fiscal year 2007 and 2008 distributed costs for to each agency for the AgLearn system.

Response: The information follows:

USDA Agency/Staff Office	AgLearn	
	FY 2007 Contribution	FY 2008 Contribution
Farm and Foreign Agricultural Service		
FSA	\$116,049	\$130,137
FAS	7,938	14,943
RMA	4,491	5,151
Food, Nutrition and Consumer Services	11,583	17,540
Food Safety	75,221	55,631
Marketing and Regulatory Programs		
AMS	23,023	19,014
APHIS	60,215	63,221

USDA Agency/Staff Office	AgLearn	
	FY 2007 Contribution	FY 2008 Contribution
GIPSA	5,337	5,949
Natural Resources and Environment		
FS	287,877	255,485
NRCS	86,692	87,872
Research, Education and Economics		
ARS	69,655	44,864
CSREES	3,479	5,111
ERS	3,384	3,206
NASS	9,005	7,857
Rural Development	49,810	53,432
Departmental Administration & Staff Offices		
ASCR	1,217	1,338
DA	4,127	3,635
NAD	854	512
OBPA	490	401
OC	854	1,303
OCE	538	1,843
OCFO	11,733	14,240
OCIO	8,751	52,386
OGC	2,649	1,877
OIG	4,862	2,783
OSEC	166	269
Total	\$850,000	\$850,000

Ms. DeLauro: Please update the Committee on efforts underway to resolve FSA IT problems (FSA Stabilization). Are there specific timelines and goals for this effort? Please provide an up-to-date copy of the FSA Stabilization plan.

Response: In late 2006, FSA began to experience application performance issues, which have abated to some degree; however, there are still significant challenges to be faced into the future. The ITS unit of the OCIO and FSA created a team of experts consisting of government employees, contractors, and vendors to diagnose and remediate the potential problems. The team determined that the issues were complex and a result of multiple causes. This effort, dubbed FSA Stabilization, is being managed using project management best-practices and includes subject matter experts in both government and the private sector. The approach is multi-pronged, but has been focused primarily on the efficient delivery of services through the Internet using Web-based technologies. To this end, the FSA Stabilization team has hired and cleared twenty-five contract employees to assist FSA/ITS systems analysts and engineers in identifying causes, developing solutions and implementing these solutions to stabilize the Web delivery services environment.

These new efforts include:

- Establishing the new Web services delivery environment, and migrating FSA applications to that new environment based on a prioritized list of applications provided by the agency.
- Increasing storage capacity by 140 terabytes, and adding 48 servers to the SCA Web Farm.
- Enhancing application testing by building out code and stress testing environments to mirror the production environment, and integrating the use of these new environments into the agency's development lifecycle.
- Staffing environment operations monitoring team fully, and enhancing operations monitoring with additional tools based on industry best practices.
- Engaging independent contractors in analyses and recommendations of Web services delivery platform, technical infrastructure and application process flows.
- Enhancing telecommunications by upgrading production environment bandwidth from a 100 Megabit-per-second network to a one Gigabit-per-second network.
- Optimizing application databases to take advantage of additional resources provided by network stabilization effort.
- Initiating the process of design, development and deployment of a data warehouse to off-load reporting functions from the applications.

#### MODERNIZE AND INNOVATE THE DELIVERY OF AGRICULTURAL SYSTEMS (MIDAS)

Ms. DeLauro: Describe the roles and responsibilities of the OCIO and FSA's CIO for stabilizing the farm program delivery systems. Have these roles and responsibilities been clearly defined and documented for organizations to follow? Please provide copies of manuals and documents that are used for guidance to Departmental organizations on the roles and responsibilities of the OCIO and agency CIO offices.

Response: There are two distinct accountabilities within USDA's OCIO organization: 1) policy formulation and IT security and 2) production operations. Production operations span three organizational units: Telecommunication Services, the NITC, and ITS. These three organizational units are 'internal' fee-for-service providers that invoice USDA agencies for services consumed. As fee-for-service providers, these organizational units are "order takers" from USDA's agencies. Agency CIOs are accountable to agency business units to define and provide the services from agency program delivery.

In the case of USDA's Network and Database Stabilization Plan for stabilizing the farm program delivery systems on USDA's CCE, OCFO, OCIO and the FFAS mission area came together to agree on an approach, an execution plan, and funding requirements. Once agreement was reached, FSA's CIO assumed responsibility for the plan's implementation because FSA is accountable for funding the activities and ordering the services from the 'internal' fee-for-service providers.

Since the GAO review, FSA's CIO has taken steps to work with all stabilization project managers to define roles and responsibilities through the project charters and funding documents for the subcomponent projects.

Ms. DeLauro: Is the OCIO responsible for any portion of the cost of stabilizing the farm program delivery systems? If so, what is the cost estimate and what amount is requested as part of the fiscal year 2009 President's budget?

Response: No. Since the CCE account expired in FY 2007, FSA became responsible for funding this effort in FY 2008 and beyond.

Ms. DeLauro: What is the role and responsibility of the OCIO in developing specific plans for consistently tracking users' reported problems in the farm program delivery systems?

Response: OCIO's ITS currently uses BMC's Service Desk Express Version 9.10 (referred to as Magic Merlin) to record, track, and manage SCA user problems, to include those with FSA's Farm Program Delivery Systems. As part of ongoing operations, OCIO/ITS continues to enhance processes and procedures to ensure that trouble tickets and resulting work tickets are properly captured in the ITS Magic Merlin Help system. The Magic Merlin data is used extensively to conduct analysis to identify areas for process or technology improvements. Below is an example of a summary report that is available using the Magic Merlin data.

ITS Magic Merlin Ticket Analysis		
Date as of: May 1, 2008		
Ticket Week-To-Date Analysis:		
This Period (04/24/08 - 05/01/08)		
Total Tickets Opened:	4,263	
Tickets Closed:	1,865	44%
a. Agency Technical Assistance Tickets		
		% Opened for the week
FSA	1,324	31.1%
RD	507	11.9%
NRCS	812	19.0%
Other (ITS, FS, Public, etc.)	1,620	38.0%
b. USDA Technical Assistance Tickets (Generalization)		
		% Opened for the week
Agency SAAR Requests	355	8.3%
FSA SAAR	92	2.2%
RD SAAR	66	1.5%
NRCS SAAR	197	4.6%
ITS SAAR Requests	22	0.5%
eAuthentication Requests	855*	20.1%
Self Service Tickets	426	10.0%
FSA		
FSA Software	268	6.3%
FSA Hardware	328	7.7%
RD		

ITS Magic Merlin Ticket Analysis		
Date as of: May 1, 2008		
Ticket Week-To-Date Analysis:		
This Period (04/24/08 - 05/01/08)		
RD Software	200	4.7%
RD Hardware	65	1.5%
NRCS		
NRCS Software	76	1.8%
NRCS Hardware	113	2.7%
All Other Ticket Categories	1,555	36.5%
* Exceeds SLA Quota by:	355	

BMC's Service Desk Express is designed for and marketed to mid-size companies. ITS, by virtue of servicing the SCA and their over 40,000 employees, would not be considered a mid-size company and is approaching or has already reached the limits of Service Desk Express' capabilities in a number of areas. OCIO/ITS has been planning to procure and implement a more comprehensive enterprise Information Technology Service Management (ITSM) tool that will support more advanced service features. The implementation of an enterprise ITSM tool will move ITS towards a more proactive and automated service delivery model. Until such time that OCIO/ITS can acquire and implement such a tool, it will continue to leverage the legacy tool sets and augment them with "niche" tools as funding becomes available and is authorized by the agencies.

Ms. DeLauro: What process was used for developing the cost and schedule estimate for the Modernize and Innovate the Delivery of Agricultural Systems (MIDAS)? What business requirements were used for determining the scope of the project? If the cost and schedule estimate was not based on business requirements developed for MIDAS, what system were they based off of and how is this system comparable to the MIDAS plan?

Response: The initial USDA strategy for MIDAS was for a 'custom developed' solution. This strategy changed when it became obvious that COTS solutions were available and viable to meet the defined business requirements. When USDA changed its strategy to selection of a COTS solution, the objective for MIDAS became to surround a JFMIP compliant financial solution with program delivery user interfaces. USDA's Financial Management Modernization Initiative (FMMI) and USDA's WEBSCM program are both based on GSA approved, JFMIP compliant COTS solutions. These two USDA solutions are sufficiently comparable to the scope of change envisioned with MIDAS such that valid cost and scheduled estimates could be derived. Furthermore, the business requirements developed for the "custom developed" solution still had merit with the COTS solution and were also factors in developing the COTS business case.

FSA is also continuing its business process analysis by conducting Lean Six Sigma engagements with various programs to initiate the concept of transformation within FSA. These engagements are resulting in information that will augment the business requirements. Ultimately the business requirements will be factored into the MIDAS procurement.

The MIDAS solution, once selected, will be used to provide greater detail to the business case. The second request for information (RFI) (referenced in the response to question immediately following this question), which leveraged MIDAS use cases to profile COTS software capabilities, also contributed information that was factored into the COTS business case.

Ms. DeLauro: Were all vendors able to develop and provide cost estimates as part of the request for information for MIDAS? If not, what reasons were provided by the vendors for their inability to provide a cost estimate of the needs for hardware, software and labor?

Response: FSA published two RFIs about MIDAS. The first RFI yielded material that was not useful to the MIDAS cost and schedule analysis. The second RFI yielded more relevant material about JFMIP compliant financial solutions, their enterprise licensing costs, and integrators' approaches to implementation. USDA invited a prescreened group of RFI vendors to provide oral capabilities briefings on their recommended COTS solutions. These oral presentations convinced USDA business and IT personnel and our OMB examiners that the Commodity Credit Corporation could indeed deliver farm programs benefits through a COTS solution.

Ms. DeLauro: What is the Department's guidance for developing reliable cost and schedule estimates for modernization of IT systems?

Response: USDA has a defined, mature CPIC process. The CPIC guidance focuses on business requirements as part of conducting the mission analysis in the pre-select phase of the investment life cycle. Mission analysis is a strong, forward-looking, and continuous analytical activity that evaluates the capacity of an organization's assets to satisfy existing and emerging demands for services. Mission analysis enables USDA and its agencies to determine and prioritize the most critical capability shortfalls and best technology opportunities for improving the USDA's overall security, capacity, efficiency, and effectiveness in providing services to customers. Mission analysis should identify the business drivers (i.e. agency mission, vision, goals, objectives, and tactical plans). Business drivers often involve the need to assist customers in a particular service area such as farm loans. Once the key business drivers have been identified, a business requirements analysis should be conducted. This analysis is called the Mission Needs Statement. This analysis identifies how personnel conduct business activities in order to fulfill mission requirements, meet objectives and perform their tactical plans.

The CPIC process is designed to be iterative so that as more information is known, cost and schedule estimates are refined. As to developing reliable cost and schedule data, the following section highlights some USDA CPIC guidance that identifies sources of information can be used as inputs:

*Collect Cost Data:* Data can be collected, from the following sources, to estimate the costs of each investment alternative:

Historical Organizational Data - If contracts were used to provide system support in the past, they can provide the estimated future

cost of leasing and purchasing hardware and hourly rates for contractor personnel. Contracts for other system support services can provide comparable cost data for the development and operation of a new system.

Current System Costs - Current system costs can be used to price similar alternatives.

Market Research - Quotes from multiple sources, such as vendors, Gartner Group, IDC Government, and government-wide agency contracts, can provide an average, realistic price.

Publications - Trade journals usually conduct annual surveys that provide general cost data for IT personnel. Government cost sources include the GSA pricing schedule and OMB Circular A-76, "Performance of Commercial Activities" supplemental listing of inflation and tax rates.

Analyst Judgment - If data is not available to provide an adequate cost estimate, the cost benefit analysis (CBA) team members can use judgment and experience to estimate costs. To provide a check against the estimates, discuss estimated costs with other IT professionals.

Special Studies - Special studies can be conducted to collect cost data for large IT investments. For example, the Federal Aviation Administration (FAA) used three different in-house studies to provide costs for software conversion, internal operations, and potential benefits. These data sources become the foundation for the CBA.

*Schedule Estimates:* Schedule estimates full under the CPIC guidance of "Document CBA Assumptions." Here the guidance states:

It is important to document all assumptions and, if possible, justify them on the basis of prior experiences or actual data. This can be an opportunity to explain why some alternatives are not included. If an alternative is eliminated because it is not feasible, the assumption should be clearly explained and justified.

Historical organizational data, current system costs, and market research most likely have factored varying levels of business requirements into their data and can be adjusted to reflect the projected effort of each alternative in the CBA that is developed.

Ms. DeLauro: What is the cost and schedule estimate, by fiscal year, for MIDAS?

Response: Based on the FY 2009 Business Case, the table below illustrates the annual and total project lifecycle costs. The total lifecycle cost is estimated at \$455 million. The \$305 million funding request represents the MIDAS risk-adjusted implementation costs and incremental operating costs.



	Prior Spending	FY 2008	FY 2009	FY 2010	FY 2011	FY 2012- 17	Total
Planning	\$0.5	\$12.1	\$12.3	\$0	\$0	\$0	\$24.9
Acquisition	16.9	120.1	108.3	1.3	0.2	1.5	248.3
Operations & Maintenance	0	12.1	13.4	18.5	19.9	117.8	181.7
Total(\$Millions)	17.4	144.3	134.0	19.8	20.1	119.3	454.9

The proposed budget schedule assumed funding would be available in early FY 2008. As a result, the project has been delayed and the majority of the acquisition work will likely be completed in FY 2009-FY 2011. Updates to the business case and the lifecycle costs will be prepared as part of the FY 2010 CPIC process.

Ms. DeLauro: Was the cost estimate established using industry best practices, including using key information such as business requirements to develop the estimates? Please include examples of industry best practices that were used in developing the cost estimate.

Response: The cost estimate was developed using USDA's CPIC guidance for cost estimation, as stated in the response to the previous question on the Department's guidance for developing reliable cost and schedule estimates for modernization of IT systems. In addition, the cost estimates were supported by comparable USDA programs (USDA's Financial Management Modernization Initiative (FMMI) and USDA's Web Based Supply Chain Management (WBSCM) program). These two USDA solutions are sufficiently comparable to the scope of change envisioned with MIDAS such that valid cost and scheduled estimates could be derived. Furthermore, the business requirements developed for the "custom developed" solution still had merit with the COTS solution and were also factors in developing the COTS business case.

Ms. DeLauro: Was the implementation schedule established based on complete business requirements?

Response: The implementation schedule was developed using USDA's CPIC guidance for schedule estimation, as stated in the response to the previous question on the Department's guidance for developing reliable cost and schedule estimates for modernization of IT systems. In the case of MIDAS, the Project Management/Design Decision Committee (PDDC) members used their judgment from past COTS solution implementations at USDA, including WBSCM and FMMI, to develop the rough order of magnitude schedule. Following the FMMI implementation model, when USDA awards an integrator services contract, the integrator will be tasked to review our schedule assumptions and refine the schedule estimates.

Ms. DeLauro: What additional benefit delivery systems were reviewed in developing the cost and schedule estimate for MIDAS? What other benefit delivery systems were developed within two years? Were the cost and schedule estimates of these other benefit delivery systems prepared prior to business requirements being developed for the proposed system?

Response: Inside USDA, the FMFI and WEBSCM programs were reviewed. Like MIDAS, the original business case cost and schedule estimates were based on business needs and high-level requirements. As is the plan with MIDAS, the detailed schedule estimates were developed after award of a system integrator. While these comparable system efforts will continue over a period of years, they are planning to deploy services in approximately two to three years from award of the contract. Outside USDA, we have met with representatives from the Department of Navy and Defense Logistics Agency (DLA). From our contacts with DLA, USDA has learned that when business units align program regulations to the "out-of-the-box" functionality and workflows of a COTS solution, rapid program implementation can be accomplished.

Ms. DeLauro: Is the process that was used for developing the cost and schedule estimate for MIDAS the process recommended for all major IT modernization projects for the government and within the Department?

Response: USDA cannot speak for all agencies in the Federal government. The MIDAS Senior Management Oversight Committee (SMOC) reviewed the work of the CBA team and agreed that the USDA CPIC processes were followed.

Ms. DeLauro: When does the Department expect to have the business requirements drafted for MIDAS?

Response: The MIDAS team is currently developing the foundation requirements needed to select a COTS software package and to include with the RFP. These foundation requirements, which include both business and technical requirements, will be completed in FY 2008. The detailed implementation requirements and design will be completed by the system integrator after award of the primary MIDAS acquisition.

Ms. DeLauro: What is the OCIO's role and responsibility in the design and implementation of MIDAS, including the business requirements?

Response: Agencies are responsible for implementation. OCIO provides an oversight role for expenditures and schedules. For MIDAS, a separate governance board has been established at the Under Secretary level. The MIDAS PMO provides monthly reports on schedule progress and funds expended.

Ms. DeLauro: Is the OCIO responsible for any portion of the cost of designing and implementing MIDAS? If so, what is the cost estimate and what amount is requested as part of the fiscal year 2009 President's budget request?

Response: No, the OCIO is not responsible for any portion of the cost of designing and implementing MIDAS.

Ms. DeLauro: In regards to MIDAS, what analysis has been done on the capability of commercial off-the-shelf products to integrate with key USDA systems, such as the Department's existing documents and records management system and service center customer database?

Response: USDA and FSA have previously demonstrated and are currently defining interfaces from COTS products to key USDA systems, such as the service center customer database. For example, FSA

currently has interfaces to COTS products to support current operations. In addition, USDA and FSA are currently analyzing the required interfaces from the FMFI and WEBSCM COTS products to key USDA systems. Therefore, based on FSA's experience to date and the capability of available COTS products, USDA is confident that the selected MIDAS COTS solution will effectively interface with required USDA systems. Furthermore, more specific detail on the interface technology alternatives will need to be demonstrated during technical presentations for the RFP.

Ms. DeLauro: When does the Department expect to issue a Request for Proposal (RFP) for MIDAS? What additional steps will be necessary if the cost and schedule estimates are not adequate based on the RFP's received for MIDAS to complete the project?

Response: The RFP cannot be issued until USDA has the funding availability for the software enterprise licensing and integration services. While USDA does not anticipate the costs to be inadequate, USDA must be prepared to address cost and schedule risks. To mitigate this risk during the acquisition process, USDA plans to use performance based contracting to drive the best value and to achieve scope and schedule requirements. To mitigate this risk during project implementation, the MIDAS PMO will conduct cost, schedule and scope trade-off analysis and present recommendations to established governance boards.

Ms. DeLauro: Is the OCIO confident in the adequacy of the cost and schedule estimate produced for MIDAS?

Response: Yes. In January 2007, the USDA CFO/CIO established two governance bodies to provide oversight and guidance to the MIDAS initiative. The two bodies are the SMOC and the PDDC. PDDC membership includes OCIO's Associate CIO for Information and Technology Management and Enterprise Architect. The MIDAS business case underwent a major revision in February 2007 to reflect the selection of a COTS solution to best meet the MIDAS business and technical requirements; the PDDC was responsible for reviewing and approving the revised business case, which included cost and schedule estimates. The revised MIDAS business case was developed using USDA's CPIC guidance.

Ms. DeLauro: What cost factor is assumed in the cost estimate for accelerating the implementation of MIDAS from ten years to two years?

Response: The MIDAS cost figures include \$50 million to support an accelerated schedule.

Ms. DeLauro: What is the standard time frame to conduct the requirements analysis phase for a large benefit delivery system? Provide examples other systems that have accomplished the requirements analysis phase in this time frame.

Response: USDA cannot speak to a "standard" for large systems projects.

Ms. DeLauro: What is the standard time frame to conduct the analysis and design portion of the acquisition of a large benefit delivery system? Provide other systems that have accomplished the analysis and design portion of the acquisition in this time frame.

Response: USDA cannot speak to a "standard" for large systems projects.

Ms. DeLauro: Has the Department established a detailed project schedule for MIDAS? Please provide the project schedule.

Response: The MIDAS team has a detailed project schedule for the current funded and authorized work. This schedule includes the work of a PMO vendor and the Lean Six Sigma process improvement vendor. The detailed project schedule for the MIDAS implementation will be completed after the system integrator award.

Ms. DeLauro: If MIDAS experiences schedule overruns, what impact will this have on the cost estimate?

Response: The MIDAS team will use earned value and risk management methodologies to balance and manage the cost, scope and schedule for the program. If schedule overruns occur, the MIDAS team will have the management processes in place to minimize impacts to cost.

Ms. DeLauro: What is the Department's expected schedule for developing the business requirements, issuing an RFP, reviewing the proposals, requesting funding, issuing a contract, implementation (including requirements analysis and analysis and design), and integration with existing USDA systems for MIDAS? Use actual months and years when laying out the expected schedule (i.e. October 2008 - finish developing business requirements; November 2008 - issue the RFP...).

Response: The MIDAS team is currently developing the foundation requirements needed to select COTS software package and to select a system integrator. These foundation requirements, which include both business and technical requirements, will be completed in FY 2008. The issuance of the RFP is based on funding availability and is not known at this time.

The system integrator will complete the detailed implementation requirements and design after award of the primary MIDAS acquisition.

Ms. DeLauro: How would this expected schedule be modified if a new request for information were issued after the development of the business requirements? Assume the development of a new business case to update the cost and schedule estimates based on the responses from the request for information.

Response: Preparing for an RFI, waiting for vendor responses and conducting an analysis of the results would take an additional 4 or 5 months. Incorporating this information into a new business case would take an estimated additional 1-2 months.

Ms. DeLauro: What are the Department's and OCIO's estimates of the benefits of MIDAS once the system is fully operational? Has USDA quantified the benefits (such as in terms of FTE or budgetary savings)? Please provide these estimates on an annual basis through FY 2018.

Response: FSA is only requesting funding for the initiative implementation phase rather than the full \$455 million. The project operations and maintenance costs of approximately \$20 million per year is expected to be covered by FSA IT operations and cost savings.

In terms of cost avoidance, after implementing MIDAS, the risk of future emergency supplemental funding requirements to stabilize/repair the current IT systems will be minimized. In addition to projected cost savings and cost avoidance, the MIDAS program will improve farm program processing efficiency, payment accuracy, and staff productivity. More specifically, the program will help deliver real-time verification of farm program payment limits, verification of funds availability, eligibility verification, reporting, and other issues identified as material weaknesses in IG audits thereby reducing improper and erroneous payments.

Through the Lean Six Sigma efforts in FY 2008, the MIDAS team will analyze and further quantify the additional MIDAS efficiency and accuracy improvements.

Ms. DeLauro: To the extent that MIDAS generates FTE or budgetary savings, how will USDA and the affected agencies use these savings? Will they be redirected to other priorities within the affected agencies, within the Department, or used for deficit reduction? Please itemize the other priorities that will receive the benefits from the MIDAS savings.

Response: The MIDAS savings are planned to be used for operations and maintenance of the MIDAS systems.



OFFICE OF THE CHIEF INFORMATION OFFICER

Statement of  
Mr. Chuck Christopherson, Chief Information Officer  
Before the  
Subcommittee on Agriculture, Rural Development,  
Food and Drug Administration and Related Agencies

Introduction

Madam Chairwoman and members of the Subcommittee, thank you for the opportunity to share with you our progress on using information technology (IT) to improve service delivery to the customers of the Department of Agriculture (USDA), while implementing enterprise architecture (EA) principles and Electronic Government (E-Government) throughout the Department.

USDA participates in 31 government-wide Presidential E-Government Initiatives and Lines of Business (LoBs). At the same time, under the framework of the Department's EA, the Office of the Chief Information Officer (OCIO) is managing USDA IT investments to promote collaboration across common LoBs, reducing duplication through our internal Enterprise Shared Services (ESS), and finding savings by leveraging the USDA's size/economies-of-scale in Department-wide IT acquisitions.

The President's fiscal year (FY) 2009 budget request for OCIO is \$18.3 million to continue to guide the Department's IT Strategy. We are requesting approximately \$281,000 to cover pay costs. We are requesting \$1 million in the area of Cyber Security for continued improvements to the Department's Certification and Accreditation (C&A) Program, reviews of Departmental security programs to include reviews of agency security programs, and to increase awareness of the requirements for the Federal Information Security Management Act (FISMA), the Office of Management and Budget's Circular A-123, and protecting personally identifiable information and sensitive information that is maintained on paper and within USDA systems. In addition, we are requesting \$704,000 to meet the requirements for the following President's Management Agenda (PMA) and "Proud to Be" milestones:

- Disaster Assistance Improvement Plan
- Geospatial LoB
- International Trade Data Streamlining
- Grants.gov
- IT Infrastructure LoB
- E-Authentication
- Earned Value Management

#### USDA'S FY 2009 Information Technology Investment Summary

During the FY 2009 USDA budget preparation process, OCIO staff scrutinized agency IT investment plans to ensure alignment with USDA program delivery plans as well as the USDA EA. In FY 2009, the Department is requesting about \$2.4 billion for IT.

Components of the IT portfolio include:



- \$666 million to be transferred to the States for the development and maintenance of automated systems to support food stamps, WIC, and related programs.
- \$827 million for support services (e.g. developers, design engineers, testers, and consultants). The Department seeks to use small businesses, especially disabled veteran owned businesses for these services whenever possible.
- \$330 million for Federal IT personnel costs.
- \$202 million for internal outsourcing (e.g., hosting support at the National Information Technology Center (NITC) and the National Finance Center.
- \$109 million for computer and network equipment, such as routers, servers, workstations and printers.
- \$112 million for out-sourced services (e.g., telecommunications).
- \$114 million for commercial off-the-shelf software to support our data centers, desktops, helpdesks and other hardware.
- \$53 million for planning, support, and supplies (e.g., printer ink, paper).

#### Service Center Modernization Initiative – (SCMI)

The Service Center Modernization Initiative – Information Technology, also known as the Common Computing Environment (CCE), is the commonly defined, commonly acquired, and commonly deployed IT infrastructure for the USDA county-based Service Center Agencies (SCA), namely the Farm Service Agency (FSA), Natural Resources Conservation Service (NRCS), and the Rural Development (RD) mission area. The CCE

was established to maximize data sharing, leverage investments and support true “one-stop shopping” for customers of the county-based agencies, and is managed by OCIO’s Information Technology Services (ITS). ITS serves as one unified organization dedicated to supporting both the shared and the diverse IT requirements of the SCA and their partner organizations.

CCE supports over 40,000 Federal employees from the SCA, volunteers and partners in the delivery of over \$20 billion in FSA, NRCD, and RD programs a year through our field office delivery system. The infrastructure is flexible and built around maximizing information sharing both within USDA and with other Federal, State and local agencies, the private sector, and USDA customers.

Several of ITS’ significant accomplishments in 2007 include:

- Implemented a significant architectural redesign and reconfiguration to reduce domain controllers from over 3,000 servers Nation-wide to less than 800 within the ITS network. Improvements to the network infrastructure and workstation have allowed for the reductions in the number of domain controllers. This is a benefit to the customer communities because member servers have a smaller data footprint, allowing more disk space for user operations; likewise, they have a smaller license cost. These two benefits combined provide for a much improved cost benefit ratio for our customers, no loss of responsiveness, and an improved infrastructure.

- Completed the technical architecture for the SCA, including a standardized desktop configuration (image) which is used on all 55,000 workstations connected to the ITS network.
- Physically visited 3,000+ USDA network locations for evaluation against the USDA Space Standards. Data was gathered onsite at each location and is currently being analyzed for site modifications and recommendations for improvement and meeting security standards. ITS completed the Nation-wide automated data processing room physical survey and assessment in 3,800 sites as part of FSA's AS400 security review.
- Completed the evaluation of proposals and awarded contracts for standard servers to support the SCA. The contracts are also open to all USDA agencies to purchase servers, storage, and related items.
- Successfully completed disaster recovery testing with each SCA customer to for their Web Farm business applications. Disaster recovery exercises and testing provides for the restoration of agency essential business functions following a disaster, which can include the loss of personnel, facilities, transportation, documents, data, software, communications, and hardware.
- Completed production implementation of the new Web-based customer initiated payment application for Rural Housing Services borrowers.

In late 2006, FSA began to experience application performance issues, which have since abated to some degree. A team of experts consisting of government employees, contractors, and vendors was assembled to diagnose and remediate the potential problems. Project management duties were delegated to ITS by the FSA Stabilization Project Executive Sponsor. This project is an integrated effort between FSA and ITS, designed to provide stability and continuance of FSA's automated farm program applications. To date, a spending plan for \$61.5 million has been authorized by FSA's Administrator for tool acquisition, hardware, projects or support services. The plan includes an expansion of computing capacity, installation of tools for improved monitoring capability, establishment of a Code Lab and a Stress Lab to test applications prior to deployments, an increase in storage and telecommunications capacity, additional training, and design of disaster recovery and Site B capability.

For the remainder of fiscal year 2008, OCIO will carry this momentum forward and help not just FSA, but all the SCA, become more streamlined and efficient in customer service delivery. This next step is driven by more stringent data security requirements and the evolving needs of the overall USDA computing environment. OCIO will engage in the maturing of processes and service delivery models to provide the SCA with the level of IT support necessary to deliver programs via a centralized architecture. Implementing a centralized architecture that leverages virtualized computing concepts will be accomplished over time in phases as resources and funding is available. In the end, a

centralized architecture will provide world class security for IT assets to include personally identifiable information and financial data.

On a wider scale, USDA must do its part to protect the larger Federal community from cyber security attacks and penetrations by rogue Nations and others. A “new” architectural concept that takes advantage of the latest advances in technology, and incorporates industry standard best practices, will be required to accomplish this mission.

ITS management of CCE is maturing into a fee-for-service activity, while still supporting the “one-stop shopping” aims of the SCMI. This support includes contract consolidation, blanket purchase agreements, and negotiating with the SCA for needed levels of service, while at the same time researching and implementing ways to achieve economies of scale. Because of the establishment of ITS as a fee-for-service entity, funds necessary to maintain the SCA shared IT infrastructure will be based upon the level of service delivery the SCA choose to receive.

To that end, the FY 2009 CCE funding is being requested in the individual agencies’ budget requests.

ITS provides unified management of the shared IT infrastructure of the SCA, including CCE but also non-CCE legacy technologies, and manages the use of the CCE funds. While the responsibility for developing IT applications remains with the agencies with little or no involvement from ITS, ITS does deploy the applications, provides the

platforms they run on, and provides those components of the infrastructure that make them available, reliable, and secure.

The organization measures its success against service level agreements with each of the SCA that define performance metrics and customer expectations. This provides openness to the agencies regarding the costs of IT infrastructure, maximum leverage for large-scale system management techniques and technologies, and a basis for continuous improvement. To implement these agreements, ITS and the SCA negotiated the service lines, the appropriate metrics, and acceptable levels of service.

Going forward in FY 2009 and beyond, ITS will determine the agency obligations based on the service usage. This will be a more equitable method that can also provide the agencies with the information they need to reduce costs by effectively managing their IT infrastructure use.

Congressional support for the CCE initiative has been critical to its success. As we move forward with a fee-for-service ITS, Congressional support will remain crucial.

## Telecommunications

USDA continues to evolve its telecommunications services to meet customer needs and provide secure infrastructure for the President's expanding E-Government Initiatives. Following the successful deployment of the Department's enterprise telecommunications network, the Universal Telecommunications Network (UTN), all USDA agencies are accessing the Internet via the UTN. USDA agencies continue to move their existing networks to the UTN. Agency network migration and optimization activities are achieved through a UTN Technical Review Board that is aligned with the Department's IT governance methodology.

USDA is realizing many benefits from its new telecommunications direction, to include the following:

- Architecture and services economies of scale in the acquisition of best value telecommunications services by maximizing the USDA collective buying power. This includes obtaining the best value to design and deploy new telecommunications technology across the Department, while ensuring access to workforce resources that, independently, the USDA may not have been able to obtain and retain.
- The ability to meet growing telecommunications capacity demands brought on by expanding reliance on the Internet, e-Government initiatives, and other legislative mandates to conduct business and deliver services 24x7x365.

- Increase security that allows USDA to better ensure the integrity and confidentiality of data transmission with cost-effective controls and risk mitigation strategies.
- Improved service and performance management resulting from availability of the tools, resources, and processes that increase and drive efficiency and effectiveness for network telecommunications operations and management.
- Better customer service due to the monitoring and continuous improvement in the level of service and support provided to Agency customers.
- Access to the Internet for the entire Department via a shared Internet access structure. USDA's UTN architecture meets the President's "Trusted Internet Connection" Initiative requirements since the UTN architecture provides Internet connectivity through two secure and redundant "gateways."

#### National Information Technology Data Center (NITC)

(USDA Enterprise Data Center)

NITC continues to be USDA's centralized source for fully reimbursable IT services offering 24x7 operations and customer support. The organization began fee-for-services operations in July 1973. NITC serves the needs of over 25 USDA agencies, and more than 15 non-USDA agencies (including Federal Aviation Administration, General Services Administration (GSA), Food and Drug Administration). NITC anticipates revenue in FY2009 of approximately \$74.4 million.



Certified by GSA as a Level 4 Facility, as delineated in the Department of Justice Security Level standards, NITC operates as a Tier IV Electrically and Tier III Mechanically data center. NITC received an Office of Inspector General Unqualified Opinion in 2007.

#### Information Security

USDA continues its efforts to meet all Federal information security requirements. We have significantly improved the posture of our security program by developing policies and procedures, but significant efforts are still needed. FISMA and OMB Circular A-130 require all Federal agencies to C&A their systems on a three year cycle. We have improved our security plans, updated and corrected our security documentation, and continually monitor our networks and applications for security weaknesses. In addition, we have instituted a rigorous Department-wide C&A Program that requires the use of standardized templates for key document requirements and an independent review and evaluation of all submissions by the Department. C&As are completed for approximately one third of the Department's 200+ systems each year.

USDA's Offices of the Chief Information Officer and Chief Financial Officer (OCIO/OCFO) are working to integrate OMB Circular A-123, Federal Financial Management Improvement Act, Federal Managers Financial Integrity Act and FISMA reviews so information security is part of a holistic approach. During 2007, USDA

established a joint OCIO/OCFO Executive Steering Committee to work with the agencies and to monitor their progress in correcting IT security vulnerabilities identified through various audits. During 2008, USDA has continued its participation in the Information Systems Security (ISS) LoB initiative within the Federal Government. In the second quarter of this year, we will transition to the Department of Justice's ISS LOB FISMA reporting tool, Cyber Security Assessment and Management. This tool will assist USDA to monitor, in a timelier manner, security issues across the Department and better coordinate the integration of OMB Circular A-123 and FISMA testing and reporting processes.

In 2008, USDA will focus on the use of automated tools to quickly and efficiently address cyber security risks. Improving our ability to secure our data with monitoring devices and automated processes will assist USDA in preventing disruptions by intrusions or the introduction of malicious programs. We continue to maintain a rigorous security training and awareness program which requires annual participation by all USDA and contract personnel.

As USDA continues to improve its security posture, Congressional support for the initiatives we have planned is critical for us to achieve the desired outcome.

## Electronic Government

USDA continues to support the goals of the President's Management Agenda by participating in 31 Presidential E-Government Initiatives and LoBs as well as USDA Shared Services and Homeland Security Presidential Directive 12 (HSPD-12).

By participating in the Presidential E-Government Initiatives, LoBs, and HSPD-12, in addition to delivering our internal Shared Services, USDA has improved its business and program delivery to customers, employees, and partners. Through these efforts, USDA has been able to work with other Federal agencies to streamline common areas of business delivery and learn from best practices throughout the government.

First, I would like to share for the record selected examples of accomplishments as part of our work with the Presidential E-Government Initiatives and HSPD-12.

- All USDA rules, proposed rules, and notices are available for public comment on Regulations.gov;
- USDA posts all discretionary grants to Grants.gov which provides a single location for citizens to find funding opportunities and the ability to apply online for them using common forms, processes, and systems. In FY 2007, USDA received almost 7,000 electronic applications via Grants.gov;
- The Forest Service played an integral role in launching Recreation.gov, which consolidates information about Federal recreation areas from disparate sources

(databases, Web sites, and publications). Recreation.gov provides information for planning visits to Federal recreation sites and making reservations to over 49,500 camping facilities at more than 1,700 locations Nation-wide; and

- Through the implementation of HSDP-12, USDA has enhanced security, provided economies of scale and reduced overhead by eliminating unnecessary duplication of a technical architecture to manage user credentials and protect applications. USDA began issuing HSPD-12 credentials in late FY 2006 and piloted a credential issuance process in FY 2007. Currently, USDA has defined business and technical requirements for implementing a Federal Information Publication Standards 201 compliant IT system for identity verification biometric capture, sponsorship, and distribution of HSPD-12 compliant Federal credentials.

And now, I would like to take a moment to highlight three of our internal Shared Services.

ESS, one of USDA's Shared Services, provides a common architecture to support delivery of all USDA Web-based information and services, as well as USDA documents and records. One key component of the ESS suite is the Web Presentation Standards. Customers may now easily locate USDA's online information and services at [www.usda.gov](http://www.usda.gov), and with "MyUSDA", visitors can customize USDA's Web site to provide immediate access to the information they regularly want to see. Currently, 60 Web sites have moved to the Department's Web standards, and another 33 agency sites

are in the process of doing so. Our efforts reduced the burden on citizens, partners, and employees by simplifying access to the Department's information and services and streamlining internal processes.

USDA's eAuthentication Service protects 258 of our Web-based applications and 10 non-USDA applications through the E-Authentication Federation, including Grants.gov. The Service protects these applications by ensuring that the individual is who they say they are and that they are approved to access the protected content. Currently, more than 96,000 employees and approximately 150,000 customers have an eAuthentication credential. In a typical month, USDA eAuthentication Service customers use their credentials for nearly 2 million identity verifications and over 75 million requests to access protected information.

AgLearn, USDA's learning management system, provides 24x7 access to a comprehensive library of technical, leadership, and agency-specific courses to over 120,000 employees, customers, and partners. Our agencies are able to easily collaborate in developing learning services to meet common needs and reduce costs, and employees and managers have constant access to their training curriculum and training records. All employee training records go directly into the electronic Official Personnel Folder as part of the participation with the Enterprise Human Resources Integration Presidential E-Government Initiative.

## Enterprise Architecture (EA) and IT Management Programs

USDA is managing its EA as a high-level roadmap to achieve our organizational and business needs within an efficient IT environment. USDA's EA program identifies similar processes and opportunities to improve and when possible share and reuse IT solutions across our agencies. We continue to assemble and refine the data needed, at both the Departmental level and within individual agencies, to better organize and analyze our business processes, information needs, and supporting technologies. The USDA EA Program is a part of the Department's Integrated Governance Process, which ensures that IT investments align with strategic goals, capital planning guidance, and Federal EA, security, and USDA standards. USDA's capital planning staff reviews and monitors all major IT investments to ensure alignment with the Department's strategic goals and objectives before they are presented to the E-Board, which is comprised of the Department's Subcabinet. The EA provides a formal basis for evaluating a single investment against other investments in terms of its contribution to enhanced delivery of customer services and opportunities for collaboration and reuse.

In addition to strengthening the capital planning and investment control process, EA enables USDA to improve key Department-wide enterprise hardware, software, and service agreements. USDA is developing and refining hardware and software standards that will enable the Department to leverage its purchasing power for IT products and services. Consolidation of agency data centers to four enterprise data centers (EDCs) will allow USDA agencies to focus on program delivery and optimize their resources. The

EDCs will combine infrastructure, network, security and backup to reduce the Department's capital expenditures and leverage the benefits of a flexible operating model that enables business to expand. This will further improve USDA's IT security posture and provide the framework for further operational efficiencies.

The Department has also instituted an IT Project Management Program. USDA has trained more than 500 project managers who have helped us keep our IT projects on schedule and within budget.

#### Conclusion

Madam Chairwoman, we are always looking for creative ways to improve our services, reduce our costs and be good stewards of the tax payers' dollars. With the continued support of this Subcommittee and the Congress, I am confident that we will continue to be successful in achieving our objectives.





OFFICE OF THE GENERAL COUNSEL

Statement of Marc L. Kesselman, General Counsel  
United States Department of Agriculture  
before the Subcommittee on Agriculture, Rural Development,  
Food and Drug Administration and Related Agencies

INTRODUCTION

Madame Chairwoman and members of the Subcommittee, I am pleased to have this opportunity to present our fiscal year 2009 budget request, provide you with an overview of our agency, and address some of the current activities and issues facing the Department.

The Office of the General Counsel (OGC) is the law office for the Department. As an independent, central agency within the Department, OGC determines legal policy and provides legal advice and services to the Secretary of Agriculture and other officials of the Department of Agriculture with respect to all USDA programs and activities.

OGC=s services are provided through 14 Divisions in Washington, D.C. and 17 field locations. The headquarters for OGC is located in Washington, D.C. The Office is directed by a General Counsel, a Deputy General Counsel, a Director for Administration and Resource Management, and six Associate General Counsels. The attorneys located in headquarters are generally grouped in relation to the agency or agencies served. Our field structure consists of four regional offices, each headed by a Regional Attorney, and 13 branch offices. The field offices typically provide legal services to USDA officials in regional, State, or local offices.

## CURRENT ACTIVITIES AND ISSUES

INTERNATIONAL AFFAIRS, COMMODITY PROGRAMS,  
AND FOOD ASSISTANCE PROGRAMS

During this past year, OGC has provided a significant amount of assistance in connection with USDA's international activities. With respect to World Trade Organization (WTO) matters, OGC continues to work with the Office of the United States Trade Representative (USTR) to defend the United States (U.S.) in a series of challenges to the U.S. cotton programs brought by the Government of Brazil in which it has challenged many of the Department's domestic and export-related cotton programs. In another major WTO case, the Government of Canada has requested that the U.S. consult with interested parties regarding the implementation of programs conducted for the benefit of U.S. corn producers which Canada alleges are not in conformity with WTO obligations. OGC is engaged with USDA and USTR officials in the coordination of efforts to respond to Canada's allegations. OGC provides advice on an on-going basis to the Foreign Agricultural Service (FAS) with respect to various WTO-related sanitary and phytosanitary issues, including reviewing responses to WTO notifications of proposed regulatory changes.

OGC attorneys have provided extensive assistance to FAS officials regarding the suspension and proposed debarment of individuals and companies identified by the Government of Australia as being participants in various schemes involving transactions entered into under the United Nations' Oil-For-Food Program. Other assistance provided to FAS includes the review of a large number of international assistance agreements under which agricultural

commodities are donated for use overseas under the Food For Progress Program and the McGovern-Dole International Food for Education and Child Nutrition Program. This assistance has included substantial efforts to simplify program regulations and program agreements and to streamline processes related to cargo loss and damage claims.

OGC has provided significant advice regarding implementation of the North American Free Trade Agreement and the Central America Free Trade Agreement. Most notably, these efforts relate to the impact of these provisions on the U.S. sugar market and involve regular consultation with FAS and USTR's Office of the General Counsel. OGC attorneys continue to provide assistance with respect to the ongoing negotiations in the WTO's Doha Round.

In response to the losses caused by hurricanes and other disasters, OGC has provided advice to the Farm Service Agency (FSA) and other USDA officials concerning the implementation of multi-billion dollar disaster assistance programs authorized by various statutes. Similarly, OGC attorneys provide daily assistance to FSA officials concerning the Direct and Countercyclical Payment Programs, Marketing Assistance Loan Programs and other major commodity programs. OGC attorneys provide extensive assistance to USDA officials in the context of the development of Farm Bill proposals and, as requested, provide assistance to Congressional staff members in the development and review of numerous legislative proposals.

With respect to USDA's nutrition assistance programs, OGC has been substantively involved in: (1) the analysis of the Nutrition Titles of both House and Senate versions of the 2007 Farm Bill legislation and in the development of the Administration's response to the proposals; (2) the explanation of the new requirements with regard to the preservation of electronically-stored records for use in litigation; (3) the analysis of the Secretary's authority to approve State Food Stamp Program (FSP) implementation of new eligibility systems, including

the limitations on functions performed by personnel other than State merit pay employees; and (4) delineating Food and Nutrition Service (FNS) authority with respect to the imposition of sanctions such as fines, penalties, and suspensions based on violations of the requirements of the Child Nutrition Labeling Program. We expect the demand for legal services in connection with these and other activities to remain constant.

OGC attorneys also provided formal and informal advice on a number of issues affecting the administration of the nutrition assistance programs. OGC reviewed numerous proposed and final Federal Register publications to implement new requirements under the Child Nutrition and WIC Reauthorization Act of 2004, including proposed revisions of the regulations affecting household applications and electronic signatures for the National School Lunch Program (NSLP). In addition, OGC reviewed and revised written procedures and a series of template documents for use by FNS in handling the first ever appeals of State agency decisions in bid protests brought by disappointed bidders for contracts under the NSLP. OGC, in support of the Department of Justice (DOJ), also provided legal advice in connection with the judicial appeal of a strict liability claim brought by FNS against a State agency for loss of food stamp benefits. OGC continues to work closely with Department officials engaged in evaluating and sanctioning States for their performance in administering the FSP under the quality control system.

#### MARKETING, REGULATORY AND FOOD SAFETY PROGRAMS

In the Marketing, Regulatory, and Food Safety Programs area, OGC provides legal services to the programs falling within the responsibility of the Under Secretary for Food Safety and the Under Secretary for Marketing and Regulatory Programs. These programs are administered by the Animal and Plant Health Inspection Service (APHIS), the Agricultural

Marketing Service (AMS), the Grain Inspection, Packers and Stockyards Administration (GIPSA), and the Food Safety and Inspection Service (FSIS). The legal policy issues handled in this area relate to food safety, animal and plant health, livestock marketing, grain inspection, and agricultural marketing and transportation.

OGC attorneys in this area play a critical role in providing legal support to some of the Department's most important priorities, including, for example, its ongoing activities in responding to bovine spongiform encephalopathy (BSE) in North America and to the threat posed by avian influenza, ensuring close coordination and consistency in the regulatory responses of APHIS and FSIS.

The Department's programs for safeguarding animal and plant health are of the utmost importance to American agriculture and to the public as a whole. OGC attorneys work on a daily basis in partnership with APHIS in carrying out that agency's program responsibilities. APHIS program and regulatory activities continue to increase substantially. The focus of our work with APHIS remains the development and implementation of legally supportable measures to prevent the introduction and dissemination of animal diseases and plant pests, and to ensure the safe entry of people and goods into the U.S. and the facilitation of agricultural trade in compliance with our international obligations.

APHIS safeguarding activities involving BSE continue to be a high priority program area and OGC attorneys have continued to work closely with the agency on these matters. The agency's continuing BSE-related rulemaking activities dealing with imports of cattle, beef and beef products, as well as the ongoing BSE litigation, have required considerable attention and resources from OGC. In addition, we have worked closely with APHIS in developing a comprehensive and legally supportable high pathogenic avian influenza response plan to deal

with the potential threat posed by a strain of avian influenza, and on related rulemakings to enhance the National Poultry Improvement Plan with regard to low pathogenic avian influenza surveillance and control and to expand the scope of and improve APHIS' accredited veterinarian program.

In addition, requests for OGC's assistance in connection with APHIS regulation of biotechnology have continued to increase, and we have devoted substantial resources to the biotechnology regulatory programs. OGC has provided and will continue to provide significant resources to APHIS in connection with its preparation of a draft programmatic environmental impact statement to evaluate the current regulatory system and analyze possible updates to the agency's biotechnology regulations. OGC attorneys are also providing substantial litigation support to the agency in defending several National Environmental Policy Act (NEPA) and Endangered Species Act (ESA) lawsuits challenging the agency's regulation of genetically modified organisms. Recent high profile cases have involved APHIS regulatory decisions regarding genetically modified turf grasses, alfalfa, and sugar beets.

Providing effective legal support to FSIS, and the agency's programs to ensure the safety of the Nation's meat, poultry, and egg products, continues to be a priority for OGC attorneys. We participate in a comprehensive way in FSIS compliance and enforcement programs aimed at improving the Hazard Analysis and Critical Control Points (HACCP) regulatory system. In the past year, OGC handled numerous criminal, civil, and administrative cases on behalf of FSIS. The criminal cases involved not only violations of the Federal Meat Inspection Act (FMIA) and Poultry Products Inspection Act (PPIA), but also violations of provisions of U.S. criminal laws relating to false statements, bribery, conspiracy, and mail and wire fraud. The civil cases

encompassed injunctions, seizure actions, and bankruptcy and claims collection actions. OGC attorneys prosecute administrative actions initiated by FSIS to withdraw, suspend or deny Federal meat and poultry inspection or custom exemption services under the FMIA and PPIA based on criminal convictions, as well as enforcement actions involving HACCP and Standard Sanitation Operating Procedures regulation violations.

OGC attorneys, serving as agency counsel, work with DOJ attorneys in defending civil actions initiated in Federal court against the Department or its officials involving FSIS programs. During this last year, in litigation challenging FSIS authority to enforce critical food safety regulations, we successfully resolved a case involving a Bivens complaint filed by Nebraska Beef alleging that FSIS employees improperly suspended inspection services. A related lawsuit brought by the same firm challenging FSIS enforcement of HACCP regulations continues in litigation.

OGC has worked closely with FSIS in connection with ongoing rulemaking to strengthen protections against exposure to the BSE agent. The final rules require the removal of certain animals and specified risk materials from the human food chain, mandate additional process controls for establishments that use advanced meat recovery systems, require establishments to hold meat from cattle that have been tested for BSE until confirmed negative, and prohibit the air-injection stunning of cattle.

Our attorneys work closely with the agency's compliance and enforcement staff officials, with the Office of Inspector General and with DOJ to achieve successful prosecution of criminal, civil and administrative cases involving violations of the meat, poultry, and egg products inspection laws, and to prevent the distribution of adulterated, misbranded, or uninspected products.

In the Trade Practices area, OGC provides legal services under the Packers and Stockyards Act (P&S Act) to the Packers and Stockyards Program of GIPSA, under the Perishable Agricultural Commodities Act (PACA) to the PACA Branch of AMS, and under the Capper-Volstead Act to the Capper-Volstead Committee. In addition, we serve as the Department's liaison under a Memorandum Of Understanding entered into by USDA, the Federal Trade Commission and DOJ, ensuring cooperation between those agencies on agricultural competition issues.

As part of our provision of legal services under the P&S Act, the attorneys of the Trade Practices Division file administrative complaints to enforce the provisions of the statute requiring prompt payment for livestock and poultry, and ensuring that livestock auction markets and dealers are solvent, provide accurate weights and measures, and account accurately to sellers and producers of livestock. Additionally, OGC provides legal support in the investigation and litigation of allegations of unfair, unjustly discriminatory or deceptive trade practices by packers, live poultry dealers, or swine contractors.

OGC has provided significant resources in addressing the lack of compliance by packers in supplying to GIPSA the required annual report which the agency uses for information to be reported to Congress and to set the level of bond that each packer must maintain to guarantee that it can pay sellers for livestock. OGC must refer the enforcement of that requirement to DOJ and then assist the Assistant U.S. Attorneys in the litigation of those cases. As a result of this joint effort by GIPSA and OGC to enforce the reporting requirement, the level of compliance with the requirement is rising steadily which provides more essential financial security to livestock sellers. In addition to filing over seventy disciplinary cases for GIPSA this year, OGC has



increased legal services to the agency to assist them to formulate and update regulations in both the livestock and poultry industries, including several proposed rules relating to poultry and poultry contracts, as well as weighing practices for both livestock and poultry. OGC attorneys have also been asked this year to participate in investigations of industry practices in which there are allegations that the companies have engaged in manipulation of price or other anti-competitive practices. OGC attorneys are working with investigators in the field to obtain the necessary documents to make a determination of the basis for those allegations. Finally, in support of the Packers and Stockyards Program, OGC attorneys have dedicated significant resources to the agency's responses to many proposed legislative changes to the P&S Act, and especially to the provision of legal counsel and advice relative to the Livestock Title of the Farm Bill.

In providing legal services to the PACA program, OGC attorneys file administrative cases to enforce the provisions of that Act requiring prompt payment and prohibiting misrepresentations, failures to account or to perform according to contract or duty implied in any transaction in perishable agricultural commodities in inter-State or foreign commerce. This year, OGC attorneys initiated a disciplinary complaint in a mislabeling, misrepresentation case, filing an action against a produce dealer that mislabeled produce as "organic" without meeting the requirements of certification of the produce as organic in violation of the PACA. OGC also continued its work in litigation on behalf of the PACA Branch in cases alleging violations by Hunts Point Terminal Market (the Bronx, N.Y.) produce companies whose employees were convicted of paying bribes to Federal inspectors.

OGC attorneys reviewed over 120 rulemaking actions, as well as many other documents relating to marketing orders, and provided daily legal advice to client agencies in connection with

a wide variety of matters arising under the Fruit and Vegetable and Milk Marketing Order Programs. These activities included assistance in connection with formal and informal rulemaking actions, and with the enforcement and defense of the programs. In this regard, OGC provided assistance in connection with formal rulemaking proceedings that proposed changes to milk marketing orders in connection with Class I and II price formulas, Class III and IV make allowances, and Class II and IV product price formulas. For fruit and vegetable programs, OGC provided assistance in connection with a new program for the handling of leafy greens and with formal rulemaking proceedings involving changes to the marketing orders for California walnuts, California almonds, South Florida avocados, and South Texas onions. OGC attorneys also assisted DOJ in connection with several actions pending in the district courts to obtain payments from milk handlers into the producer-settlement fund, and filed a number of administrative actions to enforce marketing order provisions.

OGC expended substantial resources in connection with the Animal Welfare and Horse Protection Act programs. OGC attorneys served as agency counsel in administrative enforcement actions brought under these statutes, and during the last fiscal year, initiated 59 enforcement cases.

#### RURAL DEVELOPMENT

OGC 's Rural Development Divisions (Community Development Division and the Rural Utilities Division) are heavily involved in debt collection, foreclosure, bankruptcy matters, and other litigation for FSA, Farm Loan Programs, the Rural Development (RD) mission area, and the Risk Management Agency (RMA)/Federal Crop Insurance Program.

OGC continues to assist the Civil Rights Division on program issues in discrimination

actions brought by FSA borrowers. OGC assisted FSA in streamlining its direct farm loan regulations and corresponding handbooks and forms. OGC also continues to coordinate the defense of several qui tam False Claims Act actions involving its guaranteed loan program.

OGC has provided comprehensive assistance to the Rural Housing Service (RHS) on its Multi-family Revitalization Demonstration Program and its Multi-family Voucher Demonstration Program. Additionally, we are working with RHS to streamline its Guaranteed Single Family Housing loan regulation. OGC continues to be extensively involved with a global settlement of approximately 300 pending prepayment cases in the Court of Federal Claims challenging statutorily mandated retroactive prepayment restrictions on multi-family housing borrowers who received agency loans prior to 1989. OGC has also provided significant assistance to the Rural Business-Cooperative Service in its energy programs. OGC has also been involved in creating new unified grant and guaranteed loan rules involving multiple RD programs that utilize the same core requirements.

The need for legal services supporting the programs of the Rural Utilities Service (RUS) continued to grow significantly in fiscal year 2007 as a result of sustained increased funding for RUS programs and the impact of continuing changes in the electric and telecommunications program structures and policies. RUS continues to require substantial legal assistance with its newest program, the Broadband Loan Program. The 2002 Farm Bill also established a new guarantee program for RUS to issue guarantees of bonds and notes issued by lenders to electric cooperatives.

Increasing public concern about global warming coupled with last year's Supreme Court decision in Massachusetts v. EPA, produced a dramatic increase in environmental litigation risks related to RUS involvement in coal-fired generating plants. Initiatives promoting renewable

energy sources and increased energy efficiency are intensifying. The resulting new borrowers, new technologies and new business models produce many new legal issues for which RUS requires significant OGC assistance.

OGC was heavily involved in assisting RMA in the implementation of its policy changes and conversion of pilot programs through the rulemaking process, drafting guidance on various insurance and reinsurance issues, and reviewing binding final agency determinations. OGC has also provided technical drafting assistance for Farm Bill issues regarding crop insurance and has been actively assisting the Federal Crop Insurance Corporation in pursuing non-procurement suspensions, debarments, and disqualifications.

#### NATURAL RESOURCES

Two of OGC=s divisions, the Natural Resources Division (NRD) and the Conservation and Environment Division (CED), as well as counterparts in OGC=s field offices, serve the legal needs of the Department in the area of Natural Resources, primarily the Forest Service and the Natural Resources Conservation Service (NRCS).

OGC supports a substantial docket of litigation involving agency compliance with NEPA, the National Forest Management Act (NFMA) and ESA, and other related statutes, with a pending docket of 79 cases of this type at the close of 2007. Examples include defense of the State Petitions Rule for roadless areas, the Sierra Nevada Framework, the fuels categorical exclusion, and Healthy Forests Restoration Act projects. New initiatives, such as the planning rule, travel management efforts for off road vehicles, and new NEPA regulations may result in litigation in the coming year.

OGC has provided extensive assistance regarding the preparation and defense of the

Forest Service's 125 Land and Resource Management Plans, as well as administrative appeal systems and drafting and implementation of the new planning rule for forest plans. OGC continues to assist with the integration of fire preparedness with the planning rule. OGC clarified the ability of the Forest Service's Law Enforcement staff to enforce Federal drug laws through drafting an inter-agency agreement with the Drug Enforcement Administration. The use of the national forests by large groups, such as the Rainbow Family, continues to present unique legal challenges for law enforcement.

In the recreation area, OGC drafted national policy on recreation residence permits, drafted proposed rules on administrative appeals, helped revise the Forest Service's national outfitting and guiding policy, and provided advice on indemnity issues for special use permits held by State and local governments. OGC successfully defended challenges to recreational fee legislation, preserving \$20 million in annual revenues.

OGC worked closely with the Forest Service to review drafts of numerous legislative proposals to reauthorize payments to States under the Secure Rural Schools and Community Self-Determination Act of 2000.

In forest management, OGC has provided litigation support and assistance in defense of approximately 25 lawsuits and administrative challenges to timber sale contract claims involving tens of millions of dollars. OGC provided legal advice and assistance to the Forest Service regarding the implementation of stewardship contracts and other agreements to achieve resource management objectives in exchange for forest products, as well as the small business timber sale set-aside program, special forest products disposal, debarments and suspensions, and bid protests.

In real property matters, OGC works closely with the Forest Service, NRCS, and the Agricultural Research Service on a variety of real property issues, including land acquisitions, exchanges, and sales, as well as boundary, status and title matters. For fiscal year 2007, accomplishments in the Forest Service programs included 2,402 acres conveyed through land sales and exchange; 39,268 acres acquired through purchase, donation or exchange; 99,000 acres of mineral rights acquired through condemnation; 351 title claims resolved; and 152 road and trail rights-of-way acquired. In addition, OGC provided legal services to NRCS for the acquisition of lands and conservation easements under various programs, including 925 easements covering 149,216 acres and \$257,696,142 in program funds under the Farm and Ranch Lands Protection Program and the Wetland Reserve Program for NRCS alone in fiscal year 2007.

Given the continued emphasis on the conservation easement programs administered by NRCS and the significant increase in funding to NRCS for these programs, OGC has been forced to make changes in the way in which legal services are provided for the programs. We have moved a lot of the legal review of easements to our field offices to spread the work among more lawyers and support staffs, which has increased the need for more coordination among our various offices. We have increased the use of internal teams and teleconferences, as well as Web-based communications, to achieve consistency and efficiencies in our delivery of legal services. We anticipate that changes in all of NRCS= programs, including the easement programs, by the pending Farm Bill will increase the need for legal services to support the programs, certainly through the initial implementation phase.

OGC has provided legal services on a number of significant issues concerning tribal relations and historical and archeological protection. OGC assisted DOJ in litigation involving the Religious Freedom Restoration Act and the Establishment Clause and provided substantial legal assistance regarding American Indian treaty rights and religious freedom, and historic and archaeological resource protection. OGC has provided legal assistance in the implementation of Executive Order 13007, which requires the protection of sacred sites for Federally-recognized tribes.

OGC counseled the Forest Service on a number of wilderness and wild and scenic river management issues, including representation in litigation and issuance of opinions involving commercial outfitter operations, conflicting recreational uses of rivers, placement of structures and installations, management plan and protection requirements, and issues concerning wildlife management.

OGC provided the Forest Service advice regarding minerals particularly on regulation revision and litigation challenging minerals projects. OGC also provided extensive assistance to the Forest Service regarding hydroelectric licensing projects on National Forest System lands, including counseling the Forest Service regarding conditions on licenses and compliance with the requirements of the Energy Policy Act of 2005.

#### LEGISLATION, LITIGATION AND GENERAL LAW

Through the Associate General Counsel for Legislation, Litigation, and General Law, and the staffs of the Legislation, Litigation, and General Law Divisions, OGC provides legal services to USDA officials and agencies in the areas of legislative drafting and review, review of proposed testimony, oversight of all litigation activities at appellate stages involving USDA programs and activities, handling of personnel and labor issues, determinations of tort claims,

handling of procurement contracts, grants, fiscal law issues, and other areas of law which apply Department-wide. The Associate General Counsel and the attorneys in these divisions also act as principal counsel to agencies in USDA's Research, Education, and Economics (REE) mission area and to all USDA staff offices.

During fiscal year 2007, the Legislation Division provided extensive assistance to USDA policy officials in drafting and analyzing legislative proposals and amendments, and reviewed and coordinated the legal review for USDA in the clearance of legislation and ancillary legislative materials. The Legislation Division also drafted or provided technical assistance in the preparation of bills and amendments for the Secretary, agencies within USDA, members of Congress, Congressional committees, and Senate and House Offices of Legislative Counsel.

Litigation Division attorneys, in cooperation with attorneys from DOJ and other divisions in OGC, presented USDA's position in appellate courts. Litigation Division attorneys recommended seeking certiorari in Earth Island Institute v. Summers. The Supreme Court has granted the petition to review whether the Ninth Circuit Court of Appeals' decision to grant a preliminary injunction, absent a showing by the moving party of a significant risk of irreparable injury if the preliminary injunction does not issue, is in conflict with the decisions of other circuits and the authority of the Supreme Court.

The Litigation Division also assisted DOJ attorneys in representing the Secretary's position before Federal Appellate Courts in other significant litigation including: (a) Navajo Nation v. Forest Service, in which an en banc panel of the Ninth Circuit reviewed whether the Forest Service's authorization of certain improvements at a ski area on the Coconino National Forest substantially burdened Native American tribes' free expression of religion in violation of



the Religious Freedom Restoration Act; (b) Lands Council & Wild West Institute v. McNair, in which the Ninth Circuit granted rehearing en banc to consider whether the Circuit has applied the correct standard of review to Forest Service decision-making under the Administrative Procedure Act; and (c) Creekstone Farms v. USDA, in which our attorneys assisted in preparing a brief filed with the United States Circuit Court for the District of Columbia Circuit which examines USDA's authority to regulate BSE test kits by private parties pursuant to the Virus Serum Toxin Act.

The General Law Division (GLD) provides legal services to all agencies of the Department concerning those areas of law that apply generally to all agencies of the Federal Government. These services include, but are not limited to, personnel and labor matters, procurement, grants, fiscal law issues, intellectual property matters, the determination of claims filed under the Federal Tort Claims Act, and reviewing Freedom of Information Act and Privacy Act appeals. In addition, GLD attorneys assist DOJ with any litigation that arises in these and other areas, and represent the Department in litigation before the Civilian Board of Contract Appeals, the Government Accountability Office, and the Merit Systems Protection Board.

GLD also serves as legal counsel on program matters to specific client agencies in the REE mission area as well as Departmental Administration and USDA staff offices. As program counsel to the REE mission area, GLD commits significant resources to the interpretation of REE program authorities, review of proposed agreements, and counsel regarding the special relationship of the Department with land-grant colleges and universities. As an example of work for staff offices, in fiscal year 2007 GLD provided substantial legal support to the Office of the Chief Economist and Departmental Administration in continuing implementation of the Federal Biopreferred Program.

During the past fiscal year, issues related to the obligation to preserve electronically stored information and other forms of evidence have resulted in the expenditure of substantial efforts educating attorneys in OGC and clients on how to prevent sanctions for spoliation in litigation. GLD has focused much of its advice on the Office of the Chief Information Officer, addressing standards to which the Department must adhere with respect to its preservation obligation, preparing and reviewing Departmental regulations that instruct agency employees on the obligation, and discussing what available technological solutions may assist in meeting those standards.

#### CIVIL RIGHTS

The Civil Rights Litigation Division (CRLD) and the Civil Rights Policy, Compliance and Counsel Division (CRPCCD) are staffed with attorneys with specialized expertise in civil rights and Equal Employment Opportunity (EEO) law. The Division attorneys maintain an extraordinarily diverse workload servicing the civil rights needs of the Secretary and USDA's agencies and staff offices. The divisions have maintained a stellar litigation record while also providing prompt and sound legal advice to our client agencies.

CRLD's litigation duties include 3 active program class actions in Federal District Court and 5 active employment class actions, all of which are pending before the Equal Employment Opportunity Commission (EEOC). The requested damages in these class actions total more than \$30 billion.

USDA continues to implement the April 14, 1999, consent decree in Pigford et al. v. Schafer, originally, Pigford et al. v. Glickman (Pigford). The Pigford complaint was filed in 1997 on behalf of African American farmers alleging racial discrimination in farm lending and

benefit programs. The consent decree provided a framework which assigned tasks and time frames to specific parties to resolve the claims. As of February 4, 2008, 22,691 total claims have been filed under Tracks A and B, and 22,459 of those have been decided. However, of those claims already decided, the Monitor has yet to rule on 9 petitions which have been filed and another 162 petitions are pending reexamination by the Adjudicator or the Arbitrator.

CRLD also coordinates USDA's defense in 2 other program class actions in Federal District Court. These cases are Keepseagle et al., v. Schafer, and Chiang et al., v. Schafer. To date, the Keepseagle case is furthest along in litigation. The District Court certified the Keepseagle class to include all Native American farmers or ranchers, who (1) farmed or ranched between January 1, 1981 and November 24, 1999; (2) applied to the USDA for participation in a Federal program during that time period; and (3) filed a discrimination complaint with the USDA individually or through a representative during the time period. The Keepseagle case is proceeding through lengthy and comprehensive discovery on the merits which has, to date, resulted in the production of more than 800,000 pages of documents to the Plaintiffs. DOJ, with the assistance of CRLD and FSA, has produced data related to five electronic databases comprising well over 1.5 million rows of data on individual loans covering both direct and guaranteed loans.

The remaining program class action is Chiang et al. v. Schafer, filed on behalf of Virgin Islanders, alleging discrimination in the access to and participation in Rural Housing Programs for credit, assistance, training, educational opportunities, housing, or home ownership. The Chiang class was certified by the District Court in the Virgin Islands. In September 2005, the parties participated in mandatory mediation but were unable to resolve the litigation. USDA's motion for summary judgment is pending before the court.

The Garcia and Love putative class actions were brought on behalf of Hispanic farmers and female farmers respectively, alleging discrimination in the administration of farm credit and disaster benefit programs. The D.C. Circuit upheld the lower court's decisions to deny class certification; affirming the dismissal of failure-to-investigate claims raised under the Equal Credit Opportunity Act; and remanding the dismissal of failure-to-investigate claims raised under the Administrative Procedure Act (APA) in Garcia and Love on March 31, 2006, and March 3, 2006, respectively. On November 30, 2007, the District Court reaffirmed its earlier opinion that the APA claim did not state a cause of action in Garcia and Love. On January 16, 2007, the Court granted two motions for the plaintiffs to: 1) certify an interlocutory appeal on the dismissal of the APA failure-to-investigate administrative discrimination claims; and 2) continue the stay of the cases, including a stay on the limitations period for individual plaintiffs to proceed.

Another putative class action, Wise et al. v. Schafer, was filed on October 13, 2000, in the United States District Court for the District of Columbia. The class definition is: African American and female family farmers who were denied participation in farm loan and benefit programs and whose discrimination complaints were not properly processed. On December 4, 2007, the court denied class certification in Wise for the same reasons as set forth in the Garcia and Love cases. Immediately after the December 4th decision, counsel filed a motion asking the court to continue tolling the statute of limitations for individual lawsuits while counsel considers whether to file an appeal on the denial of class certification and the APA claim.

CRLD provides primary litigation defense services in all employment class actions pending before EEOC. Since August of 2000, as a result of CRLD's vigorous defense, EEOC has dismissed more than 30 class action employment complaints for failing to meet the legal

standards for class certification. Currently, CRLD is involved in actively defending the Department in 5 employment class actions. CRLD seeks to resolve those matters that, upon careful review, indicate a need to address apparent under-representation or policies that may have an adverse impact on a particular group of employees. CRLD also carries a full docket of more than 50 complex individual EEO cases pending before the EEOC involving either issues of first impression or disputes over positions at the highest levels within USDA. CRLD litigates these cases on behalf of USDA without the assistance of DOJ. Moreover, recent years have seen a dramatic increase in the demand for CRLD's litigation services in a number of formal individual EEO complaints that were previously defended by non-OGC and even non-attorney agency personnel staff. CRLD continues to provide representation in cases before the Merit System Protection Board and Foreign Service Grievance Board on employment challenges with civil rights implications.

In addition to its primary litigation responsibilities, CRLD currently assists DOJ in the litigation of more than 50 additional individual civil rights cases in both the employment and program areas pending in Federal District Court. Although the AUSAs and/or DOJ attorneys serve as lead counsel, CRLD provides comprehensive litigation support, such as drafting answers, dispositive motions, discovery responses, litigation hold memoranda; deposition participation; and witness preparation. CRLD, on behalf of the entire OGC, tracks civil rights litigation in Federal District Courts in order to gather specific data for reporting purposes pursuant to the Notification and Federal Employee Antidiscrimination and Retaliation "No FEAR" Act regulations. CRLD is also providing training to client Agencies about the preservation of evidence and "litigation hold" requirements pursuant to the newly amended

Federal Rules of Civil Procedure focusing on electronic discovery and electronically stored information.

CRPCCD provides advice and counsel to agency components on civil rights issues, including: (1) completing a tremendous number of legal sufficiency reviews and legal opinions each year; (2) providing daily, informal legal advice to the client agencies; and (3) providing periodic training on civil rights issues. CRPCCD is also responsible for providing advice and assisting in the early resolution of informal EEO matters. In fiscal year 2007, CRPCCD was instrumental in the settlement of several informal EEO matters that otherwise could have resulted in significant litigation.

In an average month, and with only two staff attorneys, CRPCCD staff writes at least 25 formal and informal opinions in response to, or in anticipation of, inquiries on a wide variety of civil rights topics. In fiscal year 2007, CRPCCD provided more than 10 training sessions to a variety of agencies on issues such as reprisal, Alternative Dispute Resolution, preventing EEO complaints, limited English proficiency, and reasonable accommodations.

#### FY 2009 BUDGET REQUEST

For fiscal year 2009, the budget proposes a total of \$42,852,000 for OGC salaries and expenses. This is an increase of \$3,900,000 over fiscal year 2008. This amount includes \$1,131,000 to fund pay costs and \$1,537,000 to maintain and improve service delivery. Approximately 94 percent of OGC's budget is in support of personnel salaries and benefits, which leaves no flexibility for absorbing increased cost for pay, or any other salary adjustments. OGC can only absorb these increases by reducing staff or reassessing its operating requirements for travel, training, supplies, computerized legal research, law library purchases and maintenance

of equipment. This increase is also needed to insure that agencies of the Department receive adequate legal advice. It is critical that legal issues can be identified and addressed at an early stage of decision-making before final decisions have been reached. Involving OGC attorneys in agency decision-making processes helps insure that Departmental decisions comply with applicable legal requirements; litigation is avoided and the government's chances of successfully defending litigation filed against the Department are measurably improved.

During the past fiscal years, OGC achieved significant savings by delaying the filling of attorney vacancies for at least six months and now we must impose the same delay for selected support staff vacancy positions for the remainder of fiscal year 2008. OGC has also reduced travel by 25 percent and limited travel to that deemed absolutely necessary to carry out OGC's mission of providing legal services to USDA offices and agencies. We have eliminated training, except for previously approved training and reduced the allocation for supplies by 25 percent. Taking such prudent actions will place us in a better posture to implement all of OGC's activities in a manner which will assure that we execute a balanced program for the remainder of fiscal year 2008.

We are also requesting an increase of \$1,232,000 and 10 staff years to support significant workload increases in several areas of the office. We are proposing to upgrade to a Senior Level (SL) the position of Assistant General Counsel, Litigation Division, which oversees all USDA appellate litigation matters in Federal and State courts. Four additional attorney staff years are needed in support of the commodity support, disaster payment, and other programs of FSA and the international programs and trade-related activities of the FAS. There continues to be a strong demand for two additional attorney staff years to assist APHIS and FSIS in addressing major animal health and food safety issues of the Department. An additional attorney is needed in the

Natural Resources area to assist with the huge demands in the form of environmental challenges of timber sales and other activities on the National Forests, as well as land management, mining, and permitting activities. There is also a strong demand for an additional attorney to face the challenges in the areas of contracts, procurement, competitive sourcing activities of Federal functions and in confidentiality issues arising from USDA's animal identification program activities. Finally, an additional attorney is also needed in OGC's Kansas City office in the areas of farm and loan programs, bankruptcy, risk management and contract law.

CLOSING

That concludes my statement. We very much appreciate the support the Subcommittee has given us in the past. Thank you very much.



## Questions Submitted by Congresswoman DeLauro

## OFFICE OF THE GENERAL COUNSEL

## USER FEE PROGRAMS

Ms. DeLauro: Please update the table from the previous hearing record that lists all the user fee programs for which you receive a reimbursement and the amount of the reimbursement to include fiscal year 2007 actuals and estimates for fiscal years 2008 and 2009.

Response: The information is submitted for the record.

[The information follows:]

USER FEE PROGRAMS  
FY 2007 ACTUAL AND FY 2008 and 2009 ESTIMATE

<u>Program</u>	<u>FY 2007 ACTUAL</u>	<u>FY 2008 ESTIMATE</u>	<u>FY 2009 ESTIMATE</u>
Perishable Agricultural Commodities Act	\$632,650	\$716,000	\$735,000
Agricultural Marketing Act	61,380	64,000	65,000
Tobacco Inspection Act	4,513	5,000	5,000
Cotton Statistics	4,242	4,000	4,000
Plant Variety Protection Act	16,644	17,000	18,000
Research and Consumer Information Act	63,351	85,000	87,000
Animal and Plant Health Inspection Service	419,000	556,000	571,000
Food Safety and Inspection Service	41,200	24,000	24,000
United States Grain Standards Act	6,800	6,000	7,000
United States Warehouse Act	11,800	3,000	3,000
	<u>1,261,580</u>	<u>1,480,000</u>	<u>1,519,000</u>

Ms. DeLauro: Update the table that appears in the previous record showing the attorney-hours spent on each user fee account to include fiscal year 2007 actuals and estimates for fiscal years 2008 and 2009.

Response: The information is submitted for the record.

[The information follows:]

OFFICE OF THE GENERAL COUNSEL  
USER FEE HOURS

<u>Agency</u>	<u>Actual FY 2007</u>	<u>Estimated FY 2008</u>	<u>Estimated FY 2009</u>
AMS .....	7,310	9,390	9,390
APHIS .....	4,807	3,794	3,794
GIPSA .....	51	63	63
FSA .....	25	126	126
FSIS .....	187	461	461
Total .....	12,380	13,834	13,834

## STAFF YEARS

Ms. DeLauro: Please update the table that appeared in the previous hearing record, showing staff years by appropriation and reimbursements, to include fiscal year 2007 and 2008 actuals and fiscal year 2009 estimates.

Response: The information is submitted for the record.

[The information follows:]

OGC Staff Years			
By Appropriation and Reimbursements			
2007 Actual and FY 2008 and 2009 Estimate			
	<u>Fiscal Year</u>		
	<u>Actual</u>	<u>Estimate</u>	
	<u>2007</u>	<u>2008</u>	<u>2009</u>
Office of the General			
Counsel .....	297	294	304
Allocation from			
Hazardous Materials Mgmt....	11	11	11
Staff under other			
USDA appropriations:			
Civil Rights Reimbursables.	4	7	7
AMS-User Fees .....	5	5	5
APHIS-User Fees .....	2	3	3
GIPSA-User Fees .....	0	0	0
FSA-User Fees .....	0	0	0
FSIS-User Fees .....	0	0	0
Total, Other USDA			
Appropriations .....	11	15	15
Total, Office of the			
General Counsel .....	319	320	330

## ATTORNEY HOURS BY CATEGORY

Ms. DeLauro: Please update the table that appears in the previous hearing record, showing attorney-hours worked by category, to include fiscal year 2007 and 2008 actuals.

Response: Actual fiscal year 2007 and estimated fiscal year 2008 information is submitted for the record.

[The information follows:]

Attorney Hours Worked  
Fiscal Year 2007

Areas:	FY 2007	FY 2008
Administrative Cases.....	61,494	62,482
Civil Cases.....	91,376	92,845
Criminal Cases.....	1,655	1,681
Nonjudicial Foreclosures.....	1,781	1,809
Hearing Officer/Claims Adjudicator Cases.....	4,908	4,987
Regulations.....	33,937	34,483
Correspondence/Documents.....	67,336	68,419
Oral Opinions.....	52,639	53,485
Draft or Review Legislation, Legislative Reprts, Testimony..	12,869	13,076
Other.....	38,129	38,742
Total.....	<u>366,124</u>	<u>372,009</u>

ATTORNEY HOURS BY AGENCY

Ms. DeLauro: Also update the table in previous hearing record showing a breakout by agency of the attorney-hours worked for fiscal year 2007 and 2008.

Response: Actual fiscal year 2007 and estimated fiscal year 2008 information is submitted for the record.

[The information follows:]

ATTORNEY HOURS FOR FISCAL YEAR 2007  
(By Agency)

	<u>Hours</u>	<u>Percent</u>
Agricultural Marketing Service.....	19,688	5%
Animal and Plant Health Inspection Service.....	32,821	9%
Agricultural Research Service.....	11,480	3%
Commodity Credit Corporation.....	9,764	3%
Farm Service Agency.....	33,605	9%
Food and Nutrition Service.....	13,382	4%
Food Safety and Inspection Service.....	10,665	3%
Foreign Agricultural Service.....	6,304	2%
Forest Service.....	109,492	30%
Grain Inspection, Packers and Stockyards Administration...	10,286	3%
Natural Resources Conservation Service.....	14,311	4%
Risk Management Agency.....	6,130	2%
Rural Business Cooperative Service.....	6,159	2%
Rural Housing Service.....	32,090	8%
Rural Utilities Service.....	20,910	6%
Other (includes OGC internal management and several USDA agencies where time spent is less than 2 percent)...	29,037	7%
Total.....	<u>366,124</u>	<u>100%</u>

ATTORNEY HOURS FOR FISCAL YEAR 2008  
(By Agency)

	<u>Hours</u>	<u>Percent</u>
Agricultural Marketing Service.....	20,082	5%
Animal and Plant Health Inspection Service.....	33,149	9%
Agricultural Research Service.....	11,652	3%
Commodity Credit Corporation.....	9,862	3%
Farm Service Agency.....	34,109	9%
Food and Nutrition Service.....	13,650	4%
Food Safety and Inspection Service.....	10,878	3%
Foreign Agricultural Service.....	6,430	2%
Forest Service.....	110,806	30%
Grain Inspection, Packers and Stockyards Administration...	10,595	3%
Natural Resources Conservation Service.....	14,740	4%
Risk Management Agency.....	6,204	2%
Rural Business Cooperative Service.....	6,282	2%
Rural Housing Service.....	32,334	8%
Rural Utilities Service.....	21,328	6%
Other (includes OGC internal management and several USDA agencies where time spent is less than 2 percent)...	29,908	7%
Total.....	<u>372,009</u>	<u>100%</u>

Ms. DeLauro: Did OGC acquire and implement new software programs in fiscal year 2007 or 2008, to improve OGC's ability to track attorney hours worked by category? If so, how much will the new software program cost to acquire and implement? What is the timeframe for implementation?

Response: OGC completed the migration to a Microsoft Operating Environment during fiscal year 2007. OGC has not been able to replace the current case tracking system with a system that provides the ability to track attorney hours by category due to budget constraints in fiscal year 2008. The Microsoft software under the current environment would have to be developed and enhanced to provide OGC with the ability to track attorney hours by category. OGC will continue to pursue the development of a case management system, provided that funding is available in fiscal year 2009.

PRIVATE COUNSEL

Ms. DeLauro: Did you initiate the use of private counsel in fiscal year 2007 or 2008?

Response: Under section 18 of the Rural Electrification Act of 1936 (7 U.S.C. 918), upon request of a borrower, the Secretary is authorized to use attorneys and other consultants funded by the applicant in considering requests for financial assistance and lender's approvals. Three borrowers made use of section 18 during fiscal year 2007. One additional borrower has applied to fund RUS use of outside attorneys during fiscal year 2008.

## ATTORNEY LOCATIONS

Ms. DeLauro: Please update the table that appeared in the previous hearing record that shows the number and locations of OGC attorneys.

Response: Following is a table showing our attorneys by location as of May 31, 2008.

[The information follows:]

## Attorney locations and positions

Washington, DC .....	126
Albuquerque, NM .....	4
Atlanta, GA .....	11
Chicago, IL .....	5
Columbus, OH .....	2
Denver, CO .....	12
Harrisburg, PA .....	6
Juneau, AK .....	3
Kansas City, MO .....	7
Little Rock, AR .....	5
Milwaukee, WI .....	6
Missoula, MT .....	5
Montgomery, AL .....	2
Ogden, UT .....	3
Portland, OR .....	9
San Francisco, CA .....	12
St. Paul, MN .....	4
Temple, TX .....	4
Total .....	226

## CIVIL AND CRIMINAL CASES

Ms. DeLauro: Please update the table that appeared in the previous hearing record that shows the number of new and pending civil and criminal cases, as well as the dollar value related to the pending cases, to include fiscal year 2007 and 2008.

Response: Actual fiscal year 2007 and estimated fiscal year 2008 information is submitted for the record.

[The information follows:]

## CIVIL AND CRIMINAL CASES

	<u>New Cases Referred</u>		<u>Pending End of Fiscal Year</u>	
	Civil	Criminal	Civil	Criminal
Fiscal Year:				
2004 .....	6,677	291	11,057	113
2005 .....	5,897	243	15,705	139
2006 .....	5,765	239	18,105	131
2007 .....	4,940	247	16,198	135
2008 Estimate...	4,900	247	16,200	135

## DEBT COLLECTION

	<u>Pending Cases</u>	<u>Dollar Amount</u>
September 30, 2004.....	7,403	\$770,342,886
September 30, 2005.....	6,661	1,021,821,455
September 30, 2006.....	6,529	880,660,817
September 30, 2007.....	5,857	567,959,272
September 30, 2008 Estimate.....	5,900	568,000,000

## LAW LIBRARY

Ms. DeLauro: Please update the law library expenditures table that appeared in the previous hearing record to reflect 2007 and 2008 actuals and fiscal year 2009 estimates.

Response: The information is submitted for the record.

[The information follows:]

LAW LIBRARY COSTS	
<u>Fiscal Year</u>	<u>Total Expenditures</u>
2001	\$864,500
2002	\$506,381
2003	\$938,462
2004	\$496,452
2005	\$603,732
2006	\$734,140
2007	\$826,697
2008 Estimate	\$531,116
2009 Estimate	\$639,465

EXAMPLES OF RECENT PROGRESS

Ms. DeLauro: Provide examples of recent progress, including an estimate of the cost and lawyer staff years associated with providing legal assistance, the number of cases involved, and the outcome of the OGC assistance.

Response: The information is submitted for the record.

{The information follows:}

<u>Selected Examples Of Recent Progress</u>	<u>Estimated Cost</u>	<u>Staff Years</u>	<u>Number Of Cases</u>	<u>Outcome of Assistance</u>
Rural Housing Service and Rural Business-Cooperative Service non-procurement debarment proceedings.	\$5,371	.05	4	OGC reviewed, advised, and represented the Rural Business-Cooperative Service and the Rural Housing Service in bringing proposed and final non-procurement debarment cases. Decisions were reached on individual debarments.
FCIC proposed and final non-procurement debarments, suspensions, and disqualifications.	42,967	.40	45	Reviewed, advised, and assisted FCIC regarding proposed and final non-procurement debarments. Reviews completed.
FCIC Cooperative Agreements and Partnerships pursuant to the Agriculture Risk Protection Act of 2000.	5,371	.05	5	Reviewed and provided advice regarding cooperatives and partnerships and requests for applications for FCIC. New cooperative agreements and partnerships are solicited each year.
Board of Contract Appeals litigation of FCIC cases.	16,113	.15	7	BCA litigation for FCIC cases. OGC represented the Federal Crop Insurance Corporation before the Board of Contract Appeals in matters where the reinsured company filed suit against the government.
Crop Insurance litigation in Federal Courts.	32,225	.30	9	OGC assisted several United States Attorneys in the defense of FCIC in litigation, in Kansas, New Mexico, Minnesota, Iowa, North Carolina, and Washington, D.C.

1000



<u>Selected Examples of Recent Progress</u>	<u>Estimated Cost</u>	<u>Staff Years</u>	<u>Number Of Cases</u>	<u>Outcome of Assistance</u>
Empowerment Zone and Enterprise Community Program.	10,742	.10	7	OGC assisted the Office of Community Development by reviewing and advising the office on questions related to the Empowerment Zone and Enterprise Community Program.
Final FCIC agency determinations.	5,371	.05	3	Reviewed, advised, and assisted FCIC in the issuance of final agency determinations that provide requested statutory and regulatory interpretations to the public.
Debt Collection Improvement Act.	21,484	.20		OGC provided advice to RD, FSA, and FCIC on many issues in connection with implementing the Debt Collection Improvement Act.
RHS Multi-Family Housing prepayment litigation.	112,789	1.05	300	OGC assisted several United States Attorneys in the defense of multiple prepayment lawsuits involving approximately 800 RHS projects. Litigation is proceeding.
Community Facilities.	53,709	.50	24	OGC provided advice to the Community Facilities' staff on many issues, including Faith-Based questions, in connection with the CF loan and grant program. OGC advised CF in the revision of its guaranteed loan regulation. OGC advice also involved faith-based issues.
National Appeals Divisions (NAD).	26,854	.25	8	OGC provided advice to FCIC, RD and FSA in connection with the NAD appeals procedure and in implementation of NAD decisions.

<u>Selected Examples of Recent Progress</u>	<u>Estimated Cost</u>	<u>Staff Years</u>	<u>Number Of Cases</u>	<u>Outcome of Assistance</u>
Renegotiation of the Standard Reinsurance Agreement and Implementation issues for FCIC.	16,113	.15		OGC provided advice on numerous interpretation issues and amendments to the SRA.
Business and Industry Guaranteed Loans and Rural Development Loan and Grant Program of the Rural Business-Cooperative Service.	53,709	.50	16	OGC provided extensive assistance to RBS in evaluating loan and grant applications for conformity with applicable statutes and regulations and in initiating a revision of the B&I regulations.
Farm Security and Rural Investment Act of 2002.	10,742	.10		OGC provided assistance to RBS, FSA, and RHS in developing agency regulations and directives implementing the Farm Security and Rural Investment Act of 2002.
Farm Service Agency Farm Loan Programs shared appreciation agreements.	21,484	.20		OGC provided advice and assistance to FSA, OGC field attorneys, United States Attorneys offices and the Department of Justice litigating various aspects of shared appreciation agreements. OGC assisted FSA in enforcing these agreements.
RHS Multi-Family Housing Revitalization demonstration.	37,596	.35		OGC worked with RHS in implementation of the final Multi-Family Housing reinvention regulation. This also included analysis of prepayment issues. OGC also worked with RHS on a project analyzing the state of the MFH portfolio, preparing vitalization demonstrations, and preparing various notices of funds availability for the Multi-Family Housing loan program.

<u>Selected Examples of Recent Progress</u>	<u>Estimated Cost</u>	<u>Staff Years</u>	<u>Number Of Cases</u>	<u>Outcome of Assistance</u>
Farm Service Agency, Rural Housing Service, and FCIC civil rights issues.	26,854	.25		OGC, in coordination with the Civil Rights Division of OGC, provides extensive continuing advice to FSA on matters pertaining to the implementation of the <u>Pigford</u> civil rights settlement agreement, other minority farmer civil rights cases, the resolution of section 741 discrimination complaints, concerns raised by various minority farmer advocacy groups, and are working on an ongoing RHS civil rights case in the Virgin Islands.
Rural Business-Cooperative Service.	10,742	.10	10	OGC continues to provide ongoing advice to Rural Business-Cooperative Service in the implementation of several newer programs, such as the Rural Business Investment Partnership and the section 2008 biomass energy program.
Debt collection activities of the Rural Business-Cooperative Service under the Business and Industry Guaranteed Loan program.	21,484	.20		The RBS guaranteed loan program is experiencing high losses in large loans which require much forensic analytic effort by OGC to discover the reasons for the loss and to assist RBS in determining if and the extent to which the loan guarantee should be invalidated or reduced.
RBS Energy Program under section 9006 of the Farm Security and Rural Investment Act of 2002.	21,484	.20		OGC worked with RBS on drafting a final rulemaking, the 2005 NOFA, and environmental issues arising under this program.

<u>Selected Examples of Recent Progress</u>	<u>Estimated Cost</u>	<u>Staff Years</u>	<u>Number Of Cases</u>	<u>Outcome of Assistance</u>
Rural Development unified grant and loan guaratee rules.	26,854	.25	2	OGC continues to work on all aspects of the creation and implementation of these two core rules.
RHS Single Family Housing Loans.	16,113	.15		OGC reviewed regulations and provided requested advice concerning guaranteed and direct RHS single family housing loans.
Evaluation of crop insurance policies and plans of insurance submitted to FCIC.	21,484	.20		OGC continues to assist the FCIC Board of Directors in the evaluation of proposed crop insurance policies under procedures mandated by the Agriculture Risk Protection Act of 2000. The FCIC Board has been able to approve or disapprove products with OGC assistance based on whether the interests of producers were protected; the rates were actuarially appropriate, and program integrity was protected. OGC continues to provide advice and assistance regarding interpretation and modification to such policies.
Assist the committees of the FCIC Board of directors.	3,223	.03		Assist in the drafting of charters and in providing advice to the Governance, Audit and Finance Committees of the FCIC Board of Directors.
FCIC Policy and Regulatory changes.	16,113	.15		OGC reviewed, assisted, and advised FCIC in the rulemaking process to implement general administrative regulation policy changes through proposed and final rulemaking.

<u>Selected Examples of Recent Progress</u>	<u>Estimated Cost</u>	<u>Staff Years</u>	<u>Number Of Cases</u>	<u>Outcome of Assistance</u>
Homeland Security.	10,742	.10		OGC provided advice and assistance to FSA and RD on enforcing its emergency program responsibilities under Departmental Regulation 1800-1 and a variety of actions affecting RD and FSA programs in connection to the response to 2005 hurricanes.
Implementation of the Agriculture Risk Protection Act of 2000.	23,632	.22		On an ongoing basis OGC provides advice and counsel to the FCIC Board and FCIC in developing, and approving and implementing, and evaluating pilot programs making such programs permanent and for changes which are made to existing policies as a result of the Agriculture Risk Protection Act of 2000.
FCIC fraud, waste, and abuse.	5,371	.05		OGC continues to work closely with FCIC Regional Compliance offices to resolve issues of fraud, waste, and abuse by insured and insurance companies. Some of these cases are referred to the Department of Justice and some are handled administratively by FCIC.
Rebating, cooperative selling, and premium discounts.	16,113	.15		OGC continues to provide advice and review issues relating to provisions in the Federal Crop Insurance Act, SRA, and regulations and procedures regarding prohibited rebates, the ability of cooperatives to offer rebates authorized by the Act, and the Premium Reduction Plan.

<u>Selected Examples of Recent Progress</u>	<u>Estimated Cost</u>	<u>Staff Years</u>	<u>Number Of Cases</u>	<u>Outcome of Assistance</u>
FOIA, Privacy Act, and Witness requests.	10,742	.10	30	OGC continues to advise FCIC, RHS, RBS, and FSA on legal issues involving the Privacy Act, Freedom of Information Act, and requests for agency personnel to appear as witnesses in litigation in which the Government is not a party.
Advise FCIC concerning Failure of American Growers Insurance Company.	8,593	.08		OGC provided advice to FCIC and the State of Nebraska Department of Insurance regarding the orderly dissolution of the crop insurance business, developed procedures to distribute policies, drafted memorandums of understanding and agreements.
RUS Electric Infrastructure Loans and Guarantees.	213,976	2.00	103	OGC provided legal advice and assistance to RUS in the review and legal documentation of approximately \$4 billion in loans and guarantees to build electric generation plants, high voltage transmission lines and local distribution facilities.
RUS Telecommunications Infrastructure and Broadband loans and guarantees.	160,482	1.50	48	OGC provided legal advice and assistance to RUS in the review and legal documentation of approximately \$627 million in loans and guarantees for telecommunications infrastructure and broadband services.

<u>Selected Examples of Recent Progress</u>	<u>Estimated Cost</u>	<u>Staff Years</u>	<u>Number Of Cases</u>	<u>Outcome of Assistance</u>
RUS Regulations--all programs.	106,988	1.00	8	OGC reviewed, provided drafting assistance, and cleared for legal sufficiency all regulations and notices published by RUS in the Federal Register, including a major revision of the Broadband Program.
RTB Liquidation.	21,398	.20	.5	OGC provided legal advice and assistance in closing approximately 720 stock redemption agreements which culminated in the distribution to shareholders of over \$1 billion of RTB equity funds.
Distance Learning and Telemedicine Grants & Loans.	10,699	.10	11	OGC provided legal advice and assistance to RUS in the review and legal documentation of approximately \$35.9 million in loans and \$10.3 million in grants provided to build distance learning and telemedicine projects.
Electric Program Environmental Disputes.	32,096	.30	15	OGC provided legal advice and assistance to RUS in responding to extensive FOIA requests pertaining to various power supply projects and approvals. These requests often signal potential environmental litigation. OGC also provided litigation support to the Department of Justice in defending the first major environmental suit brought against RUS in over 20 years. The suit has been dismissed but two new environmental lawsuits are now pending.

<u>Selected Examples of Recent Progress</u>	<u>Estimated Cost</u>	<u>Staff Years</u>	<u>Number Of Cases</u>	<u>Outcome of Assistance</u>
Telecommunication/Broadband Program Litigation.	42,795	.40	8	OGC provided litigation support to the Department of Justice in defending RUS against efforts by competitive interests to enjoin the Broadband Program and in prosecuting collection cases. OGC also represented RUS in administrative litigation involving fraud and abuse in these programs and advised RUS on debt settlements.
Development and Review of Farm Bill Proposals.	187,876	1.50		Extensive assistance was provided by OGC counsel regarding the development of commodity and trade provisions in the Administration's Farm Bill proposals, as well as with respect to the review of numerous Congressional proposals.
Trade Adjustment Assistance for Farmers.	12,525	.10	7	OGC assisted the Department of Justice (DOJ) in the defense of claims arising out of administration of the Trade Adjustment Assistance for Farmers (TAA) Program. This program involves payments to farmers adversely affected by import competition. TAA was authorized by the Trade Act of 2002. Approximately 7 cases are currently open and over 60 court decisions have been rendered to date.



<u>Selected Examples of Recent Progress</u>	<u>Estimated Cost</u>	<u>Staff Years</u>	<u>Number Of Cases</u>	<u>Outcome of Assistance</u>
Sugar Program Cases.	12,525	.10	1	<p>The Farm Security and Rural Investment Act of 2002 establishes a comprehensive regime to regulate the marketing of all domestically-produced sugar. In addition to providing advice regarding the implementation of this regulatory scheme, OGC defends against challenges to administrative determinations regarding allocation of sugar processing quotas before Administrative Law Judges and assists the DOJ in litigation involving other aspects of the program.</p>
Foreign Assistance Activities.	250,502	2.00		<p>OGC reviewed and drafted grant and concessional credit agreements with foreign governments and private relief agencies to furnish agricultural commodities to meet humanitarian and developmental needs overseas. OGC also assisted with actions related to use of the Bill Emerson Humanitarian Trust.</p>

<u>Selected Examples of Recent Progress</u>	<u>Estimated Cost</u>	<u>Staff Years</u>	<u>Number Of Cases</u>	<u>Outcome of Assistance</u>
Ocean Transportation Cargo Loss and Damage Claims.	12,525	.10	5	OGC assisted the DOJ in admiralty cases involving the collection of claims arising from damage to, or loss of, commodities provided for use in international humanitarian and developmental programs and other related ocean admiralty issues. Resolution of these claims requires that OGC coordinate the actions of FSA claims collection officials as they compile the relevant shipping documents, which can number in the thousands of pages for each claim, for use in litigation by DOJ. In addition, as requested by DOJ, OGC assisted in the development of briefs filed in such cases.
World Trade Organization (WTO) Disputes.	75,151	.60	3	OGC provided assistance to the Office of the United States Trade Representative regarding a challenge to the U.S. cotton and export credit guarantee programs; a challenge by the U.S. to the European Union (EU) biotech regulatory process; and an action by the EU to force the U.S. to remove tariffs levied as a result of the favorable decision of the WTO that the EU did not have a legally sufficient basis to ban the importation of hormone-treated beef. The first of these cases resulted in an unfavorable decision and OGC counsel presented a portion of the oral argument at the appellate hearing on the case.

<u>Selected Examples of Recent Progress</u>	<u>Estimated Cost</u>	<u>Staff Years</u>	<u>Number Of Cases</u>	<u>Outcome of Assistance</u>
Commercial Export Programs.	31,313	.25		OGC assisted Department personnel in the operation of commercial export programs such as supplier credit and short term export credit programs. This has included claims and collection efforts against losses that the Commodity Credit Corporation may have suffered.
Operation of Commodity Programs.	250,502	2.00		OGC assisted FSA in the administration of the major commodity programs that have expenditures in excess of \$15 billion and involve several million program contracts and marketing assistance loan agreements. Significant assistance has been provided by OGC regarding the successful defense of a major lawsuit involving the termination of the peanut quota program. OGC is also significantly involved in the defense of a number of lawsuits involving the tobacco buyout program.
Operation of Conservation Reserve Program (CRP).	62,625	.50		OGC provided extensive assistance regarding the administration of the CRP, including resolution of issues arising from the approximately 300,000 CRP contracts that are currently in force. Most notably, OGC attorneys provided significant assistance in regard to actions to modify contract terms to allow for expanded use of forage crops planted on CRP acreage.

<u>Selected Examples Of Recent Progress</u>	<u>Estimated Cost</u>	<u>Staff Years</u>	<u>Number Of Cases</u>	<u>Outcome of Assistance</u>
Suspension and Debarment of Entities Referenced in UN Oil-For-Food Programme Investigation.	62,625	.50	over 25	OGC provided significant assistance in administrative actions to suspend and debar two entities and 11 individuals as the result of their actions involving illicit dealings with Iraqi officials and businesses in connection with the Oil-For-Food Programme, including the successful defense of the debarment of AWB Limited before a USDA Administrative Law Judge. OGC continues to assist in the review of other entities referenced in the UN investigative report.
Nutrition Assistance Programs Policy and Integrity Objectives.	30,204	.25		OGC provided legal advice regarding the Secretary's authority to approve a State's privatization project without the need for statutory waiver so long as State merit pay employees continued to conduct applicant interviews and make final eligibility determinations. OGC provided legal advice to the Food and Nutrition Service (FNS) in connection with the imposition of sanctions such as fines, penalties, and suspensions based on violations of the requirements of the Child Nutrition Labeling Program. OGC also provided legal advice resolving the apparent conflict between the Food Stamp Act's (Act) debt collection requirements and the Act's \$10 minimum allotment provisions. OGC continues to work closely with Department officials

<u>Selected Examples of Recent Progress</u>	<u>Estimated Cost</u>	<u>Staff Years</u>	<u>Number Of Cases</u>	<u>Outcome of Assistance</u>
Special Supplemental Nutrition Program for Women, Infants and Children (WIC).	30,204	.25		engaged in evaluating and sanctioning States for their performance in administering the Food Stamp Program under the quality control system.  OGC provided legal assistance regarding the desire of a Native American tribe to become its own State agency for administration of the WIC Program.
FNS Program Litigation.	151,018	1.25	4	OGC assisted in several legal challenges involving the nutrition assistance programs. Among other issues, OGC worked closely with the DOJ Federal Programs Division in response to the appeal by a State agency of a FNS State Food Stamp Appeals Board decision affirming liabilities asserted against the State for failure to timely implement cost of living adjustments and over issuances of benefits in the Food Stamp Program. OGC assisted DOJ in obtaining dismissal of a challenge in Texas to the interim rule implementing the WIC vendor cost containment provisions of the Child and Nutrition and WIC Reauthorization Act of 2004 and dismissal of a similar case brought in Arizona. OGC also achieved an important administrative litigation precedent by persuading the USDA Judicial Officer (JO) to dismiss the FSP quality control appeal of the State of Idaho. This was the first

<u>Selected Examples of Recent Progress</u>	<u>Estimated Cost</u>	<u>Staff Years</u>	<u>Number Of Cases</u>	<u>Outcome of Assistance</u>
Nutrition Assistance Program Regulations.	90,611	.75		such action taken on an appeal of this nature and the first JO review of an administrative law judge's decision on such an appeal.  OGC provided review of a substantial number of proposed and final <u>Federal Register</u> publications, including proposed and final rules implementing new regulations in the Child Nutrition and WIC Programs, including proposed rules regulating household applications and electronic signatures for the National School Lunch Program, and a final rule to revise regulations governing WIC food packages, the first such revision in nearly 30 years.
Disaster Assistance.	12,081	.10		OGC provided review of the legal basis for FNS to operate a disaster Food Stamp Program or a commodity distribution program under the circumstances of a pandemic.
Nutrition Assistance Program Legislation.	24,163	.20		OGC provided assistance and advice in the development of the Administration's nutrition assistance proposals for inclusion in the 2008 Farm Bill.

<u>Selected Examples of Recent Progress</u>	<u>Estimated Cost</u>	<u>Staff Years</u>	<u>Number Of Cases</u>	<u>Outcome of Assistance</u>
Provision of legal assistance with respect to the National Environmental Policy Act (NEPA), the National Forest Management Act (NFMA), the Endangered Species Act (ESA), the Appeals Reform Act and other environmental laws.	215,159	1.75		Assistance provided at the pre-decisional and post-decisional (i.e., administrative appeal) stages with respect to projects and land and resource management plan revisions and amendments, and with respect to regulations, policies, and guidance, particularly the Healthy Forest Initiative, the NFMA Planning rule, the Roadless Area Rules, the Appeals Reform Act Regulation, global climate change and fire management.
Provision of legal assistance in litigation involving the National Environmental Policy Act (NEPA), the National Forest Management Act (NFMA), the Endangered Species Act (ESA), the Appeals Reform Act and other environmental laws.	184,422	1.50	152	Assistance provided in the defense of Forest Service actions in litigation. For FY 2004, 152 cases of this type were pending at some time during the year. 41 new cases of this type were filed against the Forest Service during the year.
Serve as agency counsel assisting DOJ in cases challenging the suspension, modification, or termination of timber sale contracts.	122,948	1.00	35	Defended United States against significant damage claims in Court of Federal Claims and Court of Appeals for Federal Circuit through writing of briefs and trial preparation.
Review proposed revisions to standard timber sale contract clauses and proposed standard stewardship contracts.	122,948	1.00		Assisted Forest Service with implementing two major program initiatives including publication in <u>Federal Register</u> .

<u>Selected Examples of Recent Progress</u>	<u>Estimated Cost</u>	<u>Staff Years</u>	<u>Number Of Cases</u>	<u>Outcome of Assistance</u>
Provision of advice on nonprocurement debarment and suspension of timber sale contractors.	122,948	1.00	15	Assisted Forest Service with implementing program.
Provision of advice on activities related to administration of timber sale program.	245,896	2.00		Revised draft regulation and policy implementing the program, including relief from contracts during severe market decline.
Provision of legal assistance in bid protests of timber sales with GAO.	122,948	1.00	10	Successfully defended agency in 90 percent of protests.
Provision of legal assistance for dispersed recreation, wilderness, wild and scenic rivers national trails and Congressionally designated areas.	30,737	.25		Assisted on issues regarding management of wilderness areas , Wild and Scenic Rivers, National Trails, and Congressionally designated areas.
Provide legal assistance in land purchases and exchange programs.	61,474	.50		Assistance provided in negotiating, contracting, closing, title review, and preparation of instruments of conveyance.
Provision of legal assistance for rights-of-way, access, RS 2477, cost share road systems, and related easement issues.	61,474	.50		Defense of several ongoing lawsuits and administrative settlements.
Provision of legal advice to FS on FOIA, PA, FACA, DWA; implementation of historic preservation matters involving NHPA, ARPA, NAGPRA, etc., revision of administrative appeal regulations.	12,295	.10		Assisted FS in meeting legal responsibilities and reducing litigation risk.



<u>Selected Examples of Recent Progress</u>	<u>Estimated Cost</u>	<u>Staff Years</u>	<u>Number Of Cases</u>	<u>Outcome of Assistance</u>
Provide legal assistance for the resolution of land title claims, encroachments, land grants and Indian claims.	30,737	.25		Settlement and /or prosecution of civil claims over title to land.
Provision of litigation support for taking claims in the U.S. Court of Federal Claims.	24,590	.20	1	Defense of several ongoing cases alleging regulatory takings (e.g. Hage v. U.S.).
Provision of legal services regarding the development of mineral resources on National Forest System lands.	110,653	.90		Assisted in developing updated, proposed rules governing mining operations.
Legal assistance for Indian law tribal relations.	24,590	.20	2	Assisted on First Amendment and sacred sites issues as well as litigation concerning access to various sites concerning Native American religious practice.
Legal assistance for hydroelectrical licensing.	12,295	.10		Assistance with issues in FERC licensing proceedings; finalization of rules for trial type hearings with other agencies, as required by Energy Policy Act of 2005.
Legal assistance for Cooperative/Partnerships and State and Private authorities.	18,442	.15		Advised agency on authorities to work cooperatively with government and non-government entities.

<u>Selected Examples of Recent Progress</u>	<u>Estimated Cost</u>	<u>Staff Years</u>	<u>Number Of Cases</u>	<u>Outcome of Assistance</u>
Provision of legal advice for recreation programs, including coordinating litigation pertaining to off-highway vehicle use, development of travel management directives and enforcement of travel management rule, wind energy policy, standard electric transmission line authorizations, ground water policy, cost recovery directives, implementation of the recreation fee statute, liability issues in the context of the special use program, and accessibility in the context of the recreation program.	245,896	2.00	10	Assistance to the Forest Service in defending litigation challenging management of off-highway vehicle use; in developing directives for off-highway vehicle use and cost recovery for special use applications administrative appeal of certain written decisions pertaining to certain activities on National Forest System lands; in implementing the Federal Lands Recreation Enhancement Act; in requiring states that hold special use authorizations to indemnify the United States; and in developing accessibility guidelines for outdoor developed areas on National Forest System lands.
Provision of legal advice in connection with important legislation concerning the administration of the National Forest System.	61,474	.50		Addressed legal issues relating to implementation of legislation stabilizing payments to states. Assisted in preparing for, and following up to, numerous congressional hearings. Drafted and reviewed legislation, including the Administration Initiatives.
Conservation easement agreements.	30,737	.25		Assisted NRCS with agreements with partnering organizations in easement programs.

<u>Selected Examples of Recent Progress</u>	<u>Estimated Cost</u>	<u>Staff Years</u>	<u>Number Of Cases</u>	<u>Outcome of Assistance</u>
Conservation easement acquisitions and title review.	153,685	1.25		OGC assisted NRCS in enrolling 146,111 acres of land into the Wetland Reserve program through 907 easements/agreements in FY 2005. It is anticipated that this program will grow at an additional 150,00 to 200,000 acres a year. OGC also assisted in enrolling 384,794 acres through 1,219 easement/agreements in the Grassland Reserve Program and 86,209 acres through 507 easements under the Farm and Ranch Land protection Program.
NAD	18,442	.15	8	OGC provided advice to RD, FSA, and NRCS in connection with the NAD appeals procedure and in implementation of NAD decisions.
Farm Security and Rural Investment Act of 2002.	12,295	.10		OGC provided assistance to RBS, FSA, NRCS, and RHS in developing agency regulations and directives implementing the Farm Security and Rural Investment Act of 2002.
FOIA, Privacy Act, and Witness requests.	12,295	.10	30	OGC continues to advise FCIC, RHS, RBS, FSA, and NRCS on legal issues involving the Privacy Act, Freedom of Information Act, and requests for agency personnel to appear as witnesses in litigation in which the government is not a party.
Easement agreements.	24,590	.20		Assisted NRCS with agreements with partnering organizations in easement programs under the Farm and Ranch Land Protection Program.

<u>Selected Examples of Recent Progress</u>	<u>Estimated Cost</u>	<u>Staff Years</u>	<u>Number Of Cases</u>	<u>Outcome of Assistance</u>
Easement acquisition, enforcement, and title review.	276,633	2.25		OGC assisted NRCS in enrolling 149,216 acres of land into the Farm and Ranch Land protection Program and the Wetland Reserve Program through 925 easements/agreements and \$257,696,142 of program funding in FY 2007.
Legal assistance in connection with research and promotion programs.	169,700	1.50	3	OGC provided legal assistance in connection with proposed new research and promotion programs for sorghum, raspberries, and honey producers. Also, we assisted in the implementation of a new honey packer and importer research and promotion. We also brought several administrative enforcement actions under a number of existing research and promotion programs.
Legal assistance in connection with marketing agreements and orders.	452,534	4.00	7	OGC provided assistance in connection with formal rulemaking proceedings that proposed changes to milk marketing orders in connection with Class I and II price formulas, Class III and IV make allowances, and Class II and IV product price formulas. For fruit and vegetable programs, OGC provided assistance in connection with a new program for the handling of leafy greens and with formal rulemaking proceedings involving changes to the marketing orders for California walnuts, California almonds, South Florida avocados, South Texas onions, Florida citrus and tart cherries

<u>Selected Examples of Recent Progress</u>	<u>Estimated Cost</u>	<u>Staff Years</u>	<u>Number Of Cases</u>	<u>Outcome of Assistance</u>
				grown in the States of Michigan, New York, Pennsylvania, Oregon, Utah, Washington and Wisconsin. OGC attorneys have assisted DOJ in connection with several actions pending in the district courts to obtain payments from milk handlers into the producer-settlement fund, and has filed a number of administrative actions to enforce marketing order provisions.
Legal assistance in connection with the Animal Welfare Act and the Horse Protection Act.	452,534	4.00	59	OGC initiated 51 new Animal Welfare Act enforcement cases and eight new Horse Protection Act, cases, and provided legal assistance in connection the prosecution of numerous ongoing actions. During the Year, 35 open cases were successfully concluded.
PACA enforcement cases and reparation litigation services.	244,811	2.50	164	OGC filed 17 new enforcement complaints under PACA; acted as Presiding Officer in 37 cases; and reviewed 110 decisions on the merits in reparation cases.
Packers & Stockyards enforcement and investigations competition.	440,660	4.50	72	OGC filed 49 new enforcement complaints under P&SA, referred 23 cases to DOJ and assisted in 2 competition investigations.
Regulations and workplans for Packers and Stockyards.	24,481	.25		OGC assisted P&S in preparation of workplans and proposed regulations and in clearance of the regulatory actions through the Department and OMB.

<u>Selected Examples Of Recent Progress</u>	<u>Estimated Cost</u>	<u>Staff Years</u>	<u>Number Of Cases</u>	<u>Outcome of Assistance</u>
Assistance to APHIS in connection with proposed and final rules dealing with imports, interstate movement, and control and eradication programs regarding plants and plant products, animals and animal products.	585,573	5.50		OGC assisted APHIS in the drafting, review and revision of over 200 proposed and final rules, notices, and administrative orders involving APHIS animal and plant disease control, management and eradication programs, biotechnology regulation, and the establishment of import requirements.
Litigation challenging APHIS program activities regulating animal and plant health, biotechnology regulation, APHIS' Wildlife Services animal damage control projects and affirmative administrative litigation to enforce APHIS regulations and orders.	425,871	4.00	275	Litigation includes an action to enjoin the Minimal Risk Regions II rule expanding allowable imports of live cattle and beef products from Canada. The case is pending in the district court. Citrus canker litigation involving APHIS quarantine rules and compensation program were resolved at the district court level. Biotechnology-related litigation involving RR bentgrass was resolved satisfactorily and RR alfalfa litigation resulted in an injunction against the agency. As a result the agency is preparing an EIS, and is appealing the scope of the injunction.
Food safety and inspection service Rulemakings, Notices, and Directives.	212,936	2.00		OGC assisted FSIS in the review and revision of rules, policy notices, and directives that included a final BSE rule regulating Specified Risk Materials, publication of recall information, and equivalency determinations to facilitate international trade.

<u>Selected Examples of Recent Progress</u>	<u>Estimated Cost</u>	<u>Staff Years</u>	<u>Number Of Cases</u>	<u>Outcome of Assistance</u>
Litigation Involving Food Safety Programs and Regulations and Enforcement Actions under the Federal Meat Inspection Act, Poultry Products Inspection Act, and the Egg Products Inspections Act.	266,169	2.50	145	OGC worked with USDA's OIG and with the Department of Justice on criminal and civil actions resulting in successful prosecutions and injunctive actions against violations of these inspection laws. OGC attorneys also litigated successfully administrative proceedings involving the withdrawal and suspension of inspection for violations of regulatory requirements.
Patent applications prepared and prosecuted before the Patent and Trademark Office for inventions of USDA employees with the objective of obtaining patent protection for the Government.	70,316	.70	159	74 applications prepared and submitted, 37 patents were obtained, 24 applications were abandoned, and 24 cases were otherwise closed.
Reviewed and decided Federal Tort Claims Act (FTCA) claims.	50,226	.50		Granted, denied, or settled approximately 60 FTCA claims.
Processed and reviewed Freedom of Information (FOIA) and Privacy Act (PA) requests and appeals.	100,451	1.00		Reviewed and approved approximately 150 FOIA and PA appeals.
Handled cases under FOIA, PA, FTCA, and other laws.	401,804	4.00		Assisted DOJ attorneys litigation approximately 41 newly filed FTCA, FOIA, PA cases and many additional pending cases.

<u>Selected Examples of Recent Progress</u>	<u>Estimated Cost</u>	<u>Staff Years</u>	<u>Number Of Cases</u>	<u>Outcome of Assistance</u>
Provided to OGC and client agencies legal services addressing new rules regarding electronically stored information and litigation.	50,226	.50		Oral and written advice provided; held and attended meeting and conferences; promulgated departmental regulation on E-discovery; issued and assisted with litigation hold letters.
Provided legal services regarding the requirements of FOIA.	30,135	.30		Advised and trained employees of all levels within agencies regarding adherence to the disclosure requirements of FOIA and the bases for invoking exemptions. Advised officials regarding confidentiality of information obtained for the National Animal Identification System.
Provided legal services regarding inadvertent agency disclosures of personally identifiable information (PII).	5,023	.05		Provided advice to agency officials related to protection of PII and elimination of used social security numbers. Advised official of Privacy Act impact of inadvertently disclosures.
Provided legal advice regarding the BioPreferred Program and the voluntary labeling program.	15,068	.15		Legal advice provided; reviewed draft rules.
Directly represented USDA agencies in 33 procurement protest before GAO and 6 contract claims before the Agriculture Board of Contract Appeals. Assisted agencies with 3 agency-level protests.	150,677	1.50	42	Timely resolution of the administrative procurement protests and the agency-level protests. Resolution or progress toward resolution of the administrative contract claims. Specific legal products include memoranda of law, legal motions, and filings and responses to discovery requests.



<u>Selected Examples of Recent Progress.</u>	<u>Estimated Cost</u>	<u>Staff Years</u>	<u>Number of Cases</u>	<u>Outcome of Assistance.</u>
Provided technical assistance on the Farm Bill to the House and Senate Agriculture committees and assisted various agencies in reviewing and drafting Farm Bill legislation.	40,180	.40		Legal advice provided; reviewed draft legislation.
Provided advice during the emergency termination for default of the security guard services contract for USDA facilities and the transition to a new contractor.	8,036	.08		Successful implementation of the termination for default and transition to a new service provider without major disruption in security services.
OGC defended the Secretary's final administrative decisions before the United States Courts of Appeals.	130,183	1.00	7	OGC defended administrative enforcement decisions brought by the Animal and Plant Health Inspection Service pursuant to the Animal Welfare Act and the Horse Protection Act. OGC also defended before the Circuit Courts the Secretary's license revocation decisions in the wake of the bribery scandal at the Hunts Point Terminal Produce Market in New York, New York.
OGC assisted the Department of Justice in drafting and reviewing briefs filed on behalf of the Secretary in the United States Courts of Appeals.	130,183	1.00	50	OGC, in cooperation with attorneys from DOJ, presented USDA's position in appellate courts. These efforts included providing assistance to the Office of the Solicitor General and DOJ counsel, who are representing USDA before the Supreme Court in <i>Earth Island Institute v. Rutherford</i> . Issues before the appellate courts include the National Forest Management Act, the National Environmental Policy Act, farm support programs, the Equal Access to Justice Act, and the Freedom of Information Act.

<u>Selected Examples of Recent Progress</u>	<u>Estimated Cost</u>	<u>Staff Years</u>	<u>Number Of Cases</u>	<u>Outcome of Assistance</u>
OGC advised the Department of Justice on the legal ramifications of federal district court decisions adverse to USDA, the effects of those decisions on USDA programs, and the advisability of appealing those decisions to the United States Courts of Appeals.	130,183	1.00	43	OGC's appellate lawyers prepared the Department of Agriculture's recommendations to the Solicitor General on whether to appeal adverse decisions of various trial courts, or to participate as amicus in appellate or Supreme Court cases. OGC assessed cases arising out of the Freedom of Information Act, the Equal Access to Justice Act, the National Environmental Policy Act; the Civil Rights Act; farmers assistance programs; the Wilderness Act; the Federal Crop Insurance Act; and the Packers and Stockyards Act.
EEO individual formal complaint proceedings before the Equal Employment Opportunity Commission and the Merit Systems Protection Board.	953,122	10.00	140	Representing USDA in the adjudication of individual formal discrimination complaints before the Equal Employment Opportunity Commission and the Merit Systems Protection Board. We anticipate an increase in EEO complaint filings during the time period between the end of the current administration and the beginning of the next administration.
Individual program complaints processed under Section 741 before Administrative Law Judges.	238,280	2.50	3	Representing USDA in the adjudication of individual discrimination complaints processed under Section 741 before Administrative Law Judges.

<u>Selected Examples of Recent Progress</u>	<u>Estimated Cost</u>	<u>Staff Years</u>	<u>Number Of Cases</u>	<u>Outcome of Assistance</u>
EEO individual complaints pending in Federal Court.	953,122	10.00	100	Providing litigation assistance to the Department of Justice in EEO complaints, including, where appropriate, writing litigation reports; drafting answers, briefs, and motions; preparing witnesses; and negotiating settlements.
Individual program complaints pending in Federal Court.	381,249	4.00	7	Providing litigation assistance to DOJ program complaints, including, where appropriate, writing litigation reports; drafting answers, briefs, and motions; preparing witnesses; and negotiating settlements. Note: Will see an increase of program discrimination cases in FY'2009 when individual program discrimination cases are released from complaints (3) in which class certification was denied. Also, program discrimination complaints with over 200 named plaintiffs have been filed pursuant to the Food, Conservation, and Energy Security Act of 2008. Because of mandatory disclosure requirements in these cases, more OGC attorneys may be assigned to deal with the heavy workload.
<i>Forest Kimbrough, et al., v. Schafer, Case: 1:08-cv-00901.</i>	95,312	1.00	1 class action	Class action complaint recently filed pursuant to the Food, Conservation, and Energy Security Act of 2008. Will be meeting with DOJ to develop a strategy on how to handle this class action in addition to other cases being filed under the Act.

<u>Selected Examples of Recent Progress</u>	<u>Estimated Cost</u>	<u>Staff Years</u>	<u>Number Of Cases</u>	<u>Outcome of Assistance</u>
<i>Jody Smith, et al., v. Schafer,</i> EEOC No. 480-2008-00349X.	95,312	1.00	1 class action	Litigating the issue of class certification of class action discrimination complaint filed before EEOC on behalf of national origin (Hispanic) and age employees in Region 5 (California) of the Forest Service who were not selected for promotions and selections for Battalion 31 positions, and discriminatory application of AVUE online application system for the Forest Service. Parties briefed whether the class complaint should be dismissed because of untimely filing of the complaint.
<i>Clifford Herron, et al., v. Schafer,</i> EEOC No. 100-98-7658X.	142,968	1.50	1 class action	Prevailed on the merits in hearing before EEOC in a certified class action complaint filed on behalf of all African American employees of FSA who were denied promotion or the opportunity for promotion to the GS- 13, GS-14 or GS-15 grade levels; case was remanded by the Office of Federal Operations for further proceedings. Unsuccessfully attempted to negotiate a settlement agreement. Class filed action in Federal court to enforce an alleged settlement agreement which was dismissed and remanded the case to EEOC. Actively working with expert to develop statistical evidence to defeat class certification. OGC recently provided data to the EEOC Administrative Judge (AJ).

<u>Selected Examples of Recent Progress</u>	<u>Estimated Cost</u>	<u>Staff Years</u>	<u>Number Of Cases</u>	<u>Outcome of Assistance</u>
<i>Joe Sedillo, et al., v. Schafer,</i> EEOC No. 100-99-7226P.	142,968	1.50	1 class action	Litigating class action complaint filed on behalf of all Hispanic employees of the Forest Service, excluding Region 5, alleging a hostile work environment and discrimination in hiring, promotions, awards, training, and performance evaluations. Engaging in discovery. Also waiting rulings on motions pending since 2005.
<i>Allen Spencer I &amp; II, et al., v. Schafer,</i> EEOC No. 100-99-7910R.	95,312	1.00	2 class actions	Prevailed before EEOC in opposing class certification of class action complaint filed on behalf of all African American employees of USDA alleging a hostile work environment and discrimination in hiring, promotions, performance appraisals, awards, and training opportunities based on race and color; and prevailed before EEOC in opposing class certification of class action complaint filed on behalf of all African American employees of the Forest Service who alleged discrimination based on race and color in recruitment, hiring, selection, promotions, support, retention and other benefits of employment, and African Americans who did not apply for positions or promotions because of the perception that they would not be promoted because of their race. Before denials of class certification, negotiations ensued and failed in attempt to resolve the pending EEOC Spencer class action cases. Denials of class certification appealed to EEOC Office of Federal Operations.

<u>Selected Examples Of Recent Progress</u>	<u>Estimated Cost</u>	<u>Staff Years</u>	<u>Number Of Cases</u>	<u>Outcome of Assistance</u>
<i>Timothy Pigford, et al., v. Schafer,</i> Civil Action No. 97-1978 (PLF) (D.D.C.).	190,624	2.00	1 class action; over 23,000 individual claims	Pursuant to a Consent Decree, reviewing USDA responses submitted to the Adjudicator on Track A claims, reviewing adjudicator decisions and coordinating implementation of adjudicator Track A decisions, preparing appeals and reviewing responses to appeals of adjudicator decisions, assisting DOJ with Track B hearings, and performing other implementation duties other the Consent Decree.
<i>George Keepseagle, et al., v. Schafer, Civil Action No. 1:99CV03119.</i>	285,936	3.00	1 class action	Providing litigation assistance to the Department of Justice in class action complaint filed in U.S. District Court on behalf of all Native Americans participants in farm programs who petitioned USDA at any time between January 1, 1981 through November 24, 1999, for relief from acts of racial discrimination visited on them as they tried to participate in the farm programs. Case proceeded to discovery on the merits. Defendants have produced over 1,000,000 pages of documents which required privilege review and produced 20 years of data; and assisted with preparation of agency witnesses for 25 Rule 30(b)(6) depositions. Staff is currently assisting with interviewing potential agency witnesses and providing support for depositions of fact witnesses.

<u>Selected Examples of Recent Progress</u>	<u>Estimated Cost</u>	<u>Staff Years</u>	<u>Number Of Cases</u>	<u>Outcome of Assistance</u>
Gail Chiang et al., v. Schafer, Civil Action No. 2000/0004 (D.V.I.).	142,968	1.50	1 class action	Provided litigation assistance to DOJ in class action filed in U.S. District Court on behalf of all Virgin Islanders who applied or attempted to apply for, and/or received, housing credit, services, home ownership, assistance, training, and/or educational opportunities from the USDA through its Rural Development offices (and predecessor designations) located in the U.S. Virgin Islands at any time between January 1, 1981 and January 10, 2000. Class was certified and that decision was appealed. Court granted in part and reversed in part the decision which resulted in amending the class definition. Parties completed discovery on the merits and USDA filed Motion for Summary Judgment in March 2007.
Review for legal sufficiency proposed decisions by the Office of Civil Rights and agency civil rights staff with respect to discrimination claims in conducted programs (e.g., farm credit).	47,656	.50	10	Ensures that decisions are made in accordance with Federal statutes, regulations, case law, and DOJ policy and opinions.
Review for legal sufficiency proposed decisions by the Office of Civil Rights and agency civil rights staff with respect to EEO complaints.	47,656	.50	10	Ensures that any payment of compensatory damages is made in accordance with Federal statutes, regulations, case law, Equal Employment Opportunity Commission policy and opinions, and Department of Justice policy and opinions.

Selected Examples Of Recent Progress	Estimated Cost	Staff Years	Number Of Cases	Outcome of Assistance
Review for legal sufficiency proposed attorney's fees decisions by the Office of Civil Rights and agency civil rights staff with respect to both EEO and program complaints.	47,656	.50	5	Ensures that any payment of attorney's fees is made in accordance with Federal statutes, regulations, case law, Equal Employment Opportunity Commission policy and opinions, and DOJ policy and opinions.
Developing and reviewing internal Departmental Regulations and manuals on civil rights issues.	142,968	1.50	10	Clarified procedures and provided legal justifications and reviews for internal Departmental Regulations based on changes resulting from Executive Orders and government-wide regulatory amendments.
Advising and assisting in the implementation of the Section 10708 of the 2002 Farm Bill relating to demographic data collection and reporting and reform of the county committee election process.	23,828	.25	1	Assisting in the development of and providing legal advice on regulations and providing legal opinions and justification for the proposed changes.
Conducting training and producing training materials on civil rights issues for OGC field attorneys and client agencies.	238,280	2.50	15	Ensures that OGC attorneys and Agency clients are well-versed in current legal issues and procedures for both EEO and program civil rights.
Review for legal sufficiency proposed settlement agreements drafted by agency civil rights and human resources staff with respect to both EEO and program complaints.	47,656	.50	20	Ensures that settlements are made in accordance with Federal statutes, regulations, case law, Equal Employment Opportunity Commission policy and opinions, and DOJ policy and opinions.
Respond to executive correspondence, congressional inquiries, media inquiries and other matters on civil rights issues and/or litigation.	142,968	1.50	30	Provides accurate and complete information in response to inquiries from outside USDA regarding civil rights issues and litigation.



<u>Selected Examples Of Recent Progress.</u>	<u>Estimated Cost</u>	<u>Staff Years</u>	<u>Number Of Cases</u>	<u>Outcome of Assistance</u>
Provide advice and counsel in the pre-complaint EEO process.	142,968	1.50	20	Provides advice and counsel to the Office of Civil Rights and agency civil rights staff on the processing of informal complaints and provide advice to managers on their participation in the pre-complaint process.
Provide advice and counsel on reasonable accommodations.	95,312	1.00	20	Provides advice and counsel on complying with EEOC and USDA procedures on reasonable accommodations.
<i>June Douglas, et al., v. Schaefer, Agency Case No. ERS-2007-01090.</i>	95,312	1.00	1 class action	Awaiting assignment of Administrative Judge to this putative class action filed by current and former African Americans over the age of forty, and gender who 1) attended a Federal Government program during which alleged explicit and derogatory language was used; 2) were denied promotions; 3) were denied training opportunities; 4) were denied higher rating performance evaluations; and 5) were denied performance awards. Are litigating whether class complaint should be dismissed because did not file a timely complaint. Meeting with client agency to provide guidance on how to address personnel issued involving named class agents.

## OGC PRIORITIES

Ms. DeLauro: Please provide the Committee with OGC's top priorities for fiscal year 2009.

Response: OGC is taking steps during fiscal year 2008 to deliver a balanced program of legal services to USDA officials and agencies in the face of a severely straitened budget situation. We have continued the numerous cost-saving measures undertaken by OGC in each of the past several years, but have also been forced to implement additional measures. Specifically, we have been extremely selective in filling managerial and support staff vacancies and - notwithstanding numerous vacancies in staff attorney positions - have filled no such attorney vacancies since January of 2008. As OGC expends approximately 93 percent appropriation annually on salaries and benefits of employees, the appropriation level under which we are operating in fiscal year 2008 has posed tremendous difficulties as we have continued our efforts to deliver high quality legal services to USDA officials and agencies.

Our delivery of legal services during fiscal year 2009 will be extremely critical in a number of areas. We anticipate expending considerable legal resources in assisting the Department with implementation of all titles of the newly enacted Food, Conservation, and Energy Act of 2008, Pub. L. 110-234, which became law on June 18, 2008. We also anticipate demands during fiscal year 2009 for expanded legal services in a broad range of areas including (1) ongoing commodity and risk management programs, conservation programs, farm loans and other rural loan and grant programs; (2) natural resources programs, including the defenses of challenges to timber sales and other activities on the National Forests; (3) USDA's animal and plant health inspection activities, including specifically efforts to combat bovine spongiform encephalopathy (BSE), avian influenza, and other diseases which threaten the health of animal and plant species; (4) APHIS biotechnology regulatory programs and activities; (5) the full range of USDA's food safety and other regulatory programs including enforcement activities under the Packers and Stockyards Act; (6) the broad panoply of USDA's agricultural research programs; and (7) provision of legal services to USDA agencies in the areas of equal employment opportunity and civil rights programs.

## EEO COMMISSION

Ms. DeLauro: Please update the table that appears in the previous hearing record showing the number of cases OGC represented before the EEO Commission to include fiscal year 2007 and 2008.

Response: The information is submitted for the record.

[The information follows:]

FY 2005	- 84
FY 2006	- 96
FY 2007	- 116
FY 2008 estimate	- 140

## OBJECT CLASS BREAKOUT

Ms. DeLauro: Provide a detailed breakout of Object Class 25.2 for fiscal years 2007, 2008, and 2009.

Response: The information is submitted for the record.

[The information follows:]

## Other Services Object Class Breakout

Services	Fiscal Year		
	2007 Actual	2008 Estimate	2009 Estimate
Telecommunications Customer Service Center..	\$37,911	\$38,504	\$39,274
NFC Services .....	39,940	40,374	41,181
Financial Systems .....	107,561	107,732	109,887
Controller Operations .....	97,319	98,044	100,005
Contractual Services Other Agencies .....	12,323	21,343	21,769
Employee Assistance Program .....	8,670	8,670	8,843
Excess Property/FMD Operations .....	31,024	24,302	30,462
Procurement System Operations .....	17,698	14,536	14,827
Rehab Furniture .....	4,430	2,021	2,062
Preauthorized Funding .....	4,986	4,986	5,086
Central Shipping and Receiving .....	19,627	18,648	19,021
Miscellaneous Agreements .....	49,666	22,541	22,992
Executive Correspondence .....	34,374	34,561	35,252
Computer Services/Supplies.....	22,571	21,679	22,113
Equipment Maintenance .....	31,093	26,000	26,520
Training .....	63,625	53,625	91,068
EEO Investigations .....	8,900	10,000	10,200
Nontravel Expenses on Travel Vouchers .....	9,992	5,814	5,930
National Archives Storage Costs .....	18,202	18,202	18,566
Health Unit Services .....	13,000	13,000	13,260
1890 Liaison .....	7,478	7,478	7,628
Flexible Spending Account .....	10,926	10,926	11,145
Emergency Operations Center .....	5,902	5,902	6,020
Security Investigations/OPM .....	15,700	15,700	16,014
HACU .....	4,362	4,362	4,449
Broadcast Media/Other Services .....	15,787	8,895	10,169
Diversity Council .....	1,542	1,542	1,573
Target Center .....	2,804	2,804	2,860
Licenses/Software Maintenance .....	53,361	53,767	79,842
Contractual Services - Other .....	3,848	4,022	4,102
E-Gov/USDA Authentication .....	110,710	110,710	116,107
Court Reporter Fees .....	14,822	15,310	12,773
Total, Other Services	\$880,154	\$826,000	\$911,000

## BOVINE TUBERCULOSIS ERADICATION

Ms. DeLauro: Please provide the Committee with an update on the implementation of section 215 of Division N of P.L. 108-7.

Response: All claims made by the El Paso dairy owners for incidental costs pursuant to Section 215 of Division N of P.L. 108-7 related to the El Paso bovine tuberculosis eradication program have been paid in full. There are no pending claims and no further claims are expected to be submitted for incidental costs pursuant to Section 215 of Division N of P.L. 108-7. The total amount of claims that have been paid pursuant to Section 215 of Division N of P.L. 108-7 is \$12,670,786.

## FSA CLAIMS

Ms. DeLauro: Please provide an update on the implementation of section 210 of Division N of P.L. 108-7, as amended by P.L. 108-11. Specifically, what has been done with the \$278,582 or the original funds for the program that remain unexpended since no additional enrollments under the program are expected?

Response: Public Law 108-7 provides, in relevant part, that: "The Secretary shall use not more than \$1,650,000 of funds of the Commodity Credit Corporation (CCC) to reimburse agricultural producers on farms located in the vicinity of Malaga, New Mexico, for losses incurred during calendar years 2002 and 2003 as the result of the application by the Federal Government of tebuthiuron on land on or near the farms of the producers during August 2002. The funds made available under this subsection shall remain available until expended." Under this authorization, the Secretary of Agriculture was directed to use funds of the CCC for the program and funds were not specifically appropriated for this purpose. As is the case with such CCC-funded programs, CCC used its borrowing authority to issue payments to eligible producers and since the total amount of applications did not exceed the amount specified, CCC did not expend \$1,650,000. Because CCC's borrowing authority is not limited by fiscal year constraints, the inclusion of the phrase to "remain available until expended" added no additional authority to CCC in this regard. We have been advised by officials of the Farm Service Agency that all claims have been paid and that no further action is contemplated to be undertaken.

## USER FEE PROPOSALS

Ms. DeLauro: Please provide the Committee with the General Counsel's interpretation of section 719 of P.L. 109-97, and how the USDA has complied with similar provisions in fiscal years 2003, 2004, 2005, 2006, 2007, 2008 and how the USDA intends to comply with that provision in fiscal year 2009.

Response: Section 719 (section 714 of P.L. 110-161) prohibits the use of appropriations to pay the salaries and expenses of personnel who prepare or submit appropriations language as part of the President's budget that assumes revenues or reductions from the prior fiscal year on the basis of user fee proposals not enacted into law prior to submission of the budget, unless such budget submission identifies where spending reductions should occur in the event the user fee proposals are not enacted into law before the fiscal 2009 appropriation conference committee convenes. The plain language requires no further interpretation. This office and the Office of Budget and Program Analysis will work with USDA agencies to ensure full compliance with this provision.

## MAINTAIN AND SUPPORT STAFF

Ms. DeLauro: In the Budget Explanatory Notes, the justification for part of your requested funding increase indicates that \$1,537,000 is to maintain and improve service delivery. Please describe what OGC is proposing with this increase.

Response: This funding is needed to have adequate staff levels to support the agencies and to maintain and improve service delivery to the Department and client agencies. In order to ensure that agencies of the Department receive adequate legal advice, it is critical that OGC attorneys be involved in decision-making before decisions have been reached. By doing so, legal issues can be identified and addressed at an early stage of decision-making. Placing OGC attorneys in the decision-making process helps ensure that Departmental decisions comply with applicable legal requirements; litigation is avoided and improves the government's chance of successfully defending litigation filed against the Department.

Continued absorption of personnel costs increases has affected the critical parts of the base program of OGC, such as travel, training, supplies, printing, communication services, law library purchases and computerized legal research. OGC cannot continue to absorb these costs without adversely affecting on board staff and its ability to continue delivery of high legal services.

## MISSION AREAS AND STAFF YEARS

Ms. DeLauro: Provide a detailed breakdown of what mission areas the increase of \$1,232,000 and 10 staff years is proposed to cover. How much was spent in fiscal years 2007 and 2008 for these mission areas and how many staff years?

Response: OGC is proposing to create an SES position in the Litigation Division to handle all USDA appellate matters in Federal and State courts, briefing and arguing cases in the U.S. Courts of Appeals and preparing all USDA recommendations to the Department of Justice regarding appeals of cases lost at the trial level. In the International Affairs and Commodity Programs Division, four staff years are requested to provide legal services in support of the commodity support, disaster payment, and other programs of the Farm Service Agency and the international programs and trade-related activities of the Foreign Agricultural Service. In addition, heavy commodity program work will increase as a result of the newly enacted Farm Bill. The Regulatory Division will require two additional staff years to provide legal advice and services principally to the Animal and Plant Health Inspection Service and the Food Safety and Inspection Service, including specific efforts to combat BSE, avian influenza, and other diseases which threaten the health of animal and plant species and to biotechnology regulatory programs and activities. OGC is also proposing one staff year in the Natural Resources Division to handle the huge demands in the form of environmental challenges to timber sales and other activities on the National Forests and an additional staff year in the General Law Division to strengthen legal capabilities in the areas of contracts and procurements and in defense of USDA's competitive sourcing activities. The remaining staff year located in OGC's Kansas City, Missouri, Regional Office will be used to provide legal assistance in areas including USDA farm and loan programs, bankruptcy, risk management, and government contract law.

Following is a table that identifies how much was spent in fiscal year 2007 and 2008 for these mission areas and the associated staff years:

[The information follows:]

<u>Area</u>	<u>FY 2007</u> <u>Amount</u>	<u>Staff</u> <u>Years</u>	<u>FY 2008</u> <u>Amount</u>	<u>Staff</u> <u>Years</u>	<u>FY 2009</u> <u>Amount</u>	<u>Staff</u> <u>Years</u>
Litigation	\$446,567	3	\$410,370	3	\$592,862	4
International Affairs and Commodity Programs	1,236,820	9	1,401,727	10	1,821,708	14
Regulatory	1,865,362	15	1,970,565	14	2,180,555	16
Natural Resources	1,931,975	13	1,966,622	13	2,054,915	14
General Law	1,964,177	18	2,249,449	18	2,354,494	19
Kansas City	1,145,507	11	1,227,608	11	1,315,901	12

#### IT AND COMMUNICATION EXPENDITURES

Ms. DeLauro: How much did the Office of the General Counsel spend in fiscal year 2008 for office automation management and communication? Please also update the total estimated for fiscal year 2007.

Response: In fiscal year 2007, OGC spent approximately \$346,244 for salaries and expenses for 3 IT staff years, \$117,571 to purchase and/or replace computer hardware and software, and \$327,916 for communication costs, which includes costs assessed by the Department. For fiscal year 2008, OGC plans to spend approximately \$356,524 for salaries and expenses for 3 IT staff years, \$81,000 for computer hardware and software purchases, and \$135,184 for communication costs.

#### MULTIFAMILY HOUSING PROJECT

Ms. DeLauro: Please update your response in the previous hearing record on the status of the lawsuits on the prepayment eligibility of multifamily housing project owners? How many lawsuits are currently in the judicial system for prepayment of multifamily housing projects?

Response: There are approximately 300 cases pending in the U.S. Court of Federal Claims brought by borrowers in the Housing Act of 1949 Section 515 Program, asserting breach of contract and takings claims against USDA Rural Development Multi-Family Housing due to an alleged deprivation of ability to prepay their loans. In December 2004, the Court of Federal Claims entered a judgment against the United States in *Franconia Associates et al v. United States* for nearly \$15 million on behalf of 25 properties in that lawsuit.

The initial lawsuits, which were filed beginning in 1996, consisted of hundreds of Plaintiffs per case. However, in recent years, the Court of Federal Claims began requiring each Plaintiff to file their case individually for these particular claims. Therefore, while there are approximately 300 cases, there are a larger number of Plaintiffs and properties involved (approximately 800) due to the early consolidation of claims.

Most of these Plaintiffs are represented by the same two law firms, which enabled the government to negotiate a settlement with Plaintiffs that will resolve nearly all of these cases. The settlement was effective as of

May 21, 2007, and the government is currently in the process of collaborating with Plaintiffs to implement this settlement. The cases have been stayed by the presiding judges pending completion of the settlement implementation. Under the settlement methodology, damages are calculated and paid for individual properties using a discounted cash flow model that requires property-specific inputs, including market rents determined pursuant to an independent, third-party market rent study. The government expects the implementation process to be completed by the end of calendar year 2008.

#### BUSINESS AND INDUSTRY

Ms. DeLauro: How many Business and Industry guaranteed loan default resolutions did OGC work on in fiscal years 2006 through 2008 and how many do you expect to work on in fiscal year 2009? Please identify the number of resolutions that are counted in multiple years.

Response: For fiscal years 2006 through 2008, OGC worked on 97 loan default resolutions and we expect to work on 20 in fiscal year 2009. There are 42 resolutions that are counted in multiple years.

Ms. DeLauro: Of the Business and Industry guaranteed loan default resolutions you worked on in fiscal years 2004 through 2008, how many loans did Rural Development not honor the guarantee to the lending institution each fiscal year? What states were the loans made in? Please update your response in the previous hearing record.

Response: OGC has worked on only one Business and Industry loan guarantee that was not honored due to fraud or misrepresentation during fiscal years 2004 to 2008 and that was in Michigan. We believe that that loan guarantee was not honored in fiscal year 2006.

#### LEGAL OPINIONS

Ms. DeLauro: What is the General Counsel legal opinion on the use of section 32 funds to support Agricultural Marketing Service computer systems such as PCIMS or the requested web based purchasing system?

Response: The Agricultural Marketing Service may use section 32 funds to support computer systems, including a Web-based purchasing system, to the extent that such systems relate to program activities authorized by section 32.

Ms. DeLauro: What is the General Counsel legal opinion on the use of funds transferred to the Foreign Agricultural Service from the Commodity Credit Corporation to purchase computer hardware and software?

Response: Section 11 of the Commodity Credit Corporation Charter Act, 15 U.S.C. 714i provides, in part, that:

"The Corporation may allot to any bureau, office, administration, or other agency of the Department of Agriculture or transfer to such other agencies as it may request to assist it in the conduct of its business any of the funds available to it for administrative expenses."

Accordingly, to the extent CCC has determined that it needs the services of the Foreign Agricultural Service (FAS) to conduct the business of the Corporation, CCC funds may be transferred to FAS for administrative expenses, including the purchase of computer hardware and software, subject to the

monetary limitation set forth in section 11. To the extent FAS receives funds from CCC, the use of those funds must be for CCC-related activities, except for up to \$5 million specified in P.L. 110-161.

Ms. DeLauro: What is the General Counsel legal opinion on the use of Federal Crop Insurance Corporation funds to purchase computer hardware and software for the purpose of delivering the crop insurance program?

Response: The Risk Management Agency, receives an appropriation each fiscal year for administrative and operating expenses to carryout the Federal Crop Insurance Program on behalf of the Federal Crop Insurance Corporation (FCIC). These expenses include computer hardware and software expenses. However, there are several authorities that allow such expenses to be paid from certain FCIC funds. They are as follows:

1. Section 515 of the Federal Crop Insurance Act (Act), as amended by the Agricultural Risk Protection Act of 2000, provides the following:  
(j) Information Management.

(1) Systems Upgrades. The Secretary shall upgrade the information management systems of the Corporation used in the administration and enforcement and this title. In upgrading the systems, the Secretary shall ensure that new hardware and software are compatible with the hardware and software used by other agencies of the Department to maximize data sharing and promote the purpose of this section.

(2) Use of Available Information Technologies. The Secretary shall use the information technologies known as data mining and data warehousing and other available information technologies to administer and enforce this title.

(3) Use of Private Sector. The Secretary may enter into contracts to use private sector expertise and technological resources in implementing this subsection.

(k) Funding.

(1) Available Funds. To carry out this section and sections 502(c), 506(h), 508(a)(3)(B), and 508(f)(3)(A), the Corporation may use, from amounts made available from the insurance fund established under section 516(c), not more than \$23,000,000 during the period of fiscal years 2001 through 2005, of which not more than \$9,000,000 shall be available for fiscal year 2001.

(2) Prohibition. None of the funds made available under paragraph (1) may be used to pay the salaries of employees of the Corporation.

2. Section 12021 of the Food, Conservation, and Energy Act of 2008 amends section 515(k) of the Act to read as follows:

(k) Funding.—

(1) Information Technology.—To carry out subsection (j)(1), the Corporation may use, from amounts made available from the insurance fund established under section 516(c), not more than \$15,000,000 for each of fiscal years 2008 through 2011.



(2) Data Mining.--To carry out subsection (j)(2), the Corporation may use, from amounts made available from the insurance fund established under section 516(c), not more than \$4,000,000 for fiscal year 2009 and each subsequent fiscal year. Under current law, the funds available to carry out section 515(j) of the Act have expired and been expended. However, section 515(k) of the Act, as amended, provides \$15 million per year funding for information technology systems upgrades, including the purchase of hardware and software for the 2009 through 2011 fiscal years and \$4 million per fiscal year to support data mining beginning in the 2009 fiscal year.

3. Section 12024 of the Food, Conservation, and Energy Act of 2008 amends section 522(e)(3) of the Act to provide:

(3) Unused Funding. If the Corporation determines that the amount available to provide either reimbursement payments or contract payments under this section for a fiscal year is not needed for such purposes, the Corporation may use--

(A) not more than \$5,000,000 for each fiscal year to improve program integrity, including by--

(I) increasing compliance-related training;

(ii) improving analysis tools and technology regarding compliance;

(iii) use of information technology, as determined by the Corporation; and

(iv) identifying and using innovative compliance strategies; and

(B) any excess amounts to carry out other activities authorized under this section.

Therefore, section 522(e) of the Act, as amended, provides up to \$5 million each fiscal year for information technology needs, which can include both hardware and software.

4. Section 516(b)(2)(A) of the Act reads as follows:

(2) Policy Consideration and Implementation.

(A) In General. For each of the 1999 and subsequent reinsurance years, the Corporation may use the insurance fund established under subsection (c), but not to exceed \$3,500,000 for each fiscal year, to pay the following:

(I) Costs associated with the consideration and implementation of policies, plans of insurance, and related materials submitted under section 508(h) or developed under section 522 or 523.

(ii) Costs to contract for the review of policies, plans of insurance, and related materials under section 505(e) and to contract for other assistance in considering policies, plans of insurance, and related materials.

We have previously interpreted the phrase "costs associated" in section 516(b)(2)(A)(I) of the Act to include any changes needed to the hardware or software necessary for the implementation of policies and plans of insurance offered for sale under the Act.

## DEBT COLLECTION ACTIVITIES

Ms. DeLauro: Please provide the debt collection activities for USDA by amount and by Agency for fiscal years 2006 and 2007.

Response: The information is submitted for the record.

[The information follows:]

<u>Agency</u>	<u>FY 2006</u>	<u>FY 2007</u>
Agricultural Marketing Service.....	\$14,408	0
Animal and Plant Health Inspection Service..	4,011	\$8,609
Commodity Credit Corporation.....	13,331,458	12,579,484
Farm Service Agency.....	302,239,649	244,568,037
Forest Service.....	4,897,009	11,672,671
Natural Resources Conservation Service.....	0	5,262
Rural Business Cooperative Service.....	7,377,912	6,390,035
Rural Housing Service.....	318,339,988	269,100,774
Rural Utilities Service.....	<u>234,456,382</u>	<u>23,634,400</u>
Total .....	880,660,817	567,959,272

## PIGFORD CASE

Ms. DeLauro: What writeoffs in FSA are related to the Pigford case? What is the year to date amount for these writeoffs?

Response: Under the *Pigford v. Johanns* consent decree, class members who file claims under the Consent Decree claims process may receive a discharge of some or all of their farm loan debt to FSA. To date, FSA has discharged approximately \$32 million in debt of class members under the Consent Decree.

## HAZARDOUS MATERIALS MANAGEMENT PROGRAM

Ms. DeLauro: How many FTE's are funded through the allocation from the Hazardous Materials Management program? Why does OGC receive an allocation from the HMM program?

Response: For fiscal year 2008, eleven FTE's will be funded through the allocation from the Hazardous Materials Management Program. OGC provides substantial assistance to the Department on issues relating to the cleanup of hazardous substance sites and compliance with applicable pollution control laws.

## FY 2009 STAFF YEAR INCREASE

Ms. DeLauro: What is the cost associated with each position that is included in the requested increase for 10 staff years in the fiscal year 2009 budget request?

Response: Following is a table that identifies the cost associated with each position:

<u>Office</u>	<u>Cost of Positions</u>
Litigation	\$196,492
International Affairs and Commodity Programs	480,980
Natural Resources	238,990
Litigation	120,995
General Law	106,330
Kansas City	88,213
Total	1,232,000

## FUNDING INCREASE

Ms. DeLauro: The fiscal year 2006 conference report provided an increase of \$2,908,000 for two staff years for additional legal services for the Marketing and Regulatory Programs and for the highest priority needs for which additional funding was requested. This was in addition to the \$869,000 provided for pay costs. With a rescission of \$394,000, the total increase for fiscal year 2006 is \$3,383,000. Provide in detail the amounts, activities and FTE's funded out of this increase.

Response: The fiscal year 2006 increase of \$3,383,000 includes \$1,290,000 to maintain and support current staff, \$1,024,000 for IT expenditures, \$869,000 for pay costs and \$200,000 for 2 additional staff years for the Marketing and Regulatory Programs.

Ms. DeLauro: In a past question for the record, OGC provides the cost of hiring the requested positions in the budget request. Are there additional costs that are not reflected in this increase when OGC hires to fill a position? If the increase is provided in an appropriations Act, would OGC still not be able to hire the additional positions due to lack of funds available to maintain the position? Can you explain why the funding would not be sufficient to hire the additional staff?

Response: There are no additional costs that are not reflected in the increase for 10 staff years in the fiscal year 2009 budget request. If the increase is provided in the Appropriations Act, OGC would be able to hire and maintain the additional positions.

Ms. DeLauro: In fiscal year 2006, OGC was provided funding for two additional legal services for the Regulatory Division. With the addition of these two positions, why does OGC still need an additional attorney position in the Regulatory Division in fiscal year 2009 as requested? Were any positions added in the Regulatory Division in fiscal years 2007 and 2008?

Response: OGC still requires additional attorney positions in the Regulatory Division to handle the challenges faced by Division attorneys in the areas of rulemaking and defense for lawsuits challenging USDA activities as it relates to findings of BSE, and litigation arising from animal and plant health

issues. Additional assistance for legal service will also be provided in connection with plant pest and animal disease eradication programs. No additional positions were added in the Regulatory Division in fiscal years 2007 or 2008.

#### REIMBURSABLE AUTHORITY

Ms. DeLauro: Section 732 of P.L. 109-97 provided permanent authority for agencies and the Department to utilize unobligated funds for the reimbursement of the OGC for charges incurred while representing such agencies and office in cases of employment and other matters. Which agencies use this authority and how much is reimbursed to OGC through this authority in fiscal year 2006 and 2007? Are any additional agencies using this authority in fiscal year 2008?

Response: APHIS, ARS, FS, and FSA used this in fiscal years 2006 and 2007 to reimburse OGC approximately \$441,000 and \$459,000, respectively, for expenses of personnel representing agencies before the Equal Employment Opportunity Commission, the Federal Labor Relations Authority, and the Merit System Protection Board. Currently, there are no additional agencies using this authority in fiscal year 2008.

#### ANIMAL WELFARE AND HORSE PROTECTION ACT PROGRAMS

Ms. DeLauro: OGC expended substantial resources in connection with the Animal Welfare and Horse Protection Act programs. Describe briefly the role of OGC in counseling for administrative enforcement actions brought under these two statutes and review and drafting assistance to the APHIS for rulemaking actions. Update your response in the previous hearing record, as necessary, and provide the number or enforcement cases initiated by OGC, and the number of decisions issued in ongoing cases, in fiscal years 2006 through 2008.

Response: OGC attorneys serve as trial counsel in Animal Welfare Act (AWA) and Horse Protection Act (HPA) cases. In that regard, they review APHIS investigative files for sufficiency of evidence, prepare complaints and other legal pleadings, present evidence at hearings before administrative law judges, and prepare post-trial briefs. In connection with APHIS rulemaking actions under these two programs, OGC attorneys review proposed and final rules to ensure that the regulatory actions proposed conform with statutory authority and relevant executive orders, and provide direction in making changes to meet those regulatory requirements. In fiscal year 2006, OGC initiated 36 AWA and HPA cases and decisions were issued in 37 such cases; in fiscal year 2007 59 cases were initiated and decisions were issued in 35; and to date, in fiscal year 2008, 39 cases have been initiated and decisions have been issued in 37 cases.

#### WORLD TRADE ORGANIZATION (WTO)

Ms. DeLauro: What role does OGC have in WTO negotiations? Update your response in the previous hearing record with a brief description of different reviews of work done by OGC, including efforts in fiscal year 2007.

Response: With respect to WTO negotiations during fiscal years 2007 and 2008, OGC has participated directly in negotiations in Geneva with other WTO member States concerning export credits, food aid, domestic support, monitoring and surveillance, and tariff-rate quota administration. OGC has also participated in consultations with domestic industry related to such negotiations. With respect to other WTO-related activities, during fiscal years 2007 and 2008 OGC continued to have a direct and significant role in writing briefs and presenting oral arguments to the relevant dispute panel and Appellate

Body division in the United States - Upland Cotton dispute with Brazil. In that case, OGC has directly written and presented virtually all arguments concerning the defense of the Export Credit Guarantee Programs. In addition, OGC continues to provide input to the Office of the United States Trade Representative (USTR) in anticipation of the dispute recently initiated by Brazil and Canada concerning the level of agricultural domestic support provided by the United States in several recent years. OGC also continued to advise on the status and impact of the Panel's final report in the WTO case United States - Continued Suspension of Obligations in the European Communities Hormones Dispute (December 2007), including providing USTR comments on the European Communities's comments on the panel's interim report. The International Affairs Commodity Program continued its involvement in the WTO biotech case European Communities - Measures Affecting the Approval and Marketing of Biotech Products, which entered the compliance stage during the fiscal year.

#### LEGAL OPINION CHILD NUTRITION ACT

Ms. DeLauro: What is the General Counsel legal opinion on the date set forth in section 17(h)(11)(E) of the Child Nutrition Act of 1966 for State agency to be in compliance with cost containment?

Response: Section 17(h)(11)(G) of the Child Nutrition Act of 1966 requires that State agencies "comply with this paragraph not later than 18 months after the date of enactment of this paragraph." Section 203 (e)(10) of the Child Nutrition and WIC Reauthorization Act of 2004 amended paragraph 11 of section 17(h) on June 30, 2004, to add the cost containment requirements of subparagraph (E), as well as numerous other cost containment provisions related to vendors under the Special Supplemental Nutrition Programs for Women, Infants, and Children (WIC). Thus, all of the cost containment provisions of paragraph 11, including those in subparagraph (E), were required to be implemented by the State agencies not later than December 29, 2005. Subparagraph (E) requires that, if a State agency elects to authorize vendors that derive more than 50 percent of their food sales revenue from WIC food instruments (above-50-percent vendors), it must first receive certification from the Secretary of Agriculture under specific cost containment requirements. There is no required date by which certification must be requested, but a State agency may not authorize above-50-percent vendors until it receives certification.

#### CONSOLIDATED APPROPRIATIONS ACT, 2005

Ms. DeLauro: What formal and informal advice has OGC provided on section 780 of the Consolidated Appropriations Act, 2005? Please update the response provided in the previous hearing record, as necessary, and include a discussion as to funds appropriated for fiscal years 2007 and 2008.

Response: OGC has not provided formal advice on section 780 of the Consolidated Appropriations Act, 2005 (2005 Appropriations Act). Informal discussions took place between OGC and the Food and Nutrition Service which confirmed that, pursuant to section 780, none of the funds made available under the 2005 Appropriations Act were available to pay the administrative expenses of a State agency that, after the date of enactment, authorized any new for-profit above-50-percent vendors unless the Secretary of Agriculture determined that authorization of such a vendor was necessary to assure participant access to program benefits. Similar discussions took place regarding section 787 of the Agriculture, Rural Development, Food and Drug Administration and Related Agencies Appropriations Act, 2006, which placed the same restrictions on the availability of funds appropriated for 2006, except that States could receive

administrative funding even though they authorize above-50-percent vendors if they were certified to do so under section 17(h)(11) of the Child Nutrition Act of 1966 (CNA). The same limitation was carried forward under successive continuing resolutions through fiscal year 2007 and up to enactment of the Consolidated Appropriations Act, 2008, which does not include a similar limitation. However, the CNA continues to require States to receive certification from the Secretary before authorizing above-50-percent vendors.

#### REGULATORY ACTIVITIES

Ms. DeLauro: What work has OGC done with APHIS in fiscal year 2007 and to date in fiscal year 2008 on regulatory activities involving BSE, avian influenza, bovine tuberculosis, chronic wasting disease, and exotic Newcastle disease?

Response: OGC assisted APHIS with the development and issuance of the Minimal Risk Regions II proposed and final rules. Following publication of the final rule OGC litigated a challenge to this rule in the Federal District Court in South Dakota. The plaintiffs' motion for preliminary relief was argued in February 2008. The matter is still pending before the District Court. In addition, OGC has assisted APHIS in the development of a more comprehensive revision of the BSE regulations.

With regard to avian influenza, OGC continues to participate in the Department's working group and to assist in the development of plans to respond to an outbreak of the H5N1 strain in the United States. OGC assisted APHIS in the finalization of a rule to expand the National Poultry Improvement Plan to better manage and control potential outbreaks of certain subtypes of low pathogenic avian influenza that have the potential to evolve into highly pathogenic strains. OGC has reviewed rules altering the designation of States affected by bovine tuberculosis and has worked with the agency to develop new proposed rules to revise and harmonize domestic and import regulations regarding the disease.

OGC has worked with APHIS to resolve issues that arose in connection with the agency's proposed rule to establish control measures to eliminate chronic wasting disease from farmed or captive deer and elk herds in the United States. OGC has also provided litigation support to APHIS regarding issues arising in connection with the depopulation of herds affected with chronic wasting disease and related compensation issues. With respect to exotic Newcastle disease, OGC continues to work with APHIS in a case seeking compensation under the Fifth Amendment for the required depopulation of chickens and eggs as a result of the outbreak.

Ms. DeLauro: What work has OGC done on the Secretary's authority to approve State Food Stamp Program implementation of new eligibility systems, including the limitations on functions performed by personnel other than State merit pay employees? How will the language included in section 4116 of the Food, Conservation, and Energy Act of 2008 change this authority?

Response: OGC has advised the Food and Nutrition Service that section 11(e)(6)(B) of the Food Stamp Act of 1977 (FSA) (7 U.S.C. 2020(e)(6)(B)) requires that State merit pay employees undertake the certification of applicant households and that the core certification functions covered by the requirement are the interview and eligibility determination. OGC has also advised that the merit pay employee requirement could be waived under the authority of section 17(b) of the FSA (7 U.S.C. 2026(b)) for time-limited pilot or experimental

projects designed to test changes that might increase the efficiency of the Food Stamp Program. Section 4116 of the Food, Conservation, and Energy Act of 2008 establishes new requirements for the Secretary to develop standards for identifying major changes in the operations of State agencies, including the identification of substantial increases in reliance on automated systems for the performance of responsibilities previously performed by State merit pay employees, and for State agencies to notify the Secretary if they implement major changes and identify and correct any adverse effects of such changes on program integrity or access, including access by households with special needs. The requirement that merit pay employees undertake certification and the authority to waive the requirement for pilot or experimental projects remain unchanged and will continue to apply under the Food and Nutrition Act of 2008.

Ms. DeLauro: What work has OGC done in connection with formal rulemaking proceedings that proposed changes to milk marketing orders in connection with Class I and II price formulas, Class III and IV make allowances, and Class II and IV product price formulas? What is the impact of raising Class I differentials on USDA feeding programs and federal spending? What is the impact on regional milk production of delinking I/II from III/IV?

Response: In connection with the formal rulemaking proceedings that proposed changes to milk marketing orders in connection with Class I and II price formulas, Class III and IV make allowances, and Class II and IV product price formulas, OGC has provided extensive legal services including the provision of legal advice, drafting assistance, legal representation at public hearings, and review of formal rulemaking documents for legal sufficiency. With respect to the impact of raising Class I differentials on USDA feeding programs and Federal spending, AMS advises that the impact is unknown as no estimates were calculated because the Federal Order Program is not a price support program. The Class I differentials are a part of the pricing formulas that provide minimum prices that dairy farmers are to be paid for milk associated with the milk orders and are reflective of the cost associated with ensuring an adequate supply of fluid milk to the market. Payments to dairy farmers include not only the minimum prices established under the orders but also over-order premiums. Regarding the impact of delinking Class I/II from Class III/IV, this question is now under consideration in the open formal rulemaking proceeding regarding Class I and II price formulas.

Ms. DeLauro: What work has the Civil Rights Litigation Division done on the 3 active program class actions in Federal District Court and 5 active employment class actions?

Response: The Civil Rights Litigation Division (CRLD) currently has four active program class actions filed against USDA in Federal District Court. Department of Justice (DOJ) with the assistance of CRLD attorneys filed a motion for summary judgment in *Gail Chiang, et al. v. Schafer* on March 30, 2007, which is still pending. OGC assisted DOJ in identifying and compiling documents, drafting responses to interrogatories, and assisting with depositions. In *George Keepseagle, et al. v. Schafer*, CRLD attorneys assisted DOJ with discovery by compiling and reviewing documents, drafting responses to interrogatories, interviewing witnesses, gathering computer data, and assisting with depositions. OGC continues to work with DOJ to ensure the smooth implementation of the *Timothy Pigford, et al. v. Schafer* Consent Decree by working closely with the Monitor, and our client, the Farm Service Agency (FSA). On May 28, 2008, a new class action complaint, *Forest Kimbrough, et al. v. Schafer*, alleging discrimination by USDA in loan making and loan servicing, was filed pursuant to the Food, Conservation, and Energy Security Act of 2008 (Act),

on behalf of individuals whose late petitions to file claims under the *Pigford* Consent Decree were denied. CRLD issued litigation hold memoranda to key FSA officials in preparation for the lawsuits which will be filed in Federal District Court pursuant to the Act.

CRLD is currently working on six EEO class actions filed before the Equal Employment Opportunity Commission (EEOC). CRLD is working with Economic Research Service in gathering information in anticipation of the assignment of an EEOC Administrative Judge in *June Douglas, et al., v. Schafer*. CRLD has worked with FSA to gather statistical data and provide documents to the EEOC Administrative Judge in *Clifford J. Herron, et al., v. Schafer*. Several motions have been pending since 2005 before the EEOC Administrative Judge in *Joe Sedillo, et al., v. Schafer*. Nevertheless, CRLD has been reviewing civil rights records and Official Personnel Files of the named class agents. The appeals of the denial of class certification in *Allen Spencer I* (Department-wide) and *II* (Forest Service) have been pending before EEOC Office of Federal Operations (OFO) since December 2005, and January 2006, respectively. The parties were contacted by OFO as part of the mediation pilot program to consider settlement in 2007 but the parties declined. CRLD is reviewing agency records and conducting research to defeat class certification before the EEOC in *Jody Smith, et al., v. Schafer*, *Jonathan Melvin, et al., v. Schafer*, *June Turner, et al., v. Schafer*, and *Tina Williams, et al., v. Schafer*, have been filed as class complaints and referred to EEOC but an Administrative Judge has not been assigned. Once the Judge is assigned, CRLD will prepare to brief class certification.

Ms. DeLauro: What work has OGC done on creating new unified grant and guaranteed loan rules involving multiple RD programs that utilize the same core requirements?

Response: OGC has worked on the unified grant and guaranteed rules from their inception. OGC is involved with multiple meetings each week with the contractor and agency representatives. Given the number of diverse programs covered by these rules and the OGC attorneys assigned to these programs, multiple OGC attorneys are involved in the weekly meetings. OGC has worked closely with the Office of Management and Budget and the other clearing entities to resolve issues. OGC's involvement includes working on the regulations, the associated handbooks, the forms, and all aspects of the clearance process leading to final promulgation. OGC's involvement began over a year ago and is expected to at least continue through the end of this year. The unified guaranteed rule is expected to be promulgated later this year and the unified grant rule next year.

Ms. DeLauro: In your testimony, you state that increasing public concern about global warming coupled with last year's Supreme Court decision in *Massachusetts v. EPA*, produced a dramatic increase in environmental litigation risks related to RUS involvement in coal-fired generating plants. What work has OGC done on these legal issues?

Response: OGC is actively assisting the Department of Justice in defending environmental-based lawsuits brought against the Department in connection with the power supply programs of RUS. A proposed coal-fired generating plant in Montana, proposed transmission, gas-fired and coal-fired generating projects in Kentucky, and proposed coal-fired generating plants in Kansas, have all been the subject of lawsuits filed in Federal courts by environmental interest groups. The case in Montana was subsequently dismissed after RUS recently declined to provide financial assistance for the project. The other two are still active. In addition, RUS continues to receive extensive



information requests under the Freedom of Information Act about past and pending power supply projects. This suggests further litigation should be anticipated. OGC also advises RUS on responding to requests for confidential and proprietary information filed by applicants.

Ms. DeLauro: What work has OGC done in providing legal assistance to RUS on the Broadband Loan Program?

Response: RUS has been sued by a cable company seeking to enjoin RUS from making Broadband loans under existing regulations. OGC has provided litigation support to the Department of Justice in defending this suit. In addition, OGC reviewed, provided drafting assistance, and cleared for legal sufficiency RUS regulatory initiatives to make major revisions to the Broadband Program. OGC has also provided legal advice and assistance to RUS in the review and legal documentation of approximately \$627 million in loans and guarantees for telecommunications infrastructure, including broadband services.



**OFFICE OF COMMUNICATIONS**

**Statement of  
Christopher Connelly, Director of Communications  
before the Subcommittee on Agriculture, Rural Development, Food and Drug  
Administration, and Related Agencies**

Madam Chairwoman and members of the Subcommittee, I am pleased to discuss the fiscal year 2009 budget request for the Department of Agriculture's Office of Communications (OC).

When Congress wrote the law establishing the U.S. Department of Agriculture in 1862, it said the Department's "...general designs and duties shall be to acquire and to diffuse among the people of the United States useful information on subjects connected with agriculture in the most general and comprehensive sense of the word." OC coordinates the implementation of that original mandate.

OC coordinates communications with the public about USDA's programs, functions, and initiatives, providing vital information to the customers and constituency groups who depend on the Department's services for their well-being. For example, OC is coordinating the Department's communications efforts relating to the *National Response Frame Work* and *National Preparedness Guidelines*, including the threat of avian influenza and is prepared to activate if necessary a Joint Information Center (JIC), which would support the Department in meeting its obligations in the event of an incident such as an avian influenza detection and/or

outbreak. This effort is a follow-on to efforts OC has undertaken in the past to inform the public of the Department's actions taken to protect animal and human health. In addition, OC also coordinates the communications activities of USDA's seven major mission areas and provides leadership for communications within the Department to USDA employees.

OC is adopting new technologies to meet the increased demands for the dissemination of accurate information in a timely manner. By using the Internet, radio, television and teleconference facilities, we are able to ensure that the millions of Americans whose lives are affected by USDA's programs receive the latest and most complete information. The continuing concern over avian influenza, BSE incidents and our general preparedness to respond to emergencies demonstrates that these technologies are a critical resource used by the Secretary and the agencies to provide timely information, which helps to maintain consumer confidence and stabilize agricultural markets.

OC's five-year strategic goal is to provide maximum support to all mission areas of the Department, in the development of programs and in creating awareness among the American public about USDA's initiatives and services. This is essential to providing effective customer services and efficient program delivery. As a result, we expect more citizens, especially those in underserved communities and geographic areas, to access helpful USDA services and information. A central element of this support is OC's active participation in the Department's eGovernment initiative as part of the President's Management Agenda. OC plays a key role in ensuring that the Department's eGovernment implementation results in the public's improved access to more current, accurate, relevant, and organized USDA products, services, and information. The USDA.gov portal, managed by OC, is customer-or citizen-centric, allowing

OC to target information by audience preference, subject and personalization. On average, 1.5 million citizens access the site weekly. The demand by citizens and other constituencies for information, via USDA.gov, Web casting, electronic mail distribution, teleconferences, and publications, is expected to continue to increase.

OC will continue to take an active role in policy and program management discussions by coordinating the public communication of USDA initiatives. We will continue to provide centralized operations for the production, review, and distribution of USDA information to its customers and the general public. Also, we will monitor and evaluate the results of these communications. Our staff is instructed to use the most effective and efficient communications technology, methods, and standards in carrying out communications plans.

In addition, we are focusing on improved communications with USDA employees, especially those away from headquarters, which will enhance their understanding of USDA's general goals and policy priorities, programs and services, and cross-cutting initiatives.

Our office will continue to work hard to meet our performance goals and objectives. We will work to communicate updated USDA regulations and guidelines, conduct regular training sessions for USDA communications staff to maximize the potential for using communication technologies, while fostering accountability for communications management performance throughout USDA and continuing to work to build a more efficient, effective and centralized OC.

Increasing availability of USDA information and products to underserved communities and geographic areas through USDA's outreach efforts is integral to our performance efforts.

OC will continue to provide equal opportunity for employment and promote an atmosphere that values individuals.

Fiscal Year 2009 Budget Request

OC is requesting a budget of \$9,961,000, which includes an increase to cover FY 2008 and FY 2009 pay costs.

As more than 89 percent of OC's obligations are for salaries and benefits, the requested increase is vital to support and maintain staffing levels for current and projected demands for our products and services. While OC has realized some cost savings by replacing high grade employees who have retired with lower grade employees, our current budget leaves little flexibility for absorbing increased costs. In fact, OC would not be able to absorb the increased salary costs in fiscal year 2009 without placing considerable constraints on daily operations or affecting staff size and therefore the timely delivery of information to the public.

Our central task is to ensure the development of communications strategies, which are vital to the overall formation, awareness and acceptance of USDA programs and policies. OC has led the adoption of content management software which speeds the addition of new material, improves our quality control measures to ensure the accuracy of the information available through the USDA.gov portal, and reduces the staff time required for overall maintenance of the site.

This improved control greatly reduces the time necessary to post important information to the media and the public while providing a greater ability to ensure the accuracy of the information. This allows OC to use a large document and Web repository, sharing resources and information with mission areas and agencies as well as the public.

1055

OC looks forward to continuing our commitment to the American public by providing timely, accurate information about our programs and services.

This concludes my statement, Madam Chairwoman. I will be pleased to respond to any questions.

## Questions Submitted by Congresswoman DeLauro

## Office of Communications

## PUBLIC AFFAIRS ACTIVITIES

Ms. DeLauro: Update the table showing, by agency, the staff levels and dollars devoted to public affairs activities to include fiscal year 2007 actuals and fiscal year 2008 estimates.

Response: The information is submitted for the record.

[The information follows:]

	2007			2008	
<u>Agency</u>	<u>Employment</u>	<u>Staff Years</u>		<u>Employment</u>	<u>Staff Years</u>
Office of Communications:					
Professional	60	60.0		64	64.0
Clerical	9	9.0		9	9.0
Budget Authority	\$9,338			\$9,273	
Location of Staff:					
Washington	69	69.0		73	73.0
Field	0	0.0		0	0.0
Office of the Chief Economist:					
Professional	1	1.0		1	1.0
Clerical	0	0.0		0	0.0
Budget Authority	\$128			\$134	
Location of Staff:					
Washington	1	1.0		1	1.0
Field	0	0.0		0	0.0
ARS:					
Professional	40	40.0		40	40.0
Clerical	3	3.0		3	3.0
Budget Authority	\$4,595			\$4,584	
Location of Staff:					
Washington	43	43.0		43	43.0
Field	0	0.0		0	0.0



	2007			2008	
<u>Agency</u>	<u>Employment</u>	<u>Staff Years</u>		<u>Employment</u>	<u>Staff Years</u>
CSREES:					
Professional	10	10.0		11	11.0
Clerical	2	2.0		2	2.0
Budget Authority	\$848			\$970	
Location of Staff:					
Washington	12	12.0		13	13.0
Field	0	0.0		0	0.0
NASS:					
Professional	2	2.0		2	2.0
Clerical	0	0.0		0	0.0
Budget Authority	\$158			\$174	
Location of Staff:					
Washington	2	2.0		2	2.0
Field	0	0.0		0	0.0
FAS:					
Professional	12	12.0		12	12.0
Clerical	2	2.0		2	2.0
Budget Authority	\$1,932			\$1,971	
Location of Staff:					
Washington	14	14.0		14	14.0
Field	0	0.0		0	0.0
FSA:					
Professional	19	19.0		10	10.0
Clerical	1	1.0		1	1.0
Budget Authority	\$2,235			\$1,301	
Location of Staff:					
Washington	20	19.0		11	11.0
Field	0	0.0		0	0.0
RMA:					
Professional	5	5.0		4	4.0
Clerical	6	6.0		6	6.0
Budget Authority	\$986			\$1,064	
Location of Staff:					
Washington	9	9.0		8	8.0
Field	2	2.0		2	2.0

	2007			2008	
<u>Agency</u>	<u>Employment</u>	<u>Staff Years</u>		<u>Employment</u>	<u>Staff Years</u>
RD:					
Professional	14	14.0		14	14.0
Clerical	0	0.0		1	1.0
Budget Authority	\$1,259			\$1,284	
Location of Staff:					
Washington	14	14.0		15	15.0
Field	0	0.0		0	0.0
NRCS:					
Professional	109	109.0		88	88.0
Clerical	2	2.0		2	2.0
Budget Authority	\$7,905			\$7,479	
Location of Staff:					
Washington	13	13.0		13	13.0
Field	98	98.0		77	77.0
APHIS:					
Professional	23	23.0		22	22.0
Clerical	2	2.0		2	2.0
Budget Authority	\$2,389			\$2,344	
Location of Staff:					
Washington	18	18.0		19	19.0
Field	7	7.0		5	5.0
AMS:					
Professional	6	5.0		7	7.0
Clerical	1	1.0		1	1.0
Budget Authority	\$755			\$855	
Location of Staff:					
Washington	7	6.9		8	7.8
Field	0	0.0		0	0.0
FSIS:					
Professional	17	14.0		17	15.0
Clerical	1	1.0		1	1.0
Budget Authority	\$1,164			\$1,389	
Location of Staff:					
Washington	18	15.0		18	16
Field	0	0		0	0

	2007			2008	
<u>Agency</u>	<u>Employment</u>	<u>Staff Years</u>		<u>Employment</u>	<u>Staff Years</u>
FNS:					
Professional	41	37.3		38	34.2
Clerical	6	5.4		6	5.4
Budget Authority	\$4,117			\$3,934	
Location of Staff:					
Washington	26	23.4		23	20.3
Field	21	19.3		21	19.3
TOTAL, Public Affairs Activities:					
Professional	359	351		330	324
Clerical	35	34		36	35
Budget Authority	\$37,809			\$36,756	
Location of Staff:					
Washington	266	260		261	256
Field	128	126		105	103

## RESOURCES AND STAFF LEVELS

Ms. DeLauro: Provide an update on the description, resources, and staff levels that appeared in last year's hearing record.

Response: The structure of the Office of Communications is submitted for the record. The staff and budget figures represent the fiscal year 2008 estimate.

[The information follows:]

DIRECTOR'S OFFICE: Provides information and networking as an internal support unit to all of USDA communications. In the Director's Office is the Deputy Director, Press Secretary, Assistant Director for Communications Operations, Deputy Press Secretary, Hispanic Liaison and the speech-writing unit, as well as human resource management and personnel liaison functions.

Staff: 13.5  
Budget: \$1,389,467

Assistant Director for Operations: In addition to providing oversight of the Broadcast Media & Technology Center and the Creative Services Center, the Assistant Director oversees the administrative staff formerly in Administrative and Information Services. This staff provides centralized management for administrative support of the Director's and Deputy Director's

offices, as well as for Web Services & Distribution, Constituent Affairs, and Media Communications Coordinators. The budget director provides budget support, and Government Performance Results Act and A-76 support.

Staff: 8  
Budget: \$769,680

Web Services and Distribution: Provides support to the Office of Communications, USDA agencies, and coordinators in publishing content to the usda.gov domain. Content includes but is not limited to news releases, transcripts, speeches, and testimony. Web Services and Distribution also maintains and sends news releases and associated items via a distribution list. This office provides media advisories and delivers news releases to in house reporters for USDA Office of Communications and agencies as needed. This unit within the Office of Communications acts as business owner of USDA.gov and oversees governance with all USDA agencies in coordination with agency Web managers.

Staff: 10  
Budget: \$1,129,333

Constituent Affairs: Performs public liaison duties for the Office of Communications. The primary goal is to provide information about USDA's seven mission areas to the public, media, constituent groups, and USDA employees.

Staff: 5  
Budget: \$549,690

Media Communications Coordination: Coordinates public and media communications for the USDA staff offices, mission areas, and agencies, and develops policies and plans for effective execution of overall basic and operating policy for development and dissemination of public affairs information. The office includes five communications coordinators, working directly with Under Secretaries and senior staff for the agency media relations and press and public communications offices. Communications coordinators also serve as the lead for Federal inter-agency as well as international communications coordination. Additionally, communications coordinators serve as crisis action team members and develop policies and strategies for incident communications to support the National Response Framework as well as continuity of operations.

Staff: 7  
Budget: \$771,948

Broadcast, Media and Technology Center: The Broadcast Media & Technology (BM&T) Center produces a variety of media products in support of USDA mission areas. Products include: informational videos, radio and TV public service announcements, telecasts by satellite and Web cast, satellite media interviews, audio and videoconferences. The BM&T Center creates daily and weekly radio news and information as well as TV feature packages for broadcast and cable outlets. Stories are also posted for viewing on the Internet. BM&T Center also creates a variety of multimedia products including audio and video Web streaming (live and on-demand), DVD and CD projects. Topics covered include Farm Bill negotiations, Renewable Energy and Fuels, World Trade

including Russia and South Korea re-opening their markets to US Beef, training for Financial Management, food safety, nutrition and food programs, Animal and Plant Research, forestry, conservation, employee updates, and administrative training.

Staff: 9.5  
Budget: \$1,226,276

Information Technology Resource Management Staff: The Information Technology and Resources Management (ITRM) Staff, headed by the Office of Communications (OC) Chief Information Officer (CIO), coordinates and administers the use of information technology (IT) within the OC. It is responsible for all IT activities in support of OC's operations, including enterprise architecture; cyber security; network administration; and application support. The OC CIO acts as liaison with the Office of the Chief Information Officer (OCIO) units supporting OC; and the staff provides oversight of contractors developing and maintaining applications for OC centers. The ITRM staff works cooperatively with other agencies and offices of the Department in working to correct the management weaknesses as directed in the areas of the President's Management Agenda: Strategic Management of Human Capital; Financial Management; E-Government; and Budget Performance and Integration.

Staff: 4  
Budget: \$460,384

Creative Services Center (CSC): CSC provides a one-stop source for services and clearance--thus eliminating agencies' need to maintain expensive equipment and similar staffs. CSC offers complete services in communications planning for print, interactive media, marketing, language translations for print material, production art, specialized contracting, editorial review/clearance, and exhibit fabrication. Services are provided to international, national, regional, State, and local USDA offices, as well as to other government agencies upon request. CSC has central printing authority and, therefore, is USDA's liaison with the U.S. Government Printing Office and the Congressional Joint Committee on Printing.

Staff: 22  
Budget: \$2,045,512

Total, Requested:  
Staff: 79  
Budget: \$8,342,290

Note: Total requested reflects only Salaries and Benefits of OC employees.

#### MEDIA SERVICES

Ms. DeLauro: Were there any new media services provided in fiscal years 2007 and 2008? Were any previous services deleted?

Response: In FY 2007 The BM&T Center upgraded the TV Features Edit facility to a non-linear digital edit suite making it compatible with the rest of the production facility. The upgrade allowed the TV Feature suite to share video footage with the rest of the plant digitally, making the work flow more efficient in time and resources. The BM&T Center continues to monitor and

increase, where possible, the broadband capacity of its Web streaming services while working under the tight security controls demanded by cyber-security. The Multimedia Division of the Center has begun to make inroads in podcasting but will need more resources and infrastructure to improve the quality and expand the capacity for this new media service. No services were deleted.

#### PRESS RELEASES ISSUED

Ms. DeLauro: Update the table showing the number of press releases issued by your office.

Response: The information is submitted for the record.

[The Information follows:]

1998.....	515
1999.....	515
2000.....	496
2001.....	300
2002.....	520
2003.....	466
2004.....	527
2005.....	565
2006.....	474
2007.....	384
2008.....	124

Note: the figure given for FY 2008 is through April 30' 2008.

The number of "Departmental" or "National" press releases has decreased because more agency-specific or "regional" news releases are issued by the individual USDA agencies, and are not issued through OC. Most of the agencies' news releases are now accessible via the agency Web-sites, and linked to the USDA Portal administered by OC. This has allowed OC personnel who were handling press releases to concentrate on maintenance and improvement of the USDA portal and Web services. OC coordinators review and clear all agency news releases.

#### REIMBURSEMENTS FROM OTHER USDA AGENCIES

Ms. DeLauro: Update the table showing reimbursements from other USDA agencies to include fiscal year 2007 actuals.

Response: The information is provided for the record.

[The information follows:]

1063

Agency	FY 2007 Actuals
OSEC	\$15,994.00
AMS	7,618.00
ARS	20.00
FSA	1,723.00
RD	4,091.00
RMA	579.00
FAS	13,873.00
RUS	632.00
NRCS	14,301.00
NASS	1,093.00
CSREES	3,888.00
OIG	2,527.00
APHIS	44,810.16
GIPSA	617.00
FSIS	300.00
OCR	1,058.00
OGC	35.00
OCE	455.00
OBPA	118.00
OCHM	1,010.00
ERS	40.00
OSDBU	10.00
OO	733.00
OCFO	5.00
FNS	<u>70,000.00</u>
TOTAL	\$185,530.16

Note: The total reimbursements of \$90,072 given in the FY 2009 Explanatory Notes, page 7-2 was based on only reimbursements for photographic services and did not include reimbursements from three agencies who share the cost of a contract for an access to news services system that they and OC use. The correct total of reimbursements is the \$185,530.16 given above.

## DIFFERENCES BETWEEN OC AND OCIO COMPONENTS OF USDA WEB SITE

Ms. DeLauro: Please explain and differentiate how components of the USDA Website are managed and funded by the office of Communications and the Office of the Chief Information Officer.

Response: OCIO manages the actual hardware and software that comprise the USDA Web site and funds this effort through the USDA e-Gov initiative assessments. The OC has control over the content of the USDA Web site and it fulfills this role either by providing direction to OCIO; the agencies, or by performing specific tasks directly, such as maintaining the main portal page of the USDA Web site. In performing its oversight role, OC may use hardware and software that is a part of OC's local network and Internet connection, such as editing software or the video streaming equipment and software located in OC's BM&T Center. Depending on the nature of the task to be performed, OC may use hardware or software that is part of the OCIO local network and Internet connection. OC also manages enhancements to various components of the USDA Portal, including but not limited to: the content management system, and the portal software.

## DEPARTMENTAL WEB SITES

Ms. DeLauro: Is there a single office responsible for designing the websites Department wide and how the designs should look or is this done on an agency-by-agency basis?

Response: In 2003, a working group across USDA agencies was established to develop a common look and feel for all USDA Web sites. This working group was led by OC. The design was based on an audience analysis of the USDA customer base. The proposed designs were reviewed throughout USDA including but not limited to: CIO's, agency communicator's, and USDA customers during a usability study. In short, the design is owned by all USDA agencies, with direction by OC. OC also maintains and oversees the USDA Web standards guide used across USDA Web properties to achieve a standard look and feel. The USDA Web standards also are consistent with OMB's Web standards with the focus on customers. Agencies are encouraged to engage OC for assistance they might encounter during migration to look and feel standards.

## USDA WEB SITE COMMON LOOK AND FEEL

Ms. DeLauro: In your responses to QFR's in last year's hearing record, you indicated that USDA in 2003 developed a common look and fee for all USDA Web sites. A quick viewing of USDA agency websites reveals that this common look and feel has not been implemented throughout the Department. What is the cause of this delay, and when do you anticipate having all USDA agencies using the same template?

Response: Overall USDA Web site migration is dependent on resource prioritization. As for a completion date, USDA enforces the USDA "look and feel" Web site standards through the Domain Name Approval process. OCIO refers to OC domain name requests that may need assistance in complying with the standards. OCIO will approve/disapprove a domain name request based upon the OC evaluation of the proposed web site. This process provides the domain name requestor an opportunity to adjust the Web site design to meet compliance requirements. In this environment, compliance is an ongoing process of shutting down old sites, those developed before the standards were established and replacing them with new Web sites that conform to the standards.



VIDEO NEWS RELEASES

Ms. DeLauro: Did USDA create any video releases that were released to outside news organizations in FY 2007?

Response: Television producers in the BM&T Center created 98 feature stories in FY 2007. The stories covered mission messages including: Renewable Energy; Farm Bill formation; Conservation; Agricultural Research; Competitive Grants for Research, Education and Extension; Rural Development; Food Safety and Nutrition and Environmental issues. These stories were aired on RFD-TV, the 24-hour satellite channel, and two nationally syndicated agricultural TV programs targeted to rural areas and farmers, as well as many other smaller networks and outlets. USDA-TV feature stories and selected sound bites are also available to the public as streaming media files with direct links from the USDA home page on the Internet.

BMTC also provided video materials for major Food Safety and Conservation campaigns, including the "BeFoodSafe" series of radio public service announcements, and the "Conservation - Our Purpose, Our Passion" television feature story campaign.

WORKING CAPITAL FUNCTIONS

Ms. DeLauro: Please update your response to last year's hearing record as to the functions that are funded out of the Working Capital Fund. How many staff years are funded through the WCF?

Response: OC's functions funded out of the Working Capital Fund (WCF) are grouped into two separate units within OC: BM&T Center; and CSC.

The WCF portion of the BM&T Center supports 16 Full Time Equivalents and produces a variety of media products in support of USDA mission areas. Products include: informational videos, radio and TV public service announcements, telecasts by satellite and Web cast, satellite media interviews, audio and video conferences. The BM&T Center also creates a variety of multimedia products including Web streaming, net meetings/training, DVD and CD projects.

The WCF portion of CSC supports 13 full Time Equivalents and provides centralized design and production management through the use of design standards to support the Department. Design services include: market and media planning, campaign planning and production, exhibitry, publications, posters, and other various creative products.

FTE POSITIONS

Ms. DeLauro: Please update the ten year table with the filled non-WCF FTE positions as of the end of the fiscal year.

Response: The filled non-WCF FTE positions for the OC from FY 1999 to FY 2008 (estimated) are:

[The information follows:]

Fiscal Year	FTE Ceiling	FTE Count Occupied
1999	95	89
2000	90	84
2001	90	78
2002	90	74
2003	90	77
2004	90	74
2005	90	74
2006	80	80
2007	79	77
2008 (estimated)	79	79

## CONSULTANTS

Ms. DeLauro: Does the Office of Communications hire outside consultants? Were any consultants hired in fiscal year 2007?

Response: Through a full and open competition conducted by the Department's contracting officer, the OC established five term contracts in 2003 - better known as Blanket Purchase Agreements (BPAs) - with five General Services Administration (GSA) schedule vendors for advertising and integrated marketing services. In 2007, OC also established a contract through full and open competition conducted by the Department's contracting officer with another GSA vendor for advertising and integrated marketing services. If by "hiring" it is meant that OC tasked one or more of these companies to provide a service under the terms of their contract with OC, then in fiscal year 2007, yes OC's CSC "hired" these companies to help CSC offer targeted advertising and integrated marketing services, as well as graphic design/production services, to several USDA agencies in support of various initiatives.

## EFFORTS IN RESPONSE TO THE HALLMARK-WESTLAND MEAT RECALL

Ms. DeLauro: Please update the Committee on the Department's communication efforts relating to the Hallmark-Westland meat recall.

Response: USDA has acted swiftly since the allegations against the Hallmark/Westland Meat Packing Company surfaced through undercover video footage supplied by the Humane Society of the United States, and USDA aggressively continues its investigation. A timeline of USDA activities is included in the record.

[The information follows:]

- Jan. 30 - OC issues Agriculture Secretary Ed Schafer statement regarding the Humane Society of the United States (HSUS) Handling Allegations and the following actions USDA had taken:
  - o Jan. 30 - USDA called on the Office of Inspector General (OIG) to work with the Department's Food Safety and Inspection Service (FSIS) and Agricultural Marketing Service (AMS) to conduct an investigation into this matter.
  - o Jan. 30 - AMS indefinitely suspended the eligibility of Hallmark/Westland Meat Packing Company to supply ground beef for the Federal nutrition assistance programs.

- o Jan. 30 - Hallmark/Westland Meat Packing Company is not permitted to produce or deliver any products currently under contract.
  - o Jan. 30 - AMS and the Food and Nutrition Service (FNS) place an administrative hold on 37 million pounds of Hallmark/Westland Meat Packing Company products dating back to Oct. 1, 2006. [The hold applied only for products that were in, or destined for Federal nutrition assistance programs, specifically the National School Lunch Program, the Emergency Food Assistance Program and the Food Distribution Program on Indian Reservations.]
  - o Jan 30. - FNS notified State distributing agencies and gave instructions to place on a 10 day hold.
- Jan. 30 - OC Web Services creates a Hallmark/Westland Meat Packing Company collection page - [www.usda.gov/actions](http://www.usda.gov/actions).
- Jan. 31 - OC holds media, stakeholder and congressional staff technical briefings for USDA officials to talk about the inhumane handling allegations with questions and answers.
  - o OC posts transcript from MEDIA technical briefing.
- Feb. 4 - FSIS suspended inspection at the Hallmark/Westland for clear violations of the Humane Methods of Slaughter Act.
- Feb. 5 - OC issues statement by USDA Under Secretary for Food Safety Dr. Richard Raymond on Suspension of Inspection at Westland Meat Company.
- Feb. 6 - OC issues and posts USDA Questions and Answers Regarding the Human Society of the United States' Handling Allegations.
- Feb. 8 - OC holds a media, stakeholder and congressional staff technical briefings for USDA officials to provide an update regarding Hallmark/Westland Meat Packing Company with questions and answers. The following actions were announced during the technical briefing:
  - o Feb. 8 - USDA announced that OIG took the lead in the investigation.
  - o Feb. 8 - FNS extended the administrative hold for the Federal nutrition assistance program products for up to 10 days and dating back to Oct. 1, 2006.
  - Feb. 8 - OC posts transcript from media technical briefing.
- Feb. 15 - OC issues a statement by Agriculture Secretary Ed Schafer regarding animal cruelty charges filed against employees at Hallmark/Westland Meat Packing Company.
- Feb. 17 - Hallmark/Westland Meat Packing Company issues 143 million pound voluntary recall of its products dating back to Feb. 1, 2006.
- Feb. 17 - FSIS issues recall announcement, "California Firm Recalls Beef Products Derived from Non-Ambulatory Cattle without the Benefit of Proper Inspection."
- Feb. 17 - OC holds media, stakeholder and congressional staff technical briefings regarding Hallmark/Westland Meat Packing Company two year product recall with questions and answers. The following USDA actions were announced during the technical briefing:
  - o Feb. 17 - FNS issued recall instructions and destruction forms to affected State distributing agencies and other affected program cooperators for the product on hold in the Federal nutrition assistance programs (i.e., product dating back to Oct. 1, 2006). In accordance with FSIS direction, FNS instructed State distributing agencies and other program cooperators to destroy recalled product by sending it to a landfill, incineration, or inedible rendering.
  - o Feb. 17 - FNS sent email notification regarding product recall to National Processor Agreement Coarse Beef Processors.

- o Feb. 17 - AMS terminates all existing contracts with Hallmark/Westland Meat Packing Company for the production and delivery of ground beef products. This action frees up monies for purchasing replacement products from eligible suppliers.
  - o Feb. 17 - AMS notifies Hallmark/Westland Meat Packing Company that warranty actions will be initiated to recover costs associated with the recall.
- Feb. 17 - OC posts transcript from media technical briefing.
- Feb. 19 - AMS notified FNS of contracts covering the period between Feb. 1, 2006 through Sept. 30, 2006.
- Feb. 19 - FNS issued recall instructions and destruction forms to affected State distributing agencies and other affected program cooperators to cover the product provided to the Federal nutrition assistance programs for the period of Feb. 1, 2006 to Sept. 30, 2006. This brought the total amount of product affected by the recall to 50.3 million pounds.
- Feb. 20 - Email notification sent to National Processor Agreement Coarse Beef Processors.
- Feb. 21 - OC holds a media technical briefing regarding Hallmark/Westland Meat Packing Company to answer follow up questions regarding the recall.
  - o OC posts transcript from media technical briefing.
- Feb. 29 - FSIS issues and posts Backgrounder: Interim Actions to Verify Inspection and Surveillance at Federally Inspected Establishments.
- March 6 - OC issues and posts FSIS fact sheet, USDA's Food Safety and Inspection Service Inspection for Food Safety: The Basics.
- March 7 - OC updates and re-issues "USDA Questions and Answers Regarding the Human Society of the United States' Handling Allegations."
- March 11 - FSIS updated fact sheet, "USDA's Food Safety and Inspection Service Inspection for Food Safety: The Basics" and re-issued.
- On going: FNS continues to provide technical assistance to State distributing agencies and other cooperators to conduct the recall.
  - o State distributing agencies and other program cooperators continue to submit data regarding inventory through the rapid alert system or as otherwise instructed.
- May 7 - OC issues Statement by USDA Secretary Ed Schafer on HSUS Animal Cruelty Video.

All communications materials that have been developed and posted can be found at [www.usda.gov/actions](http://www.usda.gov/actions).

#### JOINT INFORMATION CENTER

Ms. DeLauro: Please update the Committee on the Office of Communications' role in activating a Joint Information Center.

Response: In the event of an agricultural or animal health emergency that is national in scope, OC, with support from USDA agencies, will conduct operations from a USDA Joint Information Center (JIC). Should an incident requiring a coordinated Federal response due to a natural or man-made disaster occur, OC will maintain its JIC and participate in the designated U.S. Department of Homeland Security (DHS) National JIC during the emergency.

Once an agricultural or animal health event occurs in the United States, the USDA OC emergency response staff will work from USDA headquarters and maintain, if warranted, a 24/7 JIC for emergency communications coordination. Public affairs staff members from the agencies as well as other affected Federal Departments will be invited to support the USDA JIC. When the JIC is activated, OC will send a field public information officer (PIO) who will link back to the JIC in order to support the incident command structure.

Should the President of the United States declare an agricultural or animal health event as an incident requiring a coordinated Federal response, under the National Response Framework and National Incident Management System, OC emergency response staff will continue to work from USDA headquarters and maintain a 24/7 joint information center for emergency communications coordination with support from public affairs staff members from the agencies. OC will coordinate closely with the DHS and assign a PIO to support the DHS National JIC and incident command structure. The USDA PIO represents and advises the Incident Command on all public information matters relating to USDA and management of the incident. In a large-scale operation, the PIO serves as a field PIO with links to the OC JIC.

#### IT SYSTEM AND SERVICE UPGRADES

Ms. DeLauro: The fiscal year 2009 budget request includes an increase of \$447,000 to fund IT system upgrades and expand service offering. How much of this increase would go to travel, training, and administrative costs? Are you hiring additional FTEs? Why is this increase necessary? Please provide a breakdown of how much of this increase is for IT system upgrades for radio, video and other products accessible via the Internet and how much is to expand service offerings such as Podcasting and Really Simple Syndication?

Response: The proposed initiative will: allow the BM&T Center to upgrade its video equipment and facilities to conform to the Federal Communications Commission (FCC) mandated adoption of the Advanced Television Systems Committee Digital Television standard commonly known as High Definition or HD; provide for the upgrading of the BM&T Center radio studio to the latest digital version of hardware and software; allow the BM&T Center to incorporate Podcasting and Really Simple Syndication services as an element of the support the BM&T Center provides to the Department; and allow the Office of Communications to accurately track the number of page views on the USDA Web portal. The breakdown of the cost of this initiative is given in the table below.

[Information follows:]

Office of Communications IT System and Service Upgrades		
Cost Component	Description	Cost
FTE	No FTE will be hired to support these initiatives	
Administrative Costs	None	0.00
Travel	None	0.00

Office of Communications IT System and Service Upgrades		
Cost Component	Description	Cost
Training	For upgraded radio studio software and network administration in support of radio, video and podcasting	14,000.00
Video and Audio Podcasting	<p>Acquire a robust automated Podcasting system. This automated Podcasting system would primarily enable small and large USDA agencies to efficiently deploy and project their audio and video messages/content over a range of output mediums and distribution platforms. The Podcasting service automatically acquires video and audio from various supported sources, adds watermarks, subtitles, bumpers and trailers, photos and other graphics, and then transcodes the video into the necessary formats and automatically delivers Podcasts to the selected distribution outlets for USDA. The system would have modules for Podcast, video e-mail on demand, and instant delivery including scheduling and client insertion of metadata and Public Service Announcement modules. The system requires a small amount of manpower. USDA agencies can interface with the system directly. This will allow remote file management to give each agency the power to control their content when they need it to be broadcast throughout the U.S. and globally.</p> <p>When the system completes the work flow the podcast is automatically generated without any manual intervention or operation. When viewers are looking for the daily feeds this system will provide consistent feeds to the internet without delay.</p> <p>This service will be a critical component of OC's support of the "National Planning Guidelines" "Emergency Public Information and Warning" Target Capability</p>	157,700.00
Camera and Recorder Upgrade	Upgrade USDA TV Feature suite to allow HD output to meet 2009 FCC requirements.	38,000.00
Web Portal Management Software	Upgrade software to allow OC staff to update and maintain USDA Web Portal code.	7,000.00
Web Analysis Service	Subscribe to Akamai's "Web analytics basic" service to track page views	13,000.00

Office of Communications IT System and Service Upgrades		
Cost Component	Description	Cost
ForeSee Upgrade	Upgrade software that allows Web customers to choose which agency survey they want to take.	2,500.00
Radio Studio and Service Upgrade	The current digital acquisition and distribution system of the USDA radio service will need to be upgraded to the next software version when it is released in January 2009. The cost of the upgrade to this media rich version will also include hardware upgrades for disk space, memory, server monitoring software, fiber storage and upgraded UPS power supply to meet new requirements.	\$24,800.00
Video Studio Upgrade	The existing studio equipment is over 15 years old and is analog. Several pieces of gear such as studio cameras cannot be repaired or their useful life has expired. The studio requires an extensive upgrade to meet current needs of our audiences and the USDA officials that are interacting with them. Most importantly this upgrade would allow USDA to provide to broadcasters and others a digital signal that would meet the FCC mandated transition to digital broadcasting in 2009.  Studio upgrade would include conversion of the studio control room to digital, and installation of energy efficient lighting to reduce overall energy use.	\$140,000.00
Security Certification and Accreditation	In accordance with Federal law and regulations, the upgraded systems would have to undergo security certification and accreditation.	50,000.00
TOTAL:		\$447,000.00





OFFICE OF THE CHIEF ECONOMIST

Statement of Joseph Glauber, Chief Economist  
Before the  
Subcommittee on Agriculture, Rural Development,  
Food and Drug Administration, and Related Agencies

Madam Chairwoman and members of the Subcommittee, thank you for the opportunity to discuss the general economic situation in U.S. agriculture. My comments are intended to present background information for the Subcommittee's review of the Department of Agriculture's (USDA) fiscal year (FY) 2009 budget submission. I will review the major factors affecting agricultural markets in the coming year and their implications for financial conditions in U.S. agriculture.

This year marks the second straight year of strong prices—year over year records for many commodities—and this trend is not likely to abate soon. The rapid expansion of ethanol production fueled by high energy prices and new energy legislation will continue to play a major driving force in US and world agriculture. Yield growth and supply response both in the US and abroad will help moderate crop prices in the long run, but for the near term, tight supplies will keep markets volatile with much attention paid to growing conditions worldwide.

World economic growth is projected to increase at a 3.5-percent average annual rate between 2008 and 2017, after averaging 2.9 percent annually in 2001-07. Strong

economic growth in developing countries, particularly important for growth in global food demand, is projected at 5.8 percent annually for 2008-17.

A weaker U.S. dollar has helped boost FY 2008 U.S. agriculture export prospects to the \$100 billion mark by partially offsetting currently high commodity prices. We expect continued strong export demand from this and from rapidly rising developing country incomes. Sustained exports will contribute to profitable agricultural prices and gains in farm cash receipts. However, assuming normal weather, we will face increased competition from South American oilseeds, increased wheat production by traditional exporters, newcomers to the market such as Ukraine, and from livestock producers around the globe. Despite challenges from abroad, the United States will remain a major net exporter in world agricultural markets.

World oil demand is expected to rise due to strong global economic growth, particularly in highly energy-dependent economies in Asia. As a result, returns for ethanol production are projected to remain high, leading to a continued expansion in the production capacity of the ethanol industry over the next several years. Corn starch will remain the primary feedstock in the United States for the foreseeable future. Increases in corn-based ethanol production also will lead to shifts in land use to more energy-intensive crops.

As a result of these factors, USDA recently projected 2008 net cash income at \$97 billion, \$9 billion above the previous record set last year. Also, I am pleased to report

that only about 14 percent of this record income will be derived from government payments. This, of course, reflects the record high commodity prices and the expected record high crop receipts and near-record livestock cash receipts farmers will receive in 2008.

#### Global Economic Growth and Farm Product Demand

The U.S. economy grew at 2.2 percent in 2007, down from 2006's 2.9 percent. For 2008, U.S. Gross Domestic Product (GDP) growth is expected to be slightly less than 2007. The decline in the rate of growth in 2008 is due to slower growth in investment and consumption, a consequence of weak housing, credit problems, and tight energy markets. Tightness in labor markets is less likely to be a factor. As the unemployment rate rises, inflationary wage pressures will abate. However, as higher energy costs and a declining dollar are factored into product prices, inflation is likely to accelerate from recent years.

Real foreign economic growth declined in 2007 to 4.0 percent from 2006's rate of 4.2 percent. Countries strongly dependent on the United States, such as Canada, Mexico, and much of Latin America, slowed the most. This year, Western Europe is expected to grow at above 2 percent for the third consecutive year. Growth in Japan, Canada, and Mexico are expected to be slightly below 2007. Asia, excluding Japan, will likely grow at over 7 percent in 2008, above trend for the fifth consecutive year. Foreign economic growth is

expected to be 3.9 percent in 2007, down slightly from 2007, but well above trend, as has been the case beginning in 2004.

With the U.S. economy expected to have a year of sluggish growth, consumption expenditures on food will slow, although the rate of growth is likely to decline to near 4.6 percent from the unusually high 5.1 percent growth in 2007. Growth was less than 2.5 percent during the economic slowdown in 2001 and 2002. This year, slower growth in consumer spending on food is likely, as consumers face heavy debt loads and high energy costs and are less likely to use household assets to finance consumption. Consumer spending, which accounts for two-thirds of GDP, increased by only 2.0 percent in the last quarter of 2007, below the third-quarter, a slowdown that is expected to persist into the first quarter of 2008.

#### U.S. Agricultural Trade

Turning to foreign demand for U.S. agricultural products, our latest quarterly forecast for farm exports in FY 2008, released in February, is a record-high \$101 billion, up \$19.1 billion from FY 2007's record. Gains are expected across the board in grains and feeds, livestock, and horticultural products.

U.S. agricultural imports are forecast at a record \$76.5 billion, \$6.5 billion more than in FY 2006. The agricultural trade surplus for FY 2008 is forecast at \$24.5 billion, up from \$11.9 billion in FY 2007.

The agricultural export-weighted value of the dollar continued its depreciation in 2007, a trend that has been persistent since 2001, interrupted only in the first half of 2006. The current period of strong foreign economic growth and continued effects of the decline in the value of the dollar should result in higher U.S. agricultural exports in the future and a modestly improving trade balance.

#### Major Crop: Supply, Demand, and Price

Wheat & Coarse Grains: The U.S. corn market in 2007/08 is characterized by record production and farm prices driven by strong domestic and export demand, which is expected to boost use to record levels. Responding to a sharply higher corn price and large year-to-year gains in expected net returns, U.S. producers planted 93.6 million acres to corn in 2007, the largest plantings since 1944. With yields just below trend levels, 2007 production was a record 13.1 billion bushels, surpassing the previous record in 2004 by 1.3 billion. Domestic use for 2007/08 is expected at a record 10.5 billion bushels, up 1.4 billion or 16 percent from last year. Gains in domestic consumption mostly reflect higher use for ethanol, expected to be up 1.1 billion bushels or 51 percent on the year. Ethanol use, projected at 3.2 billion bushels, is expected to surpass exports for the first time ever, accounting for 25 percent of total corn use. Despite high prices, export demand remains strong with growing world demand for animal protein and tight supplies of feed quality wheat, particularly in the European Union. Exports are projected at a record 2.45 billion bushels, up 15 percent from last year. Ending stocks are expected to

increase just 10 percent year-to-year as record use offsets much of the increase in production.

Corn prices continue to be supported by expansion in ethanol production capacity, driven by favorable returns to ethanol producers and the higher ethanol use mandates in the Energy Independence and Security Act of 2007. Farm-level corn prices for 2007/08 are expected to average a record \$4.00 per bushel, up substantially from \$3.04 per bushel in 2006/07. The sharp rise in prices since late 2006 has eliminated counter-cyclical payments, loan deficiency payments (LDPs), and marketing loan gains (MLGs) for corn. The last corn LDPs and MLGs were made during the first weeks of the 2006/07 marketing year. Loan program payments totaled only \$3.7 million for 2006-crop corn. For the 2005 crop, these payments totaled \$4.6 billion.

Demand for corn and soybean oil to produce biofuels is the single most important factor affecting field crop production in the United States. Combined planted area for corn and soybeans is expected at a record 160.8 million acres in 2008, up 3.6 million from last year's record based on producer intentions as reported in the March 31, 2008 *Prospective Plantings* report. Expected net returns for both crops are up sharply year-to-year despite rising input costs, especially for fertilizer. Ethanol corn use is expected to increase 900 million bushels or 28 percent in 2008/09. At this level, corn used for ethanol will account for more than 30 percent of total use. Biodiesel production has increased from less than a half million gallons in 1999 to a projected 475 million for the 2008/09 marketing year, the equivalent of 17 percent of soybean oil production.

The share of U.S. motor gasoline made up by ethanol has been steadily increasing. In 2004, ethanol accounted for about 2 percent of motor gasoline use in the United States on a volume basis. Based on the Department of Energy's Annual Energy Outlook 2008 projections for motor gasoline consumption, ethanol is expected to account for 7.6 percent of motor gasoline consumption in the 2008/09 marketing year and rise to 7.9 percent in 2009/10. The *USDA Agricultural Projections to 2017* report put ethanol production from corn starch at 11.3 billion gallons in 2008/09 and 11.8 billion gallons in 2009/10. These projections, reflecting ethanol plant capacity currently under construction, exceed the December 2007 mandated levels for the corresponding periods.

Corn prices are expected to rise sharply again in 2008/09. Demand is expected to remain strong, supported by expanding use for ethanol. Rising ethanol corn use is expected to more than offset reduced feed and residual use and exports. Corn area and production are expected to be lower in 2008/09 as record soybean prices boost expected net returns and encourage a rebound in soybean plantings. Based on reported producer intentions, corn planted area is expected to decline 7.6 million acres, but at 86 million plantings will be the second highest since 1949. Higher expected yields will partly offset lower area, but supplies are expected to fall year-to-year. With higher use, ending stocks are expected to decline sharply from those projected for the current year keeping upward pressure on prices.

The 2007/08 wheat market reflects a third straight year when global production has fallen short of consumption, driving expected world stocks to their lowest level in 30 years. Back-to-back years of lower production in the major exporting countries, including the Australia, Canada, and the European Union have combined with below-trend yields in the United States to reduce the availability of exportable supplies. Tight supplies in competitor countries and restrictions on exports in major producing countries such as Argentina, Ukraine, and Russia have boosted export demand for U.S. wheat. U.S. ending stocks are projected at their lowest level in 60 years and ending stocks as a percentage of use are expected to hit its lowest level in 61 years. As a consequence, wheat prices soared to record levels in February and March with futures and cash prices for hard red spring wheat surpassing \$20 per bushel. With limited supplies of high protein spring wheat and continued strong export demand, domestic millers have been forced to substitute hard red winter wheat into their flour grinds, boosting winter wheat prices to record levels. Farm prices for 2007/08 are projected at a record \$6.65 per bushel, sharply higher than the previous record of \$4.55 in 1995/96.

For 2008/09, U.S. wheat acreage is expected to increase for a second year as high prices boost expected returns for producers. At 63.8 million acres, seeded area is forecast 3.4 million higher than last year, and would be the highest in 10 years. Yield prospects for the 2008 crop remain mostly favorable, but persistent dryness remains a concern in the southwestern portions of the hard red winter wheat belt in western Kansas and the panhandle areas of Texas and Oklahoma. Dryness in these areas since late last summer limited fall seedings and plagued germination and seedling establishment. Recent



precipitation has improved soil moisture in the central and eastern portions of the hard red winter wheat belt, but additional rainfall is needed. Winter wheat planted area is up 4 percent, with a 2.1-million-acre increase in soft red winter wheat area more than offsetting a 469,000-acre reduction in hard red winter wheat. With carryin at historically low levels, hard wheat supplies will struggle to expand in 2008/09 despite higher expected production. Spring wheat acres (including durum) are expected to increase 10 percent based on March planting intentions reported by producers. Increases in Minnesota, North Dakota, and South Dakota account for most of the increase as record prices encourage seeding in the Northern Plains.

U.S. exports are expected to start the 2008/09 marketing year at a strong pace, but face much stronger competition by late summer as harvesting begins in other Northern Hemisphere countries. Global production for 2008/09 is expected to rise sharply as planted area is up around the world, spurred by record prices and encouraged by favorable fall sowing weather. If trend yields are achieved, world production could be a new record, rising as much as 50 million tons from 2007/08. Lower expected U.S. exports will be partly offset by higher feed and residual use in 2008/09 as high corn prices and larger supplies of soft red winter wheat encourage feeding of lower protein wheat. Ending stocks are expected to be higher with most of the increase coming from larger supplies of soft red wheat. The farm price is expected to set another record in 2008/09, supported by forward sales made at very high prices this winter. Cash wheat prices during the first quarter of the marketing year are also expected to be supported by strong competition between domestic mills and foreign buyers.

Rice: Tighter domestic rice supplies, higher global rice prices, and higher grains and oilseeds prices have helped to boost rice prices in 2007/08. The season-average farm price is forecast at \$12.00 per cwt, up \$2.00 per cwt from the year earlier and the highest since 1980/81. Rice ending stocks are forecast at 21.6 million cwt, down from carry-in stocks of 39 million cwt. Long-grain and combined medium- and short-grain rice stocks are each projected at about 10 to 11 million cwt.

A reduction in area in 2007 led to the decline in production despite the record yield of 7,185 pounds per acre—up about 5 percent from the year earlier. Producers in much of the South cut back on rice in 2007 because they could earn a higher return for alternative crops such as wheat, corn, sorghum and soybeans. The majority of the southern producing States reduced rice area. Conversely, rice area was up slightly in California and Louisiana. Record yields were achieved in Arkansas, Louisiana, Mississippi, and Missouri owing mostly to near-perfect growing conditions.

On the demand side in 2007/08, domestic and residual use is projected to contract slightly due mostly to an expected reduction in the residual component owing to a smaller crop. Food and industrial use of rice is continuing to expand at about 1.0 to 1.5 percent per year. Exports in 2007/08 are projected to increase 23 percent to 112 million cwt. Larger exports are expected to markets in the Western Hemisphere, Europe, and the Middle East. Tighter global supplies and self-imposed export bans in Egypt, Vietnam, and India are helping to support U.S. exports. Additionally, Europe is expected to

resume importing U.S. long-grain rice, which is no longer contaminated with genetically-modified rice.

The global rice market is a major factor contributing to strong U.S. farm prices as global ending stocks are expected to be the lowest since 1983/84 and the lowest stocks-to-use ratio since 1976/77.

For 2008/09, farm prices are expected to strengthen on continued tight domestic supplies, strong prices for wheat, corn and soybeans, and firm global prices. Area in production in 2008 is expected to be about the same as 2007 according to the USDA's *Prospective Plantings* report published on March 31. Higher net returns for competing crops will constrict rice area in the South from the levels of earlier years. Planted area will have declined for 3 consecutive years after reaching 3.4 million acres in 2005. Total use is expected to decline in 2008/09 due to the smaller crop—exports are expected to fall. Ending stocks are expected to be about the same as 2007/08. Rice prices in 2008/09 are expected to be higher than 2007/08 due to tighter domestic and global supplies and higher world prices.

Oilseeds: U.S. soybean ending stocks for 2007/08 are expected to decline sharply (by 72 percent) from the record level of 574 million bushels set in 2006/07. This decline reflects both strong domestic and global demand for protein and lower U.S. production for 2007. Lower production was brought about by sharply lower planted area as producers shifted to corn. Lower stocks are projected in part due to strong export

demand for U.S. soybeans resulting from record import demand by China, a relatively weak dollar, and limited growth in South American supplies despite high prices.

U.S. soybean crush is also a contributing factor to declining stocks as foreign demand for U.S. soybean meal remains exceptionally strong. Wheat shortages in many parts of the world are leading to strong export demand for soybean meal protein which can be used to replace wheat in feed rations. Soybean crush is also supported by growing demand for biodiesel, production of which is expected to account for 13 percent of total soybean oil use for 2007/08. Despite high biodiesel production costs due to high soybean oil prices, foreign demand for U.S.-produced biodiesel is expected to remain strong at least through the summer of 2008, which will help contribute to record soybean crush projected for 2007/08.

U.S. soybean prices are record high this year, reflecting higher prices for corn and other commodities, purchases by index funds, and strong, biodiesel-driven soybean oil prices. For the year as a whole, the farm price received for soybeans is expected to average \$10.40 per bushel compared with \$6.43 last marketing year. This eclipses the previous soybean farm price record of \$8.73 per bushel set in 1983/84.

As presented at the Agricultural Outlook Conference in February, soybean supplies for 2008/09 are projected down 1 percent from 2007/08 as sharply lower beginning stocks more than offset increased production. Soybean production for 2008 is projected at 2.95 billion bushels, 14 percent above last year's crop based both on increased area and

a higher yield. With soybean net returns up sharply from 2007, planted acreage is projected at 71.0 million acres, up 7.4 million from last year. Aided by new-crop futures exceeding \$12 per bushel, low fertilizer needs, and rotational benefits, producers are expected to expand double-crop soybean plantings and regain a portion of the soybean acreage that shifted to corn in 2007. Additional double crop plantings for soybeans in soft red winter wheat growing areas provides support for an expansion of combined corn and soybean planted acreage for 2008 compared with year-ago levels. Additional soybean plantings are also expected in Southern states as producers shift from cotton production. Despite record soybean prices, soybean area will not reach the 2006 record due to strong prices for feed grains, wheat, and other oilseeds, including sunflower seed and canola.

Lower soybean supplies and increased domestic use will be offset by sharply lower soybean exports in 2008/09, leaving soybean ending stocks at 169 million bushels, up just 9 million from 2007/08. Relatively low ending stocks and high corn prices are likely to keep soybean prices high in 2008/09.

Cotton: U.S. cotton production fell 12 percent in 2007/08, as a 29-percent decline in planted area was partially offset by low abandonment and record yields. Carryover stocks are currently projected at 9.4 million bales, about even with the beginning level. This season's domestic mill use is forecast at 4.6 million bales, a decline from 5.0 million last season. Exports are forecast to rise by 11 percent from 2006/07, reaching 14.5 million bales. Higher exports are due mainly to higher import demand by China, the

largest U.S. customer. Farm prices of cotton thus far this season have averaged 18 percent above a year ago, but the December 2008 futures price is currently about 35 percent above December 2007 contract prices at planting time last year. Despite higher cotton prices, planted area is expected to decline for the second consecutive season in 2008/09, due to more attractive prices and returns for alternative crops. USDA's March 31 *Prospective Plantings* report indicated a 13-percent reduction in 2008 planted area. With the prospect of continued strong exports due to rising world demand, U.S. ending stocks are likely to decline in 2008/09.

Specialty Crops: For specialty crops, including sugar and fruits and vegetables, prices and farm revenues have not increased nearly as sharply as for food and feed grains and oilseeds. Farm sales of sugar crops, fruits, nuts, vegetables, and nursery and greenhouse products are expected to rise modestly to \$57 billion in 2008, accounting for about one-third of all crop cash receipts. In addition, the booming markets for field crops are putting upward pressure on land, fertilizer, and other input prices. With sharply higher production costs reducing profit margins, resources likely will be drawn away from the specialty crop sector.

The sugar market entered a new era of uncertainty in January 2008. Unfettered sweetener trade between the United States and Mexico will bring new challenges to the U.S. Sugar Program which controls supplies to support prices and prevent forfeitures of sugar to the Commodity Credit Corporation. In addition, the elimination of all tariffs and

obstacles to trade in sweeteners is bringing new opportunities for U.S. corn producers to tap into the large sweetener market in Mexico.

#### Livestock & Livestock Products: Production, Demand, and Price

Turning to livestock and poultry markets, total U.S. production of meat and poultry is expected to be a record 93.7 billion pounds in 2008, with pork, broiler meat, and turkey at all time highs. Prices for cattle, hogs, and turkeys will be pressured lower by this large supply of meat, but broiler prices may be about unchanged. In addition, consumers' economic concerns could affect the meat complex this year. For livestock and poultry producers, much higher feed costs will likely influence production decisions this year.

Beef production is currently forecast to increase 0.1 percent in 2008 as slightly larger steer and heifer slaughter offsets reduced cow slaughter. Drought conditions in the Southeast led to strong increases in cow slaughter last year and even with a return to normal weather this year, cow slaughter is expected to remain relatively high in 2008. The January *Cattle* report indicated the cow herd continued to contract during 2007. Beef cow numbers were estimated about 0.6 percent lower than a year ago, and the number of beef cows expected to calve was down 1 percent. In addition, the number of beef heifers to be retained for the breeding herd was down 3.5 percent. Cattle outside feedlots on January 1 were fractionally lower, reflecting a smaller 2007 calf crop and lighter weight cattle placed in feedlots during 2007 as winter pasture was unavailable. This likely will reduce feedlot supplies in the second half of the year. Nebraska direct

steer prices averaged a record \$91.82 per cwt in 2007 but are expected to decline slightly in 2008 to average \$88-\$93 per cwt.

Pork production in 2008 is expected to increase more than 5 percent due to expansion triggered by earlier positive returns to producers and strong productivity gains. However growth is expected to slow later in the year as producers face significantly high feed costs. The most recent *Quarterly Hogs and Pigs* report indicated that producers farrowed 5 percent more sows in the first quarter of 2008, and intend to farrow about the same number of sows during the second quarter. The report also indicated producers intend to farrow about 2 percent fewer hogs in the third quarter but this decline likely will not manifest itself as lower slaughter until early 2009. Imports of hogs from Canada for both finishing and slaughter are expected to reach 10.85 million head during 2008, increasing U.S. hog supplies. Weight gains are expected to be tempered by high feed grain prices. Hog prices are expected to reflect the increased production, declining from 2007's \$47.09 per cwt to an average \$41-44 per cwt.

Broiler producers reacted to low returns in 2006 and pulled back broiler production during the last two quarters of 2006 and the first quarter of 2007. Then as broiler prices hit record levels in mid-2007, broiler producers responded. Although weekly estimates of chicks placed for growout were 3 to 5 percent above a year earlier from October to early February, recent growth has slowed to about 2 percent. Broiler production is expected to grow almost 3 percent in 2008 with growth slowing in the latter part of the



year. Broiler prices for 2008 are forecast to average 74 to 79 cents per pound in 2008, compared with a record 76.4 cents in 2007.

Turning to meat exports, U.S. red meat and poultry exports are expected to be records, approaching 12 billion pounds in 2008. U.S. meat exports continue to benefit from a weak U.S. dollar and firm world economic growth. Pork exports are again forecast to lead the way, increasing for the 18th consecutive year and approaching 3.7 billion pounds carcass weight, which is equal to 16 percent of U.S. production.

In 2007, broiler exports recovered from a couple years of sluggish sales and reached a record 5.8 billion pounds on strong sales to Canada, China, and Russia. Broiler exports are expected to increase to 6.0 billion in 2008. Beef exports are expected to increase to about 1.5 billion pounds, still well below the 2003 pre-Bovine Spongiform Encephalopathy level of 2.5 billion pounds. A variety of markets expanded access to U.S. beef last year, but beef exports are still hampered by Japan's age limits on imported beef from the United States and the lack of a beef access agreement with South Korea.

Although higher feed costs are expected to temper later-year expansion plans, milk producers are expanding herds in response to generally favorable milk-feed ratios in much of 2007. Production in 2007 increased about 2 percent as the herd increased fractionally. Milk per cow increased but lagged its historical growth pattern. Driven by strong domestic and international demand for dairy products, the all-milk price averaged a record \$19.13 per cwt, over \$6.00 above 2006 and \$4.00 above 2005's record. Cow

numbers are expected to increase further in 2008 but high grain prices may slow the growth in milk per cow. Milk production in 2008 is expected to increase nearly 3 percent, supported in part by an extra day due to leap year. Large supplies of dairy products are expected to pressure prices in 2008. The all-milk price for 2008 is forecast to decline to between \$17.30 and \$17.90 per cwt, still the second highest all-milk price on record. Product prices are forecast to remain above support and no Commodity Credit Corporation net removals are forecast.

#### Food Price Outlook

Consumer prices for food are expected to increase 3.5 to 4.5 percent in 2008 compared to the 4 percent increase in 2007. Processing, transportation, and marketing costs which are subject to volatile energy costs and trend inflation will contribute about 2 percent to retail food prices. Commodity prices at the farm level are expected to increase less than last year, with declines for livestock and dairy products partially offsetting higher crop values.

While the ethanol boom can be expected to bring higher incomes to farmers and reduce government outlays for farm programs, it also will contribute to higher crop and livestock prices. As a result, overall retail food prices for 2008-10 are expected to rise faster than the general inflation rate.

## Implications for the Financial Situation of U.S. Agriculture

Net farm income is forecast to be \$92.3 billion, up 4.1 percent from 2007 and 51 percent above its 10-year average of \$61.1 billion. Net cash income, at \$96.6 billion, is forecast to be \$9 billion (10 percent) above 2007, which was the previous record. The story in 2008 is the value of crop production (\$175.5 billion), which is forecast to exceed the 2007 record by \$25.9 billion (a 17-percent increase). Prices of major crops (corn, soybeans, wheat) were trending upward in late 2007 and are expected to maintain or add to those gains in early 2008.

Direct government payments are expected to total \$13.4 billion in 2008, up from the \$12.0 billion paid in 2007. This level would be 20 percent below the 5-year average for 2002-2006. Direct payments under the Direct and Countercyclical Program (DCP) in 2008 are forecast at \$5.27 billion, less than a 2-percent increase from 2007.

Countercyclical payments are forecast to decrease from \$1.2 billion in 2007 to \$934 million in 2008. This follows a large decrease in 2007. Of crops produced in 2006 and 2007, only upland cotton and peanuts received payments. This is quite a change from 2004 and 2005, when more than half the payments were to corn. Producers may elect to receive countercyclical payments in three installments.

Marketing loan benefits—including loan deficiency payments, marketing loan gains, and certificate exchange gains—are projected at \$8 million in 2008. In 2008, only wool,

mohair, and pelts are expected to realize marketing loan benefits. In 2007, upland cotton producers realized almost 99 percent of the total marketing loan benefits, of which 95 percent were certificate exchange gains. At current price levels, marketing loan benefits are not available to any of the other program crops.

Forecast at \$800 million in 2008, Tobacco Transition Payment Program (TTPP) payments are expected to be almost 17 percent lower than in 2007. Because significant lump-sum payments were made in 2005 and 2006, actual payout to producers is expected to continue declining beyond 2008.

Ad hoc and emergency program payments, forecast at almost \$3.4 billion in 2008, include all programs providing disaster and emergency assistance to farmers. USDA started making disaster payments appropriated under Title IX (Agricultural Assistance) of the U.S. Troop Readiness, Veterans' Care, Katrina Recovery, and Iraq Accountability Appropriations Act, 2007, in late December. However most of the expected \$2.8 billion is going to be realized by farmers in 2008. Section 743 of the Consolidated Appropriations Act, 2008 (enacted December 26) further extends the period of eligibility for disaster assistance from February 28, 2007, to December 31, 2007. This is expected to result in an additional \$602 million in disaster assistance payments in 2008.

After a projected increase of \$24.5 billion (10.5 percent) in 2007, total production expenses are expected to rise another \$22.2 billion (8.6 percent) in 2008 to a nominal record-high \$279.2 billion. Among the increases, we expect higher fuel, chemicals, and

land prices. If realized, expenses will constitute 75.0 percent of gross farm income, slightly more than in 2007. The 2008 increase will be the sixth straight gain since 2002.

In 2008, average farm household income is projected to be \$89,434, up 6.3 percent from 2007 and 19.2 percent above the 5-year average of 2002-06. Average off-farm income of \$75,805 in 2008, up 4.6 percent from 2007, accounts for nearly 85 percent of the average farm operator household's income.

The average income of households from farm earnings is forecast to be \$13,629 in 2008, up 16.3 percent from 2007's estimate and driven largely by higher cash grain and soybean receipts. While expenses have increased (especially for feed, seed, fertilizer, chemicals, fuel, and utilities), the large increase in cash grain and soybean sales should result in significantly higher farm earnings for the average farm household in 2008.

If current commodity and input market prospects hold for the remainder of the calendar year, 2008 will be a record year for the value of crop production, crop receipts, revenues from forestry and services, total value of farm sector production, gross value added, net value added, net farm income, and production expenses for both purchased inputs and payments to stakeholders. Value of livestock production and livestock cash receipts will be down by only 2 percent from the record levels achieved in 2007. This string of record and near-record economic activity across so many components of the farm income accounts is unparalleled in the last several decades, and both crop/livestock

operations and suppliers of services and inputs should share in U.S. agriculture's record economic showing.

#### OCE Fiscal Year 2009 Budget Request

The Office of the Chief Economist (OCE) advises the Secretary of Agriculture on the economic implications of USDA policies, programs and proposed legislation. OCE serves as the focal point for the Nation's agricultural economic intelligence and projections, risk analysis, global change issues, and cost-benefit analysis related to domestic and international food and agriculture, provides policy direction for the Department's bioenergy and biobased product programs, and is responsible for coordination, review and clearance of all commodity and aggregate agricultural and food-related data used to develop outlook and situation material within the Department.

The OCE budget request for FY 2009 is \$12,584,000, which includes an increase of \$237,000 for pay costs and \$433,000 to maintain the existing level of policy and program analysis support to the Department. The budget request also includes an increase of \$1,500,000 to establish the Climate Change Program Office (CCPO) within the Office of the Chief Economist to coordinate the Department's climate change activities, represent the Department with other Departments and Agencies, and provide advice and analysis on issues related to climate change for the Department.

In response to the growing concern over the effects of climate change on forests and agriculture and interest in the role that forests and agriculture can play in mitigating greenhouse gas emissions, USDA is seeking to create a new Climate Change Program Office. USDA has a unique and critical role in the government's efforts to understand and adapt to climate change and to develop and implement technologies and practices to address greenhouse gas emissions. The Global Climate Change Prevention Act of 1990 authorizes the Secretary of Agriculture to maintain a Global Climate Change Program in order to provide a focal point within the Department for coordinating all issues of climate change. CCPO will subsume the responsibilities of the existing Global Change Program Office, which was constituted in 1997 and is currently funded through a shared cost assessment on USDA agencies that receive appropriations for climate change.

The newly established CCPO will implement and coordinate major climate change activities that require Department-wide coordination and input, including: 1) the development of systems to facilitate reporting and registering of greenhouse gas reductions and carbon sequestration in agriculture and forestry; 2) preparation of integrated economic and policy analysis to support strategic planning; and 3) coordination of USDA contributions to periodic national climate change scientific assessments. The CCPO will ensure that the Department meets its responsibilities to integrate climate change considerations into the research, planning, and decision-making processes of the Department.

CCPO activities will include working with the Department's research agencies to coordinate the Department's basic and applied research programs of climate change and to serve as the USDA conduit to the interagency Climate Change Science Program and Climate Change Technology Program. In this role, CCPO will ensure that recognition of the potential for climate change is fully integrated into the research, planning, and decision-making processes of the Department.

That completes my comments and thank you.



## Farm Economic Indicators

Commodity	Unit	2000/01	2001/02	2002/03	2003/04E	2004/05	2005/06	2006/07	2007/08
Wheat	\$/bu	2.62	2.78	3.56	3.40	3.40	3.42	4.26	6.65
Corn	\$/bu	1.85	1.97	2.32	2.42	2.06	2.00	3.04	4.00
Soybeans	\$/bu	4.54	4.38	5.53	7.34	5.74	5.66	6.43	10.40
Rice	\$/cwt	5.61	4.25	4.49	8.08	7.33	7.65	9.96	12.00
Cotton (Upland)	cents/lb	49.8	29.8	44.5	61.8	41.6	47.7	46.5	55.1 2/
		2001	2002	2003	2004	2005	2006	2007	2008F
Hogs	\$/cwt	45.81	34.92	39.45	52.51	50.05	47.26	47.09	41-44
Steers	\$/cwt	72.71	67.04	84.69	84.75	87.28	85.41	91.82	88-93
Broilers	cents/lb	59.1	55.6	62.0	74.1	70.8	64.4	76.4	74-79
Milk	\$/cwt	14.97	12.11	12.52	16.05	15.13	12.90	19.13	17.30-17.90
Gasoline	\$/gallon	1.47	1.39	1.60	1.89	2.31	2.62	2.85	3.26
Diesel	\$/gallon	1.41	1.32	1.51	1.81	2.40	2.70	2.88	3.45
Natural gas (w/htd)	\$/K cu ft	4.01	2.95	4.89	5.45	7.26	6.40	6.39	7.24
Electricity	cents/kwh	8.6	8.4	8.7	8.9	9.4	10.4	10.6	10.9

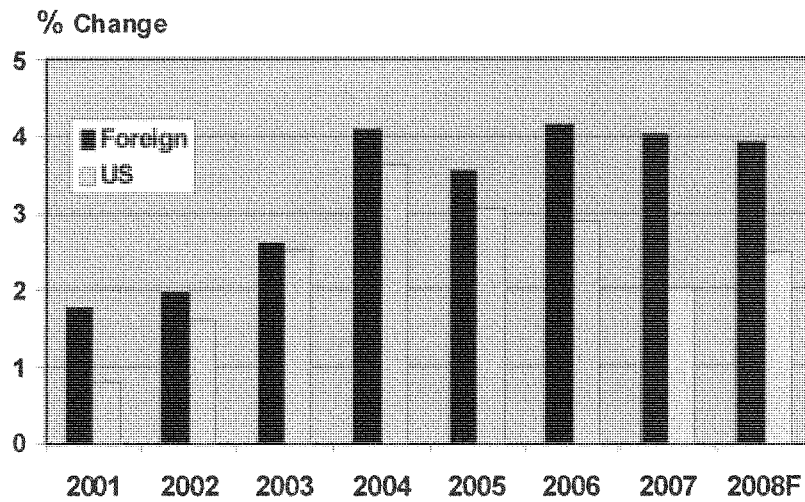
Ag. Trade (Bil. \$)	FY00	FY01	FY02	FY03	FY04	FY05	FY06	FY07	FY08F
Total exports	50.7	52.7	53.3	56.0	62.4	62.5	68.6	81.9	101.0
Asia	19.7	20.1	19.4	21.6	24.3	22.5	25.0	29.3	35.0
Canada	7.5	8.0	8.6	9.1	9.5	10.4	11.6	13.2	15.7
Mexico	6.3	7.3	7.1	7.7	8.4	9.3	10.4	12.3	14.5
Total imports	38.9	39.0	41.0	45.7	52.7	57.7	64.0	70.0	76.5
<b>Farm Income (Bil. \$)</b>	<b>2000</b>	<b>2001</b>	<b>2002</b>	<b>2003</b>	<b>2004</b>	<b>2005</b>	<b>2006</b>	<b>2007</b>	<b>2008F</b>
Cash receipts	192.0	200.1	195.0	216.6	237.3	240.7	239.3	285.4	313.2
Gov't payments	22.9	20.7	11.2	17.2	13.0	24.4	15.8	12.0	13.4
Gross cash income	228.6	235.6	221.0	249.5	267.4	281.3	272.5	316.2	346.0
Cash expenses	172.1	176.0	171.6	177.9	185.2	195.5	204.7	228.6	249.4
Net cash income	57.4	62.2	51.4	70.2	82.2	85.8	67.9	87.6	96.6

F=forecast.

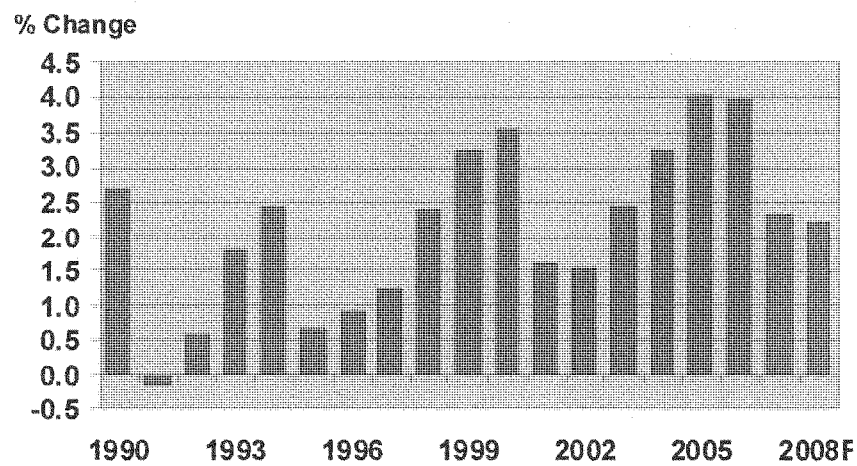
1/ Agricultural commodity price forecasts are from USDA, World Agricultural Supply and Demand Estimates report, March 2008. Crop prices are the midpoint of the forecast range. Energy prices are from Energy Information Administration, Short Term Energy Outlook, March 11, 2008.

2/ August 2007 through January 2008 average.

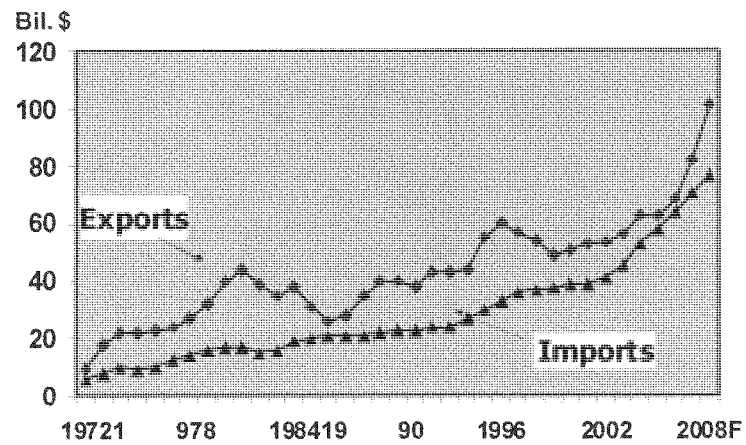
## U.S. & Foreign GDP Growth



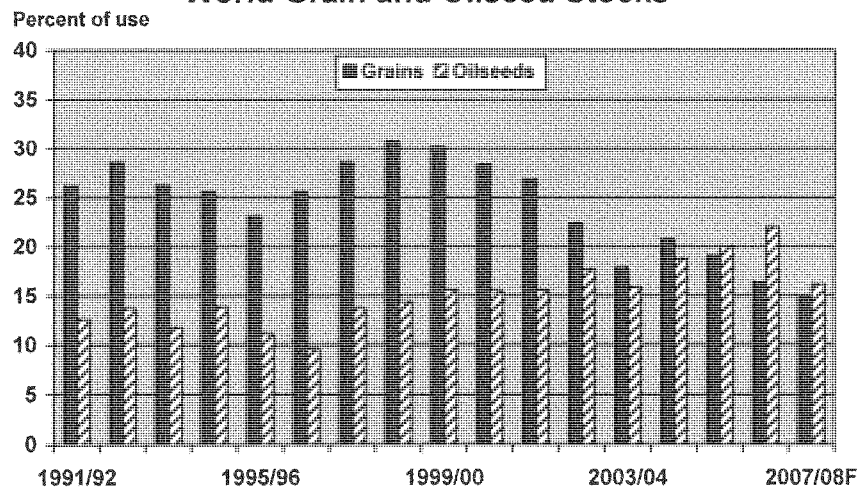
## Real Consumption Spending on Food



## U.S. Agricultural Trade

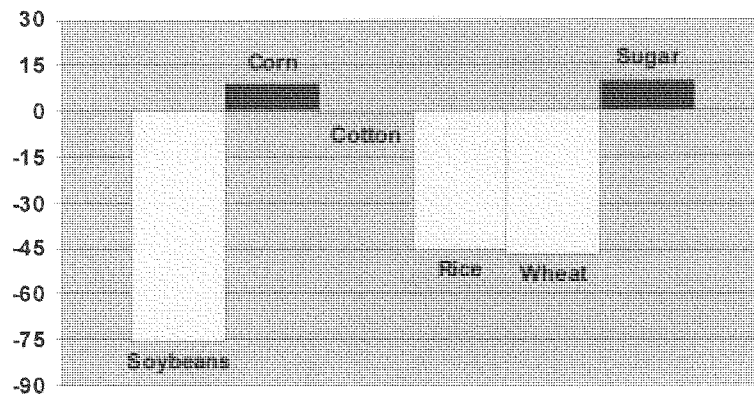


## World Grain and Oilseed Stocks

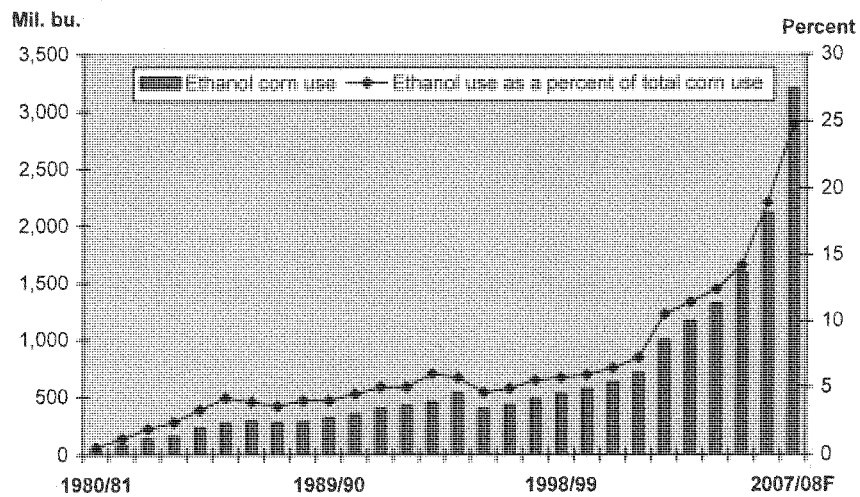


## U.S. Crop Carryover Stocks Forecast 2007/08F v. 2006/07

Percent change



## Corn Used in Ethanol Production



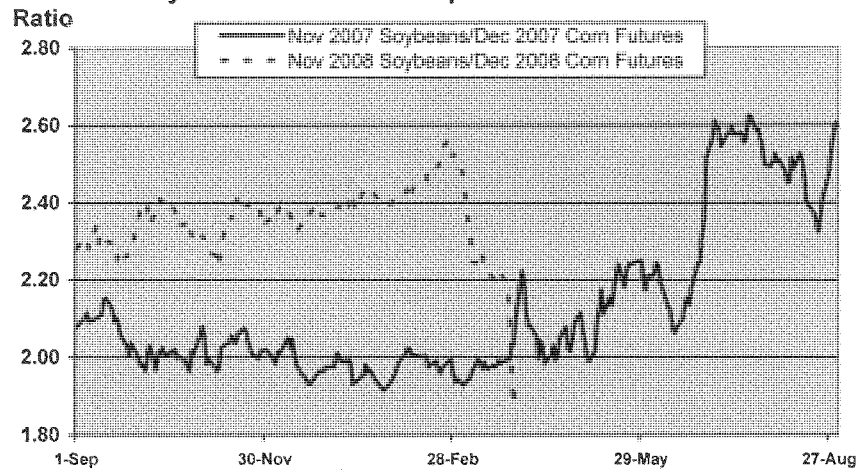
### December 2008 Corn Futures Prices (Chicago Board of Trade)



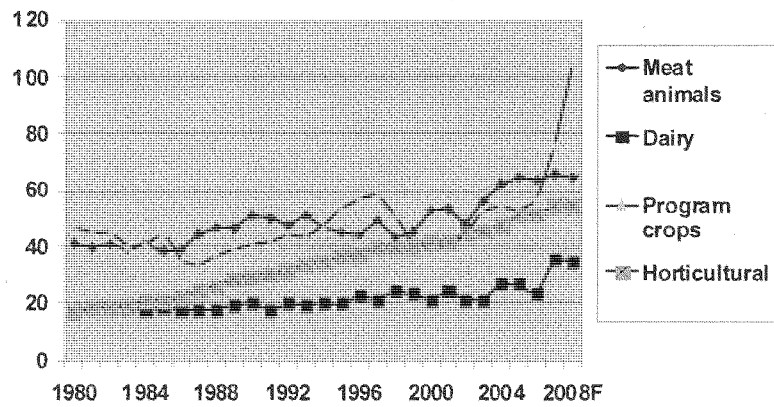
### November 2008 Soybean Futures Prices (Chicago Board of Trade)



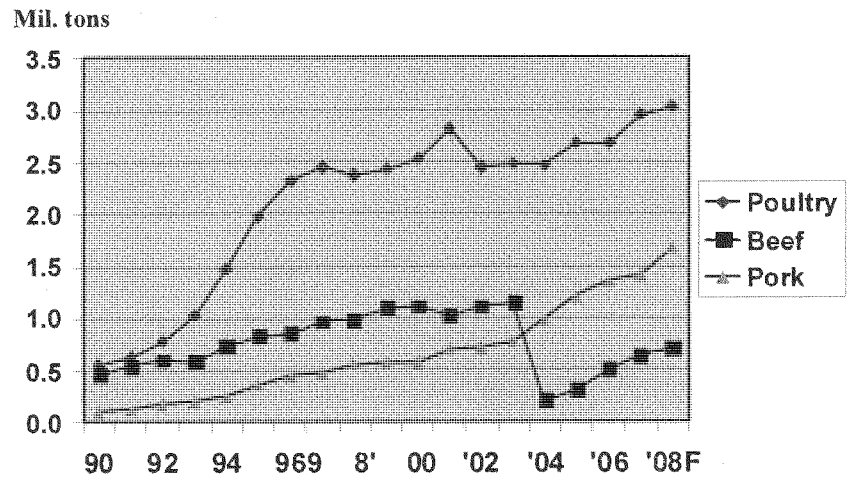
### Soybean/Corn New-Crop Futures Price Ratios



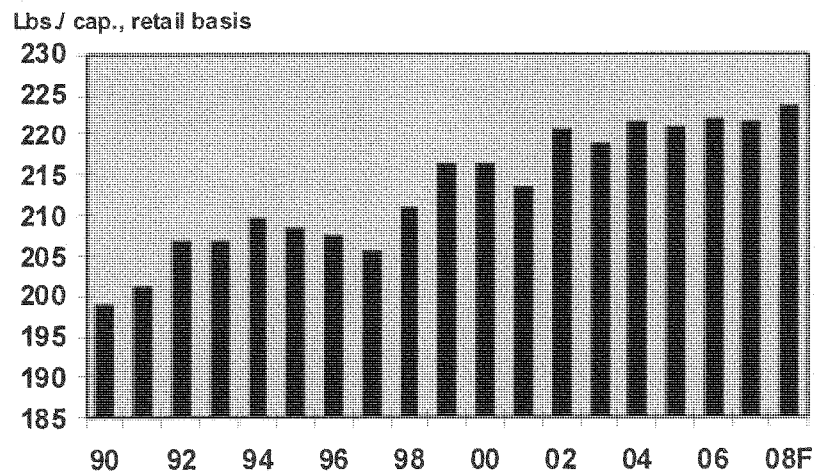
### Cash Receipts



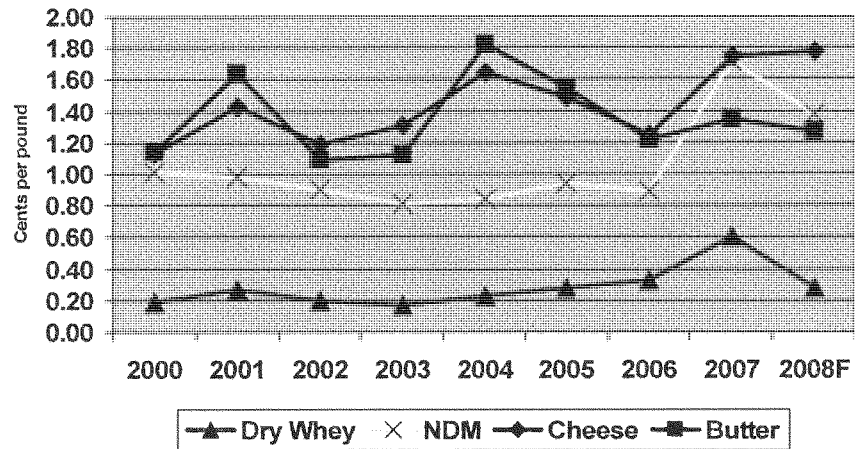
## Meat & Poultry Exports



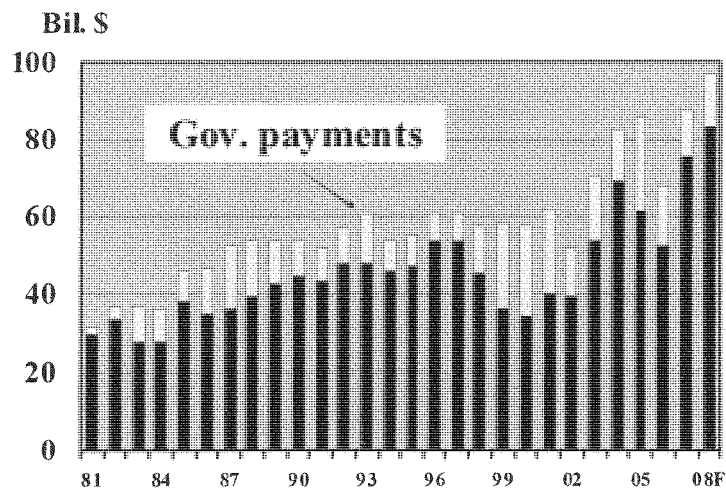
## Retail Meat Consumption



## Dairy Product Prices

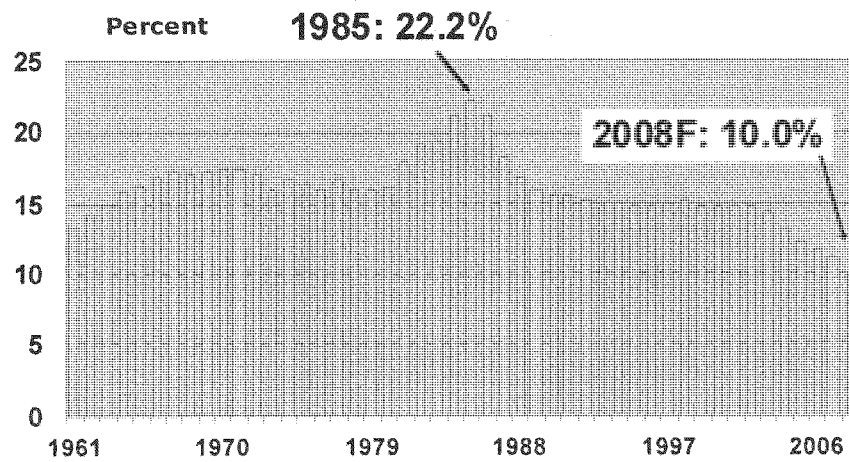


## U.S. Net Cash Farm Income





## Farm Debt-to-Equity Ratio



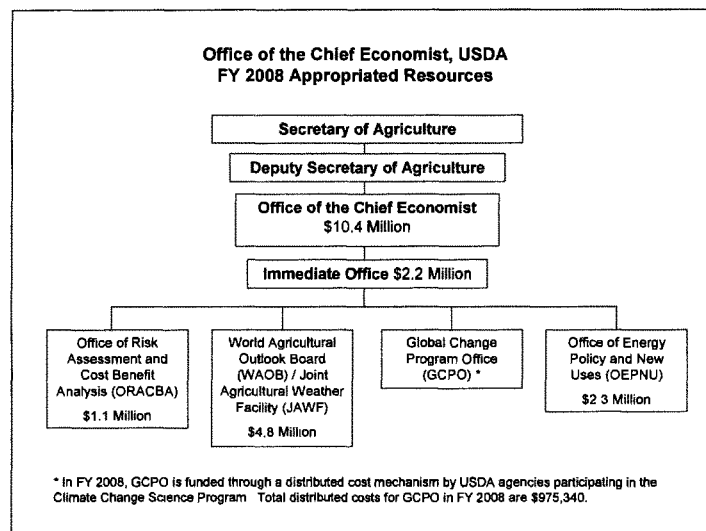
Fiscal Year 2009 Hearing Questions  
Office of the Chief Economist

ORGANIZATIONAL CHART/RESOURCES

Ms. DeLauro: Please provide a current organization chart for the record and include the level of resources for fiscal year 2008 that were dedicated to each of the functions.

Response: The chart and allocation of resources is included for the record.

[The information follows:]



RULEMAKING

Ms. DeLauro: What is OCE's role in USDA's rulemaking? Which rules does OCE review, and for which ones are OCE approvals necessary? Update your response in last year's hearing record, as necessary.

Response: The Office of the Chief Economist (OCE) is required by Departmental Regulation (DR-1512) to review regulatory cost-benefit assessments on significant, economically significant, and major regulations. OCE must also review agency regulatory work plans for economically significant and major rules to ensure appropriate and timely identification of the rulemaking activities. OCE reviews all such rules and plans, and OCE's approval of the regulatory impact or cost-benefit analysis accompanying proposed and final rules is required for Departmental clearance. OCE's review is intended to ensure the

analytical techniques used are adequate, the analysis is accurate, and the analytical requirements in section 6 of DR 1512 are met, reasonable alternatives have been considered and any appropriate risk assessments have been conducted.

In addition to review of regulatory impact analyses, Section 304, Title III, of P.L. 103-354, the Federal Crop Insurance Reform and Department of Agriculture Reorganization Act of 1994, requires OCE's Director of the Office of Risk Assessment and Cost Benefit Analysis to review and approve risk assessments for proposed major rules.

#### RISK ASSESSMENT

Ms. DeLauro: Please update the information on the Office of Risk Assessment and Cost Benefit Analysis (ORACBA) activities from last year's hearing record.

Response: ORACBA's primary activity involves improving regulatory risk analysis supporting rulemaking and programs that address plant pests, animal diseases, food safety, and ecological well-being. Further, ORACBA has become increasingly involved in technical guidance and review of the economic portions of regulatory analyses and in providing technical support in response to legal challenges of USDA rules.

ORACBA reviewed economic analyses and the risk assessments for several APHIS rulemakings: movement of citrus fruit from citrus canker quarantine areas; voluntary trichinae certification for swine; increased TB testing for certain cattle imported from Mexico; and Bovine Spongiform Encephalopathy (BSE) Minimal Risk Rule for cattle and beef imports. In each rule, risk assessment characterized the risk to plant and animal health which led to appropriate risk mitigation measures that were included in the economic analyses of the rules.

ORACBA staff worked closely with the scientific and economic staff of the Animal and Plant Health Inspection Service (APHIS) during the development of the second Minimal Risk Rule to determine the conditions under which cattle and beef could safely be imported into the United States and to estimate the economic impacts of further reopening of beef trade with Canada. ORACBA worked closely with APHIS and the Office of the General Counsel to respond to legal challenges to the agency's decision to reestablish trade in beef and live cattle from Canada under that rule.

ORACBA contributed substantially to the economic and risk assessment programs of the Food Safety and Inspection Service (FSIS). ORACBA reviewed microbial risk assessments for *C. Perfringens* and *Salmonella* lethality standards, human exposure estimates to BSE from downer cattle entering the food supply, and eligibility of China to export processed poultry products to the United States. ORACBA assisted FSIS in applying risk assessment methods to evaluate the practicality of risk-based inspection and monitoring programs. ORACBA continues to work with FSIS on methods to prioritize known pathogens and food combinations that pose significant human health risk.

Though most of ORACBA's work focuses on rulemakings by APHIS and FSIS, ORACBA also worked with other USDA agencies. ORACBA worked with the Food and Nutrition Service (FNS) to improve the economic analysis for FNS rulemakings addressing efficiency of Child Nutrition Programs, cost containment in the Special Supplemental Nutrition Program for Women, Infants, and Children (WIC), and revisions to the WIC food packages. ORACBA's staff also worked with the Forest Service (FS) to improve the economic analyses for several FS rulemakings, including roadless land management regulations and land management planning. ORACBA also reviewed rules from the Food and Drug Administration, Department of Homeland Security, and Environmental Protection Agency.

ORACBA continued leadership of the 18-agency Federal Risk Assessment Consortium effort to advance nutritional risk assessment in government programs to improve human health and build on the foundation of findings from a 2-day forum attended by over 200 scientists at the National Academies of Sciences in 2007. ORACBA continues to cooperate with the Agricultural Research Service; Farm Service Agency; Cooperative State Research, Education, and Extension Service; Economic Research Service; and Natural Resources Conservation Service to evaluate the risk reduction associated with the implementation of conservation practices in the Conservation Reserve Program, Environmental Quality Incentives Program, and the Conservation Security Program.

Ms. DeLauro: How much staff time has been devoted to risk assessment by your office and by the agencies that perform risk assessments? Please update your response in last year's hearing record by specifying the number of OCE staff hours devoted on a yearly basis to these activities. In addition, please specify the percentage of the fiscal year 2008 risk assessments conducted by the OCE that were leveraged through cooperative agreements with universities and other institutions with complementary expertise in risk assessment and cost-benefit analysis.

Response: The Director and technical staff of ORACBA spend virtually 100 percent of their time on regulatory analysis activities. These scientists and economists provide 5 staff years to risk assessment. ORACBA reviewed 19 analyses supporting rulemaking in FY 2007. All included cost-benefit analyses and 8 included formal risk assessments. ORACBA staff also participated in the development or review of 6 other risk assessments not involved in rulemaking.

ORACBA leverages its human resources through cooperative agreements with universities and other institutions that have complementary expertise in risk assessment and cost-benefit analysis. The percentage contribution of cooperators varies from year to year but averages between one-half and one staff year. ORACBA did not engage in any cooperative agreements in FY 2007, but did collaborate with risk assessment researchers and practitioners in universities, international organizations, and other USDA and Federal agencies. Leveraging ORACBA's resources via cooperative agreements remains an important flexibility.

USDA program agencies utilize their own staff and occasionally employ contractors to meet the requirements to perform risk assessments for major rules, satisfy the OMB data quality and peer review guidelines, and fulfill the risk assessment requirements of the Sanitary and Phytosanitary Agreement under the Uruguay Round trade agreement. Use of contractors varies from year to year. ORACBA estimates that USDA agencies used contractors for 3 risk assessments in FY 2007. ORACBA is not able to quantify the use of contractors for peer review throughout the Department.

OFFICES OUTSIDE WASHINGTON, D.C.

Ms. DeLauro: What are the main activities of the OCE office in Stoneville, Mississippi and how much funding did it receive in fiscal years 2007 and 2008? How much is planned for fiscal year 2009?

Response: OCE's activities at the Stoneville office include: (1) working with the Mississippi State Delta Research and Extension Center (DREC) and the Agricultural Research Service (ARS) in the collection and quality control of automated weather data from agricultural sites throughout the 19-county area in the Delta and (2) facilitating public outreach, education, and customer support activities through weekly weather briefings.

Excluding minor incidental office expenses such as basic supplies and provision of a personal computer, OCE funding for the Stoneville office are limited to staff salaries and benefits. DREC provides office space free of charge and ARS provides computer network services and support free of charge. Funding in FY 2007 and FY 2008 was \$126,681 and \$130,481, respectively. Planned funding for FY 2009 is \$134,395.

Ms. DeLauro: Does OCE have any other offices outside of Washington, D.C.?

Response: OCE has no offices outside of Washington, D.C. other than the Stoneville, Mississippi field office.

FOOD SAFETY

Ms. DeLauro: For fiscal years 2007 and 2008, did the Department provide any USDA food safety funds for ORACBA activities and, if so, how much? What are the comparable amounts projected in FY 2009?

Response: For FY 2007 and FY 2008, OCE allotted \$370,000 and \$368,000 for food safety risk assessment and directly related activities. For FY 2009, OCE projects an allocation of \$387,000 for ORACBA food safety activities. No other funds have been provided to ORACBA for these activities.

BSE

Ms. DeLauro: To the extent necessary, please update your response last year regarding examination of the economic consequences of BSE cases in the United States.

Response: OCE monitored U.S. markets following the announcement of BSE discoveries beginning in late 2003. Live cattle cash and futures market responses were analyzed as well as wholesale beef price movements. In the futures markets, price declines were the greatest in the days immediately following the initial BSE announcement but recovered much of their losses within a few weeks. In response to subsequent BSE announcements, prices declined less sharply and recovered more quickly. Despite the negative impacts of BSE, live cattle and wholesale beef prices were generally supported throughout the period by strong domestic demand for beef and relatively tight cattle supplies. Nevertheless, the loss of export markets likely resulted in lower prices than would have occurred in the absence of the discovery of BSE. The last domestic case of BSE was confirmed in March 2006. OCE regularly provided the Office of the Secretary with information on the economic effects of BSE and worked with APHIS and FSIS in the preparation of economic analyses accompanying rulemaking activities related to BSE.

#### GIPSA

Ms. DeLauro: Does OCE have any plan to conduct an analysis of the GIPSA PSP Marketing orders study, including an analysis of the cost of responding to the data request?

Response: OCE has not conducted an analysis of the GIPSA PSP study; has not analyzed the cost of responding to the data request; and does not plan to conduct a study at the present time.

#### PREFERRED PROCUREMENT PROGRAMS

Ms. DeLauro: Please update the status report from last year's hearing record on the preferred procurement programs.

Response: Round 2, 3 and 4 final rules of the Biopreferred procurement program are currently being revised to meet Federal Register format requirements. It is expected that these three final rules, designating 27 separate items for preferred procurement, will be published in the Federal Register in May 2008. These three rules account for 2,429 biobased products from 598 unique companies.

Proposed rules for rounds 5 and 6 are in Departmental review. In addition, the proposed Voluntary Labeling Program rule is also in USDA clearance.

Ms. DeLauro: How much did OCE spend in 2008 and how much does OCE intend to spend on these programs in 2009?

Response: In 2008, OCE expects to spend \$650,000 in discretionary funds on the BioPreferred program, including supporting the preferred procurement program and the voluntary labeling program. In 2009, OCE intends to spend \$690,000 in discretionary funds on this program.

Ms. DeLauro: What product types have been designated for the program to date? What are the base resources assumed in the current

budget request for the preferred procurement and biobased labeling activities?

Response: The Round 1 final rule designated the following items for preferred procurement: mobile equipment hydraulic fluids; roof coatings; water tank coatings; diesel fuel additives; penetrating lubricants; and bedding, bed linens, and towels. Rounds 2, 3, and 4 final rules will designate the following items for preferred procurement: adhesive and mastic removers; plastic insulating foam; hand cleaners and sanitizers; composite panels; fluid filled transformers; disposable containers; fertilizers; sorbents; graffiti and grease removers; 2-cycle engine oils; lip care products; films; stationary equipment hydraulic fluids; disposable cutler; glass cleaners; greases; dust suppressants; carpets; carpet and upholstery cleaners; bathroom and spa cleaners; concrete and asphalt release fluids; general purpose de-icers; firearm lubricants; floor strippers; laundry products; metalworking fluids; and wood and concrete sealers.

The base discretionary OCE resources assumed in the FY 2009 budget request in support of the preferred procurement and biobased labeling activities are \$690,000.

Ms. DeLauro: Please update the summary in last year's hearing record with any additional items designated for preferred procurement, and provide the Federal Register notices for the Record.

Response: USDA intends to publish Rounds 2, 3, and 4 in the near future, adding 27 items to the preferred procurement program.

Ms. DeLauro: What specific responsibilities does USDA have in implementing this program? Please update your response in last year's hearing record to the extent necessary. Do these responsibilities include verifying the eligibility of a product or will USDA simply assign a product that has been certified by a third party? Please provide the status of USDA's development and implementation of an audit program to verify that designated products meet minimum specifications and qualify as biobased products. Please also provide a summary of the work done by the Federal Biobased Product Stakeholders Council in fiscal years 2007 and 2008.

Response: USDA is responsible for: conducting market research on proposed items to be designated; funding the testing for biobased content and the Building for Environmental and Economic Sustainability (BEES) analysis for products within proposed items; gathering information from product manufacturers and Federal agencies on performance standards that meet the procurement needs of Federal agencies; drafting rules and responding to public comments during rulemaking; and producing procurement guidance to be used by other Federal agencies.

USDA is responsible for communicating with Federal agencies on implementation of the Federal Biobased Products Preferred Procurement Program, now known as the BioPreferred Program. To further that effort,

USDA established the Federal Biobased Product Stakeholders Council and meets with that Council on a quarterly basis.

USDA designates by rulemaking items or generic groupings of products and determines the requirements for those generic groupings to be designated for preferred procurement. However, USDA does not certify individual products. Manufacturers and vendors certify to Federal purchasers, after reviewing the requirements for a generic grouping under which their product falls, that a product meets those requirements and qualifies for preferred procurement.

USDA also needs to develop and implement an audit program to verify that designated products meet minimum specifications and qualify as biobased products. Work on developing an audit program is scheduled to take place in FY 2009. By then, a robust array of items will have been designated for preferred procurement by rulemaking. Thus, the dimensions and requirements of such a program can more readily be determined.

Since its first meeting on February 28, 2006, the Federal Biobased Product Stakeholders Council, composed of 45 members drawn from a range of Federal agencies, has typically met quarterly. At each meeting, USDA gathers recommendations from members on the priority ranking for items to be designated for preferred procurement and on the performance standards used by Federal agencies in evaluating products to be procured. USDA updates the Council on its development of electronic catalogs for qualifying products under designated items. Similarly, USDA shares its development of other support documents for the Federal agencies and seeks guidance on what support documents are desired. USDA also updates the Council on its designation and labeling program rulemaking, receives recommendations from the Council on ways to improve the rulemaking and clearance process, and briefs the Council on its market research and testing activities on biobased items being considered for designation.

Ms. DeLauro: Please update the plans for evaluation of the biobased program. Please provide the status of the monitoring system for the sales of biobased products to federal agencies under the Federal Biobased Products Preferred Procurement Program.

Response: USDA, in coordination with the Office of the Federal Environmental Executive and OMB, is working on several strategies to monitor implementation. These strategies include: (1) requiring Federal agencies to report on their implementation efforts (e.g., BioPreferred affirmative procurement plans and training) in an annual data call; and (2) creating an interagency working group specifically to address the issue of reporting and tracking.

As part of USDA's Model Procurement Program, USDA has initiated two internal tracking mechanisms that other agencies may use as promising practices as they review update their individual procurement systems. Specifically, USDA has provided biobased product tracking systems to other Departments, including: (1) an automated procurement forecast system, which allows monitoring of potential contracts that



include the requirement for biobased products and the opportunity to head off any contracts that should but do not currently include a requirement for biobased products; and (2) an internal procurement tracking system, which allows the capture of information on whether an issued contract included biobased products.

#### ENERGY AND ENVIRONMENT ISSUES

Ms. DeLauro: Please provide the committee with a status report on USDA activities associated with sustainable agriculture.

Response: The Director of Sustainable Development in OCE is the focal point for sustainable development issues within USDA and for coordination of relevant activities with other Federal Departments, international organizations, and stakeholder groups. The USDA Council on Sustainable Development, which is chaired by the Director, assists in developing and coordinating cross-agency activities in USDA that integrate the concepts of sustainable development into USDA policies and programs. (Many specific activities are listed under the responses to questions on the sustainable development activities of OCE and the USDA Sustainable Development Council).

With specific regard to USDA sustainable agriculture activities, we highlight the Sustainable Agriculture Research and Education (SARE) program in the Cooperative State Research, Education and Extension Service. SARE provides the most specific programmatic work in USDA on sustainable agriculture. This year, 2008, is the 20th year of SARE and the 20th Anniversary SARE Conference held in Kansas City, Missouri from March 24-28 highlighted accomplishments and discussed future plans. SARE works primarily through a competitive grant process including farmer/rancher grants, research and education grants, and professional development grants. All SARE activities work to assist farmers and ranchers adopt practices that are profitable, environmentally sound, and good for communities. SARE activities promote community vitality in many ways: small research grants enable small farmers to identify production and marketing strategies that contribute to their economic success as well as contribute to local markets, for example. SARE also helps build networks of sustainable farmers and communities of practice within regions.

Ms. DeLauro: Please update the list of activities in last year's hearing record in which OCE participates related to sustainable development. In what specific activities did OCE participate during fiscal years 2007 and 2008?

Response: OCE participates and collaborates in numerous sustainable development activities including:

- The Office of the Federal Environmental Executive's interagency working group on environmental stewardship and sustainability, the Federal Network for Sustainability, and related activities on sustainable consumption and production (for example, the United Nations Ten-Year Framework of Programs on Sustainable Consumption and

Production);

- USDA's Sustainable Operations Council, created as part of USDA's implementation of Executive Order 13423: Strengthening Federal Environmental, Energy, and Transportation Management;
- Development of environmental and sustainable development indicators through the Council on Environmental Quality;
- Specific activities of USDA agencies that support and encourage sustainable development, such as USDA participation in the National Academy of Sciences' study group meetings on sustainability research and development and sustainable agriculture;
- Sustainable development partnerships, such as the My Community-Our Earth partnership between the Cooperative State Research, Education, and Extension Service, the Association of American Geographers, the U.S. Agency for International Development, the U.S. Geological Survey, USDA, and the Environmental Systems Research Institute to develop visual geographical materials for youth;
- Interested organization and community efforts to further the concepts of landcare, a community-based natural resource management approach (e.g., the Regional Landcare Center at Virginia Tech). Landcare programs began in Australia in the 1990s and are based on the premise that local landowners, working together, can successfully solve landscape scale problems. Similar approaches have been adopted more recently in the United States, especially in Virginia and North Carolina, and Virginia Tech now houses a landcare center. Emerging landcare efforts are found in southwest Virginia, Asheville, North Carolina, metropolitan Kansas City, Iowa, Mississippi, Ohio and Puerto Rico. The Sustainable Operations Council and the Forest Service have sponsored seminars and learning sessions to explain the elements of the landcare approach;
- Work with the Department of State, and other Federal agencies, in developing strategies, positions, and statements for relevant international negotiations and forums, including the United Nations Commission on Sustainable Development Cycle XVI-XVII which will hold review sessions on agriculture, rural development, land, desertification, drought and Africa, May 5-16, 2008 at the UN in New York followed by the policy cycle in May 2009; and
- Communicate with non-governmental groups, associations, and businesses on sustainable development issues, activities and partnerships, such as stakeholder participation in international meetings and inquires on related USDA programs, policies and partnership activities.

Ms. DeLauro: Please update the Committee on activities of the USDA Council on Sustainable Development. What role does the OCE play within the Council?

Response: The USDA Council on Sustainable Development develops, promotes and coordinates activities that integrate the concepts of sustainable development (achieving the "triple bottom line" of improved production and profitability, stewardship of the natural resource base and ecological systems, and enhancement of the vitality of rural and urban communities) into USDA policies and programs. For example, the

Council coordinated USDA preparations for, and participation in, the United Nations Commission on Sustainable Development meetings (May 5-16, 2008) on agriculture, rural development, land, desertification, drought and Africa through interagency collaboration with the Department of State and other Federal agencies. The Council also facilitates USDA agency collaboration on green infrastructure with other partners such as the Departments of Commerce, Defense, Interior, and Transportation and the EPA, The Conservation Fund, and the State of Maryland.

On September 13, 1996, the Secretary of Agriculture established the position of Director of Sustainable Development in OCE to lead and coordinate cross-mission area work in sustainable development and represent the Department in both domestic and international arenas on issues relating to sustainable development. The Director serves as head of the USDA Sustainable Development Council which includes representation from the different USDA mission areas including Research, Education and Economics (REE); Farm and Foreign Agricultural Services (FFAS); Rural Development (RD); and others.

Ms. DeLauro: What is USDA's role related to carbon sequestration/greenhouse gas emissions guidelines called for in the 1992 Energy Policy Act (1605 (b) guidelines)? Have there been any other reactions to the new on-line tool, COMET-VR, than those discussed in your response last year? Are there any planned additions or revisions to COMET-VR for 2008 or 2009?

Response: USDA continues to work closely with the Department of Energy (DOE) as it implements revisions to the 1605(b) Voluntary Greenhouse Gas Reporting Registry.

USDA provided the technical methods for estimating greenhouse gas emissions, carbon sequestration, and emission reductions on farm, forest, and grazing lands. The methods prepared by USDA include "state-of-the-science" guidance and tools for estimating emissions from agricultural, forestry, and conservation activities important for carbon sequestration efforts, as well as from other sources of greenhouse gases. Provisions of the guidelines encourage participation in the program by small emitters of greenhouse gases, such as farmers and small businesses.

In FY 2008 and FY 2009, OCE expects to continue to coordinate USDA's support for the 1605(b) program and will continue to coordinate with the Natural Resources Conservation Service (NRCS) and the Forest Service to meet USDA responsibilities. We anticipate a significant increase in demand in FY 2009 for this information from the user community, including State and regional conservation specialists, landowners, and farmers. OCE may also request technical support from other USDA agencies, including the Extension Service of the Cooperative State Research, Education, and Extension Service.

USDA's guidelines can be found on-line. USDA maintains a link to DOE's General and Technical Guidelines, as well as the Forestry and Agriculture appendices and links to the COMET-VR model:

- USDA Web site:  
[http://www.usda.gov/oce/global\\_change/gg\\_reporting.htm](http://www.usda.gov/oce/global_change/gg_reporting.htm)
- DOE Web site: <http://www.eia.doe.gov/oiaf/1605/aboutcurrent.html>

Response to the NRCS COMET-VR soil carbon estimation tool has been very favorable. Users like the fact that the program is easy to use and well documented. Users would like to see additional rotations and specialty crops added to the system and would also like to see the program expanded to address animal agriculture emissions. NRCS is continuing to improve the model and expand the systems covered. Priorities for improvements in FY 2009 are:

- Inclusion of orchard, vineyard and specialty crops;
- Inclusion of agroforestry (e.g., windbreaks, riparian woodlands);
- Development of uncertainty estimates for woody biomass stock changes;
- Nitrous oxide estimates for annual crops and grassland/pastures, including uncertainty estimates;
- Expanded coverage of pasture and rangeland systems, including mixed woody (shrub) and grassland systems;
- Uncertainty estimates of pasture and rangeland systems; and
- Development of a new interface to incorporate agroforestry, orchards, etc., systems and nitrous oxide estimation.

Ms. DeLauro: Please update, as necessary, your response in last year's hearing record on roles identified for USDA by OCE related to 1605(b). What are the priorities in fiscal year 2009?

Response: USDA will continue to expand and refine greenhouse gas estimation and reporting guidelines that have been adopted by DOE for use in their Section 1605(b) Voluntary Greenhouse Gas Registry. USDA's NRCS and Forest Service are continuing to refine underlying technical methods for reporting. OCE seeks to expand on existing computer-based calculation tools and form writers to include tools for estimating nitrous oxide and methane emissions. OCE also seeks to prepare outreach and education materials for farmers and other landowners and operators. OCE has not yet prepared a Web portal for greenhouse gas estimation and reporting. This portal could contain user friendly guidance, frequently asked questions, case studies, and other education and training materials. OCE also seeks to cooperate with State conservationists, State forestry offices, and the Extension Service in providing information to farmers, landowners, and operators on the voluntary greenhouse gas reporting guidelines.

Ms. DeLauro: Please describe further the request for \$1.5 million to establish the Climate Change Program Office. How much funding and how many staff years did the Global Change Program Office (GCPO) have each year since 1997? How many staff years would the \$1.5 million 2009 request support?

Response: The establishment of a Climate Change Program Office in OCE will allow USDA to meet statutory responsibilities and effectively

respond to Presidential directives and initiatives on climate change. The Global Climate Change Prevention Act of 1990 directs the Secretary of Agriculture to create a Global Climate Change Program to provide a focal point within the Department for coordinating all issues of climate change (USC Title 7 Chapter 96), including policy analysis, long range research planning, climate change response strategies, and providing liaison to other federal agencies regarding climate change issues.

Since 1997, the Global Change Program Office (GCPO) has resided in OCE. GCPO is a small coordination office that is supported through distributed cost contributions from the Department's research agencies. As the importance of the issue of climate change has grown, demands on the program have grown and extend well beyond research to the point that the current funding mechanism is neither equitable nor sufficient to meet the increased demands placed upon the GCPO.

Annual Fiscal Year GCPO Funding

Fiscal Year	GCPO Funding
1997	N/A
1998	\$665,780
1999	\$489,940
2000	\$484,000
2001	\$651,000
2002	\$650,220
2003	\$691,190
2004	\$729,525
2005	\$756,806
2006	\$964,192
2007	\$976,800
2008	\$975,340

The proposed initiative will provide a stable funding base for coordinating climate change activities within the Department. The proposal also seeks funding for activities that require Department-wide coordination and input, activities that respond directly to government initiatives, and actions to implement Departmental responsibilities required by statute.

The funding requested through this initiative will allow USDA to:

- Provide senior staff or resources to support the Department of State in ongoing international bilateral and multilateral negotiations on climate change;
- Effectively participate in the government's climate change initiatives and respond to emerging priorities;
- Provide analysis and assessment of alternative climate change policies and programs that relate to forests or agriculture;

- Support DOE in implementing their Voluntary Greenhouse Gas Reporting Registry related to reporting of forestry and agricultural activities;
- Prepare future climate change scientific assessments as required under the 1990 Global Change Research Act; and
- Quantify greenhouse gas emissions and carbon sequestration in periodic inventories prepared for the forestry and agricultural sectors.

Since 1997, GCPO has operated with 2-3 staff years. In FY 2008, GCPO maintains three staff years. The additional resources proposed for the FY 2009 OCE budget will allow the new office to hire two additional FTEs. New resources proposed for FY 2009 will also allow OCE to pursue scientific and technical assessments and analyses on climate change through contracts and agreements.

The first new FTE will focus on overseeing and insuring effective USDA participation in the government's climate change initiatives and respond to emerging priorities, as well as providing analysis and assessment of alternative climate change policies and programs that relate to forests or agriculture. The second new FTE will support DOE in implementing their Voluntary Greenhouse Gas Reporting Registry related to reporting of forestry and agricultural activities, as well as contributing to the USDA effort to quantify greenhouse gas emissions and carbon sequestration in periodic inventories prepared for the forestry and agricultural sectors.

Ms. DeLauro: Please update responses for the record in last year's hearing record on OCE's activities related to the 'Methane-to-Markets' program (M2M) and on the total cost of M2M government-wide.

Response: Funding was not provided to OCE in FY 2008 for the Methane-to-Markets (M2M) program and OCE did not request funding for FY 2009. Nevertheless, OCE continues to coordinate a small USDA presence in the M2M program, providing guidance to the M2M Agriculture Co-chairs from Argentina and the United Kingdom and attending meetings and conference calls of the international Agriculture Technical Working Group. The Agriculture Project Network now has 280 private sector and institutional members. Demand in other countries for information about opportunities to reduce methane emissions from animal waste management systems is strong. The United States maintains a lead in the development of these technologies, and the Agriculture Project Network provides U.S. companies with access to private sector and government experts in other countries.

U.S. Government appropriations for M2M in FY 2006, FY 2007, FY 2008, and the FY 2009 request are as follows:

FY 2006: State Department - \$5 million  
EPA - \$2.1 million

FY 2007: State Department - \$6 million  
EPA - \$4.4 million

FY 2008: State Department - \$6.3 million (planned; not final)  
EPA - \$4.4 million

FY 2009 Request: State Department - \$6 million  
EPA - \$4.5 million

#### WEATHER ANALYSIS

Ms. DeLauro: What is OCE's role in weather analysis? Include discussion of the Joint Agricultural Weather Facility, and update your response in last year's hearing record, as necessary. Does the Commerce Department share any of the costs of the Joint Agricultural Weather Facility? If so, how much?

Response: The World Agricultural Outlook Board (WAOB) is located within the OCE. The WAOB's primary objectives are consistency, objectivity, and reliability of outlook and situation related material, including weather information, developed within USDA. The WAOB coordinates all weather and climate information and monitoring activities within USDA. The WAOB also manages the Joint Agricultural Weather Facility (JAWF), which is the focal point in the Department for weather and climate information and impact assessment.

JAWF was created in 1978 as an operational unit, and is jointly managed by the USDA/OCE/WAOB and the U.S. Department of Commerce (DOC)/National Oceanic and Atmospheric Administration (NOAA)/National Weather Service (NWS)/National Center for Environmental Prediction (NCEP)/Climate Prediction Center (CPC). The primary mission of the JAWF is to routinely collect global weather data and agricultural information to assess the impact of growing season weather conditions on crops and livestock production prospects. JAWF meteorologists work as a team, monitoring global weather conditions and crop developments on a daily basis and preparing real-time agricultural assessments. These assessments keep USDA commodity analysts, OCE, the Secretary of Agriculture, and top staff informed of worldwide weather-related developments and their effects on crops and livestock.

In addition to providing routine assessments, OCE/WAOB agricultural meteorologists at JAWF prepare special assessments when adverse or anomalous weather conditions (i.e., droughts, heat waves, freezes, floods, and hurricanes) are observed in major crop producing regions. Many of these special assessments are prepared using sophisticated GIS tools that overlay weather data and information on crop producing areas for detailed analysis. When integrated with economic analyses and information, these routine and special crop-weather assessments and analyses provide critical information to decision-makers formulating crop production forecasts, trade policy, and disaster relief. They also help identify potential agricultural markets for U.S. products around the world. Inputs from OCE/WAOB/JAWF are integrated into USDA's monthly foreign crop production estimates. Weekly briefings on global weather and crop developments are provided to USDA top staff.

JAWF's flagship publication is the *Weekly Weather and Crop Bulletin* (WWCB). The WWCB is available in electronic form from the OCE Web site at: <http://www.usda.gov/oce/weather/pubs/Weekly/Wwcb/index.htm>.

In addition, the *Drought Monitor* is a collaborative effort between Federal and academic partners, including the University of Nebraska-Lincoln National Drought Mitigation Center, OCE/WAOB/JAWF, NOAA/NWS/NCEP/CPC, and NOAA/National Environmental Satellite, Data, and Information Service/National Climatic Data Center. The official Web site for the *Drought Monitor* released each Thursday at 8:30 a.m. Eastern Time, is at: <http://www.drought.unl.edu/dm/monitor.html>.

DOC contributes to JAWF by providing human resources (three staff members), telecommunications technology, weather data, and other services. However, DOC provides no direct financial support to JAWF. OCE does not have information on the full value of the DOC in-kind contribution.

#### BUDGET REQUEST

Ms. DeLauro: Please explain the increase in the OCE fiscal year 2009 budget request for budget object classification 25.2 "Other Services" compared to fiscal years 2007 and 2008.

Response: In FY 2007, OCE expended \$26,507 under budget object classification (BOC) 25.2, primarily on security investigations and training costs. A similar amount is expected to be spent in FY 2008. The large increase in FY 2009 in BOC 25.2 is due to the addition of \$759,000 in new spending under the FY 2009 Climate Change Program Office (CCPO) initiative. This CCPO spending will fund a number of cooperative agreements and contracts to provide support to the GCPO mission by developing: strategic economic analyses of greenhouse gas mitigation options; strategies for facilitating the adoption of greenhouse gas mitigation activities; and private sector greenhouse gas accounting systems for the forestry and agriculture sectors. The decisions on cooperative agreement partners for these activities have not been finalized.

#### COMMODITY MARKET INFORMATION SYSTEM

Ms. DeLauro: Please update the description of USDA activities and funding related to the Commodity Market Information System included in last year's hearing record, to include activities in fiscal years 2007 and 2008. Have the new database and integrated report writer system been put into operation yet? What is the purpose of the system?

Response: In late 2005, a proof-of-concept exercise for the Commodity Market Information System (CMIS) system was completed. That exercise highlighted several areas of significant risk to the original development plan. As a result, OCE decided to scale back the scope of the proposed project and utilize a lower-risk phased approach to system development. The revised development plan, approved by USDA's Office of the Chief Information Officer, is to first develop a World Agricultural



Supply and Demand Estimates database and integrated report writer system (henceforth the WASDE DB/Report Writer system).

The WASDE DB/Report Writer system is a centralized database repository that commodity analysts will utilize to track and store the global crop and livestock supply and demand estimates and projections used to produce the monthly *World Agricultural Supply and Demand* (WASDE) report. The existing legacy system is based on technology that is no longer supported by the vendor and is only partially automated. In addition to modernizing and fully automating production of the monthly WASDE report, the new system will also permit the commodity estimates developed during the monthly WAOB lockup process to be transferred electronically to USDA's Foreign Agricultural Service (FAS), reducing the time it takes to make these estimates available to the public via the FAS Web site and reducing the potential for error by eliminating the need for FAS staff to manually re-enter data.

During FY 2006 and FY 2007, a total of \$1,422,634 was expended on development of the WASDE DB/Report Writer system. In FY 2008, an additional \$343,369 was expended on development. Development of the system was completed on March 25, 2008. Prior to completion, the database system was rigorously tested and validated. However, due to the acute market sensitivity of the information published in the monthly WASDE report, OCE will not replace the existing legacy system with the new system until after a full year of parallel testing. This will allow OCE to test the new system under working conditions through one complete cycle of the complex table and data relationship changes required to produce each of the 12 monthly reports. OCE expects the existing legacy system will be replaced by the new WASDE DB/Report Writer system by summer 2009.



NATIONAL APPEALS DIVISION  
Statement of  
Roger J. Klurfeld, Director  
Before the Subcommittee on Agriculture, Rural Development,  
Food and Drug Administration, and Related Agencies

Madam Chairwoman and members of the Subcommittee, I want to thank you for the opportunity to submit this statement in support of the President's fiscal year (FY) 2009 budget request for the National Appeals Division (NAD).

NAD is an independent administrative appeals organization that reports directly to the Secretary of Agriculture. It is charged by statute to provide hearings within the State of residence of program participants challenging adverse decisions issued by the Commodity Credit Corporation, the Farm Service Agency, the Risk Management Agency, the Natural Resources Conservation Service, the Rural Development mission area, and any other area assigned to it by the Secretary. In FY 2007, program participants filed more than 2,521 appeals: NAD issued 176 initial decisions on the jurisdiction and on the timeliness of those submissions. NAD Hearing Officers held 1,412 hearings and issued 1,901 determinations that were subject to review by the Director. Of those determinations, appellants or the head of the program agency asked the NAD Director to review 472 determinations. The NAD Director also decided 183 appeals where participants requested to appeal to NAD after receiving agency adverse decisions that stated the agency decision was not appealable. As a result of the NAD appeal process, appellants received favorable outcomes—either reversal of the adverse agency action or voluntary withdrawal of the agency action—in approximately 29 percent of appeals. All decisions on the merits of cases are available for public inspection on NAD's Web site within 48 hours of issuance; since December

1, 2004, NAD has posted approximately 6,300 determinations on its Web site.

#### Fiscal Year 2009 Goals and Objectives

NAD resolves disputes between participants and agencies when an agency has made a determination that is adverse to a participant. NAD's charge and expertise is to identify the law, including statutes and regulations that apply to the particular situation, determine the facts and whether the agency applied the law to the facts properly. NAD is required by statute to offer all appellants a face-to-face hearing in their State of residence within 45 days of the filing of an appeal. NAD has the following strategic goals and objectives for fiscal year 2009:

1. Foster public accountability by continuing to issue timely and well-written determinations that reach the right decision for the right reasons;
2. Foster a sense of competence by continuing to conduct hearings and issue determinations within applicable statutorily-mandated timeframes; and,
3. Foster fairness by continuing to increase the quality and readability of written determinations.

#### Fiscal Year 2009 Budget Request

NAD's budget request for FY 2009 is \$15,402,000, which includes an increase for 2009 pay costs, operational support and training. Pursuant to 7 U.S.C. § 6992 (c), NAD "shall not receive administrative support (except on a reimbursable basis) from any agency other than the Office of the Secretary." The FY 2009 request will allow NAD to continue to meet its obligation to provide timely and fair administrative appeals. The increase will permit NAD to continue to fund vital mandatory support agreements for personnel and information technology. It will also allow NAD to ensure that its geographically diverse workforce continues to receive training on the vital administrative law and legal reasoning skills to ensure the USDA appeals system is fair.

That concludes my statement, and I look forward to working with the Subcommittee on the FY 2009 NAD budget.

Fiscal Year 2009 House Hearing Questions  
National Appeals Division

APPEALS AND DECISIONS

Ms. DeLauro: How many active appeals and active Director reviews are currently ongoing?

Response: As of May 14, 2008, NAD has 717 active cases. NAD "active cases" are current cases in one phase of the NAD case management life cycle, anywhere from the beginning stage (appeal requests and pre-hearing conference), in the middle stage (appeal hearings and determinations), or at the end of the process (Director Review determination and reconsideration). Of those 717 active cases, there are 574 cases pending before Hearing Officers and 64 pending before the NAD Director. The remaining 79 cases are cases where the Hearing Officer has issued a decision, but the time period for Appellants to file for a Director Review has not yet expired.

Ms. DeLauro: Of the total decisions issued in fiscal year 2007, how many were appealed with the Director?

Response: In FY 2007, NAD Hearing Officers issued 1,899 decisions that were subject to review by the Director. (By comparison, Hearing Officers issued 2,032 such decisions in FY 2006.) Of those determinations, appellants or the affected agency asked the NAD Director to review 472 of those decisions (436 in FY 2006). The NAD Director also decided 378 appeals where participants requested to appeal to NAD after receiving adverse agency decisions that stated the affected agency decision was not appealable. Finally, the NAD Director also issued 45 determinations on requests for his reconsideration of previous review determination.

Ms. DeLauro: Please update the table that shows the number of appeals your Division has processed each year for the last five fiscal years, concluding with 2007.

Response: The information is submitted for the record.

[The information follows:]

Fiscal Year	Number of Cases filed and processed.
2003	3,199
2004	3,074
2005	3,139
2006	2,850
2007	2,521

Ms. DeLauro: Do you expect the number of appeals to increase or decrease in fiscal year 2009? Please explain.

Response: While it is difficult to predict with any degree of certainty the number of appeals NAD may receive in the future, we expect the number of appeals to decrease in fiscal year 2008 due to familiarity with the 2002 Farm Bill and as individual programs stabilize. On the other hand, the 2008 Farm Bill will introduce new requirements, including new programs and the need to change existing program regulations. Since appeals occur when those changes are applied to a request that is denied by an agency, appeals tend to lag promulgation of new program regulations under a new Farm Bill. As the 2008 Farm Bill becomes implemented in FY 2009 or later, NAD expects cases to begin to increase, as program disputes about the new bill will arise. But it is important to remember that appeals are a lagging indicator of new regulations and new programs that occur in the field.

#### UNFILLED POSITIONS

Ms. DeLauro: Please provide a breakdown of NAD unfilled positions by grade.

Response: As of May 14, 2008, NAD had six vacancies at Grade 13. Most of the unfilled positions in NAD are in the Hearing and Review Officer corps, whose employees are general service appointments at Grade 13. NAD decision making operates on very tight statutory deadlines. When there is a personnel vacancy, especially in the Hearing Officer corps, NAD management makes two determinations: (1) whether there is an organizational need to replace the Hearing Officer, and (2) where the new Hearing Officer should be stationed. If the Director determines that the vacancy needs to be filled to maintain service, it is important to fill it as soon as possible so that NAD may continue to meet the statutory deadlines for action (45 days for a hearing to be held, and 30 days thereafter for a decision). NAD has experienced an increase in the number of retirements in the Hearing Officer corps and will likely show unfilled positions on any particular date, as the hiring process catches up with future turnover. This delay has not to date adversely affected NAD's performance in a serious way, and NAD's hiring practices ensure that candidates for these important positions meet high standards of qualifications. Nevertheless, we have slowed hiring replacement Hearing Officers because of budgetary constraints.

#### HEARINGS AND REVIEWS CONDUCTED

Ms. DeLauro: How many hearings and reviews were conducted in fiscal year 2007? Please list the number of hearings and reviews by Agency.

Response: The information is submitted for the record.

[The information follows:]

## Hearings (not Hearing Decisions) and Reviews Conducted (FY 2007)

<u>Agency</u>	<u>Hearings</u>	<u>Reviews</u>
FSA	606	311
RD	635	102
RMA	94	16
NRCS	69	38
RBCS	6	3
RUS	2	2
Total	1,412	472

Ms. DeLauro: Why are most of the hearings and reviews conducted by NAD for FSA and RHS?

Response: There are many reasons why participants choose to file an appeal. For example, the Farm Service Agency (FSA) is a large organization with many individual programs that change often and involve large amounts of money. In addition, NAD allows a program participant to file an appeal when requesting equitable relief, which is only available in a portion of FSA's program areas (and Natural Resources Conservation Service (NRCS) programs as well). With respect to Rural Development, NAD now categorizes all Rural Housing Service (RHS) cases as Rural Development cases. NAD processes appeals of all adverse servicing decisions, such as payment moratoria and assistance, as well as loan accelerations and foreclosures, and RHS makes many of these decisions each year.

## PUBLIC AWARENESS CAMPAIGN

Ms. DeLauro: In responding to last year's questions for the hearing record, you updated the Committee on NAD's public awareness campaign initiated in 2005. Is this campaign still being used? If so, how much money is spent on campaign activities? Will you be updating the campaign based on what you have learned over the past 2 years, or initiating a new public awareness campaign? Please discuss the effect, if any, on the number of cases NAD has handled since the 2005 campaign started.

Response: In previous responses, NAD has described the purpose and effects of its public awareness program. In the past, although unfunded, NAD focused this program on exhibitions and maintaining a presence at local farm venues. Examples were exhibiting at the Small Farmers, Women in Business & Marketing Conference held at Alcorn State University, Jackson, Mississippi, and at the League of Latin American Citizens National Convention held in Milwaukee, Wisconsin. In FY 2006, NAD expanded its public awareness campaign to other target audiences. For example, NAD presented information to groups that may represent appellants before NAD (for example, the National Association of Ag Agents and Kansas Legal Services). NAD also identified a need to train USDA personnel about the NAD appeal process and presented workshops to a number of USDA officials. Our experience is that producers respond favorably to this information and confirm they will consider the NAD appeals process when considering their options after receiving adverse determinations in the future.

The current NAD budget has adversely impacted the outreach effort in FY 2007 and FY 2008. Although NAD strongly believes this awareness campaign plays a vital role in notifying producers of their statutory right to utilize the USDA appeals system and demonstrating it is a fair and independent process, NAD can no longer fund the training and materials the program requires.

#### FARM TRADE SHOWS

Ms. DeLauro: How many farm trade shows did NAD attend in fiscal year 2007, and where were they?

Response: NAD attended 19 farm trade shows in FY 2007.

Those show names and locations are:

Amarillo Farm Show, Amarillo, TX  
 Colorado Farm Show, Greeley, CO  
 Colusa Farm Show, Colusa, CA  
 World Ag Expo, Tulare, CA  
 3i Show, Garden City, KS  
 Dakota Fest, Mitchell, SD  
 Big Iron Farm Show, Fargo, ND  
 Husker Harvest Days, Grand Island, NE  
 Sunbelt Agricultural Exposition, Moultrie, GA  
 Mid-South Farm & Gin Supply Exhibit, Memphis, TN  
 National Farm Machinery Show, Louisville, KY  
 Farm Progress Show, Decatur, IL  
 Farm Science Review, London, OH  
 Indian Ag Symposium, Las Vegas, NV  
 New Mexico Ag Expo, Portales, NM  
 Ft. Wayne Farm Show, Ft. Wayne, IN  
 Ag Progress Days, Rock Springs, PA  
 Ag EXPO 2008, Monroe, LA  
 Sunbelt Ag Expo, Albany, GA

#### RIGHT TO APPEAL

Ms. DeLauro: Please update the Committee on the Agencies' communication to program participants on their right to appeal. Please describe the appeal process.

Response: NAD's enabling statute, 7 U. S. C. section 6994 requires that the Secretary of Agriculture provide a participant written notice of an adverse decision "and the rights available to the participant under this subchapter." The Secretary has delegated this duty to each agency. Section 6992(d) provides that if there is a dispute whether an agency determination is appealable to NAD, a participant may seek the NAD Director's view and that "[t]he determination of the Director as to whether a decision is appealable shall be administratively final."

The form of the notice continues to vary with the agency, the program, or the agency's view of appeal rights. In a notice, an agency may state that its decision is final or that program participants do not have a right to appeal



to NAD. In those cases, the NAD experience is that program participants may not know about their legal statutory rights to appeal to NAD; NAD usually grants an appeal in the majority of those cases when deciding that question alone. NAD has found that the varying agencies views on appeal rights and how they are communicated to participants affects the number of appeals NAD receives.

If notice provided by the agency is not adequate, NAD may waive the deadline for the submission of an appeal and thereby provide the program participant with a hearing. For example, when an agency notice properly told program participants that they could appeal to NAD but did not provide that an appeal must be filed within 30 days, NAD waived the time limit and accepted late submissions. This approach is consistent with the way courts approach this issue.

#### TYPES OF CASES

Ms. DeLauro: What type of cases does NAD handle? Please give a general description of the general cases NAD reviews.

Response: NAD resolves disputes between participants and agencies (e.g. FSA, Risk Management Agency, NRCS, and Rural Development) when an agency has made a determination that is adverse to a participant. NAD's charge and expertise is to identify the law, including statutes and regulations that apply to the particular situation, find what the facts are, and determine whether the agency applied the law to the facts properly. NAD applies this type of analysis to a wide range of cases. The rule, program, or disputed factual pattern can pertain to sophisticated banking and business cases, such as cases where Rural Development has turned down a bank's loss claim pursuant to a Federally guaranteed loan, or when the Risk Management Agency has made a risk management decision in an insurance program. No less important, many cases involve disputes between USDA agencies and participants applying for benefits for various reasons--from single family and multi-family housing loans to crop disasters to conservation grants to enforcement activities.

#### REVIEWS CONDUCTED

Ms. DeLauro: Is the number of reviews NAD performs tied to events, i.e. enacted legislation or a change in regulations?

Response: The number of reviews NAD performs can be tied to events or new legislation or changes in regulations that increase ambiguities in how the rules should be applied to factual situations. These ambiguities tend to increase the number of appeals. In addition, events such as application processing for disaster relief or conservation program sign-ups may increase submissions; the more disaster declarations in a year, or the more conservation program applications not funded, the more appeals may be filed.

#### ADMINISTRATIVE APPEALS

Ms. DeLauro: Please update the Committee on the number of appeals that have been received involving the Tobacco Transition Payment Program.

Response: As of May 14, 2008, NAD had received 74 appeals involving the Tobacco Transition Payment Program.

Ms. DeLauro: In what circumstances does the Secretary of Agriculture assign additional jurisdiction to hear administrative appeals arising from decisions of other parts of USDA?

Response: There are two statutory grants of authority by which the Secretary may assign additional jurisdiction to NAD. Section 6991(2) of NAD's enabling statute allows the Secretary to designate any part of USDA as an agency whose adverse determinations would be appealable to NAD. In addition, 7 U.S.C. § 6912(a)(1) provides the Secretary authority to consolidate the processing of administrative appeals at NAD. To date, the Secretary has not exercised either of these authorities.

#### FY 2009 BUDGET REQUEST

Ms. DeLauro: The fiscal year 2009 budget request includes an increase of \$691,000 to continue present operational support and training for staffing and critical NAD activities. How much of this increase would go to travel, training, and administrative costs? Are you hiring additional FTEs? Why is this increase necessary?

Response: This funding is necessary to fund operational activities, such as training, continued IT support, personnel services, and to maintain and improve the effectiveness of the current staff. NAD is a geographically dispersed organization, with hearing officers located across the country because by statute an appellant is entitled to a face-to-face hearing in his state of residence. Additionally, by statute, NAD may not receive administrative support from other parts of the Department except on a reimbursable basis. This funding is critical to maintain the efficacy of these reimbursable agreements. NAD must continue to fund efforts to train its geographically dispersed workforce, including annual and biannual training activities such as a National Colloquia, decision evaluation exercises, and partnering with consultants in the writing industry to ensure NAD writing standards remain valid and are implemented objectively. Maintaining and improving IT support is also a vital part of keeping administrative overhead cost-efficient and producing determinations on a timely basis. None of the funding requested will be used to hire positions not already authorized in the organization.

The additional funding will be allocated as follows:

<u>Program Increases</u>	<u>Amount</u>
Travel .....	\$200,000
Training .....	150,000
Administrative .....	220,000
(Reimbursable Agreements for IT, personnel, WCF/Greenbook)	
Equipment .....	90,000
Supplies.....	31,000
Total .....	<u>691,000</u>

Questions Submitted by Congresswoman DeLauro

Office of Budget and Program Analysis

## STRATEGIC OBJECTIVE AND FUNDING MATRIX

Ms. DeLauro: Please update the table that appears in last year's hearing record showing a breakout of resources for the areas of OBPA responsibility to include fiscal year 2007 actuals and fiscal year 2008 estimates.

Response: The information is submitted for the record.

[The information follows:]

**U.S. Department of Agriculture - Office of Budget and Program Analysis**  
(Dollars in Thousands)

<b>Key Areas</b>	<b>FY 2007 Actual</b>	<b>Staff Years</b>	<b>FY 2008 Estimate</b>	<b>Staff Years</b>	<b>FY 2009 Estimate</b>	<b>Staff Years</b>
<b>Strategic Objective 1.1</b> Assist the Office of the Secretary and other policy officials in decision-making and policy implementation by providing objective information and analyses regarding the Department's programs and policies	\$2,649	19	\$2,760	19	\$3,056	21
<b>Strategic Objective 1.2</b> Ensure the Department's Budget is consistent with policy decisions and that resources are allocated to agencies consistent with priorities, performance information and linkages to the USDA Strategic Plan, and applicable laws	2,897	21	2,945	21	3,427	23
<b>Strategic Objective 1.3</b> Ensure the Department's legislative proposals and regulatory actions are analytically sound and consistent with Departmental and Administration policy	2,524	18	2,507	18	2,571	18
<b>Total, Available</b>	<b>8,070</b>	<b>58</b>	<b>8,212</b>	<b>58</b>	<b>9,054</b>	<b>62</b>

## LEGISLATIVE PROPOSALS

Ms. DeLauro: Please update the table that shows the legislative proposals that were sent to Congress to include fiscal year 2008. How many proposals were enacted into law?

Response: The information is submitted for the record.

[The information follows:]

USDA proposals sent to Congress				
Fiscal Year	Number Sent	Enacted	Public Law Number	Date Enacted
2008	1	0		
2007	9	0		
2006	5	0		
2005	17	3	P.L. 109-83: To amend the U.S. Grain Standards Act to reauthorize that Act.	9/30/2005
			P.L. 109-54: Interior Department FY 2006 Appropriations bill. (Forest Service Facility Realignment and Enhancement Act of 2005)	8/2/2005
			P.L. 108-44: To amend the Livestock Mandatory Price Reporting Act of 1999 to modify the termination date.	12/3/2004
2004	8	0		

## CODE OF FEDERAL REGULATIONS

Ms. DeLauro: To the extent appropriate, please provide an update on the status of your work on the Code of Federal Regulations.

Response: The Department's promulgation of regulations revising the Code of Federal Regulations is a continuing process. In fiscal year 2007, OBPA was actively involved in the review and clearance of 278 regulatory work plans and 318 regulations. This included high priority regulations involving: disaster assistance and revisions to the Special Supplemental Nutrition Program for Women, Infants and Children food package.

## USDA BUDGET SUMMARY AND ANNUAL PERFORMANCE PLAN

Ms. DeLauro: What was the cost to print and distribute the fiscal year 2009 USDA Budget Summary and Annual Performance Plan document?

Response: It cost the Department of Agriculture \$6,854 to print and distribute the FY 2008 Budget Summary and Annual Performance Plan. The FY 2009 cost is being calculated by the printers.

## LEGISLATIVE PROPOSALS

Ms. DeLauro: Please list all the legislative proposals to be submitted in support of the fiscal year 2009 budget. Please indicate the cost of each and whether that cost is derived from mandatory or discretionary funding or from user fees.

Response: The information is submitted for the record.

[The information follows:]

PROPOSED LEGISLATION AND OTHER ADJUSTMENTS				
Agency	Title	2009 Budget (Dollars in Millions)	Mandatory (M) or Discretionary (D)	User Fees
AMS	Country of Origin Labeling Enforcement	\$10 a/	M	X
APHIS	Vet Biologics User Fee	\$7 b/	M	X
APHIS	Biotechnology Licenses & Permits User Fee	\$4 b/	M	X
APHIS	Animal Welfare User Fee	\$9 b/	M	X
FSIS	Meat, Poultry & Egg Inspection User Fee	\$96 b/	M	X
GIPSA	U.S. Grain Standards and Stockyards Licensing User Fees	\$27 b/	M	X
RMA	Federal Crop Insurance participation fee	\$15 b/	M	X
FS	Payments to States (The Secure Rural Schools and Community Self-Determination Act)	0	M	
FS	Ecosystems Services Demonstration Projects	0	D	

a/ Funds would become available in FY 2009.

b/ Funds would become available in FY 2010.

## STAFFING LEVELS IN OBPA

Ms. DeLauro: Please provide a table showing FTEs at OBPA for fiscal years 1999 through 2008 estimated and 2009 requested.

Response: The information on historical FTE levels within OBPA is submitted for the record.

[The information follows:]

<u>Fiscal</u> <u>Year</u>	<u>FTEs</u>
1999	63
2000	61
2001	59
2002	64
2003	64
2004	61
2005	59
2006	58
2007	58
2008	58
2009	62

The 2009 budget includes a request to fund an increase of 4 FTEs above the 2008 level. Due to absorbing increases in the costs of employees under the Federal Employees Retirement System, pay, and inflation, OBPA has been unable to fill positions. Between FY 2003 and FY 2007, OBPA staffing declined from 64 FTEs to 58 FTEs, or about a ten percent reduction. An increase is necessary to fund 4 analyst staff-years to maintain the ability to provide the needed analyses and information to policy officials to support informed decision-making regarding budgetary, legislative, and regulatory proposals. Lack of resources to support adequate staffing will hinder the quality and timeliness of budget documents and analyses for use by policy officials, Congress, news media, interest groups, and the public. Restoring the office's analytical capability will be especially critical to meet demands associated with implementation of a new Farm Bill.

## Questions Submitted by Congresswoman DeLauro

## HOMELAND SECURITY STAFF

## RADIOLOGICAL EMERGENCY COORDINATOR

Ms. DeLauro: Your response from last year's hearing record regarding the Radiological Emergency Coordinator indicated the Homeland Security Staff was still requesting funding for the position; however the position would reside within USDA Departmental Administration. The 2009 budget request shows the position was funded since fiscal year 2007 from other USDA Appropriations. Which USDA Appropriation paid for this position? Please explain why additional funding was being requested in fiscal year 2008 for this position. Is funding still being requested in fiscal year 2009 for the Radiological Emergency Coordinator?

Response: The Homeland Security Staff (HSS) is not requesting funding for the Radiological Emergency Coordinator in FY 2009. Past funding was from Departmental assessments and this will continue in FY 2009. Additional funds were requested in FY 2008 with the intent to host the position within the HSS; however, due to the operational nature of the position, it was moved to the Radiation Safety group within Departmental Administration. HSS still provides the policy oversight and direction for the coordinator position.

## PARTICIPATION IN OTHER HOMELAND SECURITY COUNCILS/COMMITTEES

Ms. DeLauro: Please update your response as to the councils, working groups, and committees you coordinate with or participate in.

Response: The HSS represents the Department on the following councils, working groups, and committees:

- International
  - North Atlantic Treaty Organization (NATO) - Food and Agriculture Planning Committee
  - Interagency NATO Civil Emergency Planning Group
  - Russia Joint Committee on Emergency Planning and Coordination
  - Security Prosperity Partnership (Canada, U.S., Mexico)
  - U.S.-Russia Bilateral on Bioterrorism
  - U.S.-Israeli Chemical, Biological, Radiological, Nuclear Counterterrorism Working Group for Agriculture
  - Trilateral for Food Safety and Defense (Japan, Australia, U.S.)
- White House
  - Policy Coordinating Committees including:
    - o Avian and Pandemic Influenza
    - o Border and Transportation Security
    - o Biodefense
    - o Maritime Security
    - o Continuity
    - o Domestic Nuclear Defense
    - o Critical Infrastructure Protection
    - o Domestic Readiness Group
    - o Information Sharing
    - o Plans, Training, Exercise, and Evaluation

- National Science and Technology Committee
  - o Foreign Animal Disease Threats Subcommittee
- Federal Interagency
  - Integrated Consortium of Laboratory Networks Joint Leadership Council
  - Bioterrorism and other Public Health Emergencies Working Group
  - Ammonium Nitrate Working Group
  - Agriculture Intelligence Working Group
  - National Infrastructure Protection Plan Federal Senior Leadership Council
  - Emergency Support Function Leadership Group (FEMA)
  - Interagency Incident Management Planning Team (IMPT)
  - Director of National Intelligence Non-Title 50 Working Group
  - Top Off 4 and National Level Exercise 2-08 Planning Teams
  - National Biosurveillance Integration System Interagency Working Group
  - National Incident Management System Federal Partners Working Group
  - Homeland Security Exercise and Evaluation Program Working Group
  - Incident Command System Competencies Change Management Board
  - Katrina Lessons Learned Interagency Working Group
- Public-Private
  - Critical Infrastructure Partnership Advisory Council
  - Food and Agriculture Sector Government Coordinating Council Co-chair

#### STAFF YEAR DISTRIBUTION

Ms. DeLauro: What are the current numbers of SES and GS staff in the Office? Please provide a description of the staff responsibilities?

Response: The HSS consists of one SES position (Director) and two GS-15 positions (Deputy Director and Special Agent-in-Charge (Supervisor Security Specialist)). The remaining positions include three GS-14 positions (Policy Analyst, Intelligence Liaison, and Deputy Special Agent-in-Charge), six GS-13 positions (Emergency Coordinator and five Special Agents (Security Specialists)), one GS-9 position (Administrative Assistant), and one GS-5 position (Administrative Assistant).

The staff is responsible for leadership, coordination of programs, planning for and responding to major natural and terrorist emergencies. In this role, the staff has oversight for USDA-wide national homeland security policies and procedures, including intelligence activities, and ensuring USDA representation in external homeland security related forums. This was also the first full year of responsibility for the Secretary's protective security detail. This responsibility was transferred from USDA's Office of Inspector General to the HSS in November 2006.

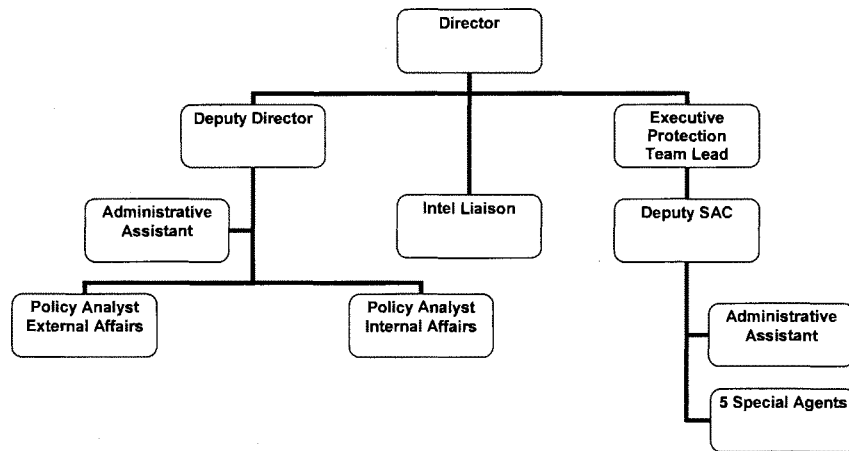
Ms. DeLauro: Please provide an organizational chart showing the current responsibilities of HSS employees. Provide an additional organizational chart that reflects the proposed staff increases associated with the HSS fiscal year 2009 budget request.

Response: The organizational charts are submitted for the record.

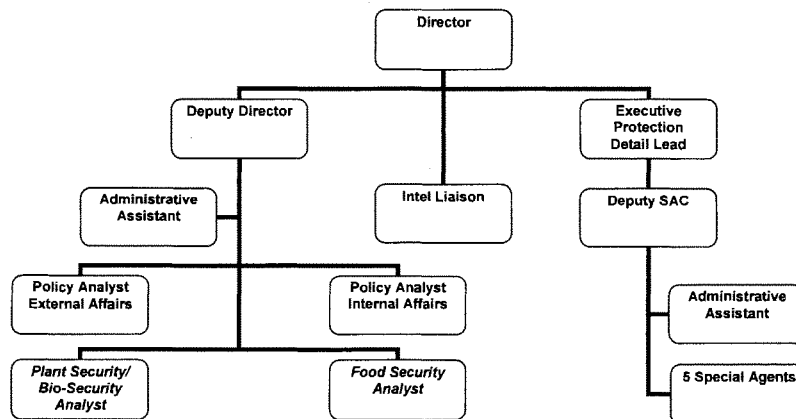
[The information follows:]



Organization Chart with Current Staff



Organization Chart with Proposed Staff Increases



The responsibilities of HSS employees are as follows:

- Director (SES) - Oversees all activities; focuses on high-level policy issues
- Deputy Director (GS-15) - Oversees all activities, manages office; focuses on high-level operational issues
- Policy Analyst (GS-14) - External Affairs w/ Government and Private Sector
- Policy Analyst GS-13) - Internal affairs, audits and emergency management coordination
- Administrative Assistant (GS-9) - Assists the office staff with administrative matters
- Intel Liaison (GS-14) - Coordinates national security issues with the Intelligence Community and USDA agencies
- Executive Protective Detail (GS -15) - Detail Leader
- Executive Protective Detail (GS-14) - Deputy Detail Leader (Deputy SAC)
- Executive Protective Detail (GS-13/4) - Agent
- Executive Protective Detail (GS-13/1) - Agent
- Executive Protective Detail (GS-13/1) - Agent
- Executive Protective Detail (GS-13/1) - Agent
- Executive Protective Detail (GS-13/7) - Agent
- Administrative Assistant for Executive Protection Detail (GS-5) - Assists Executive Protective Detail with administrative matters

Ms. DeLauro: Where are Homeland Security Staff located?

Response: The staff members are physically located in Washington, D.C.

#### EMERGENCY RESPONSE

Ms. DeLauro: What emergency response roles does HSS provide in general? Does HSS coordinate its response with other Agencies? If so, which Agencies?

Response: The HSS Director has the role of USDA Emergency Coordinator. The Director provides guidance and advice concerning implementation of the National Response Plan, the National Incident Management System, and the Incident Command System.

This year in particular, the Director ensured USDA input into the review of the National Response Plan and the development of the National Response Framework. The Director also ensures that USDA supports Federal Emergency Management Agency (FEMA) activities, and serves as a direct point of contact for immediate response to inquiries from the White House Homeland Security Council and the Department of Homeland Security (DHS).

To ensure coordination of response activities with other external agencies, the Director oversees USDA participation in the DHS FEMA Emergency Support Function desks. In addition, the Director assigns HSS employees to the Interagency Incident Management Planning Team and represents USDA on the Domestic Readiness Group. These inter-agency entities, comprised of Federal representatives from all Departments and agencies, ensure that agency officials coordinate planning and response activities when appropriate.

Ms. DeLauro: How does HSS interact with USDA agencies? How does HSS insure that USDA agencies are adequately prepared for emergencies?

Response: The HSS Director has the role of USDA Emergency Coordinator. The Director provides guidance and advice concerning implementation of the National Response Plan, the National Incident Management System, and the Incident Command System within USDA.

HSS supports USDA agencies with the development and delivery of emergency response and incident command system training in both Web-based and classroom-delivered formats. In addition, HSS serves as the lead exercise planner for USDA in regards to national level exercises and coordinates the involvement of USDA agencies in these exercises.

During real-world emergencies, the staff collects daily reports from all USDA mission areas and compiles them into a consolidated report for the Secretary to submit to the White House.

#### PROTECTIVE SECURITY DETAIL

Ms. DeLauro: The fiscal year 2009 budget request includes an increase of \$1,333,000 and 8 staff years for a Protective Security Detail. How much of this increase would go to travel, training, and administrative costs? Why is this increase necessary?

Response: The following is a breakdown for travel, training and administrative costs:

Admin/Equip and supplies	\$30,500
Training (firearm qualification)	\$2,000
Travel	\$227,000
Salaries and Benefits	\$1,073,500
Total:	\$1,333,000

Funding is needed for continued support the Secretary's Protective Security Detail which was transferred to the HSS in November 2006. This is new funding for HSS as no funds were transferred from OIG.

Examples of administrative equipment and supplies includes the following: firearms and proper storage for the firearms; annual Blackberry communications fee; ammunition for mandatory firearm requalification throughout the year; and an annual lease of 2 protective detail vehicles.

Training includes firearms training and requalification for 7 agents. This training is conducted by a qualified local instructor and includes both pistol and submachine gun training.

Travel was estimated on the past travel of Secretaries. This includes both US travel and foreign travel. Estimated number of trips per year is 58.

Ms. DeLauro: Did the Secretary's Security Protection Detail staff transfer from the Office of the Inspector General to the HSS? How many actual staff is HSS planning to hire in fiscal year 2009 for the Protective Security Detail?

Response: The Secretary's Security Protection Detail duties transferred from the Office of Inspector General (OIG) in November 2006, but no OIG staff transferred. The 7 new agents and administrative assistant were hired in FY 2007. There are no plans to hire additional staff in FY 2009.

Ms. DeLauro: What other USDA Appropriation funded the Protective Security Detail in fiscal year 2008?

Response: The Secretary's Security Protection Detail funding for FY 2008 is from Departmental assessments.

#### PLANT BIOSECURITY POLICY COORDINATOR

Ms. DeLauro: The fiscal year 2009 budget request includes an increase of \$155,000 for the Plant Biosecurity Policy Coordinator. How much of this increase would go to travel, training, and administrative costs? Are you hiring additional FTEs? Why is this increase necessary? How would this position interact with other USDA agencies or Department's?

Response: The Plant Biosecurity Policy Coordinator is required so that HSS may acquire subject matter expertise, program leadership capabilities, and enhanced policy oversight in the area of plant biosecurity. In this role, the individual would collaborate closely with the multitude of USDA agencies that are responsible for plant biosecurity-related policies and programs (e.g., Animal and Plant Health Inspection Service, Cooperative State Research, Education, and Extension Service, and Agricultural Research Service) to ensure cooperation and collaboration across agencies. Improving collaboration across agencies will allow for more effective and targeted programs that can leverage successes outside of an individual agency. In addition, the individual would have a liaison function with State and private entities, which will enhance USDA's programs and will allow for increased State and private industry outreach. The Department will benefit from enhanced relationships with key constituents in the States and private sector since it will allow for more focused discussions and collaborations. By having the Plant Biosecurity Policy Coordinator a permanent member of HSS, we can ensure that USDA has coordinated, and well leveraged plant biosecurity policies and programs across agencies.

Travel/Training	\$3,500
Admin/Equipment/Supplies	\$7,972
Salaries and Benefits	\$143,528
Total	\$155,000

## FOOD DEFENSE AND BIOSECURITY POLICY COORDINATOR

Ms. DeLauro: The fiscal year 2009 budget request includes an increase of \$155,000 for the Food Defense and Biosecurity Policy Coordinator. How much of this increase would go to travel, training, and administrative costs? Are you hiring additional FTEs? Why is this increase necessary? How would this position interact with other USDA agencies or Department's?

Response: An additional FTE for a Food Defense and Food Biosecurity Policy Coordinator is required so that HSS may acquire subject matter expertise, program leadership capabilities, and enhanced policy oversight in the area of food defense and biosecurity. In this role, the individual would collaborate closely with the multitude of USDA agencies that are responsible for food defense and biosecurity-related policies and programs (e.g., Food Safety and Inspection Service, Food and Nutrition Service, Agricultural Marketing Service, Cooperative State Research, Education, and Extension Service, Farm Service Agency, and Agricultural Research Service) to ensure cooperation and collaboration across agencies where appropriate, and to obtain a complete picture of USDA goals for a given issue. Improving collaboration across agencies will allow for more effective and targeted programs that can leverage successes outside of an individual agency. In addition, the individual would have a liaison function with State and private entities. Dedicating an individual to this role will enhance USDA's programs and will allow for increased State and private industry outreach, particularly since it will allow for more focused discussions and collaborations.

USDA also has a unique relationship with the Department of Health and Human Services, specifically with the Food and Drug Administration (FDA). High-level, coordinated, joint projects are often undertaken and developed between FDA and USDA. The projects often reach into multiple USDA agencies, requiring a central USDA office to facilitate the projects. Often the HSS has "borrowed" staff from one of the agencies to coordinate an individual project. However, the lack of a single coordinator has created a lack of consistency from one project to the next. A single individual who can have a complete perspective on all the food defense and biosecurity, with the relevant scientific and policy expertise and experience issues, is needed. This perspective will allow USDA to enhance our activities in this area by better coordinating policies and programs, and reducing the burden on various USDA agency officials.

Travel/Training	\$3,500
Admin/Equipment/Supplies	\$7,972
Salaries and Benefits	\$143,528
Total	\$155,000



OFFICE OF CIVIL RIGHTS

Statement of  
Margo M. McKay, Assistant Secretary for Civil Rights  
Before the Subcommittee on Agriculture, Rural Development,  
Food and Drug Administration, and Related Agencies

Madam Chairwoman and members of the Subcommittee, thank you for the opportunity to submit this statement supporting the President's fiscal year (FY) 2009 budget proposal for the United States Department of Agriculture's (USDA) Office of Civil Rights (CR).

CR's mission is to ensure equal opportunity, equal access and fair treatment for all USDA customers and employees. To carry out this mission, the organization includes the Office of Adjudication and Compliance (OAC), which provides policy guidance and leadership to ensure the delivery and enforcement of Departmental civil rights programs and activities; coordination and training for outreach and diversity activities; and complaint prevention and processing for employment and program complaints.

OAC has made significant progress in complaint processing and complaint prevention in the last year. Overall USDA experienced a two percent decrease in the number of new Equal Employment Opportunity (EEO) complaints filed during FY 2007 as compared to FY 2006. The decrease in EEO complaint filing is attributed to factors such as OAC's commitment to providing civil rights training to all agencies, and improved compliance and accountability. In addition, the increased usage of the Alternative Dispute Resolution (ADR) to resolve disputes early and the Office of Outreach initiatives prevent complaints by providing leadership through collaboration with USDA and farmers and ranchers and underrepresented customers. During FY

2007, OAC closed 720 complaints that included program complaints on merit, claims, inquiries and appeals.

We continue to strengthen our compliance and outreach efforts. In August 2007, the Office of Outreach convened their Fourth Annual Partners' Meeting. This is a principal outreach effort for organizations representing underserved populations, including minority, small and limited resource farmers. These meetings continue dialogue with USDA stakeholders, providing a forum through which the voices and concerns of underserved constituents can be heard by USDA, and avenues can be found for resolving long-standing issues of access and accountability.

#### FY 2009 Objectives

CR has the following strategic objectives for FY 2009 that contributes to the Department's success. They are to:

- Ensure employees and applicants are provided equal opportunities in all aspects of employment activities.
- Ensure USDA employment activities are conducted in a nondiscriminatory manner and agencies comply with CR/EEO laws, rules and regulations related to women, minorities, and persons with disabilities.
- Ensure equal access to USDA programs.
- Ensure Program and EEO complaints are timely processed.
- Ensure complaints are processed in an efficient and cost-effective manner.
- Increase USDA-wide awareness and use of Alternative Dispute Resolution (ADR), and resolution of conflicts through ADR in the early stages of workplace and program disputes (non-civil rights).



- Establish effective outreach and diversity programs in the Department to ensure equal and timely access to USDA programs and services for all customers, with special emphasis on the minority and underserved.

#### FY 2009 Key Outcomes

CR plans to achieve the following key outcomes in FY 2009:

- Decrease in the number of individual EEO and Program complaints filed.
- Reduction in the average number of days to process Program and EEO complaints to issuance of Report of Investigation and Final Agency Decisions.
- Increase in the efficiency and cost-effectiveness of processing of Program and EEO complaints within the regulatory timeframes.
- Increase in total ADR usage USDA-wide, and increase in the number of direct ADR conflict management services in the Office of the Secretary and others as requested.
- Increase in the number of minority, underserved, and socially disadvantaged persons made aware of USDA programs and services.

#### FY 2009 Budget Request

The FY 2009 Appropriation request for CR is \$21.6 million. The funding request includes increases for the following:

- Pay Costs - Funding is needed for pay raises. Funds for pay cost are necessary to facilitate the fair and equitable treatment of USDA customers and employees while ensuring the delivery and enforcement of civil rights programs and activities.

- Compliance Monitoring Activities – The OAC is responsible for conducting mandatory compliance reviews on agency affirmative employment efforts. Funding is necessary to ensure that USDA agencies are complying with Federal laws and meet the affirmative employment goals. With this increase, an additional 4 compliance reviews will be conducted.
- Equal Employment Opportunity Complaints Processing – The funds will assist in ensuring that USDA improves the provision of fair and equitable services and benefits which will reduce the average number of days to process EEO Final Agency Decisions.

I would like to emphasize the importance of the Subcommittee's approval of the President's \$21.6 million budget for CR. The proposed budget will help ensure that USDA continues to make progress toward the fair delivering of services and programs to USDA customers and protecting the civil rights of our employees.

Questions Submitted by Congresswoman DeLauro

Office of Civil Rights

CIVIL RIGHTS COMPLAINT PROCESS

Ms. DeLauro: Describe the process for responding to civil rights program discrimination or employment complaints. What percentage of complaints results in investigations?

Response: The process for responding to civil rights program or employment discrimination complaints is as follows:

Program Complaints:

Intake Stage

- Office of Adjudication and Compliance (OAC) determines whether the complaint meets the legal requirements to be accepted for processing. OAC acknowledges receipt of all claims and complaints.
- OAC may request clarification or additional information from the complainant to make the jurisdictional determination.
- If the complaint is not accepted for processing, OAC will notify the complainant in writing explaining why the complaint was not accepted and dismisses the complaint or in some instances refers the complaint to another Federal agency that has the requisite jurisdiction.
- If accepted for processing, OAC will notify the complainant in writing of the acceptance and identifies the issue(s) that will be investigated.

Investigative Stage

- The assigned OAC investigator will contact the complainant, agency employees involved, and any other appropriate individuals, to obtain sworn statements and documents relating to the issues in the complaint.
- OAC prepares a Report of Investigation (ROI), and the complaint is sent to the final stage.

Adjudication Stage

- OAC staff reviews the ROI and performs a legal and factual analysis of the complaint to determine whether discrimination occurred.
- Based on this analysis the OAC will issue a Final Agency Decision (FAD).
- The FAD will contain an analysis of the claims in the complaint.

- If discrimination is found, OAC orders corrective action as appropriate and refers the matter to the agency in accordance with USDA's Accountability Policy.
- If no discrimination is found, the complaint is closed.
- The complainant will receive a copy of the FAD signed by the OAC Director.
- If the complaint alleges discrimination based on disability, the complainant may appeal the FAD to the Assistant Secretary for Civil Rights within 90 days of receipt of the FAD.

Employment Complaints:

Informal Process (conducted/managed at the agency level)

- Aggrieved individual (employees and applicants for employment) must begin with the informal process.
- Aggrieved individual must contact an Equal Employment Opportunity (EEO) Counselor within 45 days of the date of the alleged discriminatory act or event.
- Under USDA's Alternative Dispute Resolution (ADR) Policy, the agency must offer ADR to the aggrieved individual. It is the aggrieved individual's election, whether to pursue or remain in the traditional EEO process. The option to elect ADR is available to the aggrieved individual at the informal and formal stages of the EEO process.
- The Counselor provides a detailed explanation of both the counseling and ADR processes as options for resolving the complaint.
- The Counselor will offer ADR to the aggrieved individual except when the complaint involves workplace violence, sexual assault/battery, or other criminal activity.
- If the complaint is not resolved during the informal EEO complaint process, the counselor issues the employee a "Notice of Right to File" a formal EEO complaint.
- This notice will explain to the complainant how and where to file his/her formal EEO complaint.

Formal Process (conducted/managed at the Departmental level)

- The complainant must file a formal EEO complaint within 15 days from the receipt of the "Notice of Right to File."
- The complaint must be filed with the Office of Adjudication and Compliance (OAC) within the Office of Civil Rights, or, if the aggrieved individual is an employee of the Office of Civil Rights, then the complaint must be filed with the National Finance Center (EEO and Workforce Services Staff), which handles such "conflict of interest" cases pursuant to Memorandum of Understanding.

Intake Stage:

- OAC staff acknowledges receipt of the formal complaint by letter to the complainant.
- OAC reviews the complaint along with the EEO Counselor's Report and makes a determination in accordance with guidelines published by the U.S. Equal Employment Opportunity Commission (EEOC) on which issues should be accepted for investigation and which should be dismissed.
- The complainant and the respective agency are provided an acceptance letter informing him/her of the issues that have been accepted for investigation. If the complaint is not accepted, the complainant is notified in writing that the complaint is dismissed, and the complainant is advised of the appeal rights.
- The agency will offer ADR to the aggrieved individual even when ADR was conducted during the informal stage except when the agency determines there is a merit based reason for not offering ADR, when the complaint involves workplace violence, sexual assault/battery, or other criminal activity.

Investigative Stage:

- The respective agency conducts the investigation of the accepted issues and prepares a Report of Investigation (ROI).
- Upon the completion of the investigation, the agency civil rights staff will review the ROI for factual and legal sufficiency and forward it to the OAC.
- The complainant or his/her representative is provided a copy of the ROI and given the option to elect a Final Agency Decision (FAD) or request a hearing at the EEOC.
- If the complainant elects a hearing, OAC ensures that the ROI and case file are forwarded to the EEOC, and OAC awaits the outcome of the hearing.
- If the complainant elects a FAD, OAC proceeds to the adjudication stage outlined below.

Adjudication Stage

- OAC staff reviews the ROI and performs a legal and factual analysis of the complaint to determine whether discrimination occurred.
- Based on this analysis, the OAC will issue an FAD.

- The FAD will contain an analysis of the claims in the complaint.
- If discrimination is found, the OAC may attempt to settle the complaint or take other corrective action, as appropriate.
- If no discrimination is found, the complaint is closed.
- The complainant will receive a copy of the FAD signed by the OAC Director.
- The FAD will provide the complainant his/her appeal rights and the right to file a claim in U.S. District Court.
- If EEOC issues an Order, OAC, after consultation with the respective agency and the Office of the General Counsel, determines whether to implement or appeal the order and issues a FAD accordingly.

In FY 2007, 670 of the informal EEO complaints progressed to the investigative stage of the process, resulting in a 62 percent investigation rate. This is due to non-jurisdiction, referrals to other Federal agencies, failure to state a claim, failure to pursue, and untimely filings. However, the most common and recurring reasons why some EEO complaints in the investigative phase do not result in an investigation are that the cases are resolved or settled or the complainant voluntarily withdraws the complaint.

#### PROGRAM COMPLAINTS RECEIVED

Ms. DeLauro: Please update the table showing the number of complaints of program discrimination you received, and the number resolved, from 1997 to include fiscal year 2008 year-to-date actuals.

Response: The following information is submitted for the record.

[The information follows:]

Fiscal Year	Complaints Received	Complaints Resolved
1997	573	121
1998	1,011	477
1999	1,224	1,500
2000	637	1,284
2001	1,096	1,078
2002	1,225	1,126
2003	1,312	1,527
2004	1,785	1,696
2005	664	515
2006	713	468
2007	709	376
Number as of May 1, 2008	829	133*

\*All complaints that are not resolved during the fiscal year will be carried forward into the next fiscal year. The dramatic decreases are due to the end of previous complainant "letter writing

campaigns'' and a change in how program complaints are counted. For example, referrals to other Federal agencies (such as the Department of Health and Human Services, the Department of Justice and the Department of Education), programmatic issues where discrimination issues are not raised by the complainant, and complaints that are outside of USDA's jurisdiction are no longer counted as complaints.

#### EQUAL EMPLOYMENT OPPORTUNITY COMPLAINTS

Ms. DeLauro: Please list the number of open Equal Employment Opportunity Complaints existing at the end of the four previous fiscal years and for the current year to date.

Response: The information is submitted for the record.

[The information follows:]

Fiscal Year	Complaints at fiscal year-end
2004	1,465
2005	1,398
2006	1,306
2007	1,282
Balance as of May 1, 2008	1,615

#### COMPLAINT PROCESSING TIME

Ms. DeLauro: What is the current average processing time for discrimination complaints? Was processing time reduced from 2006 to 2007?

Response: The current average processing times for discrimination complaints to FADs in FY 2008 is estimated at 90 days for programs and 380 days for employment. The average processing time for ROIs for program complaints for FY 2006 was 387 days and 161 days in FY 2007, a reduction of 226 days or 58.4 percent. The dramatic decrease was due to increased emphasis on this area with the Agency Civil Rights' Directors during the monthly Civil Rights' Directors meetings and the OAC's increased oversight in this area. The improvements were due to increased emphasis only that resulted in efficiencies-not additional work-hours or resources. The average processing time for Reports of Investigation for EEO complaints for FY 2006 was 215 days and 205 days in FY 2007, a reduction of 10 days or 4.7 percent.

#### USDA/1890 NATIONAL SCHOLARS PROGRAM

Ms. DeLauro: Please update the Committee on the USDA/1890 National Scholars Program, including the number of students in the program and the costs of operation in fiscal years 2006 and 2007.

Response: Information for fiscal year 2007 is not available at this point in time. The data for fiscal year 2006 is submitted for the record.

[The information follows:]

UNITED STATES DEPARTMENT OF AGRICULTURE  
1890 National Scholars Program  
FY 2006 Actual

Agency	Salaries and Benefits	Tuition, Books, and Other Fees	Summer Lodging	Travel	Computers and Admin. Costs	Total	Number of Scholars
APHIS.....	\$32,098	\$88,823	\$18,192	\$7,863	0	\$146,976	11
ARS.....	5,303	2,487	0	0	0	7,790	1
CSREES.....	18,448	18,755	6,462	590	\$1,685	45,940	3
ERS.....	14,922	23,585	0	4,613	0	43,120	6
FAS.....	13,484	28,996	6,400	1,103	0	49,983	2
FNS.....	25,482	16,602	29,822	1,537	30,579	104,022	4
FS.....	47,881	167,716	14,800	3,000	75,464	308,861	7
PSA.....	51,796	100,794	15,480	0	4,800	173,870	13
FSIS.....	33,492	36,028	6,318	337	0	76,175	4
GIPSA.....	5,473	29,044	6,814	217	0	41,548	3
NASS.....	40,331	14,717	0	1,123	1,698	57,869	4
NRCS.....	80,144	116,497	4,311	5,322	0	206,274	13
RD.....	69,691	115,913	11,383	3,545	0	200,532	14
STAFF OFFICES.....	22,644	40,769	6,200	800	1,800	72,213	4
<b>TOTAL.....</b>	<b>\$461,189</b>	<b>\$800,726</b>	<b>\$127,182</b>	<b>\$30,050</b>	<b>\$116,026</b>	<b>\$1,535,173</b>	<b>89</b>

UNITED STATES DEPARTMENT OF AGRICULTURE  
1890 National Scholars Program  
FY 2007 Actual

Agency	Salaries and Benefits	Tuition, Books, and Other Fees	Summer Lodging	Travel	Computers and Admin. Costs	Total	Number of Scholars
APHIS.....	\$39,172	\$97,660	\$20,636	\$10,548	27	\$168,043	10
ARS.....	17,077	12,211	0	0	2,200	31,488	2
CSREES.....	18,998	14,828	1,564	614	0	36,003	4
ERS.....	19,550	39,683	2,620	4,963	0	66,816	6
FAS.....	17,830	36,314	7,217	6,173	0	67,534	4
FNS.....	6,322	34,408	13,239	2,786	32,705	89,460	4
FS.....	55,942	169,742	18,330	2,500	12,300	258,814	9
PSA.....	60,309	112,195	18,355	0	0	190,859	12
FSIS.....	17,673	35,810	12,496	1,043	0	67,022	5
GIPSA.....	11,442	23,159	2,823	1,130	0	38,554	3
NASS.....	40,839	17,965	0	2,662	27,426	88,892	4
NRCS.....	56,900	77,900	3,300	0	0	138,100	6
RD.....	54,895	112,301	21,805	5,354	0	194,355	12
STAFF OFFICES.....	9,256	6,905	2,508	848	0	19,517	2
<b>TOTAL.....</b>	<b>\$426,205</b>	<b>\$791,081</b>	<b>\$124,893</b>	<b>\$38,621</b>	<b>\$74,658</b>	<b>\$1,455,458</b>	<b>83</b>



## HISTORICALLY BLACK COLLEGES AND UNIVERSITIES

Ms. DeLauro: Please update the table provided to the Committee last year showing the funds USDA provided to Historically Black Colleges and Universities for fiscal years 2005 through 2008.

Response: Information for 2007 and 2008 actual is not available at this time. The information for 2005 and 2006 actual and 2007 and 2008 amounts reported in the Plans, which are based on the budget request, is submitted for the record.

[The information follows:]

UNITED STATES DEPARTMENT OF AGRICULTURE  
Funds Provided to Support  
Historically Black Colleges and Universities  
(Dollars in Thousands)

	FY 2005 Actual	FY 2006 Actual	FY 2007 Actual	FY 2008 Plan
Research and Development .....	\$55,035	\$56,992	\$52,128	\$50,610
Program Evaluation .....	406	141	108	108
Training .....	195	1,292	3,109	3,094
Facilities and Equipment .....	17,590	16,803	16,257	16,921
Fellowships, Internships, Recruitment, IPAs .....	10,775	10,229	8,171	11,775
Student Tuition Assistance, Scholarships, Other Aid .....	851	605	1,268	1,284
Direct Institutional Subsidies .....	36,555	36,319	34,874	36,872
Third Party Awards and Private Sector Involvement .....	114	194	303	303
Other .....	6,069	7,714	3,260	2,928
<b>Total .....</b>	<b>127,590</b>	<b>130,289</b>	<b>119,478</b>	<b>123,895</b>

## CIVIL RIGHTS ENTERPRISE SYSTEM

Ms. DeLauro: Please provide an update on the Department's Civil Rights Enterprise System (CRES), which was fully implemented in 2007. Include cost to operate and maintain the CRES and progress on implementing eAuthentication and integrating the iComplaints and ADR modules.

Response: Phase I of the CRES was fully implemented for processing employment complaints (iComplaints) as of July 1, 2005. Phase II of CRES Program Complaints Management system was implemented in May 2007, and the ADR Module was implemented in July 2007. In addition, the system utilizes eAuthentication to access all modules.

The base funding for CRES that continued in FY 2008 is \$1.8M which covers operating costs to include steady state and maintenance.

#### CIVIL RIGHTS ACTION PLAN

Ms. DeLauro: Please update the Committee on implementation of the Civil Rights' action plan.

Response: The FY 2006 Civil Rights Plan has five priorities/performance strategies. The following is the status of the current USDA Civil Rights Plan.

[The information follows:]

#### Five Priorities/Performance Strategies

Performance Strategy	Description and Comments	Status
Diversity	Revive and Enhance the USDA Diversity Initiative:	
	<ul style="list-style-type: none"> <li>Fill senior executive position to lead the Office of Civil Rights' Outreach and Diversity Division; hire Diversity Program Manager; staff appropriately</li> </ul>	Completed
	<ul style="list-style-type: none"> <li>Relocate and Revise USDA-wide Conference Coordination</li> </ul>	Completed
	<ul style="list-style-type: none"> <li>Relocate Special Emphasis Program</li> </ul>	Completed
	<ul style="list-style-type: none"> <li>Add workplace diversity as a core value; communicate to all employees</li> </ul>	Completed
	<ul style="list-style-type: none"> <li>Develop/Conduct mandatory Diversity Awareness Training for all Departmental supervisors and employees</li> </ul>	Ongoing
	<ul style="list-style-type: none"> <li>Offer other training to include: A Disability Training Conference AgLearn training module on Sexual Orientation</li> </ul>	Completed
	<ul style="list-style-type: none"> <li>Establish Diversity Forum to foster communication between senior management and internal customers of USDA</li> </ul>	Ongoing
	<ul style="list-style-type: none"> <li>Communicate with Recognized Employee Groups</li> </ul>	Ongoing
	<ul style="list-style-type: none"> <li>Conduct Employee Perspective Surveys/Focus Groups</li> </ul>	Completed/ Ongoing
	<ul style="list-style-type: none"> <li>Cultural Assessments; USDA-wide</li> </ul>	Ongoing
	<ul style="list-style-type: none"> <li>Speaker Series/Library/Book Club-Hire speakers to lecture and present; establish library of books; and establish a book club to provide and promote awareness on diversity</li> </ul>	Ongoing
Outreach	Develop and submit for clearance a	

	comprehensive USDA-wide Outreach Plan:	
	• Off-site retreat	March 2007
	• Issue a Departmental Regulation on Outreach	In Clearance
	• Develop and communicate written USDA-wide Outreach Plan	Scheduled for end of FY 2008
	• Fully develop the Center for Minority Farmers to include a Farm Assistance Program	Ongoing
	• Coordinate and report on USDA-wide outreach activities	Ongoing
	• Conduct training of Federal and State Outreach coordinators	Scheduled to begin August 2008
	• Recommend USDA agencies have a formal outreach program that includes full-time outreach and diversity coordinators	Ongoing
	Provide oversight and coordination of data collection under Section 10708 of the 2002 Farm Bill:	
	• Assess and make recommendations for the Race, Ethnicity, Sex, National Origin, Disability, Age Data	Office of Civil Rights has convened an interagency working group to address standardization of race, ethnicity, sex, national origin, disability and age (RESNODA) data collection matters and develop an implementation strategy. The working group (not just OCR staff) has met several times in 2007 and 2008 and has conducted several management briefings.
	Enhance partnering and collaboration:	
	• Manage memoranda of understanding with partner organizations	Ongoing

	<ul style="list-style-type: none"> <li>Revitalize the USDA/1890 Task Force</li> </ul>	January 2008
	<ul style="list-style-type: none"> <li>Fully develop the USDA/1994 Program</li> </ul>	Ongoing
	<ul style="list-style-type: none"> <li>Convene the Annual Partners Meeting</li> </ul>	August 2007; This occurs annually and another will be completed in August 2008.
	<ul style="list-style-type: none"> <li>Work with the Hispanic Association of College and Universities (HACU)</li> </ul>	Ongoing
Conflict Prevention and Resolution	Continue the use of Alternative Dispute Resolution:	
	<ul style="list-style-type: none"> <li>Create an ADR video on mediation</li> </ul>	Scheduled for the End of FY 2008
	<ul style="list-style-type: none"> <li>Recommend establishing dedicated ADR Director positions in USDA agencies</li> </ul>	Completed
	<ul style="list-style-type: none"> <li>Develop an ADR component in CRES</li> </ul>	Completed
	<ul style="list-style-type: none"> <li>Convene a USDA/ADR Practitioner Training Conference</li> </ul>	Completed
	<ul style="list-style-type: none"> <li>Conduct a USDA-wide ADR awareness survey</li> </ul>	Scheduled for the End of FY 2008
	<ul style="list-style-type: none"> <li>Develop an AgLearn training module on ADR</li> </ul>	Scheduled for the End of FY 2008
Communication and Public Awareness	Create a strategic marketing campaign focused on ASCR goals and civil rights accomplishments by USDA Agencies:	
	<ul style="list-style-type: none"> <li>Publish annual report in print and electronic formats</li> </ul>	Completed
	<ul style="list-style-type: none"> <li>Publish ASCR brochures for distribution</li> </ul>	Completed
	<ul style="list-style-type: none"> <li>Publish best practices for outreach, diversity, ADR and civil rights compliance</li> </ul>	September 2008

## EMPLOYEES WITH TARGETED DISABILITIES

Ms. DeLauro: Please update the information from last year's hearing record regarding employment of persons with targeted disabilities.

Response: USDA employs 5,115 (6.03 percent) permanent employees with a reported disability. The numbers of employees with targeted disabilities total 847 (1 percent), continuing to exceed the permanent ratio of 0.94 percent as reported in the EEOC FY 2007 Annual EEO Report. However, USDA total workforce ratio of 0.94 percent is below the Federal high benchmark of 2.37 percent for total employment (permanent and temporary). Due to voluntary retirements, USDA

continues to lose employees with targeted disabilities at a higher rate than employing them, which results in an overall decline from one fiscal year to the next. Some of the policies that USDA has implemented are to establish a 3 percent hiring goal; produce quarterly reports to monitor hiring trends; and visit each agencies' senior administrative staff meetings to discuss disability employment trends and strategies.

#### PROCESS TIME FOR EEO FINAL DECISIONS

Ms. DeLauro: What was the average number of days needed to process EEO Final Decisions in fiscal years 2007 and 2008?

Response: The average number of days to process EEO Final Agency Decisions from the date of election and/or notification of remand was 458 days in FY 2007 and 420 days year-to-date in FY 2008.

#### CENTER FOR MINORITY FARMERS

Ms. DeLauro: Please provide an update on the progress and performance of the Center for Minority Farmers. Is the Center funded solely by USDA? How much was spent on the Center in fiscal years 2007 and 2008, and how much is proposed for 2009?

Response: The Center for Minority Farmers continues to be a one-stop Department-wide information and service program that assist small and limited resource minority farmers and landowners seeking assistance and information about the programs and services offered by USDA. The Center's staff works closely with the Director of External Affairs and the Director of the Office of Outreach and serves as liaison, facilitator, and advocate to address issues of concern to constituents who contact The Center for assistance. A typical example of liaison and advocacy activity includes Center staff participating in a meeting of a constituency with representatives from the Farm Service Agency and the Office of Civil Rights. The constituents sought assistance on resolving farm related issues with the Farm Service Agency. The Center staff acted as a facilitator during the 4 hour meeting and shared information about how the Center could provide further assistance. Another example of the Center's assistance is customer service provided to inquirers seeking information about the Pigford case. As a result of language in the 2007 Farm Bill purporting additional relief for late filers, the Center staff fielded many questions. When appropriate, the Center staff connected inquirers with the Monitor's Office via conference calls and other times by use of a toll free number for answers to their questions.

The staff acts as liaison to identify constituents' needs and to identify and establish a connection between the constituent and specific service providers that can assist them; as facilitator, the staff may provide outreach in the form of information and linkages for technical assistance; and as advocate, the staff brings issues to the attention of those with the authority to address concerns where needed, such as local, State, and Federal professionals in upper

management. The staff also makes recommendations for changes in a policy or practice.

The Center staff is testing software to record information received when answering service calls from constituents. Discussions with staff have been held to review the system's potential and any Center-specific components that need to be added. The software will be used by the Center to track requests from constituents. Information contained in the database will include: 1) how caller learned about the Center; 2) service requested; 3) actions taken by USDA; 4) time spent on call; 5) follow-up and next steps; and 6) location--county and State. This information will be another valuable tool to use in indentifying recurring issues that needs addressing by USDA. Also, it will be used to target outreach activities of the Department.

The Center is funded solely through USDA. Resources for FY 2007, 2008 and 2009 are provided through in-kind services.

In-Kind Center Resources		
Fiscal Year	Contributor	Approximate Salary
2007	Animal and Plant Health Inspection Service	\$110,363
2008	Office of the Assistant Secretary for Civil Rights	\$28,617
	Cooperative State Research, Education and Extension Service	\$32,677
	Economic Research Service	\$69,764
2009	No Commitments	\$0

#### GREENBOOK CHARGES

Ms. DeLauro: Please update the table from last year's hearing record on the Greenbook paid in fiscal years 2007 and 2008? Please list the amount, purpose and recipient of the charges.

Response: The table below illustrates the Greenbook charges paid in FY 2007 and 2008.

[The information follows:]

Greenbook Activity (Dollars in Thousands)			
Recipient	Purpose	FY 2007	FY 2008 est.
Office of the Secretary	USDA Tribal Liaison	\$109	\$99
Office of the Secretary	Faith-Based Initiatives	573	573
Agricultural Research Service	Hispanic Association of Colleges and Universities	2,005	2,065

Office of Civil Rights	1890 USDA Initiatives	3,438	3,475
Office of Civil Rights	American Indian Higher Education Consortium	829	831
Office of Civil Rights	Diversity Council	711	735
Departmental Administration	Visitors Center	372	384
Departmental Administration	Honor Awards	115	115
Departmental Administration	TARGET Center	1,289	1,327
Departmental Administration	Sign Language Interpreter Services	326	332
Departmental Administration	Sign Language Interpreter Agency Specific Services	7,647	8,052
Departmental Administration	Emergency Operations Center	2,712	3,158
Departmental Administration	Labor and Employee Relations Case Tracking and Reporting System	100	103
Departmental Administration	Continuity of Operations Planning	2,331	2,606
Departmental Administration	Federal Bio-based Products Preferred Procurement Program	501	501
Departmental Administration	Flexible Spending Accounts FSAFEDS	1,350	1,690
Departmental Administration	Self Service Dashboard and Retirement Processor Web App	473	484
Office of Chief Financial Officer	Preauthorized Funding	2,291	3,723
Office of Chief Financial Officer	Financial Management Improvement Initiative	2,129	3,276
Information Technology	E-Gov Presidential Initiatives	14,742	21,651
Information Technology	E-Gov Presidential Initiatives HSPD12	22,769	18,305
Information Technology	USDA E-Gov Enablers EAuthentication	7,088	--
Information Technology	USDA Enablers-Living Disaster Recovery Planning System	1,392	1,441
Information Technology	USDA E-Gov Enablers Ag Learn	1,217	--
Information Technology	E-Gov Presidential Initiatives-Content Management	2,080	2,146
Information Technology	E-Gov Presidential Initiatives Enterprise Services	18,018	--
Information Technology	Enterprise-wide Time and Attendance	--	2,148
Information Technology	IT Infrastructure Security	--	4,914
Total		\$96,607	\$84,134

## CIVIL RIGHTS PROGRAMS

Ms. DeLauro: Please describe each program overseen by the Office of Civil Rights. How much funding and FTE's did each program receive in fiscal years 2007 and 2008 and how much is requested for each in fiscal year 2009?

Response: The Office of Civil Rights' mission is to facilitate the fair and equitable treatment of USDA customers and employees while ensuring the delivery and enforcement of civil rights programs and activities. The Office of Civil Rights has one strategic goal and seven strategic objectives that contribute to the Department's

management initiatives. The Departmental Civil Rights' program activities include: 1) timely and cost-effective complaint processing of EEO and program complaints; and 2) the implementation of initiatives to prevent EEO and program complaints through ADR, outreach, diversity and civil rights related activities.

The Office of Civil Rights' (CR) mission is to facilitate the fair and equitable treatment of USDA customers and employees while ensuring the delivery and enforcement of the Departmental civil rights programs and activities. CR has one strategic goal and seven strategic objectives that contribute to the Department's management initiatives.

Equal Opportunity and Compliance Division (EOCD): CR's Equal Opportunity and Compliance Division monitors the implementation of settlement agreements, Final Agency Decisions (FADs), the Equal Employment Opportunity Commission (EEOC) orders and corrective compliance plans. These program activities assist in decreasing the number of non-compliance complaints filed; thereby ensuring that USDA provides fair and equitable services and benefits to all customers. CR requires agencies to submit compliance reports 60 days after the settlement agreement is signed, the FAD is issued, or the EEOC order is issued. EOCD develops the EEOC MD-715 plan to establish and maintains effective affirmative programs of equal employment opportunity under Section 717 of Title VII of the Civil Rights Act of 1964 and effective affirmative action program under section 501 of the Rehabilitation Act of 1973, and comply with the reporting requirements therein; and interact with other national and Federal organizations on issues affecting women, minorities and people with disabilities. CR conducts employment compliance reviews, develops compliance reports, monitors the implementation of recommendations and corrective actions, and monitors the implementation of Departmental and agency affirmative action/employment program plans. These program activities assist in ensuring that USDA provides fair and equitable services and benefits to all customers and upholds the civil rights of its employees.

CR's EOCD assesses and improves USDA's overall civil rights climate through: timely reviews and civil rights analysis on USDA program and administrative regulations; ensuring recommendations to agencies on potential impacts are implemented with no adverse civil rights consequences; strategic planning; and publishing new Civil Rights rules, Departmental Regulations and policies.

Program Complaints Division: Program Complaints Division performs intake and investigation functions for civil rights complaints filed against USDA agencies and USDA sponsored programs. The Complaints Adjudication Division prepares FADs for these cases. These program activities assist in the overall reduction in the average number of days to process program complaints; thereby ensuring that USDA provides fair and equitable services and benefits to all customers.

Employment Complaints and Complaints Adjudication Division: Pre-complaint processing is conducted by agency civil rights programs. Pre-complaint processing includes referring individuals to a Counselor



and providing Alternative Dispute Resolution (ADR). CR's Employment Complaints Division processes EEO complaints through the issuance of the Report of Investigation (ROI) and the Complaints Adjudication Division prepares EEO Final Decisions. These program activities assist in ensuring that USDA provides fair and equitable services and benefits to all customers and upholds the civil rights of its employees.

Data Management and Customer Service Division: CR's Data Management and Customer Service Division continue to support EEO and civil rights program complaint tracking and processing functions. CR has developed and is implementing a USDA-wide Civil Rights Enterprise System that provides an integrated data tracking solution for agency Civil Rights Offices, the Assistant Secretary for Civil Rights, and the Department's customers and stakeholders. The system provides consistent, accurate data to satisfy the Department's numerous reporting requirements consistent with the President's Management Agenda and legislation related to the Government Paperwork Elimination Act and eGovernment activities.

Conflict Prevention and Resolution Center: The Conflict Prevention and Resolution Center (CPRC) leads and coordinates conflict management and ADR efforts throughout USDA. ADR programs exist in all USDA agencies and mission areas, and vary in both scope and level of activity. ADR itself is applicable, in a variety of forms, to workplace disputes, EEO complaints, USDA program disputes, including civil rights complaints, and group interventions. CPRC maintains the USDA-wide focus on conflict management and resolution.

Outreach: The USDA Office of Outreach strengthens USDA outreach efforts to limited-resource farmers and ranchers and under-represented customers, coordinates program delivery outreach throughout USDA, and assists underserved customer groups in collaboration with the agency outreach coordinators and State outreach councils. Outreach develops policy, thereby enhancing the building of partnerships with universities/colleges, community/faith-based organizations and other groups, associations and organizations. Outreach provides leadership through policy guidance, high-level strategic planning and goal setting, performance measurement and feedback to USDA national, State, and local outreach coordinators and councils. Outreach monitors, analyzes, and evaluates trends related to USDA programs and activities through mission area outreach plans, outreach coordinators, and State outreach councils. Outreach develops and provides training and education in outreach function models, best practices, policies, environmental justice, strategic plans and goals to USDA employees and stakeholders to provide an effective educational resource and linkage to internal and external customers regarding USDA-wide programs.

CR continues to provide specialized training to all USDA employees to promote understanding and appreciation of a diverse workforce. The newly formed Office of Diversity (OOD) focuses on ensuring specialized training to all USDA employees to promote understanding and appreciation of a diverse workforce. In addition to training, some of

the goals of OOD include mandatory diversity awareness training for all employees, convening a disability training conference, establishing a diversity and inclusion forum to foster communication between senior management and employees of USDA, conducting employee perspective surveys/cultural assessment, and conducting a diversity speaker series. OOD works with the Office of Human Capital Management to conduct workforce analysis activities designed to assure that the composition of the USDA workforce is at least on par with the composition of the civilian workforce.

A table has been provided for the record to illustrate funding and FTEs for each program in fiscal years 2007 and 2008, also how much was requested for each program in fiscal year 2009.

[The information follows:]

Program	2007 Actual	2007 FTEs	2008 Estimate	2008 FTEs	2009 Budget	2009 FTEs
Equal Opportunity and Compliance	\$4,558,041	28	\$4,828,000	31	\$5,482,000	32
Program Complaints	3,404,041	20	3,050,000	27	3,338,000	27
Employment Complaints and Complaints Adjudication	5,622,041	34	5,434,000	41	5,558,000	41
Data Management and Customer Service	3,164,041	19	4,434,000	25	4,499,000	24
Conflict Prevention and Resolution	1,153,041	8	945,000	8	968,000	8
Outreach	2,035,042	10	1,662,000	12	1,706,000	12
Totals	\$19,936,247	119	\$20,353,000	144	\$21,551,000	144
Unobligated balance	83,663					
Rescission	--		143,000		--	
Total, Approp	\$20,019,910	119	\$20,496,000	144	\$21,551,000	144

#### OUTREACH EFFORTS

Ms. DeLauro: What type of outreach did the Office of Civil Rights conduct in fiscal years 2007 and 2008? Please explain how you publicized the outreach sessions.

Response: During fiscal years 2007 and 2008, the Office of Outreach has conducted a variety of outreach activities, with particular attention to the needs of underserved populations. The primary purpose of all the activities was to ensure access to, and

equity and accountability for, the programs and services of the Department. Among the audiences reached are African Americans, Asian American/Pacific Islanders, Hispanic Americans, Native Americans, beginning/small/socially-disadvantaged farmers and ranchers, and women. Following are selected examples that demonstrate both the scope and depth of the outreach activities undertaken.

(a) Annual Partners Meetings: These are held in the Washington, DC Metropolitan Area in August of each year. The meetings have provided an opportunity for representatives of community- and faith-based organizations from within the small, minority, and socially disadvantaged farm community to have their voices and concerns heard by USDA's senior officials and program staff through a series of conversations on critical issues, to participate in training sessions designed to build the capacity to farm profitably, and to listen to stories of successful partnerships with USDA agencies and other funding sources.

(b) Training and Technical Assistance Efforts: The Outreach staff participates regularly in programs sponsored by minority serving institutions, community- and faith-based organizations, and mutual assistance groups, conducting program awareness and training workshops, disseminating program and service information and referring constituents to USDA and other Federal agencies. Training subjects include grantsmanship, management of risk, avoiding foreclosure, national animal identification system, niche marketing, and value added products.

(c) 2007 Census of Agriculture: The Office of Outreach partnered with the National Agricultural Statistics Service to hold workshops and training events that promoted and marketed the Census to underserved farmers and ranchers. Additionally, Outreach staff included information about the need for minorities to participate in the Census during presentations at community- and faith-based workshops and conferences, and during training sessions held at minority-serving educational institutions.

The Office of Civil Rights has several strategies used to publicize outreach activities, including, communications issued by partnering community- and faith-based organizations; announcements at workshops and annual meetings of community-based organizations and minority-serving academic institutions; training sessions for small, minority, and socially disadvantaged producers, and refugee farmers and ranchers; flyers, posters, mainstream and minority print media, including newspapers and newsletters; publications and networks of community-based organizations; USDA press releases; direct mail; USDA Website; 1890 and 1994 institutions; religious institutions; local/regional/national meetings of community-based and civic organizations; Minority Farm Register; electronic and regular mail to members of the Partners group, USDA agency networks, (e.g., Cooperative Extension Service, Farm Service Centers), and meetings and conversations with the Office of Outreach staff. Of particular note

are articles about USDA programs that have appeared in the Minority Landowner Magazine.

#### REIMBURSABLE STAFF YEARS

Ms. DeLauro: How many reimbursable staff years does the Office of Civil Rights have? How much was reimbursed and by which agencies in fiscal years 2007 and 2008?

Response: The Office of Civil Rights has 10 reimbursable staff years within the USDA/1890 Program, Diversity Program, and the USDA/1994 Program/American Indian Higher Education Consortium. The reimbursement budget total for FY 2007 was \$3,707,107 and \$3,818,000 for FY 2008.

The table below illustrates how much was reimbursed by agencies in fiscal years 2007 and 2008.

[The information follows:]

Agency	FY 2007	FY 2008
Agricultural Marketing Service	\$100,411	\$103,415
Agricultural Research Service	303,786	312,873
Animal and Plant Health Inspection Service	262,615	270,470
Cooperative State Research, Education, and Extension Service	15,173	15,628
Departmental Administration	17,998	18,537
Economic Research Service	14,758	15,199
Farm Service Agency	506,123	521,263
Food and Nutrition Service	50,517	52,028
Food Safety and Inspection Service	328,060	337,873
Foreign Agricultural Service	34,622	35,657
Forest Service	1,255,520	1,293,077
Grain Inspection, Packers and Stockyards Administration	23,277	23,974
National Agricultural Statistic Service	39,274	40,448
National Appeals Division	3,725	3,838
Natural Resources Conservation Service	378,092	389,401
Office of Budget and Program Analysis	2,135	2,199
Office of the Chief Economist	2,346	2,417
Office of the Chief Financial Officer	51,170	52,697
Office of the Chief Information Officer	38,172	39,313
Office of Civil Rights	5,310	5,471
Office of Communications	3,725	3,838
Office of the Executive Secretariat	723	744
Office of the General Counsel	11,550	11,897
Office of Inspector General	21,205	21,839
Risk Management Agency	19,584	20,170
Rural Development	217,236	223,735
Total Reimbursed	\$3,707,107	\$3,818,000

## PIGFORD CASE

Ms. DeLauro: How much debt relief has USDA provided, to date, due to the Pigford case?

Response: The total amount of debt discharged under the Pigford Consent Decree, as of March 31, 2008, is \$37,938,928.96. This represents \$33,857,004.31 under Track A of the Consent Decree, and \$4,081,924.65 under Track B of the Consent Decree. Additional debt relief under the Consent Decree is expected. Class members who prevail under the Track A process received: (1) discharged of all outstanding debt to USDA that was affected by the discriminatory conduct they experienced (2) a cash payment of \$50,000 and (3) an additional payment made directly to the Internal Revenue Service equal to 25% of the sum of the principal amount debt forgiven and the \$50,000. Under Track B, class members' claims were directly decided by the arbitrator after an oral hearing.

## CIVIL RIGHTS ENTERPRISE SYSTEM

Ms. DeLauro: The 2008 budget request included an increase of \$1,871,000 for completion of the Civil Rights Enterprise System for phase 2. The lifecycle was projected through fiscal year 2009 and that after fiscal year 2009; the implementation of the system would be complete. Yet the response to last year's question on this increase states that the amount was to cover the operating costs for the system and that it was based upon the assumption that base funding for CRES would not continue in fiscal year 2008. What is the base funding for CRES and why was it believed that the base funding would not continue in fiscal year 2008? Is the base funding for CRES continued in fiscal year 2009?

Response: The base funding for the CRES is \$1.8 million which covers operating cost. The base funding is continued in fiscal year 2009.

## ALTERNATIVE DISPUTE RESOLUTION

Ms. DeLauro: Please update the Committee on how the Office of Civil Rights is increasing USDA-wide awareness and use of Alternative Dispute Resolution for early resolution of civil rights complaints and no-civil rights disputes?

Response: To expand awareness of the ADR process, the Conflict Prevention and Resolution Center gives periodic ADR orientations, updates, and targeted conflict management training to a variety of Departmental audiences. Among them are the USDA Subcabinet, USDA Recognized Employee Organizations, Agency Civil Rights directors, headquarters and field employees.

CPRC continues to lead the Department's ADR community of 17 separate programs in developing a multi-year ADR strategic plan, which includes assessing agency ADR Awareness Programs. Each ADR program is required to create and maintain a permanent ADR Awareness Program whose basic components are described in a USDA ADR Regulation. CPRC will continue conducting ADR compliance reviews and also annually assessing ADR performance of Agency Administrators as part of the annual review of their civil rights performance.

#### EEO APPEALS

Ms. DeLauro: What were the rates of appeals in fiscal years 2006, 2007 and 2008?

Response: The rates of appeals are as follows:

Fiscal Year	Rates of Appeal
2006	154
2007	157
Number as of May 1, 2008	128

#### COMPLIANCE ACTIVITIES

Ms. DeLauro: The fiscal year 2009 budget request includes \$543,000 for compliance activities. How much of the increase would go to travel, training, and administrative costs? Are you hiring additional FTEs? Why is this increase necessary?

Response: The table below shows the amounts for travel, training, and administrative costs.

[The information follows:]

Travel	\$417,367
Training	82,633
Administrative Cost	43,000
Total	\$543,000

The increase is necessary to conduct six compliance reviews in accordance with the EEOC Management Directive MD-715. No additional FTEs will be hired. The compliance reviews will cover Title VII of the Civil Rights Act (employment discrimination) and Title VI (program discrimination) and well as the respective mandates from the Equal Employment Opportunity Commission (EEOC) and the Department of Justice (DOJ). The Office of Civil Rights is required to conduct reviews in order to fulfill its oversight role in the areas of equal employment opportunity, civil rights, and affirmative employment. Reviews are required by the EEOC, and the DOJ. Recently, the Office of the Inspector General (OIG) audits and court decrees such as the Basu Decree has required the Office of Civil Rights to conduct specific compliance reviews.

## EEO COMPLAINTS

Ms. DeLauro: The fiscal year 2009 budget request includes an increase of \$210,000 for EEO complaints. How much of this increase would go to travel, training, and administrative costs? Are you hiring additional FTEs? Why is this increase necessary?

Response: The funding for EEO complaints will be used for contractual services to reduce the employment complaint inventory. There will be no increase in travel, training, administrative costs and no additional FTEs hired.

## OIG AUDIT

Ms. DeLauro: The Office of the Inspector General noted in their testimony that a follow-up audit of the Office of Civil Rights (OCR) found that OCR could not track equal employment opportunity complaints effectively or process them on time and material weaknesses persisted in the management control structure and environment. At the time of issuance of the audit, May 2007, management decisions had been reached for 3 of the 8 recommendations made in the audit. To reach management decisions on 5 of the recommendations, the Office of Civil Rights needed to provide a timeline with milestone dates for significant steps for implementing those actions that are not scheduled to be completed within the next year. Has the Office of Civil Rights provided timelines with milestone dates for implementing actions to complete the tasks by September 30, 2008, as agreed to in the audit? Have management decisions been reached on all of the recommendations made in the audit? Please provide the timelines with milestone dates and what management decisions have been reached.

Response: Yes, the Office of Civil Rights submitted timelines and milestones date to the Office of the Chief Financial Officer through Corrective Action Plans and Management Challenge reports. The Office of Civil Rights is working to meet the agreed upon September 30, 2008 completion date. Currently, there is one recommendation pending without management decision, recommendation 2. OIG recommendation number 2 is not included in the chart on page 20 because the chart includes only those recommendations where a management decision has been reached. The Office of Civil Rights has not reached a management decision on recommendation number 2. Summary of Recommendation 2 includes: the report recommended that the Office of Adjudication and Compliance (OAC) develop and implement controls to monitor the processing of complaints and to intervene when timeframes are not being met. These controls should include reporting mechanisms to the OAC Director on the reasons to specific cases are exceeding established timeframes. We have been working with OIG to reach a management decision on the pending recommendation. A memo titled "Audit Resolution - Request for Management Decision" was submitted to OIG on March 26, 2008. We are currently awaiting OIG's response.

The table below illustrates the timelines, milestones, dates and what management decisions have been reached.

[The information follows:]

Management Challenge/ Recommendations	Corrective Action/Milestone	Estimated Completion Date
Develop a plan to process complaints timely and effectively  Recommendations 1, 2	1. Sign inter-agency agreement with US Postal Service to assist with conducting investigations and preparing FADs.	9/28/07
	2. Develop automated intake report for pending complaints.	10/31/07
	3. Institutionalize procedures for intervening in intake process when internal timeframes are not being met.	10/31/07
	4. Develop automated adjudication report for pending complaints.	11/30/07
	5. Reassess performance standards for specialists in the Employment Complaints Division to ensure quality and timeliness in the completion of assigned cases.	10/31/07
	6. Require that Statement of Works used by agencies for contract investigations contain standard provisions regarding timeliness and quality.	3/31/08*
	7. Obtain technical assistance from EEOC with investigations of EEO complaints including training on conducting legal sufficiency review and a process to identify factors impacting timeliness and suggestions for streamlining investigations.	6/30/08
Ensure integrity of complaint data in the system  Recommendations 3, 4	1. Complete formal plan for business rules in iComplaints.	10/31/07
	2. Create audit procedures for reviewing sample of cases in iComplaints for data integrity.	12/31/07
	3. Create automated quality control tool for iComplaints.	11/31/07
	4. Conduct first audit of sample of cases in iComplaints for data integrity.	12/31/07
Develop procedures to	1. Post position for Records	



control and monitor case file documentation and organization  Recommendations 5, 6, 7, 8	Management Specialist.	12/31/07
	2. Develop comprehensive records management procedure for EEO case files.	9/30/08*
	3. Implement procedures for agencies to follow in transferring and safe guarding documents that are part of an EEO complaint file.	9/30/08*
	4. Obtain services of an external contractor to review all EEO case files, inventory the files, create destruction procedures, and implement those procedures.	9/30/08

\*Dates revised from initial submission in September 07.

Questions Submitted by Congresswoman DeLauro

Office of Congressional Relations

BUDGETARY MATERIALS

Ms. DeLauro: Please submit for the record the following materials as it relates to the Office of the Assistant Secretary for Congressional Relations:

- (a) purpose statement,
- (b) "Available Funds and Staffs Years" exhibit for FY 2007, FY 2008, and FY 2009 (estimate),
- (c) "Permanent Positions By Grade and Staff Year Summary" exhibit for FY 2007, FY 2008, and FY 2009 (estimate), and
- (d) "Classification By Objects" exhibit for FY 2007, FY 2008, and FY 2009.

Response: The information is submitted for the record.

[The information follows:]

Purpose Statement

The Office of the Assistant Secretary for Congressional Relations is made up of two distinct divisions: the Office of Congressional Relations (OCR), and the Office of External and Intergovernmental Affairs.

OCR serves as the Department's liaison with members of Congress and their staffs. OCR works closely with members and staffs of various House and Senate Committees including the House Agriculture Committee and the Senate Committee on Agriculture, Nutrition, and Forestry to communicate USDA's legislative agenda.

OIA serves as a contact point for leaders at all levels of government while also functioning as a liaison with the White House and other Executive Branch agencies and departments. The overall goal is to ensure that accurate information is relayed in an efficient and effective manner. By working in cooperation with Governors, State Commissioners of Agriculture, and other elected officials, USDA can ensure a safe, secure, and affordable supply of food and fiber for all Americans. The office plays a key role in disseminating information related to the implementation of USDA policies and procedures.

The staffs financed from this appropriation are located in Washington, D.C. As of September 30, 2007, there were 12 employees.

OCR did not have any Office of the Inspector General or General Accounting Office evaluation reports during the past year.

Available Funds and Staff Years  
2007 Actual and Estimated 2008 and 2009

Item	2007 Actual		2008 Estimate		2009 Estimate	
	Amount	Staff Years	Amount	Staff Years	Amount	Staff Years
Congressional Relations/External and Inter- governmental Affairs .....	\$1,982,790	15	\$1,969,119	17	\$4,099,000	17
Congressional Relations transfer to other USDA agencies .....	1,812,000	--	1,799,316	--	a/	--
Rescission .....	--	15	26,565	--	--	--
Total .....	3,794,790	15	3,795,000	17	4,099,000	17

a/ Amount to be transferred to USDA agencies for Congressional Relations to be determined.

Permanent Positions by Grade and Staff Year Summary2007 Actual and Estimated 2008 and 2009

Grade	2007 Washington, D.C.	2008 Washington, D.C.	2009 Washington, D.C.
Senior Executive Level	1	1	1
ES	1	1	1
GS-15	2	2	4
GS-14	3	3	1
GS-13	1	1	2
GS-12	2	2	2
GS-11	2	2	2
GS-10	1	1	1
GS-9	1	1	1
GS-7	1	1	0
GS-6	0	0	0
GS-5	0	0	1
GS-4	1	1	0
WG-7	1	1	1
Total Permanent Positions .....	17	17	17
Unfilled Positions end-of-year .....	-5	--	--
Total, Permanent Full-Time Employment, end-of-year .....	12	17	--
Staff Year Estimate .....	15	17	17

Classification By Objects2007 Actual and Estimated 2008 and 2009

	<u>2007</u>	<u>2008</u>	<u>2009</u>
Personnel Compensation:			
Washington, D.C.....	\$1,211,243	\$1,234,000	\$1,624,000
11 Total personnel compensation.....	1,211,243	1,234,000	1,624,000
12 Personnel benefits.....	302,811	305,000	410,000
Total pers comp & benefits..	1,514,054	1,539,000	2,034,000
Other Objects:			
21 Travel.....	36,399	66,000	54,000
23.3 Communications, utilities, and misc. charges.....	96,897	108,000	111,000
24 Printing and reproduction...	29,910	21,000	20,000
25.2 Other services.....	222,004	210,119	1,847,000
26 Supplies and materials.....	83,526	20,000	31,000
31 Equipment.....	0	5,000	2,000
Total other objects.....	468,736	430,119	2,065,000
Total direct obligations....	1,982,790	1,969,119	4,099,000

a/ Amount to be transferred to USDA agencies for Congressional Relations in FY 2009 to be determined.

## CONGRESSIONAL RELATIONS STAFF

Ms. DeLauro: Your response to QFRs in last year's hearing record indicated a six-fold increase in the amount of funding spent for object classification 25.2 "Other Services" (under 1.d above). Please provide examples of "Other Services" and explain the reason behind the six-fold increase.

Response: In last year's response to question 1.d, the reason for the six-fold increase in object class 25.2 was because the transfer to other agencies for Congressional activities was included. In FY 2009, the transfer was also included because the transfer amount has yet to be determined. Most of the Other Services line item for Congressional Relations are the central charges items, including Greenbook and Working Capital Fund expenses.

Ms. DeLauro: Please list the number of staff that USDA employs that work primarily on Congressional Relations in offices other than the Assistant Secretary for Congressional Relations, and their respective offices or Agencies.

Response: The information is submitted for the record.

[The information follows:]

<u>Agency</u>	<u>Number of Staff</u>
Farm Service Agency	4
Foreign Agricultural Service	3
Rural Development	3
Food and Nutrition Service	2
Natural Resources Conservation Service	2
Food Safety and Inspection Service	2
Agricultural Research Service	1
Cooperative State Research, Education and Extension Service	1
Agricultural Marketing Service	2
Animal and Plant Health Inspection Service	1

Ms. DeLauro: Please update the table that shows the amount of funds transferred to the agencies for Congressional Relations to include fiscal years 2006 through 2008.

Response: The information is submitted for the record.

[The information follows:]

<u>Funds Transferred to Agencies</u> <u>FY 2006 - FY 2008</u>			
<u>Agency</u>	<u>FY 2006</u>	<u>FY 2007</u>	<u>FY 2008</u>
Farm Service Agency	\$277,000	\$277,000	\$275,061
Foreign Agricultural Service	180,000	180,000	178,740
Rural Development	248,000	248,000	246,264
Food and Nutrition Service	266,000	266,000	264,138
Natural Resources Conservation Service	147,000	147,000	145,971
Food Safety and Inspection Service	248,000	248,000	246,264
Agricultural Research Service	128,000	128,000	127,104
Cooperative State Research, Education and Extension Service	119,000	119,000	118,167
Agricultural Marketing Service	99,000	99,000	98,307
Animal and Plant Health Inspection Service			
	100,000	100,000	99,300
Total	1,812,000	1,812,000	1,799,316





THURSDAY, FEBRUARY 28, 2008.

**UNITED STATES DEPARTMENT OF AGRICULTURE  
OVERSIGHT**

**WITNESSES**

**PHYLLIS K. FONG, INSPECTOR GENERAL, USDA**  
**KATHLEEN S. TIGHE, DEPUTY INSPECTOR GENERAL, USDA, OFFICE**  
**OF INSPECTOR GENERAL**  
**ROBERT W. YOUNG, ASSISTANT INSPECTOR GENERAL FOR AUDIT,**  
**USDA, OFFICE OF INSPECTOR GENERAL**  
**KAREN L. ELLIS, ASSISTANT INSPECTOR GENERAL FOR INVESTIGA-**  
**TIONS, USDA, OFFICE OF INSPECTOR GENERAL**  
**SUZANNE MURRIN, ASSISTANT INSPECTOR GENERAL FOR MANAGE-**  
**MENT, USDA, OFFICE OF INSPECTOR GENERAL**  
**W. SCOTT STEELE, BUDGET OFFICER, USDA, OFFICE OF BUDGET AND**  
**PROGRAM ANALYSIS**

Ms. DELAURO. Good morning. I want to welcome everyone who is here. I've said it many times before, but you truly are the people's eyes and ears at the USDA and the work that you do is so critical to our success and our achievement. And while the USDA's programs are complex, expansive, your reviews bring a clear opinion and objective perspective that we need in order to be able to get a full picture of what is at stake. One can always find fault, but I think your reports take the next step in so many of the cases to identify systemic problems we must confront in order to be able to make progress.

I'll tell you, I'm going to be asking a number of questions about major programs at the USDA. We have addressed some of these before. I will continue to press you on them because we have a responsibility to get them right. In particular, one, I thank you for the report, but I also then want to further examine the Department's move toward risk-based inspection. Your work this year has confirmed our long-standing concerns that the Food Safety Inspection Service lacks the coherent data to support a risk-based inspection system.

**FOOD SAFETY AND INSPECTION SERVICE**

The report is clear. FSIS did not have the data and still does not have the data to move forward with risk-based inspection, and yet the agency rushed to implement the system anyway without the necessary information. Worse still, you found that FSIS failed to implement earlier recommendations from your office even though they could have facilitated risk-based inspection implementation in processing facilities.

FSIS has agreed to strengthen security over information technology resources and application controls in response to two previous reports. Now your latest report that confirms that FSIS sys-

tems remain vulnerable and exposed to unnecessary risks. I look forward to hearing your analysis of their efforts and reactions to your reports.

#### FOOD AND NUTRITION SERVICE

Another issue I'm interested in discussing involves food service management companies. That is an issue that my colleague, Ms. Emerson, cares about deeply. In December 2005, your office presented the results of an audit of cost reimbursable contracts between school food authorities and a food service management company. The audit found that the management company did not pass on at least \$1.3 million in savings it received, even though its contract specifically required the crediting back of funds. In addition, I have also heard complaints in my own district about the lack of quality, nutritional food being served in the New Haven public school system.

#### AGRICULTURAL MARKETING SERVICE

I also want to discuss serious concerns about the agricultural marketing services management controls. The latest Hallmark/Westland beef recall raises red flags about the standards that we are using to maintain the safety and the quality of the food we are using in our federal assistance programs, including the school lunch programs. I think you'll concur that the American taxpayers and American children whose diets and daily safety depend on an effective school lunch program and that they deserve honest answers.

#### NATURAL RESOURCES CONSERVATION SERVICE AND FARM SERVICE AGENCY

Still more questions raised by a recent review of the relationship between the National Resources Conservation Service and the Farm Service Agency in California. With multiple conservation programs in the mix, it's clear that a failure to communicate can have serious consequences. Limited taxpayer funds are at stake, and so are the precious natural resources we are supposed to be protecting in the first place.

#### FARM BILL

In addition, upon review of the USDA budget, we noted that there is a massive and growing unbalance—a growing balance—of unspent funds for farm bill conservation programs. This raises questions about the Department's capability to deliver these programs' services in a timely way and in an efficient manner. I hope that we can talk about some of these problems and begin to address them systematically. Otherwise, we are just doing—you know, we're developing short-term solutions.

Ms. Fong, I appreciate the dedication, the long-term strength in the agencies that you review. My colleagues and I may express frustration at times while you're testifying before the committee, but it's not you. It's the issues that are raised and the problems that you highlight within the Department.

I want to make another comment if I can before I yield to the Ranking Member. I took—I think—not I think—we took very seriously last year your testimony and the works that you were doing and also the areas that we asked you to examine. And given that, when we put together our House Appropriations bill, we talked about almost \$86 million for this agency. The difference between the House and the Senate was about \$4.3 million in the funding. I want you to know—it was at \$79.492.

I just want to say, and to say it for the record, that we appreciate the work that you do and the need for resources. And when I read your testimony and I looked to the various, you know, the hiring freezes or the FTEs that would have to be let go or the projects that we can't work on or the information that will not be readily available, it's very troubling.

And so we will continue to do our utmost to make sure that you have the resources to do the job that you're tasked to do, and obviously that comports with what we have to do overall in the budget process. So I just wanted to say that for the record.

So I thank you again for meeting your responsibilities to the American people and for being here today, and with that, will yield to the Ranking Member of the Committee, Mr. Kingston.

Mr. KINGSTON. Thank you, Ms. DeLauro and Mr. Latham. I apologize for being late. On Thursdays I'm chairing another meeting and had to get away, so.

Ms. DELAURO. I was prepared to recognize Mr. Latham. [Laughter.]

Mr. KINGSTON. You want to say—

Ms. DELAURO. Do you feel bad, Mr. Latham? Do you want to go for it.

Mr. LATHAM. Actually, I feel much better. [Laughter.]

Mr. LATHAM. No, I just was going to say, some of my concerns relate to illegal activities and potential fraud in farm programs, crop insurance and farm loan programs. Additionally, what's happening in the avian influenza arena and with some of the costs related to illegals in the feeding programs who, by law, would not be eligible whether because of their immigration status. I appreciate very much the job that this panel does, because you're our source of information, and we look forward to hearing your testimony.

Mr. KINGSTON. And I do have an opening statement. What I want to say to you, Ms. Fong and your team, I think you potentially and probably do have the most interesting job in Washington, D.C. or maybe in government because it's so target rich of things to investigate. [Laughter.]

Mr. KINGSTON. And so—it could be Mr. Steele that has a more interesting job, because he seems to know everything. He's like the right hand of the Lord. He just quietly follows behind taking notes, and it's scary at times, but. [Laughter.]

Mr. KINGSTON. My question is to you that I hope you will discuss during your testimony is do you feel that you're on a police beat in a high crime area? Are things getting better or worse? Are we listening to you as much as we need to be? And, you know, that would be sort of what I'd like to hear a discussion on as we go through the questions.

So, thank you for being here, and we always are very interested in what you have to say.

Ms. DELAURO. Yes. I want to move to the testimony. I'm moving to the testimony. Pulled it out to go through while you're speaking. And if you would, you obviously know that what we need you to do is to summarize if you can, but the entire document will be in the record.

#### INSPECTOR GENERAL OPENING STATEMENT

Ms. FONG. All right. Thank you, Madam Chairwoman and Ranking Member Kingston, Mr. Latham, and Mr. Alexander. We're very, very pleased to be here today, as we always are, to visit with you about the work that we have done. And I do want to take the time to express to all of you our sincere appreciation for your interest in what we do. It makes all the difference in how effective we are to know that we have your support, your interest, your requests for work, and the fact that we have to be accountable to you. So we do appreciate all of that.

I want to just quickly introduce for you the members of my team who are here to answer all the tough questions. Sue Murrin, the AIG for Management. Karen Ellis, our new AIG for Investigations. Bob Young, you know, head of Audit. Kathy Tighe, Deputy IG, and Scott Steele, who you know very well. And I also want to recognize Rod DeSmet, who is our AIG for Inspection and Research, who may be available to answer questions also.

Okay. Today we have a substantial body of work to talk about with you, as summarized in my written statement. I won't go through all of them, every single issue, because I think that would take a lot of time. But very basically I want to mention to you that we are very pleased with the statistical results of our work. It was a very productive year last year. We had—we issued 61 audit reports. We had dollar, potential dollar impacts from our audits and investigations of over \$150 million. Our work resulted in 520 indictments and 440 convictions. So overall, it was a very productive year in terms of the kinds of statistics that the IG Act requires us to report.

But more importantly, apart from the statistics, we have issued a number of reports that have significant, we believe, significant recommendations for the Department in terms of improving its programs. And this past year we have focused a good deal of our effort on the area of food safety. I want to highlight that today, because I know it's a matter of particular interest to you and to the American public at this time in particular.

#### FOOD SAFETY AND INSPECTION SERVICE

So just to briefly go over the work we've done in food safety and security. As directed by this subcommittee, in coordination with your Senate counterparts, we assessed the Department's proposed RBI program for meat and poultry establishments. We offered numerous recommendations to FSIS to consider, and as the chairwoman noted so aptly, we questioned at the time of our audit whether or not FSIS had systems in place that could provide reasonable assurance that risk could be properly assessed. We'll be happy to discuss that in more detail.

In another area of food safety, in response to a recall that happened last fall involving contaminated ground beef, beef contaminated with *E. coli*, the then-Acting Secretary, now the Deputy Secretary, asked that we look at whether FSIS could improve its sampling and testing procedures for *E. coli*. So we undertook that work for him. We issued a memorandum report on that, and we concluded that while FSIS had some good initiatives underway, it could be even more effective if it focused on strengthening its HACCP verification activities.

Finally, in the area of work that we have right now, I want to mention that we have a very active investigation going on into recent allegations concerning the inhumane treatment of cattle in a California meat slaughter and processing facility and the whole issue of whether adulterated beef may have entered the food supply. That is a very active case that we are working currently.

We have also initiated an audit, Mr. Young's side of the house, to look at whether that facility complied with FSIS procedures for ensuring that only animals fit for slaughter enter the food safety. That audit we initiated this week. It is again very active and ongoing. And when we finish our work, we will report our findings.

In addition to those areas of high interest, we have two other noteworthy audits in the food safety arena that we are working on right now. One is a follow-up review of the Department's inspection system for meat and poultry imports, which is of great interest, and another is a review of FSIS' recall procedures for contaminated product that has already entered the food distribution chain.

In addition to all of this food oversight work, we are of course doing the full panoply of work on the broad array of USDA programs of importance to you, such as the nutrition programs, the farm programs, rural communities, and of course the Department's financial management and IT security, which continue to be issues that we devote a substantial amount of time to.

So in closing, I just want to reiterate my appreciation for all of your support and to ask you, if you can do it, to support the President's request for our office for this year. It would go a long way towards halting the decline in our workforce, and it would enable us to address the issues of interest to you and the American public.

So that concludes my statement. We all stand ready to answer your questions.

[The information follows.]

UNITED STATES DEPARTMENT OF AGRICULTURE  
OFFICE OF INSPECTOR GENERAL

*STATEMENT OF THE HONORABLE PHYLLIS K. FONG*  
*INSPECTOR GENERAL*

Before the  
Subcommittee on Agriculture, Rural Development, Food and Drug  
Administration, and Related Agencies  
Committee on Appropriations  
United States House of Representatives



February 28, 2008

Good morning, Chairwoman DeLauro, Ranking Member Kingston, and Members of the Subcommittee. Thank you for inviting me to testify about the work of the Office of Inspector General (OIG) and our Fiscal Year (FY) 2009 Budget Request.

I would like to introduce the members of my senior management team accompanying me today: Deputy Inspector General, Kathleen Tighe; Assistant Inspector General for Audit, Robert Young; Assistant Inspector General for Investigations, Karen Ellis; and Assistant Inspector General for Management, Suzanne Murrin.

I am pleased to be here today to provide the Subcommittee with an overview of our most significant recent activities and the oversight work we have planned and in-process at this time. In FY 2007, OIG issued 61 audit reports containing 255 recommendations to improve and protect USDA programs and operations. Pursuant to the statistical reporting requirements established by Congress in the Inspector General Act of 1978, we determined that OIG audits resulted in a potential monetary impact of \$91 million in FY 2007.<sup>1</sup> OIG criminal investigations resulted in over 520 indictments and 440 convictions in FY 2007 and achieved an additional potential monetary impact of over \$63 million.<sup>2</sup>

My testimony today will follow the framework of our four Strategic Goals. We organize our audit and investigative work under these Strategic Goals to effectively target OIG resources toward the key programmatic issues and public concerns facing the Department and our Congressional oversight committees. Our four Strategic Goals are (I) Safety, Security, and Public Health; (II) Integrity of USDA Benefits and Entitlement Programs; (III) Management Improvement Initiatives; and (IV) Stewardship of Natural Resources. The final section of my testimony provides information in support of OIG's FY 2009 Budget Request.

---

<sup>1</sup> 5 U.S.C. App. 3 § 5.

**I. Safety, Security, and Public Health****OIG Food Safety Reviews****Assessing USDA's Risk Based Inspection Program for Meat and Poultry Processing Establishments**

In February 2007, the Food Safety and Inspection Service (FSIS) announced its plan to implement a pilot risk-based inspection (RBI) program for meat and poultry processing establishments. The agency believed it had comprehensive and reliable data and that "real and immediate" improvements could be made to the effectiveness of inspection operations. Congress and other stakeholders became concerned that FSIS was beginning to implement RBI before it had corrected deficiencies reported in prior OIG audits and that issues regarding the agency's methodology for determining risk had not been addressed. Members of the House and Senate Agriculture Appropriation Subcommittees were concerned that food safety might be compromised if RBI proceeded at that time.

The Subcommittees included language in the May 2007 emergency appropriations act <sup>3</sup> to prevent FSIS from using funds to implement RBI in any location until OIG studied the program, including the data supporting its development and design. We conducted an assessment of the FSIS processes and methodologies used to design and develop its proposed RBI program, as well as FSIS' infrastructure and management controls that would support a reliable, data-driven RBI program. Our December 2007 report questioned whether FSIS has the systems in place to provide reasonable assurance that risk can be properly assessed, especially since the agency

---

<sup>2</sup> Components of the monetary impact figure include fines, recoveries/collections, restitutions, claims established, cost avoidance, questioned costs, and administrative penalties achieved in OIG criminal investigative cases.

<sup>3</sup> P.L. 110-038, enacted May 25, 2007. The U.S. Troop Readiness, Veterans' Care, Katrina Recovery, and Iraq Accountability Appropriations Act, 2007.



lacks current and comprehensive assessments of food safety systems at meat and poultry processing facilities.

Throughout the course of OIG's review, we discussed our concerns and provided recommendations to FSIS so that the agency could act to immediately address the weaknesses we identified. OIG's concerns related to FSIS' (1) assessments of establishments' food safety systems, (2) security over information technology (IT) resources and application controls, and (3) management control structure, among other issues. OIG reached agreement with FSIS on the agency actions necessary to implement each of the 35 recommendations we presented in our report.

OIG recommended that FSIS complete its plan for improving the use of food safety assessment-related data and determine how the assessment results will be used in determining risk. As the agency moves forward with the development and implementation of an RBI program, FSIS should ensure that its risk analysis and assessments are thoroughly documented and any data limitations are mitigated, and the decisions made in its inspections process are published and transparent to all stakeholders. FSIS also needs to implement appropriate oversight for the development of critical IT systems needed to support RBI. We made numerous additional recommendations to improve FSIS' management controls, data collection and analyses processes, and staff training.

FSIS has responded substantively to OIG's findings and recommendations. During the course of our audit, FSIS began a critical, in-depth examination of the data used as the components of its RBI assessment with a view to refining and expanding the data used in future versions of RBI. As of September 2007, FSIS awarded a contract to build the agency's new Public Health Information System (PHIS) to better integrate its numerous IT systems that are used to manage inspector activities. The primary goal of PHIS is to improve the timeliness of collecting/analyzing inspection data, and thereby enhance the agency's capability to address food safety hazards.

**Strengthening USDA's E. coli Testing Program**

In response to a large recall involving contaminated ground beef product, the then-Acting Secretary requested in October 2007 that OIG determine whether improvements could be made to FSIS' sampling and testing procedures for *Escherichia coli* O157:H7 (*E. coli*) and identify relative costs and benefits associated with these improvements. OIG promptly initiated a review of the actions FSIS already had in process to improve its *E. coli* sampling and testing program. As part of our review, we solicited feedback from a broad array of stakeholders actively involved in this issue, such as representatives from other USDA and Federal entities with similar sampling and testing programs, meat industry representatives, academic institutions that perform *E. coli* research, and the quick-service restaurant industry.

OIG provided a memorandum report to USDA officials at the end of January 2008 containing our observations and suggestions. We concluded that while the actions FSIS has in process will improve its testing program, we believe that strengthening the adequacy, timeliness, and effectiveness of other aspects of the agency's Hazard Analysis and Critical Control Point (HACCP) verification activities would provide stronger assurance that federally-inspected establishments are properly identifying and controlling their food safety hazard risks. FSIS generally concurred with our findings and conclusions.

**Improving Safety Inspections for Egg Products**

Since 1995, FSIS has administered USDA's responsibilities under the Egg Products Inspection Act. FSIS inspects egg products to ensure they are wholesome, processed under sanitary conditions, and properly packaged and labeled to protect consumers. OIG evaluated FSIS' monitoring and inspection of egg processing plants to assess the agency's performance in meeting these responsibilities.

OIG found that FSIS has not yet integrated egg product inspections into its overall management control structure, including the science-based HACCP program and the automated Performance-Based Inspection System (PBIS).<sup>4</sup> FSIS increasingly depends on PBIS and other automated systems to provide safeguards and oversight of its meat and poultry inspection operations. However, these automated systems cannot be extended to egg processing inspections until a system of electronic records is created to record inspection data for this area. This delay raises concerns about potential adulteration of processed products.

FSIS is developing a rule that would require egg product processing plants to develop and implement HACCP systems. In response to OIG's recommendations, FSIS agreed to develop a new IT system to track domestic inspection activities, including egg products processing, thereby replacing PBIS. FSIS also agreed to conduct trend analyses to identify and correct serious or widespread deficiencies at egg products processing plants.

#### **OIG Investigations: Food Safety**

##### ***Investigating Allegations of Adulterated Beef Entering the Food Supply***

As Members of the Subcommittee are aware, USDA's investigation into recent allegations, made by the Humane Society, of inhumane treatment of cattle at a Chino, California, slaughter/processing facility has identified potentially adulterated beef entering the food supply. This has led to the biggest food recall in U.S. history. At the request of the Secretary, OIG is leading the Department's investigation into potential violations of the Federal Meat Inspection Act.<sup>5</sup> Our investigation is

---

<sup>4</sup> FSIS has not implemented HACCP at the egg processing plants and it needs to accomplish this first before egg inspection results can be included in PBIS. Once egg inspection results, non-compliance records and other data are in PBIS, FSIS will have information in an electronic format that can be analyzed.

<sup>5</sup> Federal Meat Inspection Act, 21 U.S.C. §§ 601-695 (FMIA).

ongoing, and we are working cooperatively with FSIS and other law enforcement agencies. We are coordinating our efforts with the U.S. Department of Justice (DOJ). At the conclusion of our investigation, we will report on our findings to the appropriate USDA officials.

***Investigating Fraud in the BSE Surveillance Program***

OIG investigated allegations of fraud on the part of an Arizona facility that housed both pet food slaughter and meat processing operations and that participated in the Department's Bovine Spongiform Encephalopathy (BSE) Surveillance Program. Our agents revealed that the corporation's owner used various schemes to increase the number of brain stem samples submitted for testing, thereby increasing the amount of USDA payments he received. Some of the samples the company submitted were from healthy, USDA inspected cattle. The owner was convicted of theft, mail/wire fraud, and aiding and abetting. A Federal court sentenced him to 8 months of imprisonment and 36 months' supervised release and ordered him to pay a total of \$490,000 in fines/restitution.

***Fraudulent Conduct Involving Contaminated Food Products***

A joint OIG-Food and Drug Administration (FDA) food safety investigation in the past year disclosed that a Florida food processing company was the source of poultry and seafood products that were contaminated with *Listeria monocytogenes*, a potentially fatal pathogenic bacterium that can be found in ready-to-eat food products. The company did not initiate a recall of the product after learning that it tested positive for *Listeria monocytogenes*. The product was misbranded and shipped to several locations throughout the U.S. and Canada. The company president was charged with a scheme to defraud through the sale of adulterated foods and a scheme to introduce misbranded food into interstate commerce. He was sentenced to 15 months' imprisonment and 36 months' supervised release. Additionally, he received a fine of \$5,000 and was ordered to pay \$200,000 in restitution to the University of Florida to support its food safety programs.

OIG assisted in a multi-agency food safety investigation into the egregious conduct of a man who had made several allegations that his two young children were harmed by eating contaminated soup. The younger child, an 18-month old, had to be airlifted to an Atlanta hospital for critical care. A sample of the soup submitted to an FDA laboratory for analysis tested positive for Prozac and other anti-depressants. The investigation revealed that the father was responsible for contaminating the soup. He was charged in Federal court with food tampering and ultimately sentenced to 60 months' imprisonment and 36 months' supervised release.

#### **Food Safety Oversight Work for FY 2008: Planned and In Process**

##### ***Follow-up Review on Meat and Poultry Import Inspections***

We are currently conducting a follow-up audit of the Federal inspection system for meat and poultry imports. We will evaluate the adequacy of FSIS' foreign inspection processes concerning the equivalency of foreign food safety systems to U.S. standards; the agency's periodic, in-country reviews that assess whether foreign systems remain equivalent; and FSIS' re-inspection of imported products at U.S. ports of entry. We anticipate releasing our report in late April 2008.

##### ***FSIS Recall Procedures for Adulterated or Contaminated Product***

As part of a request from the former Acting Secretary, OIG is evaluating issues regarding FSIS recall procedures for adulterated or contaminated product that have already entered the food distribution chain. We will identify whether improvements can be made to FSIS processes for handling recalls to ensure that appropriate information is rapidly conveyed to the appropriate agency decisionmakers. We plan to also evaluate whether FSIS is taking full advantage of its statutory authority to address recall situations. We anticipate releasing this report in late May 2008.

##### ***Oversight of the National Organic Program***

America's organic foods industry is growing rapidly. Without effective oversight, non-

organic products could be marketed as organic and sold for significant profit. To ensure producer compliance with USDA's National Organic Program, OIG plans to conduct an audit to evaluate the oversight provided by the Agricultural Marketing Service (AMS) and State and private certifying agents. As will be discussed below (Section V), the start of this audit has been delayed but we anticipate beginning work in August 2008.

### **OIG Investigations into Animal Cruelty and Dog Fighting**

OIG is devoting increased attention to animal cruelty cases. During FY 2007 and the first four months of FY 2008, OIG criminal investigators opened 21 cases and helped achieve 132 convictions related to animal cruelty investigations.

#### ***Shutting Down Dog Fighting***

OIG dog fighting investigations in 2007 resulted in two of the most significant cases we have pursued in recent years with respect to the number of convictions gained and the extensive public attention received. Foremost was our investigation into a dog fighting ring in Smithfield, Virginia, involving a professional athlete and his associates. This dog fighting ring operated from 2001-2007, until it was shut down as the result of OIG's investigation. The primary defendant's property contained structures specifically designed for dog breeding, housing, and fighting. A total of 66 dogs (52 pit bulls and 14 other breeds) were seized by State and local authorities in the execution of a search warrant on the property. OIG's Emergency Response Team (ERT) assisted in this investigation by recovering and transporting evidence located on the grounds. Pursuant to a court order, the 47 pit bulls forfeited to the U.S. Government were eventually transferred to a Utah animal sanctuary or seven other animal rescue organizations for foster and/or lifetime care of the dogs.

The five subjects of the dog fighting ring pled guilty in Federal court to conspiracy to travel in interstate commerce in aid of unlawful activities and to sponsoring a dog in

an animal-fighting venture. The primary defendant was sentenced to 23 months' incarceration and was ordered to pay \$928,073 in restitution to fund the lifetime care of the dogs rescued from his property. The four other subjects received varying sentences ranging from 2 to 21 months' incarceration.

Our second major animal fighting investigation in 2007 was "Operation Bite Back," an investigation conducted jointly with the Ohio Organized Crime Investigations Commission into a multi-state dog fighting and gambling enterprise operating in Ohio, Kentucky, and Michigan. This investigation resulted in more convictions than any other single OIG investigation into dogfighting. During surveillance of various dog fighting events, we observed food stamp (Electronic Benefits Transfer, EBT) fraud, illegal wagering, the sale and use of narcotics, and felons illegally carrying firearms. Agents from OIG and other agencies seized pit bulls, U.S. currency, marijuana, cocaine, firearms, a bulletproof vest with a ski mask, and a warehouse full of dog fighting equipment and blood-stained fighting pits.

Operation Bite Back resulted in charges against 55 individuals, including violations of Federal and State laws prohibiting dog fighting, possession of firearms, gambling, food stamp trafficking, and interstate transportation of stolen vehicles. Guilty pleas were entered by 46 of the accused. OIG's National Computer Forensics Division provided digital analysis of three seized computers for the Dayton, Ohio, Police Department. Federal and State prosecution activity in this case is ongoing.

## **Homeland Security Oversight**

### **Evaluating USDA Controls on the Importation of Biohazardous Materials**

In order to protect our Nation's animal and plant resources from diseases and pests—and preserve the marketability of U.S. agricultural products—USDA's APHIS requires permits for entities<sup>6</sup> seeking to import or move certain animals, animal products, pathogens, plant pests, and specified agricultural products. OIG evaluated APHIS' controls over its permit system regarding the importation of biohazardous and other regulated materials and assessed the effectiveness of APHIS' corrective actions in response to our 2003 audit report.

OIG determined that APHIS has taken some of the corrective actions recommended in a prior audit, such as restricting the hand-carrying of packages containing regulated materials through ports of entry. Persons authorized to hand-carry must now be named in the permit, and the permit holder must contact APHIS in advance to coordinate the arrival of all hand-carried regulated material. In addition, inspectors at the ports can now access the "ePermits" database system to verify the basic information contained on incoming permit documents.

Our audit found, however, that other key OIG recommendations to strengthen APHIS' permit systems against vulnerabilities and misuse still needed to be implemented. The agency had not fully implemented the new ePermits monitoring system. Until ePermits is fully operational, APHIS cannot monitor import activity at a nationwide level.<sup>7</sup> Inspectors have not been provided instructions for using ePermits

---

<sup>6</sup> Examples include private, State, and Federal research laboratories, universities, and vaccine companies.

<sup>7</sup> For example, until the ePermits system is fully operational, the agency cannot perform analyses to identify trends in permit activity that could signal possible misuse of the permit system. The ePermits system could not provide officials with information on which permit holders had been inspected or were required to be inspected before permit issuance.



to screen incoming shipments. Although APHIS has made progress in improving its screening procedures for plant inspection stations at ports of entry, APHIS needs to develop controls to ensure that biohazardous materials are routed to those facilities.

#### **The National Strategy for Pandemic Influenza: Reviewing USDA's Response**

In late 2005, the President announced the National Strategy for Pandemic Influenza (National Strategy), a comprehensive approach to addressing the threat of pandemic influenza. The Implementation Plan of the National Strategy included over 300 tasks that were designed to ensure that the Federal Government, along with its State and local partners, continues to prepare for a possible outbreak in the United States. USDA was assigned responsibility for completing 98 of these tasks.

We have previously testified before the Subcommittee about the findings of our review of APHIS oversight of Avian Influenza (AI).<sup>8</sup> We continued our oversight work in this area by evaluating USDA's progress regarding its responsibilities under the National Strategy. We found that USDA has made significant progress in developing or revising policies and procedures to detect, contain, and eradicate highly pathogenic AI in order to reduce the threat of a pandemic.

USDA took action on each lead task we reviewed, such as helping to develop the interagency response playbook that detailed step-by-step actions that Federal agencies should take in response to an outbreak. Our review found, however, that these new procedures were not tested to ensure they worked as designed.

We also found that APHIS had not implemented all of the recommendations from our 2006 report intended to strengthen the agency's outbreak response capabilities. One was the recommendation that the agency work closely with State and industry

---

<sup>8</sup> APHIS—Oversight of Avian Influenza. OIG report number 33099-11-HY. June 2006.

representatives regarding outbreaks affecting live birds, in order to develop necessary response plans and review/certify State plans. These State plans are necessary to address gaps in the Federal response plan, including cleaning and disinfection, humane euthanasia, quarantine, and movement control. As a result, we believe APHIS has reduced assurance that it will be able to timely and effectively respond in the event of an outbreak. APHIS generally agreed with OIG's findings and recommendations.

#### **Homeland Security Oversight in FY 2008: Planned and In Process**

##### ***USDA Participation in the Rehabilitation of Flood Control Dams***

The Natural Resource Conservation Service (NRCS) is authorized to assist local organizations with the rehabilitation of aging flood control dams. Many NRCS-assisted dams in the United States are near or at the end of their 50-year design life and warrant inspection and potential rehabilitation. A dam failure in Hawaii and a "near bursting" dam in Massachusetts demonstrate the need to determine the conditions of NRCS-financed dams. OIG initiated an audit to review the adequacy of NRCS' controls for the rehabilitation of agency-assisted flood control dams. We anticipate releasing this report in mid-2008.

#### **II. Protecting the Integrity of USDA Benefit and Entitlement Programs**

##### **USDA's Response to Hurricanes Katrina and Rita: Preventing Waste and Abuses**

Since my last appearance before the Subcommittee, OIG has concluded several of the primary audits we initiated in response to the devastating 2005 hurricane season. Members of Congress urged Federal OIGs to work in concert to ensure that the massive Federal funds allocated for multi-agency disaster relief efforts in 2005 were expended efficiently and not subject to waste and abuse. In a series of audits, OIG

found areas where improved agency controls were necessary to avoid further waste and fraud, and we identified USDA “best practices” that could also benefit other Federal entities. I would like to highlight several of our more significant reviews for the Subcommittee.

- At the onset of the hurricanes, OIG quickly deployed audit teams to the Food and Nutrition Service’s (FNS) food stamp distribution centers in the Gulf region. Our personnel reviewed and observed the operation of FNS disaster food stamp programs<sup>9</sup> as State and local personnel disbursed benefits to families affected by the disasters. Our audit teams were able to provide feedback to FNS and State personnel on whether program controls were sufficient to prevent abuses such as duplicate payments, dual participation, and employee fraud. OIG concluded that FNS and participating State agencies quickly and effectively provided over \$800 million in disaster food stamp benefits to millions of disaster victims. However, we did note that improvements could be made to ensure that State agencies are adequately prepared in disaster situations. States did not always include required components in their disaster plans, such as fraud prevention procedures. Some application processing systems used by States did not track denied applications or account for all family members—two factors that can result in fraudulent benefits. Based on OIG recommendations, FNS agreed to specify in regulations the State agency responsibilities for developing and implementing disaster assistance programs.
- Focusing primarily on loan and grant funds being disbursed to repair hurricane damage in the Single Family Housing Program (SFH), OIG audit staff found

---

<sup>9</sup> Under a disaster food stamp program, FNS can waive requirements of the regular program in order to provide benefits quickly to disaster victims. Some items that were waived during the hurricanes included income requirements, eligibility tests, and identity tests. Benefits are provided at many different locations. Because of the reduced eligibility requirements, duplicate participation and other types of fraud can readily occur.

that USDA's Rural Housing Service (RHS) and other Federal agencies had not coordinated activities to prevent duplicate housing assistance payments to hurricane victims. RHS had not required recipients to provide information about reimbursements and assistance they received from insurance companies and charitable organizations. This resulted in some recipients receiving duplicative financial assistance from RHS and other sources for a single damage claim. We also found that RHS emergency grant funds were awarded for ineligible purposes, such as non-disaster related repairs, improvements and repairs unrelated to health and safety concerns, and use of unlicensed contractors. RHS is taking action to address the majority of our recommendations. We are continuing discussions with agency officials to reach management decision on the propriety of using hurricane disaster funding for non-hurricane related repairs.

- Disruptions resulting from Hurricanes Katrina and Rita temporarily impacted commodity prices received by farmers. Afterwards, USDA developed initiatives to alleviate transportation congestion on the Mississippi River, such as providing grants to move damaged corn from New Orleans and move agricultural commodities through other regions. The Farm Service Agency (FSA) implemented the initiatives and provided monetary assistance through the Commodity Credit Corporation (CCC). OIG conducted an audit that determined USDA needed an improved response and recovery plan to relieve future, serious disruptions in the movement of commodities along the Mississippi River. Due to the urgent situation brought about by the hurricanes, USDA had initially used ad hoc procedures to award noncompetitive agreements that resulted in higher costs compared to competitively-secured agreements. FSA acted upon OIG audit recommendations to coordinate with USDA entities, industry stakeholders, and other Federal agencies to formalize a response/recovery plan for disruptions to the grain transportation/storage system.

- OIG also conducted numerous criminal investigations into allegations of fraudulent activity resulting from Federal hurricane relief efforts. To date, our investigations have achieved 61 indictments and 18 convictions involving the Food Stamp Program. We continue to work closely with DOJ Fraud Task Forces in Louisiana and Mississippi to ensure that allegations of fraud are investigated.

While the aforementioned audit and investigative work represent OIG's most recent contributions to USDA's disaster relief activities, this year we will assess the efficiency of other USDA programs that assist citizens and communities during emergencies. In FY 2008, we expect to issue reports on the Hurricane Indemnity Program, Livestock and Feed Indemnity Programs, Emergency Forestry Conservation Reserve Program, and Emergency Conservation Program, among others.

#### **Review of Misreported Nonfat Dry Milk Pricing Data**

Each week, the National Agricultural Statistics Service (NASS) collects data from plants that commercially produce in excess of one million pounds of dairy products, which are then used to determine current market prices. In brief, the nonfat dry milk prices NASS publishes are used by AMS to help set the minimum prices paid to milk producers in the Federal milk marketing order system.

In a review done by OIG's Office of Inspections and Research, OIG determined that a large dairy firm misreported nonfat dry milk volume and price information when submitting its weekly reports to NASS beginning in 2002. The incorrect data, once aggregated with other firms' data, were then factored into the Federal milk marketing order formula, resulting in a \$50 million underpayment to milk producers.

We offered recommendations to NASS centering on the need for the agency to verify the information previously received from dairy plants which will allow the calculation

of a more precise Federal milk marketing order price for milk producers. We also recommended measures to ensure improvement in NASS' data collection process. NASS agreed with each of our recommendations and has taken steps to improve its data collection and review processes.

### **Identifying Improper Payments: Conservation Programs**

The Natural Resources Conservation Service (NRCS) administers conservation easement programs that restore lands to their natural state (i.e., wetlands and grasslands) by purchasing conservation easements from landowners. Participating landowners agree to limit use of their land to activity that both enhances and protects the purposes for which the easements were acquired. Land under conservation easements may be ineligible for farm assistance payments from FSA.<sup>10</sup> NRCS field offices are required to notify FSA whenever land is placed under a conservation easement, so that FSA does not make payments to landowners with conservation easements on farm land. In a previous audit, OIG found situations where FSA made improper farm assistance payments to landowners for land under conservation easements. To determine the extent of such ineligible payments in one major agricultural State, we conducted an audit in 2007 to expand our previous work in California.

OIG's review found additional examples demonstrating the need for better interagency communication, coordination, and program integration between NRCS and FSA. In 49 of the 53 Wetland Reserve Program and Emergency Watershed Protection Program easements we reviewed, NRCS did not notify FSA when the easements were recorded. This occurred because the local NRCS field offices mistakenly expected the relevant NRCS State office to fully inform FSA of the

---

<sup>10</sup> If a landowner with NRCS conservation easements participates in FSA farm assistance programs, he or she is required to inform FSA about the easements so the agency can appropriately reduce the landowner's crop bases and calculate their assistance payments.

easements. Without the necessary easement information, FSA made improper farm assistance payments on 33 easements, totaling \$1,290,147. During our fieldwork, we recommended that NRCS immediately provide a list of easements in California to FSA. Our report recommended that NRCS provide training for field staff in California regarding their responsibility to notify FSA about recorded easements. NRCS and FSA responded that each agency has taken appropriate corrective action to remedy the specific concerns noted in OIG's report and established a protocol to ensure better interagency communications.

#### **Assessing USDA's Efforts to Promote U.S. Farm Exports**

In response to a Congressional request, OIG reviewed the extent to which the Foreign Agricultural Service's (FAS) market development programs foster expanded trade activities in the exporting of U.S. agricultural products. OIG was asked to review concerns regarding U.S. trade practices, promotion efforts, and financing operations, and to identify areas for USDA to achieve greater results with improvements such as enhanced inter-department coordination.

OIG found that FAS does not formally track its efforts to expand exports or its outreach to U.S. exporters and thereby had no assurance that outreach efforts were effective in expanding U.S. agricultural exports. OIG issued recommendations intended to allow USDA to more effectively measure its accomplishments and thereby prioritize limited resources to better promote U.S. exports. FAS generally concurred with OIG's recommendations and has agreed to take corrective action on each.

**Reviewing the Tobacco Transition Payment Program**

Legislation enacted in 2004 ended the Depression-era tobacco quota program and established the 10-year, \$10.14 billion Tobacco Transition Payment Program (TTPP) to provide annual transitional payments to eligible tobacco quota holders and producers.<sup>11</sup> Payments began in FY 2005 and are funded through assessments on tobacco product manufacturers and importers. CCC estimates that payments made over the 10-year period will approximate \$6.7 billion to quota holders and \$2.9 billion to tobacco producers. OIG is conducting a three-phase review of TTPP. The first phase has now been completed; we examined FSA's controls on payments to quota holders and concluded that they were generally adequate to ensure that TTPP payments were issued to eligible quota holders. The second phase (audit of TTPP assessments) is ongoing and the final phase (audit of payments to producers) is planned for later this fiscal year.

**OIG Investigations: Farm Programs and Crop Insurance Fraud**

In FY 2007, OIG criminal investigators helped obtain 35 convictions in cases involving criminal activity related to FSA and Risk Management Agency operations. Our investigative work related to these two agencies achieved approximately \$21.6 million in monetary results during FY 2007.

***Uncovering Fraud Related to the Tobacco Program***

OIG conducted a joint investigation that resulted in two North Carolina men being ordered to forfeit \$4.5 million for their conspiracy to structure financial transactions to avoid filing currency transaction reports. The men used an extensive network of accomplices, family members, and friends to conduct over \$4.5 million of transactions in increments under \$10,000 to avoid filing the required reports. OIG agents determined that both men intentionally engaged in fraudulent actions



regarding the proper identification of tobacco grown under FSA's Burley Tobacco Marketing Program. The IRS, FBI, and Tennessee Bureau of Investigation participated in this investigation.

***Uncovering Fraud in the Crop Insurance Program***

OIG agents revealed a crop insurance scheme in Virginia wherein an insurance company supervisor and a claims adjuster colluded to misrepresent a tomato farmer's production records. The supervisor backdated forms to enable the producer to meet planting dates approved by RMA and falsified production totals to ensure the producer would realize a loss. The adjuster made false statements by verifying that he visited the producer's fields; in fact, no such visits were made. The producer was unaware of the actions taken by the supervisor and the adjuster. OIG determined that the misrepresentations resulted in the producer receiving a \$308,000 Federal crop insurance indemnity payment for purported tomato losses. The supervisor and the adjuster were sentenced in 2007; the supervisor was sentenced to 5 months' imprisonment and additional home detention; and the adjuster received a sentence of 24 months' probation. Both men were ordered to pay \$240,031 in restitution and were debarred by RMA from participation in the crop insurance program for 3 years.

A second crop insurance case investigated by OIG determined that producers in Georgia conspired to use a third producer as a "front." The scheme involved using the front's name as the producer because he had a higher production yield for tobacco. The two producers thereby received larger crop insurance payments during several years from 2000 to 2004 and paid cash to the front for his participation. OIG's investigation resulted in the two producers paying a combined restitution of \$739,000 to USDA prior to their sentencing for misprision (concealment) of a felony. The producers were each sentenced in August 2007 to 48 months' probation and fined \$80,000 in addition to the restitution. The front producer cooperated in the

---

<sup>11</sup> TTPP quota holders are the landowners of farms to which a tobacco quota was assigned.

investigation and received pretrial diversion.

**OIG Investigations: RD Programs—Fraud by Company Financial Officer  
Results in Sentence and Restitution**

OIG conducted an investigation into an Oklahoma manufacturing company's former chief financial officer who used falsified documents to obtain RD loans. Our investigation disclosed that the individual fraudulently obtained \$4.9 million in financial assistance from USDA and an Oklahoma bank, and another loan of \$275,000 from a local lender. USDA ultimately paid the lender \$1.8 million as a result of the loans going into default. The investigation resulted in the former financial officer being sentenced to 40 months' imprisonment and 60 months' supervised release. He was also ordered to pay \$3.8 million in restitution.

**OIG Oversight of the Crop Insurance Program in FY 2008: Planned and In Process**

***Reviewing RMA Compliance Activities***

RMA administers the Federal crop insurance program in a partnership with approved, private sector insurance providers (AIP). RMA is mandated to ensure integrity in the program; its actions include monitoring AIP performance and conducting various compliance activities. We are in the latter stages of our review of the effectiveness of the agency's compliance activities and expect to issue our report in mid-2008.

***Implementing an Effective Quality Control System for Crop Insurance***

We previously reported that RMA must have an effective quality control system in place to fully implement the Agricultural Risk Protection Act of 2000 and thereby strengthen the program's integrity and improve participant compliance. To date, we still have not reached management decision on three of the four recommendations in OIG's 2002 report. OIG recently initiated a review of the corrective actions planned and/or implemented by RMA. We will assess the agency's oversight activities

concerning AIP program delivery and examine whether AIPs have implemented the controls required to prevent/detect program abuses, waste, and improper payments.

***Evaluating Crop Losses and Indemnity Payments Due to Aflatoxin-Infected Corn***

RMA issued indemnity payments totaling \$27 million nationwide for the 2005 crop year due to Aflatoxin-infected corn.<sup>12</sup> Agency concerns about the market price data used to calculate the resulting indemnity payments led RMA to request OIG's assistance. We therefore initiated an audit to evaluate (1) whether RMA had sufficient management controls regarding those payments, (2) whether indemnity payments were properly determined, and (3) whether payments were based on reasonable reductions in market value, among other issues.

**OIG Oversight of Rural Development Programs in FY2008: Planned and In Process**

***Rural Business Cooperative Service: Reviewing Economic Development Loans to Intermediaries***

RBS' Intermediary Relending Program (IRP) seeks to increase economic activity and employment in rural communities and alleviate poverty by providing loans to local organizations that utilize the funds to make direct, smaller loans to eligible businesses and projects in the community. In FY 2007, the IRP had over 400 borrowers and a loan portfolio of \$687 million. Congress has appropriated approximately \$33 million for the IRP for each of the past 3 fiscal years. OIG is examining RBS' internal controls to determine if they are sufficient to ensure that IRP loan funds are properly spent. OIG will examine whether these loans are made to eligible borrowers for eligible purposes, the liens are appropriately used to secure the

---

<sup>12</sup> Aflatoxin, produced by the fungus *Aspergillus flavus*, is a potent carcinogen. Its presence in corn reduces marketability.

loans, and RBS' servicing actions are effectively managing collections, delinquencies, and defaults.

***Rural Rental Housing: Concerns About Owner Financial Data and Maintenance***

OIG has previously found theft of project funds by owners and management companies, totaling \$4.2 million.<sup>13</sup> The thefts contributed to deteriorated Rural Rental Housing (RRH) projects that threatened the health and safety of rural residents nationwide. We are planning a new review to determine whether there is adequate accounting for the financial data submitted by owners, whether the RRH project's operating expenses are reasonable and documented, and whether Rural Development's (RD) inspection procedures effectively resolve RRH maintenance and repair issues.

During FY 2008, OIG also plans to audit the Rural Housing Service's (RHS) management controls to determine if they are sufficient to limit delinquencies in the SFH Direct Loan Program.

***Rural Utilities Service: Broadband Loan Programs and Water and Waste Programs***

Based upon the findings of OIG's September 2005 audit, the House Agriculture Appropriations Subcommittee expressed concern that the Rural Utilities Service (RUS) had not taken sufficient corrective actions regarding its Broadband Loan Program. OIG reported that of the \$599 million in broadband funds reviewed, over \$340 million (67 percent) was expended for questionable purposes. We plan to conduct a comprehensive follow-up audit to determine RUS' progress in managing its broadband programs and address the specific concerns raised by the Subcommittee in 2007.

In FY 2007, RUS' Water and Waste Programs provided over 1.3 million rural subscribers with new or improved service facilities at a cost of approximately \$1.6 billion. These programs are limited to communities that have populations of 10,000 or less, with low median household income levels, and cannot obtain credit elsewhere. OIG plans to evaluate management controls in the agency's Southeast region to determine whether water and waste funding is being allocated only to communities meeting these criteria.

**Improving USDA Nutrition Programs: Oversight of Governmental and Private Entities**

In addition to our disaster food stamp program work, we also issued several other nutrition assistance program audits in 2007. We audited nonprofit sponsors in California and Nevada participating in the agency's Summer Food Service Program. We found several deficiencies in three sponsors' administration of the program, including unsafe food handling and storage. The sponsors also submitted reimbursement claims for unsupported and questionable costs. Our review of the Special Supplemental Nutrition Program for Women, Infants, and Children (WIC) in Puerto Rico determined that FNS had not ensured that the Commonwealth's agency resolved deficiencies noted in prior FNS reviews, including inadequate oversight of WIC vendors. Commonwealth WIC officials compromised the vendor bidding process by releasing information that allowed vendors to calculate bid prices in ways that increased food costs to the program and violated regulations by permitting in-store credits. These credits resulted in reimbursement to vendors for products that were not delivered to WIC participants.

---

<sup>13</sup> Rural Rental Housing Program, Uncovering Program Fraud and Threats to Tenant Health and Safety. OIG Report 04801-6-CH, issued March 1999.

In 2007, OIG also assessed the EBT system controls of the company that is the program's largest EBT processor. In FY 2008, we will continue our oversight in this field by reviewing elements of the EBT systems in Colorado and California.

#### **OIG Investigations: Targeting Fraud and Theft in USDA Nutrition Programs**

In FY 2007, OIG investigators helped obtain 77 convictions in cases involving criminal activity related to food stamp program/EBT fraud and achieved \$25.4 million in monetary results.<sup>14</sup> For criminal activity related to the WIC program in FY 2007, OIG investigators helped obtain 10 convictions and \$507,884 in monetary results. The following cases provide examples of the type of criminal activity and schemes our agents uncover.

##### ***Vendor Fraud in the Food Stamp Program***

A repeat offender of the food stamp program received an extended sentence after a joint investigation OIG conducted with Internal Revenue Service (IRS) and the Syracuse Police Department. The individual was a "straw owner" of a grocery store that redeemed over \$1 million in illegal food stamp benefits during 2005 and 2006. Seeking to hide his prior conviction on food stamp fraud, the individual had another person act as the store owner and obtain the FNS license necessary to redeem food stamp benefits. The straw owner purchased food stamp benefits for below face-value from recipients and was then reimbursed by the food stamp program for their full value. The OIG/joint investigation resulted in the former store owner being sentenced in June 2007 to 30 months in prison, 36 months' probation, and restitution of \$330,074 to USDA. The sentence will run consecutively with the 33-month sentence (currently being served) he received for money laundering in an earlier food stamp fraud case prosecuted in the Northern District of Ohio.

---

<sup>14</sup> Each of the monetary result statistics contained in this testimony statement were determined as required by the Inspector General Act of 1978, 5 U.S.C. App. 3 § 5.

OIG conducted an investigation with U.S. Immigration and Customs Enforcement (ICE) into the former owners of two Chicago grocery stores engaged in EBT trafficking. The owners redeemed approximately \$1.2 million in EBT benefits and over a year's time withdrew more than \$100,000 without reporting the financial transactions to IRS. The two were found guilty of wire fraud, aiding and abetting, money laundering, and conspiracy to avoid currency regulations. In September 2007, the first owner was sentenced to 90 months of imprisonment, to be followed by deportation and was ordered to pay \$1.1 million in restitution. The second owner was sentenced to 12 months' imprisonment and ordered to pay approximately \$61,000 in restitution.

***Investigations to Safeguard the Women, Infants, and Children Program***

A major OIG case involved an interstate conspiracy in which extremely large amounts of infant formula that were shoplifted in the Atlanta metro area were transported to New York in rental trucks. A covert search during the investigation revealed that the baby formula was stored in an infested, non-refrigerated storage unit during extreme heat conditions, causing the formula to become adulterated. The value of the stolen goods for the two organized crime organizations involved was approximately \$6.48 million. In December 2007, five members of the two organizations received sentences ranging from 27 to 60 months in Federal prison for conspiracy and 42 to 65 months for interstate transportation of stolen property. The five members each received an additional 36 months of supervised release. OIG investigated this case with FDA and the Organized Crime Unit of the Atlanta Police Department. Prosecutorial activity is ongoing.

We are currently awaiting sentencing in a case in which OIG agents determined that the husband and wife owners of a Michigan grocery store had fraudulently redeemed approximately \$917,000 in WIC coupons and food stamp benefits. In July 2007, the husband pled guilty to food stamp trafficking and agreed not to contest the forfeiture of approximately \$108,000 (including WIC vouchers) seized from his business and

residential properties. The woman was enrolled in Medicaid and childcare subsidy programs; she did not disclose her part-ownership in the store and provided false information regarding her family income, thereby improperly receiving over \$22,000 in Government subsidies. The wife pled guilty to false statements related to her welfare fraud. OIG worked this case jointly with the State of Michigan's Human Services Department.

OIG agents worked with Federal and local law enforcement agencies to reveal that an FNS authorized convenience store operator in North Carolina was involved with other individuals in a stolen infant formula theft ring and counterfeit pharmaceutical scheme. A Virginia man involved in the conspiracy had devised a scheme to illegally transport stolen "WIC approved" infant formula from the North Carolina convenience store to Virginia and New York. Two suspects paid undercover agents approximately \$100,000 for "stolen" infant formula that had a retail value in excess of \$700,000. The store operator was sentenced in June 2007 to 37 months in prison and 36 months' supervised probation; a deportation hearing will be held upon release. The individual responsible for transporting and trafficking the infant formula had previously pled guilty in Federal court. The FDA, FBI, and the Wilson, North Carolina, Police Department participated in the investigation.

### **III. Improving USDA Management**

#### **USDA's FY 2007 and 2006 Consolidated Financial Statement Audits**

Pursuant to the Chief Financial Officers Act of 1990 and Office of Management and Budget (OMB) guidance, Federal OIGs are responsible for annual audits of Departmental and agency financial statements to obtain reasonable assurance that the financial statements are free of material misstatements. For FY 2007, OIG issued a qualified opinion on the USDA Consolidated Financial Statements and the RD Financial Statements. The qualified opinions were the result of significant revisions



made to RD's credit reform processes related to the Single Family Housing Program cash flow model and subsidy re-estimates. We were unable to obtain sufficient evidence to support USDA's or Rural Development's financial statement amounts as of the end of FY07 for estimated allowances for subsidy costs.

The Commodity Credit Corporation, Forest Service (FS), FNS, and Federal Crop Insurance Corporation/RMA received unqualified opinions on their FY 2007 financial statements.<sup>15</sup> However, OIG noted that the Department needs to continue improving its overall financial management, information technology security and controls, and certain financial management processes. The Office of the Chief Financial Officer (OCFO) has immediate and long-term plans to substantially improve these financial and IT material weaknesses.

#### **Oversight of USDA's Information Technology Security**

Last fall, we issued our annual review of the Department's Federal Information Security Management Act (FISMA) efforts for FY 2007. Our review determined that the Department has improved its IT security oversight in several areas during the fiscal year. For example, the inventory of agency systems had significantly improved. In other areas, such as the certification and accreditation (C&A) process, improvements were noted, but additional work is still needed. However, a continuing material IT control weakness exists within the Department due to the lack of an effective, Departmentwide IT security plan. In our view, an effective plan would measurably improve USDA's ability to correct IT issues that affect its agencies and the Department as a whole. If the Department and its agencies effectively identify and prioritize the IT risks that exist and work collaboratively to resolve them, they can implement a time-phased plan to systematically mitigate them. Increased agency emphasis will facilitate improvements in compliance with required standards,

plan of action and milestones reporting, risk level characterization, C&A of key IT processes, Privacy Act implementation and encryption, and configuration management.

The Department concurred with OIG findings and recommendations and is taking steps to implement corrective actions. USDA officials advise that these IT control weaknesses are complex, affect most agencies within the Department, and will take time to fully resolve.

### **Processing USDA Employee Civil Rights Complaints**

In response to a Congressional request, we followed up on an earlier OIG review and evaluated USDA's performance in tracking and processing equal employment opportunity (EEO) complaints from USDA employees and job applicants.<sup>15</sup> We found that the Office of Civil Rights (CR, now known as the Office of Adjudication and Compliance) had significantly reduced the time required to complete an average case by approximately 50% from 1997 through 2006. The agency also began implementation of its Civil Rights Enterprise System (CRES) a web-based application that enables USDA agencies and CR to use a single, improved automated system for processing/tracking EEO complaints. Previously, USDA agencies all maintained separate systems that were not reconciled. However, our audit also found that CR could not track EEO complaints effectively or process them on time and material weaknesses persisted in CR's management control structure and environment. Consequently, CR continued to miss Equal Employment Opportunity Commission (EEOC) required timeframes. While the implementation of CRES was a positive step,

---

<sup>15</sup> An unqualified opinion means USDA and standalone agencies' financial statements fairly presented their financial position and related reporting.

<sup>16</sup> Office of Civil Rights – Management of Employment Complaints. OIG report 60801-3-HQ, issued March 10, 2000.

CR did not establish sufficient protocols in the system to ensure the accuracy and sufficiency of complaint data.

In response to OIG's recommendations, CR agreed to a series of corrective measures. These include developing a detailed formal plan to process EEO complaints timely and effectively, fully test and implement improved CRES protocols and validate the accuracy of its complaint information, and implement procedures to control and monitor case file documentation and organization.

#### **OIG Investigations Involving USDA Employees**

In addition to OIG's law enforcement activities regarding external parties and individuals who violate Federal laws pertaining to USDA programs and operations, we are responsible for examining and investigating allegations that USDA employees have engaged in serious misconduct or criminal activity related to their employment. Following are two examples of such cases from 2007.

An OIG investigation involving a former RD Community Development Technician with 25 years of Federal service revealed that the individual had created fictitious loan files and grant applications. The former employee wrote checks from an agency supervised account regarding fictitious loan applications and stole the funds for her personal use. The former employee was sentenced to serve 24 months in prison, followed by 36 months' supervised release, and ordered to pay \$160,484 in restitution for embezzlement.

Following a joint OIG-FBI investigation, an Illinois man was arrested by the Cairo, Illinois, Police Department and found to possess hundreds of counterfeit identification cards, including two APHIS Veterinary Service photo identification (ID) cards. The police also found an identification-making machine and related paraphernalia. The individual utilized the false ID cards to cash fabricated checks at

grocery stores throughout the Midwest. He was sentenced in Federal court in May 2007 to 60 months in prison, 60 months of supervised release, and ordered to pay \$26,129 in restitution for the manufacture/possession of counterfeit USDA identification documents.

#### **Oversight Work Regarding USDA Management in FY 2008: Planned and In Process**

##### ***The Use of Suspension and Debarment in USDA.***

OIG is conducting an audit to assess the use of suspension and debarment procedures by USDA agencies. We will determine the extent to which USDA personnel are effectively using and enforcing existing authorities, so that individuals and entities found to have previously abused Federal programs do not cause further injury or loss to the Government.

#### **IV. The Stewardship of USDA's Natural Resources**

##### **Implementation of Renewable Energy Programs in USDA**

In 2006, the President developed the Advanced Energy Initiative to reduce the Nation's dependence on foreign energy sources as a matter of economic and national security. USDA established an Energy Council to coordinate and guide renewable energy activities within the Department and with other Federal departments. USDA uses its renewable energy funding to conduct research and to provide loans and grants to build facilities for ethanol, cellulosic, wind, and solar renewable energy projects.

OIG has an audit ongoing to evaluate the Department's efforts to promote renewable energy projects, as it was directed by the 2002 Farm Bill, the 2005 Energy Policy Act, and the Advanced Energy Initiative. Our review includes an assessment of the

agencies' internal controls regarding recipient eligibility, the issuance of renewable energy funds, and the coordination of renewable energy research within USDA. Our audit work is focusing on renewable energy activities at the Departmental level and within the following agencies: RBS; RUS; Agricultural Research Service; Cooperative State Research, Education, and Extension Service; and FS. We anticipate releasing this report in April 2008.

**Natural Resources Oversight Work for FY 2008: Planned and In Process**

***Conservation: Wetlands Reserve Program – Restoration Costs and Oversight***

The Wetlands Reserve Program (WRP) assists private landowners by providing financial and technical assistance to restore, enhance, and protect wetlands in a cost-effective manner through long-term easements and cost-share agreements. WRP focuses on enrolling marginal lands that have a history of crop failure or low yields and restoring and protecting degraded wetlands. OIG is examining WRP restoration costs and NRCS' monitoring of restoration efforts on these lands.

***Farm and Ranch Lands Protection Program – Review of Non-Governmental Organizations.***

The Farm and Ranch Lands Protection Program provides matching funds to purchase development rights to keep productive farm and ranch lands in agricultural use. NRCS uses cooperative agreements to partner with State, tribal, or local governments and non-governmental organizations (NGO) to acquire conservation easements or other interests in land from landowners. Due to our 2006 audit findings that an NGO circumvented NRCS policies, we initiated a nationwide audit to evaluate the adequacy of NRCS' controls regarding NGOs and the appraisals used in conservation easement purchases.

***Effectiveness of NRCS' Reviews Regarding Producer Compliance with Conservation Requirements***

In order to maintain their eligibility for USDA program benefits, producers are required to apply conservation systems to control soil loss or preserve wetlands on highly erodible lands and wetlands. NRCS implemented a status review process to assess producer compliance with its conservation requirements and thereby determine (with FSA) producers' continued eligibility for farm program benefits. Due to problems disclosed in prior OIG and Government Accountability Office audits, OIG is reviewing actions taken by NRCS to address our prior findings and recommendations and evaluating the agency's current status review operations.

**OIG Oversight of Forest Service Programs and Operations**

While I recognize that the Subcommittee does not appropriate funds for FS, I would like to briefly discuss OIG's oversight work related to FS because it is an important area of oversight responsibility for us. Due to FS' vast size—a budget of \$4.4 billion and approximately 30,000 FTEs in FY 2008—and its vital mission to manage America's national forests and grasslands, OIG devotes considerable resources to FS oversight activities.

To address concerns about the airworthiness of firefighting aircraft, we audited the FS Air Safety Program to determine whether it minimizes the risk of accidents and contributes to the effective use of aerial resources.<sup>17</sup> We concluded that FS has made strides in improving its air safety program, but believe the agency still needs to implement an airworthiness assessment and maintenance program for all of its aircraft that is targeted towards the demands that a firefighting flight environment imposes on aircraft.

---

<sup>17</sup> Forest Service's Air Safety Program. OIG Report 08601-48-SF, issued February 2008.

In 2007 and 2008, OIG provided testimony on three occasions to House and Senate committees regarding our work assessing the increasing, large fire suppression costs borne by USDA/FS, and the over-accumulation of hazardous fuels in the national forests that is contributing to these larger and more destructive fires.<sup>18</sup> We advised that the majority of FS' large fire suppression costs (50% to 95%) are directly linked to protecting private property in the Wildland Urban Interface. At the time of our audit, FS did not have the ability to ensure that the highest priority fuels reduction projects were funded first. The financial burdens on FS due to wildland firefighting are likely to continue to rise because of current public expectations and uncertainties about Federal, State, and local responsibilities.

#### **OIG Investigations: FS Operations and Personnel**

As part of our FS oversight responsibilities, OIG has a statutory duty to conduct an independent investigation into the death of an officer or an employee of the Forest Service that is caused by wildfire entrapment or burnover and to provide the results of our investigation to the Secretary and Congress. With the support of this Subcommittee, we therefore established our Wildland Fire Investigation Team (WFIT) to ensure that select OIG criminal investigators receive extensive training in the highly specialized field of wildland fire fighting. We currently have two investigations ongoing related to FS firefighter fatalities. The first pertains to the Thirtymile Fire that occurred in July 2001 in the Chewuch River Canyon area north of Winthrop, Washington. The second ongoing investigation pertains to the FS fatalities that occurred during the Esperanza Fire that occurred in October 2006 in Riverside County, California.

A further OIG investigation of note regarding FS in 2007 was our investigation into the cause of several 2004 wildfires in the Coconino National Forest (Arizona) that

---

<sup>18</sup> Fire suppression costs for FS averaged \$994 million annually from FY98 through FY06. Suppression costs for the 2007 fire season are estimated to exceed \$1.3 billion.

consumed 24 acres. OIG agents found evidence that a long-serving, experienced FS fire management officer had intentionally set the fires. The former FS employee eventually confessed to starting two wildfires in the forest and retired during the course of the investigation. He was sentenced in Federal court in June 2007 to 24 months in prison and 36 months of supervised release and ordered to pay a total of \$15,390 in fines and restitution.

#### **FS Oversight Work for FY 2008: Planned and In Process**

We have audit initiatives underway to review FS' firefighting succession planning (ensuring the agency will have a sufficient number of skilled, well-trained Incident Commanders), the agency's use of contract labor crews, and its replacement plan for firefighting aerial resources. We also plan to review FS' acquisition practices for IT hardware and software.

#### **V. OIG's FY 2009 Budget Request**

Finally, I would like to provide the Subcommittee with information describing OIG's budget situation in FY 2008 and the President's FY 2009 request for OIG. We are very appreciative of the support this Subcommittee has always shown for OIG's work and your understanding of our need for resources to produce that work. We are providing this information to assist you with your review of the FY 2009 budget request.

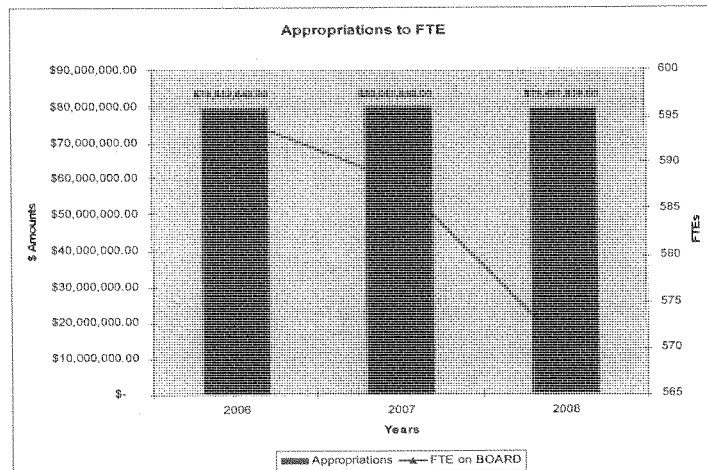
#### **OIG's Current Budget Situation**

As the chart below demonstrates, OIG's Congressional appropriation was essentially straight-lined between FYs 2006 and 2007, and actually went down between FYs 2007 and 2008. For FY 2008, the President had requested \$83,998,000 in appropriated funds for OIG. OIG received only \$79,491,000 (an appropriation of

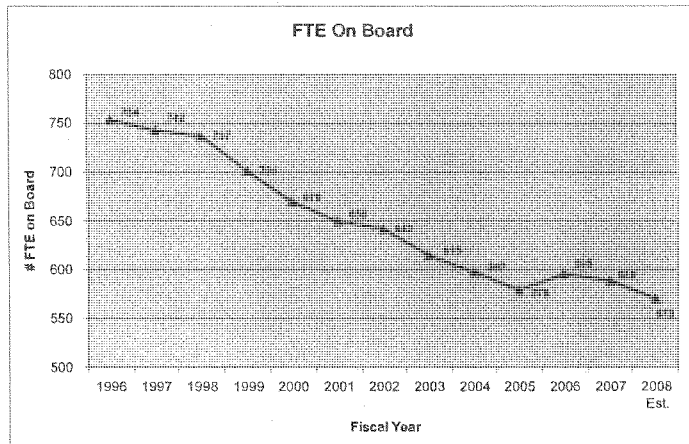


\$80,052,000 minus a rescission of \$560,364). This does not include funding requested to cover the mandatory pay raise, allow OIG to expand its work on crop insurance issues, or make needed improvements to its IT infrastructure.

In order to live within these budget constraints, meet our mission as best we can, and fund legislatively mandated pay increases, OIG has now reached the point where it has instituted a hiring freeze with the goal of reducing staff levels. By the end of FY 2008, our plan calls for OIG staffing levels to be reduced, through attrition, to 570—which is a reduction of 18 staff from FY 2007, which itself was a reduction of 7 staff over FY 2006.



Unfortunately, these reductions follow an extended period of decline for OIG staffing levels. In the 10 years between FY 1996 and FY 2006, OIG staff declined approximately 22%. With the reductions over the last two years, OIG has lost 26% (or more than a quarter) of its work capacity in just a dozen years.



Staff reductions alone do not tell the full story of operational changes OIG has had to make. For FY 2008, for instance, we have made a series of tough budget decisions to enable us to live within our appropriated funds.

- We postponed equipment purchases for the National Computer Forensics Division (NCFD), which are necessary to keep that unit within compliance with professional equipment and training standards.
- We postponed necessary training and equipment purchases for the Emergency Response Program (ERP).
- We cut a total of \$900,000 from our IT budget. Most recently, we concluded that we would have to skip a year in our normal cycle of replacing one third of our laptops each year. We cannot suspend this replenishment cycle another year without finding ourselves in the position of having laptops that will not be compatible with the new operating system USDA is expecting to roll out in

FY 2009 or FY 2010.

- We cut basically all other OIG discretionary spending (contracting, training, and travel) by an average of 8%. The travel cuts were particularly painful as they have a direct effect on the number and scope of the audits and investigations OIG can do. Where previously an audit might have included sufficient sites to support nationwide projections and recommendations, we will likely have to limit a number of our future audits to a regional scope.

**President's FY 2009 Budget Request for OIG**

The President's Budget request for OIG for FY 2009 is \$85,776,000. The request would enable OIG to:

- Cover the mandatory pay raise costs expected for FY 2009.
- Eliminate the hiring freeze and address critical vacancies.
- Purchase two new Storage Area Networks (SAN) to enable OIG to take advantage of data replication and disaster recovery options not available when OIG's current SANs (which go out of warranty in FY 2009) were purchased.
- Make the delayed purchases to support our NCFD and ERP.
- Restore funds cut from Audit and Investigations travel, thereby increasing the scope of work we can perform.

If, however, OIG does not receive the staff support and IT costs requested by the President, OIG would have to reduce staff further in FY 2009. We estimate the FY 2009 staff reduction necessary should OIG not receive the requested funding, to

be 21 staff or almost 4% under the already drastically reduced FY 2008 levels. OIG staff would then be down 30% since FY 2006.<sup>19</sup>

OIG's ability to provide services to the Department, Congress, and the public is directly tied to the number of staff it can support through pay and related costs. Over the last 3 fiscal years, management has agreed to over 1,143 OIG recommendations for program improvements and over \$1.8 billion in OIG financial recommendations and investigative recoveries. Those numbers—which are really just a statistical barometer of OIG's impact on Departmental operations—will most likely decrease as our staff continues to decline, as will our ability to do the types of work we summarized for you today in this testimony. We have done all we can to do more with less; we are now at that juncture where, in truth, we can only do less with less.

- In FY 2008 alone, our Audit office will lose approximately 12 work years and \$400,000 in travel funds. Several audits (including some identified as high priority) will need to be delayed; the scope of some audits will have to be reduced; and some audits will have to be cancelled outright. The following is a partial list of audits that have already been delayed and may have to be cancelled later.

- 1) An audit of the National Organic Program, which was scheduled to start in January 2008 will now be delayed until August 2008. Organic food sales have grown between 14 to 21% each year since 1997. Sales of organic foods in 2006 exceeded \$16 billion dollars. However, with the staffing and travel

---

<sup>19</sup> This estimated reduction is based on the following assumptions: OIG would have to absorb a pay cost approximate to the \$1.9 million we absorbed this year, the postponed NCFD and ERP enhancements would have to be funded at .3 million, and one-third of OIG laptops would need to be replaced at approximately .4 million. This would equal a total additional cost of \$2.6 million that would have to be absorbed at OIG's current budget level. Estimating \$122 thousand per FTE, that would be approximately 21 staff.

requirements for this audit, the work will need to be split between 2 fiscal years to have sufficient resources to conduct the audit.

- 2) Audits addressing WIC vendor monitoring, new farm programs included in the Farm Bill, acquisition of IT software and hardware, the FSA comprehensive compliance system, and the RMA National Program Operations Review are being delayed, and no estimated start date has been set due to lack of currently available resources. These audits involve billions of dollars in program payments and analyses of agency internal control and compliance systems that help ensure program integrity.
- Should staff, equipment, and travel resources available to our Investigations office continue to diminish, OIG will have to increasingly limit our investigative focus only to those food safety and security issues that directly imperil public health. The resources dedicated to detecting and preventing fraud in USDA programs would have to decline, in order to preserve our ability to work on critical safety and security cases. Unfortunately, this reduced capacity for fraud investigations would likely end in greater cash losses to the Federal Government than are saved by the cuts to OIG.

It is to avoid further limitations on OIG's ability to provide independent, effective audit and investigations coverage to USDA programs and operations that we are asking for your support of the President's Budget Request for FY 2009 for OIG.

This concludes my testimony. I want to again thank the Members of the Subcommittee for the opportunity to discuss the work of OIG with you. My senior management team and I will be pleased to address any questions you may have.

NATURAL RESOURCES CONSERVATION SERVICE AND FARM SERVICE  
AGENCY

Ms. DELAURO. Thank you very much. I would like to start with the NRCS and FSA coordination and communication. We were concerned when we read the OIG's August 2007 audit that reviewed how NRCS and FSA were working together in California. The report surveyed how USDA was delivering free conservation programs in California. The Wetlands Reserve Program, Grassland Reserve Program, Emergency Watershed Protection Program.

The findings are that NRCS and FSA were not communicating, and FSA was making millions of dollars in improper payments. When landowners participate in both farm subsidy and the conservation easement programs, the two agencies are supposed to share information so that the public doesn't pay the landowner twice. It's double dipping. First for purchasing the conservation easement, and second for crop subsidy payments on base acres. So they are supposed to coordinate, as we understand it, to make appropriate payment.

What's more frustrating, however, was that OIG had made the same exact finding in an earlier audit of the same program in the same state. In August 2005, OIG reviewed Wetlands Reserve Program in California, found that NRCS had not informed FSA of several conservation easements they had purchased, resulting in FSA making improper payments to landowners.

The earlier audit exemplified the need for the two agencies to get their acts together, in essence, and to deal with interagency communication. And OIG again had identified the very issue as a major management challenge from at least 2004 to 2007. You reviewed 58 recorded easements for three programs and only eight counted in California. Even on such a small scale, you identified about \$1.4 million in improper payment.

In one's mind, if you magnify the programs across all 50 states and 3,000 counties, you can begin to imagine fairly large dollar figures, some fairly significant cost to the public for the failure of the agencies to communicate with one another and to share simple data. It shouldn't be rocket science to be able to do that.

Let me ask you a couple of questions as a follow to laying this out. Is this a confined case of poor communication between these two agencies, or is this a broader and systemic failure to coordinate their program responsibilities? Should the committee be concerned that similar double payments are occurring in more than just California, for potentially in all 50 states?

Are there other programs such as conservation compliance that OIG is aware of where NRCS and FSA regularly fail to coordinate? If so, what's the magnitude of this lack of communication, and has the cooperation between NRCS and FSA improved since your August 2007 audit report? And what steps have the agencies taken to address your findings?

Ms. FONG. Okay. There are a lot of questions in there. I will address a few of them, then I will turn to Bob, and he will probably have some other thoughts. In terms of the broadness of the issue, as you know, we do a management challenge report every year, as

to what we believe the top management challenges facing the Department are.

And one of the challenges we have identified for a number of years is the need for better coordination in general within the Department, between agencies. And this would be an example of the need for very close coordination between agencies.

I think, to answer another one of your questions, we've seen an issue between RMA and FSA where there's a need to coordinate both programs to avoid duplicate payments as well. I think it's an issue that, you know, in the food safety arena, with FSIS and APHIS. We've in the past also pointed that out.

In terms of this particular issue in conservation——

Ms. DELAURO. So my conclusion from that is that we do have difficulty with the agencies really coordinating and cooperating with one another. This isn't just these two agencies where there's poor communication, and the ramifications of that have essentially to do with what kinds of resources are being spent and being able to not be involved in duplicate payments, if that's the case or other areas where you deal with inefficiencies in either services or resources. Is that accurate?

Ms. FONG. I think it's fair to say that this is a challenge that a huge entity would face. And, yes, we do see examples of it.

Ms. DELAURO. Fine.

Ms. FONG. Okay. Bob.

Mr. YOUNG. Yes.

Ms. FONG. Would you like any more——

Ms. DELAURO. Well, I don't know if you were going to address any——

Ms. FONG. The conservation program?

Ms. DELAURO [continuing]. Of the other areas——

Ms. FONG. Yeah. In terms of——

Ms. DELAURO [continuing]. Going to be Bob. Go ahead.

Ms. FONG. I guess the question that you also posed is whether this is an issue confined to California or whether it's potentially a conservation issue across the country. And, Bob, you might have more insight into that.

Mr. YOUNG. Yes. We confined our reviews to California and have been working with both NRCS and the Farm Service Agency. They agreed that this was a systemic problem across the U.S. In other words, wherever the programs were being implemented. And they agreed with our findings. They—both agencies have since the issuance of the report, provided additional guidance to their states and counties where they were to exchange information, and that effort would prevent this from happening again.

Now we haven't done any additional work with the actions they proposed and have taken, but we feel that will go a long way to addressing these issues. As far as problems in USDA, there's a lot of problems along those lines. Many of these agencies were established as stovepipe agencies. In other words, they had their programs, they delivered their programs, and they didn't worry about sharing with others.

In some instances—we can look at NRCS. For years, they didn't make payments. The payments were all processed through the Farm Service Agency. So in many instances, these—with NRCS

having funds and making payments, that's new to them. So in some of this, it's a growing learning process that they have to go through that they need to work with one another and share information. This also holds true for other programs in the farm area.

Ms. DELAURO. Just quickly, how will you monitor these efforts? Or is that part of your responsibility is to monitor—because the question is, have they improved since 2007, or—

Mr. YOUNG. Well—

Ms. DELAURO. Just last August, I'm just asking—how do we—

Ms. FONG. Well, there are two things that we do. When we issue an audit recommendation, we work with the agency to make sure that they respond to that recommendation, we try to reach an agreement as to what they're going to do to actually deal with the problem. And that's the first step.

The second step is for us to wait a period of years, as we did with California in this case, and then to go back in and take another look at it and see if the action that the agency took actually did fix the problem or whether the problem is still there.

Ms. DELAURO. Very quickly, and I will yield to Mr. Kingston. Does it make sense to understand the—doing this nationwide where it occurs, try to get some more in-depth knowledge, or do you think we have enough information to extrapolate what the cost to the taxpayer is in these overpayments?

Mr. YOUNG. As far as OIG determining what the total cost, we don't have sufficient data to do that. However, going back to the agency, one of the things they agreed to was to, when they put out the guidance, was to have their counties work to determine if there were any overpayments made. So through their efforts, hopefully, they had collected any improper payments.

We could, through NRCS and the Farm Service Agency, hopefully come up with what that figure is. We don't have it currently.

Ms. DELAURO. Okay. Thank you. Mr. Kingston.

#### HURRICANE ISSUES

Mr. KINGSTON. Thank you, Madam Chairman. I wanted to ask you, Ms. Fong, about Katrina. Your testimony kind of broad brushes it, but what I was looking for are stats on how much potential waste there is out there. I think that Katrina was certainly a low point in terms of the government to respond, and respond effectively. There's been a lot of publicity about the 35,000 trailers with formaldehyde.

But, you know, I guess I am saying I'm looking for some stats on how—tell me how well USDA's role was or how bad it was.

Ms. FONG. Okay. Our general sense was that USDA did a very good job of responding—

Mr. KINGSTON. Remember the President's famous words to Michael Brown?

Ms. FONG. Yes. Yes. Exactly.

Mr. KINGSTON. Be careful. [Laughter.]

Ms. FONG. I take that back. [Laughter.]

Did a pretty good job.

Mr. KINGSTON. Nobody did a good job. That's okay, you know.

Ms. FONG. There's always room for improvement, of course. We did undertake a number of audits. I think we did eight or nine of



them across the range of programs that dealt with hurricane emergency relief, and we also had some investigative work because there were allegations that people were taking advantage of the situation.

And what we found—and Bob can offer more detail on the audit work—was that in particular in the housing programs, there were some duplicate payments that were made because the coordination between the agencies that make payments was not as good as it could have been. I'm thinking in particular that HUD has responsibilities, FEMA has responsibilities, and USDA does.

We all offer payments to people who have been displaced. And one of the things, one of the lessons learned that we gathered from that is that there needs to be closer coordination among those three departments whenever there's a disaster and there are housing issues. We found in our particular case, we looked at multifamily housing. We found that there were about \$2.6 million in emergency rental housing funds that were provided that were duplicative and probably shouldn't have been provided. So that gives you a sense of that program.

In terms of the emergency food stamp program, we looked at it from a control standpoint, and Bob can talk about that. From the investigative standpoint, we have a number of cases involving individuals who may have filed for emergency food stamp benefits for which they were not eligible. Those cases have been working their way through the prosecution system. We've gotten a number of convictions. The dollar fraud tends to be rather small in terms of individuals, so I'll defer to Karen for more detail on that. Bob.

Mr. YOUNG. Well, I can—from an audit perspective, the sheer volume of what these agencies were handling during the hurricane just quadrupled in many cases. A good example might be in Mississippi where they normally have approximately 25 applications per year for assistance, for housing assistance, during the hurricane or right after the hurricane, they received 1,677 applications. So you can see the sheer volume was huge.

So under those circumstances, I think they did a fairly good job. But with that stated, we found a number of cases where the individuals tried to, you know, get extra payments. They were involved in defrauding the program. The three that I can mention was the Food Nutrition Service had their disaster food stamp program.

I think they were able to go out and service a huge number of food stamp—people participating in the food stamp program. In the process, one of the problems they had was the states were to develop plans to handle disaster food stamps, and their plans didn't always cover everything they needed to.

One of the things they didn't cover was how to prevent fraud. And we had individuals going out and trying. If they didn't get the food stamps at one location, they would go back and try again, or they would use a different member of the family to try to get food stamps. The states weren't necessarily collecting the data on who had been turned down and data for other family members. So as a result, there's no way to catch or to identify that fraud.

Mr. KINGSTON. Now on your best practices recommendations, would that take care of that problem?

Mr. YOUNG. Yes. What we tried to do is, we made recommendations that if anything of this type of disaster would happen again, what are the things that need to happen now so the agencies are prepared to implement the programs if there was ever a disaster again?

And so one of the things that we recommended to the Food Nutrition Service that they needed to provide better guidance to the states on what they needed to do when it comes to the food stamp disaster plans.

#### AGENCY EFFICIENCY

Mr. KINGSTON. Okay. I wanted to ask one more question, and I'm dangerously close to being out of time. But the question that I have for you, Ms. Fong, is a little bit different. Do you ever study agency efficiency? One of the things that drives all of us crazy on a bipartisan basis is when we put language in a bill and the USDA seems to ignore it or drag their feet for whatever reason, or make decisions on kind of a casework basis, grants and loans, and then kind of back off it. And it seems like we spend a tremendous amount of time getting USDA to do what's already been decided. And have you ever studied that kind of agency inefficiency?

And if not, what I would like to do is be able to write you and say, hey, you know, they are supposed to be doing blank. Can you explain to me why I'm wrong in criticizing them for not doing it?

Ms. FONG. We try to look at efficiency in virtually every audit and review that we do. And I think, you know, if you look at the kinds of work that we do, we're going in there to see whether or not the program is delivering the way Congress wanted it to deliver and whether or not it's being done in a cost effective and efficient way. We try to answer those questions in most of our reviews.

If there is a particular program or issue that you're interested in, we would be very happy to work with you on that.

Mr. KINGSTON. I think there would, because I know frequently, you know, sometimes it works in our favor. Sometimes it works against us, but it does seem like it just drives you crazy when we fight hard to come up with legislation. Whether you're on the winning side or the losing side, you think the battle is over with, and then it gets to the agencies, and, you know, we may or may not ignore that particular language. So I think that would be useful for all of us to know that you would be, you know, a third party.

I yield back.

Ms. DELAURO. Mr. Latham.

#### DEPARTMENT COMMUNICATION ISSUES

Mr. LATHAM. Thank you, Madam Chairman. I want to follow up just a little bit on your concerns with FSA and NRCS, and I think also management.

What—is the problem—and this has just bothered me for years and years. We have tried to fix it as far as the—you talked about the stovepipe mentality down there. Are they able to communicate with each other by computers any more? You know, the FSA had a horrible problem last year. They had to work at night. They closed their offices for service to farmers in the daytime, just be-

cause of the backup of the computers, I think in Kansas City. Just the situation was causing havoc all through the entire system.

But are they even able to communicate with each other? I don't think, you know, we haven't really gone, you know, we're still trying to get into the 20th Century sometimes, let alone the 21st Century I think. And with the mentality errors or just institutional resistance to communication? What is it?

Ms. FONG. I don't attribute this to any negative intent or bad intent. I think what we're dealing with here, as you point out, is, and as Bob has pointed out—

Mr. LATHAM. Is it just the nature of the bureaucracy?

Ms. FONG. It's such a huge organization. It's a multi-entity corporation in a lot of ways. I think when we have our conversations at the policy level, the managers and heads of the agencies understand the issues, and then it filters down. But it does take time to change an organizational culture and to turn a ship around.

In terms of the IT systems, I know that the Department is trying very hard to modernize and to bring into play a system that will allow everyone across the Department to communicate effectively. That's going to take time. It's going to take a lot of dollars.

Mr. LATHAM. We've been pumping hundreds of millions of dollars, for years and years, into the system to try and get people to integrate. At least I think we've gone now to the point where the North Building can talk to the South Building. [Laughter.]

Mr. LATHAM. But, I mean, this is outrageous. I mean, is there a similar problem with risk management as far as communication with FSA? Is it just an isolated problem, or is this just department-wide?

#### DEPARTMENT COMMUNICATION ISSUES

Mr. YOUNG. Well, yes, it's—I think there's department-wide issues. The example between the Farm Service Agency and the Risk Management Agency, oftentimes, the best example we can use is that you have one agency, and they talk about fields, and their programs what's planted in each field. You have another agency being risked and they talk about tracts of land, which can be multiple fields.

So, you know, the problem isn't just, you know, being able to communicate back and forth. In some instances, the problem is much deeper, as the programs are set up much differently. And to be able—those two agencies, for example, need to talk to one another. If you have a loss, okay, what impact does that loss have on the programs in say the Farm Service Agency?

But if you can't identify exactly what field they're on because we're using different terminology, it makes it more difficult for those agencies to coordinate payments to make sure there's not overpayments or underpayments. So it's a huge problem.

Mr. LATHAM. So what are we doing? What would you suggest? Do you have a recommendation?

Mr. YOUNG. Well, we've made a number of recommendations. Right now in that particular case I just mentioned, they have a team pulled together with representatives from both agencies working to develop systems where they use common terms. They

adjust the programs so they're using, you know, the same description for a field.

Unfortunately, that process has been very slow. And I think they're still talking about it taking another four to five years to get this in place.

Mr. LATHAM. Isn't it a huge problem for you to find waste, fraud and abuse, especially fraud, if you have systems that are not compatible? And how do you actually identify these things if there's no set standard throughout the Department?

Mr. YOUNG. Yes, it does make it more difficult for us. [Laughter.]

Ms. FONG. You know, we have been pointing out this particular issue for a number of years, and it relates back, as Mr. Kingston mentions, this relates back to the ARPA of 2002, which mandated that those two agencies get together and develop a common database. And I know that they've been trying to do it. They haven't yet succeeded. And we report it as often as we can.

Mr. LATHAM. I remember at least six, eight years ago sitting here and we had put \$110 million I think into IT to try and upgrade and have everybody talking. And still they come back the next year and go, well, I don't think it's going to work, you know. I don't know. Somebody ate the book, I guess.

Thank you, Madam.

Ms. DELAURO. Then I want to recognize Mr. Alexander. But I think oftentimes one of the, as I understand it, in many instances, both of these agencies are in the same office. They're in the same office. I mean, at least when I went out to Kansas, they were in the same office. And talk about—I mentioned in my statement 2004 to 2007, this was NRCS and FSA trying to get them to communicate with one another.

You go to RMA, the Risk Management, to date, they've only—they haven't reached a management decision on three of four recommendations from the 2002 OIG report. It really is staggering. And in the meantime, you're talking about four to five years.

You know, this is serious waste. I don't want to characterize it as fraud, because I don't want to, you know, tag people with saying that they're doing something wrong. But the ineptness of the agency is—or the agencies—is wasting millions of taxpayer dollars. And then we figure out—and we wonder why people are concerned about what it is that we do at the Federal Government, so. Anyway, that was my—

Mr. LATHAM. If I may, I mean, you're right. It's waste. But it opens the system up for fraud, also.

Ms. DELAURO. Without question. And I didn't want to imply it, but I'm just saying is, is that look, if you just, you know, didn't want to make that implication, we ought to be efficient enough to be able to know who we've paid and who we haven't paid. I mean—and it should not take four to five years.

Mr. Alexander. I'm sorry to hold you up.

Mr. ALEXANDER. That's okay, and good morning to you all. Expanding on what everybody else has already talked about, something that fascinates me is the fact that we have individuals that will come before the committee—I sit on the Budget Committee also, and we'll hear about agency heads patting themselves on the back because we found somebody out there abusing the system. For

instance, you've already talked about landowners that might get paid to farm and get paid for conservation on the same piece of property.

We've heard testimony in the Budget Committee of dentists that have been charged—or charging the taxpayers with 900 procedures in one day. Well, it shouldn't take an auditor to find that. Does somebody—somebody, somewhere has to approve the payment of that. Is it—are we to assume that somebody just said, this is a real busy dentist. Let's just go ahead and pay it. [Laughter.]

Mr. ALEXANDER. The point being, we never hear about individuals on the inside. We know there are those outside that want to abuse the system, but what about the mistakes and the abuse taking place inside? Are there agencies—we don't have any way of knowing whether there may be individuals out there that get conservation payments, two or three, for the same piece of property. You know, if we have to assume they're getting paid to farm and conserve the property, too, then we have to assume there are those out there that are getting multiple checks for the same piece of property.

But, again, the point being that we never hear about those inside that are writing these checks getting caught and having to be punished, for whatever that's worth.

Thank you.

Ms. DELAURO. Well, maybe the thought came up—I don't know if agencies have any self-auditing capacity. Do any of these agencies have self-auditing capacity?

Ms. FONG. Well, I believe a number of them do have management review and quality control operations. FSA does, RMA, FSIS, and APHIS to name a few.

Mr. ALEXANDER. Well, Madam Chairman, that's the point I was trying to make. It shouldn't take an auditor. Somebody had to approve a dentist getting paid 900 times for—

Ms. DELAURO. Right. But I don't know what the internal mechanism is.

Mr. ALEXANDER [continuing]. For a procedure in the same day.

Ms. DELAURO. You know, for oversight. Who is monitoring that process? Maybe—I just thought with the California, and I don't know if this is doable with the—and I know nationwide these are expensive efforts, these audits—if there would be a couple more states that might be looked at. Just get a size or scope of where we are on this. Is that doable, or?

Mr. YOUNG. We can certainly—

Ms. DELAURO. But you need more resources to do it? I know. I know.

Mr. YOUNG. They're expensive audits.

Ms. DELAURO. Yeah.

Mr. YOUNG. Because of the travel involved in them. In most cases, if we can get an agency to agree that they have a problem and to move out and take corrective action based on only looking at one or two states rather than going to 10 or 12—

Ms. DELAURO. Right. Yeah.

Mr. YOUNG. And essentially, that's—we look at that as a success. Because it saves us resources and gets the issues addressed.

## CONSERVATION SECURITY PROGRAM

Ms. DELAURO. I'm going to just try and wrap up on my questions with regard to conservation. And I noted in your December 2000 semi-annual report to Congress that the OIG plans to conduct an audit of the Conservation Security Program, the CSP program, and they're going to do that in 2008.

And, quickly, what triggers your concern about the program? What aspects of the program will your audit focus on? Have you started the audit? And when do you have—when do you assume you're going to have it completed?

Mr. YOUNG. I—yes. One of the reasons we picked that area to look at, is we try to look at funding. There's a lot of money going into that program, so that was the reason, the main reason for picking it to include in our audit program. Also it's an area we haven't done a lot of work in. So that was the reason for including it. We're just getting started. We don't have a lot of information about what's transpired to date.

Ms. DELAURO. Okay.

Mr. YOUNG. The idea being, you know, again, to look at the internal control processes over the program. Are the objectives being met, and are they being met in the most effective and efficient manner possible?

## FOOD SAFETY AND INSPECTION SERVICE

Ms. DELAURO. That would be helpful, because just anecdotally, I understand there are overpayments that are existing in that area. But that's anecdotal, and, you know, I think then it's worthwhile to see where we come out.

If I can, I'd like to move to food safety. It's a top priority of mine, as you know. I appreciate the work that you've done in this area. And I think that the Hallmark/Westland—I think that's—this is an example, if you don't mind my saying this, that this is about the inhumane slaughter of animals. And we do have laws. Secondly, we do have laws with regard to downer cows moving into our food supply. And third, we have the potential of contaminated meat going to the national food lunch program, which I just think these all fit together.

And what I'll do a little bit later on, I've got some questions with regard to AMS and the contract, because I think these all fit together. It's not stovepipe. It's just these all—I think that they fit together. When do you expect that you're going to have your investigation audit completed and released publicly?

Ms. FONG. That's a really good question. On the investigation side, it's very hard to predict because we have to follow the evidence where it leads. When we talk to people, that opens up more leads. When we look at documents, that opens up more leads. And so we're just going to have to work with the Department of Justice and the prosecutors and take that wherever we can.

Ms. DELAURO. The areas that I mentioned, pretty much like four areas, one being, you know, the downer cows, one being the inhumane slaughter, the other this lunch program, and then we're looking at how the AMS and the contracts. Are those in the mix of things that you're going to concern yourself with?

Ms. FONG. I would say generally, yes. We are looking to see what the culpability, if any, is, for any individual. And then we're looking, as I mentioned in terms of the audit, in terms of the systems in place, whether this was an isolated incident or whether it's a systemic issue. And we're looking at the programs there.

Ms. DELAURO. Sampling and testing for E.coli. You released a memorandum advising the Deputy Secretary suggestions for strengthening FSIS's E.coli sampling and testing program. October of last year, FSIS announced a number of actions to improve its sampling and testing program based on a significant increase in E.coli positive test results related to illnesses and beef recalls. You note in your memorandum that FSIS's proposed actions would indeed improve its E.coli program and provide information to monitor the pathogen. However, you also indicated that strengthening FSIS's Hazard Analysis and Critical Control Point, the HACCP activities, would provide better assurance that processing establishments are properly identifying and controlling their food safety hazards. Can you please expand for us your conclusion that reinforcing HACCP would be a better investment of resources, and if so, to what extent is FSIS also pursuing better oversight of its HACCP activity? Anyway, those are my questions. Expand on that conclusion of reinforcing HACCP. What do you mean? What would be a better—what should they be doing?

Ms. FONG. Well, as you know, the whole purpose of HACCP is for an establishment to analyze its process and identify where the potentially risky areas are and then to put some safeguards into place to address those issues.

Ms. DELAURO. HACCP was initiated when? How many years?

Ms. FONG. Oh, thank you. That was before my time.

Ms. DELAURO. 1996, yes.

Ms. FONG. And this program has been in effect for a while.

Ms. DELAURO. Okay.

Ms. FONG. And theoretically, it should be operating well. What we are finding in terms of E.coli testing is that testing is important. It's important to do it. But there are certain limitations with the testing itself.

It's difficult to detect E.coli. You know, it's present sporadically. It's not necessarily present continuously on a sample. The program that FSIS has is not designed to give a statistically valid assessment. There are some other issues with the program as it's run.

And so our thought here has been that if FSIS could focus on overseeing implementation of HACCP to make sure that the plants are really doing what they should be doing to identify where their weak points are, and then engaging in appropriate interventions to address anything, any problems that they identify, that would really be the most effective way to go after this.

And, you know, again, I invite Bob to add.

Ms. DELAURO. But currently, there isn't real oversight of the HACCP process, in the way that it ought to be since it started up in 1996 and has moved forward, and you know, we're 12 years later.

Ms. FONG. We think that there could be improvements in oversight. You know, clearly, FSIS is trying to do it, and they have their resources and priorities.

Ms. DELAURO. Well, my time has expired. Mr. Kingston.

Mr. KINGSTON. Thank you, Ms. DeLauro. I wanted to make a couple of points, and number one, on risk-based inspection, I continue to be a supporter of it, but found it very difficult to ally myself with Dr. Raymond.

As my friend, Ms. DeLauro, who's on the opposite side of this issue knows, I found the USDA department that was promoting RBI to be very tepid in their own support and very unconvincing in terms of testifying for it.

So, I'm just going to say I'm ready to play, coach, if we decide we're going to play this game. But, frankly, it's very difficult to lead a charge up a hill on behalf of the USDA when they're still sitting on the bench themselves, so. But I think philosophically, it is a sound proposal, but I am very frustrated with USDA.

So I'm interested in what you have done on that, and I'm going to submit my questions for the record because I just see the thing almost being academic right now until the USDA itself is convinced. And I'm glad that you did look into it. I also wanted—but I will submit those questions.

#### ANIMAL FIGHTING

And I want to say on dog fighting, it almost appears that you could go to any random dog fight in any friendly neighborhood and find out that half the people in there are criminals, based on your investigation, if they didn't have an illegal gun, they had illegal food stamps or they had marijuana or something. You know, while I'm glad about that, I also do believe, though, that dog fighting should be a state—I think that the Federal Government really is better—better spends its resources elsewhere.

And yet I know there's a federal hook in there is you can generally—you know, the Federal Government can just about investigate everything, anything and with its money find a federal hook. And in this case, for you, food stamps.

But, you know, I do think that the state laws and also interstate commerce, I guess. But I do think the states really should stay after dog fighting and you should stay after, you know, other bigger, more expensive, more pressing problems, not to say that—you know, I mean, who likes dog fighters? I mean, Vick has gone from the top of the world to the bottom.

And, you know, we were more upset in our country about Chinese tainted pet food than we are about, you know, humans dying in many, many cases. I mean, we love our pets. We love our dogs, and I understand how politically incorrect it is for me to say the Federal Government has bigger fish to fry, but I do think that it really does. Because the states should be monitoring that kind of thing.

And, again, you know, I know there's a justification, but you could come into any situation and eventually come up with a federal hook. And, you know, we see that, frankly, over and over again with the Department of Justice on their myriad examples of fishing trips that eventually they're going to be able to find something to nail somebody on if they throw up enough indictments.

I would rather see you spending your time on some of the other issues that are you are doing, whether I agree or disagree with



them, but I do think, you know, getting after the farm program, acreage enrollment and Operation Talon and livestock, beef recall, RBI, I think those are better things.

I just wanted to make that editorial comment. And with that, I'll yield back the balance of my time. That's not to criticize you. I'm just—wanted to remind you that there are things that are traditionally better handled by the states.

And often when people come up to us as a Member of Congress and they say, oh, you know, you've got to do something about the murder rates. You know, murder is traditionally still something that state courts do. And even though it's bad, the Federal Government doesn't necessarily have to rush into it just because there's a political market for it and there's angst about a problem. So, let me yield back.

Ms. DELAURO. Mr. Latham.

#### CONSERVATION SECURITY PROGRAM

Mr. LATHAM. Thank you, Madam Chairwoman. I'm kind of concerned about CSP as far as double payments and maybe payments going where they shouldn't.

You've got a case here potentially where you may be triple paying in that you get a direct payment to that farmer for having a conservation plan in place to begin with, and they're just direct payments. Then you can get the commodity payments also if the prices would happen to go down. And then you get a CSP payment for tier one for basically doing nothing other than what you're already doing. You can get additional payments then with additional efforts supposedly.

I would ask in your audits if you can find a way to quantify benefit to the taxpayer on an individual farmer basis for his actions. The idea supposedly is to improve air quality, soil till quality and water quality. I would submit there is no way, on an individual farmer basis, that you can quantify those results for the taxpayer.

You can do it on a watershed basis. You can do it maybe on a regional basis on air quality. There is no technical way. Maybe if USDA wants to get into that, to go out and have somebody sitting there monitoring the field on a 24/7 basis to quantify that the farmer is actually improving on tier two and three, it's not possible.

Ms. FONG. Okay. We will take a look at that.

Mr. LATHAM. And I would really like it—if you have a way of quantifying the taxpayer benefit on CSP on an investigation basis, I would like to see that. I don't know if you have any comment. Is there any effort in that regard today?

Mr. YOUNG. We have not—our review may touch on that, various tiers and how they would determine what tier. As far as going in, as far as trying to ascertain the success of the program in those—you know, as far as addressing the improvements in the land, I think we'll touch on it. I think based on your question, we'll take another look to see if we can do more in that area. But right now we're—yes, we're looking at it but not to the depth that you've just described.

## FARM PROGRAMS

Mr. LATHAM. Okay. And in my original opening, I'm still trying to get there, I guess, talking about the farm programs, which I think is interesting. We haven't quite got the rules down from the last farm program yet and being able to implement them. Now we're going to write a new farm program and probably write the rules again, so here we go again.

What are the biggest areas of fraud you're seeing as far as the entitlement programs? And is it just the confusion between departments, or what are the biggest areas of fraud you're seeing today, and what kind of—how many indictments or prosecutions have you had?

Ms. FONG. Well, let me just start off by saying we do have quite a bit of work going on in the crop insurance area, as we always do. We also have some work in payment limits. And then usually we get a number of cases involving misuse of collateral on loans and things like that. But I'll defer to Karen on additional detail.

Ms. ELLIS. Yeah, during 2000.

Mr. LATHAM. I've been waiting to hear your voice. [Laughter.]

Ms. ELLIS. I'm sure. In 2007 our investigations ended up with 35 convictions and \$21.6 million in monetary results in both the FSA and the RMA programs. And those are investigations involving things like crop insurance, limitations, as well as conversion of collateral.

## FOOD STAMP FRAUD

Mr. LATHAM. Okay. I guess I have a few seconds, yet. One thing that I touched on here was the feeding program. There are some estimates out there noting close to \$2 billion being spent on people either in Food Stamps or WIC, school lunch programs, people who would not legally qualify because possibly, for various reasons including their immigration status.

Can you give us any kind of an update as to what is being done? Is that number real? Is it not? What are you seeing as the light turns red?

Ms. FONG. Again, I'll defer to Karen. I'm not sure that immigration status had surfaced as a major issue for us in terms of allegations of criminality.

Mr. LATHAM. But what are the rules?

Ms. DELAURO. The rule on food stamps is that you have to be legal to get food stamps—a legal resident—to get food stamps. As a matter of fact, what was done several years ago after the Welfare bill was passed, illegal immigrants were disallowed to get food stamp benefits.

Mr. KINGSTON. And then we backed off that, totally caved. [Laughter.]

Ms. DELAURO. For legal immigrants.

Mr. LATHAM. Right.

Mr. KINGSTON. Who are supposed to traditionally have a sponsor for five years and be independent and on their own. There was a very good reason that was put in there and the reason it was backed off was weak-kneed politics.

Mr. LATHAM. Can I withdraw my question? [Laughter.]

## FOOD STAMP FRAUD

Mr. LATHAM. My question is is there any kind of an estimate about how much of the benefits are going to people who would not normally or legally qualify?

Ms. ELLIS. I think that the folks who do need it are getting it. There is fraud in the program, definitely, and that is a large area of our time already spent with regard to the immigration issues, and recipients, we do rely on the States to do those investigations.

We concentrate here on the retailers, the retailer fraud, and even then go after the larger retailers, and especially folks that may be sending funds overseas. We concentrate on those areas and working through our joint efforts with the JTTFs around the country.

Mr. KINGSTON. Would the gentleman yield?

Mr. LATHAM. I am out of time, but I will yield the time I don't have, sure.

Mr. KINGSTON. Why would you only concentrate on the retailers on that if there is potentially abuse and potentially widespread abuse?

Ms. ELLIS. The reason is that the food stamps are given to the recipients at the State and County levels and so they do have County and State enforcement authorities.

Mr. KINGSTON. Well, if you will yield a minute, getting back to the dogfight, there are laws in every State against dog-fighting. But you have spent, I think you said, six years investigating dog-fighting in Virginia. So you've got time to investigate dog-fighting, but this potentially could be millions of dollars.

And I might be wrong. In fact, I'd love to know what that number is to find out, you know, what Mr. Latham is getting at. But it seems selective that you are only going for retailers and not the end users.

Ms. ELLIS. The retailers, the fraud in that is a very large dollar, which is why we concentrate on the retailers. Because what we are also finding is that when we do prosecute these retailers, they are coming back into the program again through various means; and, so, we are trying to reduce the fraud where we would have the most impact.

Mr. KINGSTON. But when somebody signs up, are they signing up with the State government only?

Ms. ELLIS. The retailers sign up through FNS.

Mr. KINGSTON. What about the individuals?

Ms. ELLIS. Individuals go through the States.

Mr. KINGSTON. So it's all the States.

Could you, and I don't know, it might be in here already, but could you answer Mr. Latham's questions for the record? If you don't know, can you follow up?

Ms. ELLIS. We'll answer it for the record, then.

[The information follows:]

FNS maintains an Error Rate Estimate for the Food Stamp Program, which is available to the public upon request. The most current information available is from Fiscal Year 2006, which indicates that overpayments to recipients totaled \$1,452,920,380. The overpayments were issued to individuals who did not qualify due to reasons such as under reporting of income, fraud, etc.

FNS also conducts a study every 10 years on the Special Supplemental Nutrition Program For Women, Infants and Children (WIC) program. The last study conducted was in 1998 and is available on the FNS website. Over 8 million individuals

received WIC food benefits in Fiscal Year 1998. In the study, FNS cited a 4.5% error rate related to the "percentage of enrollees (recipients) certified to receive, but not eligible for, WIC benefits." The annual dollar error (amount of total WIC food funds spent on ineligible participants) for Fiscal Year 1998 was \$120 million, out of a total of \$2.6 billion in WIC benefits that were distributed.

OIG spends its resources investigating retailer fraud in the food stamp program. Retailers are where the majority of the high dollar food stamp and WIC fraud is conducted. We especially concentrate our efforts on cases where we have determined that the funds obtained from food stamp fraud may have been sent overseas. In Fiscal Year 2007, we spent 37% of our time working cases in this area, which resulted in 126 indictments, 87 convictions, and \$27.9 million in monetary results.

Mr. KINGSTON. And while sometimes the chair and I have philosophical disagreements on various issues, we both agree very strongly that agencies that don't follow up will see a reflection of that in their budget. [Laughter.]

Mr. LATHAM. May I reclaim the time that I don't have and yield back the time I don't have?

Ms. DELAURO. I think it is interesting to note about the Food Stamp Program, particularly, because I think it is well worth knowing, and maybe it is an interesting number. With regard to the electronic benefits transfer program, has really done so much to mitigate against fraud and that is at the individual level, now that has been assisting us and put into place.

It really has been very, very effective. I think you are right in terms of the retailers. And much of the fraud today, as I understand it, is at the retail end versus the individual side of this equation. I'm sad to say that there is some fraud out there, but I think one of the best things it's ever done was the electronic benefit transfer program.

Ms. DELAURO. Let me make a comment, because this has to do with Mr. Latham and his question about the environmental benefits. This is an OMB assessment. NRCS has difficulty estimating the environmental benefits that CSP generates. Unlike share programs that directly impact the environment, CSP largely provides awards for previous conservation actions.

In fact, the department's economic analysis, the CSP's interim rule estimated, and under all of the alternatives consider the program produced a negative net benefit for society. According to USDA's analysis, CSP would cost the American taxpayer more than it generated. So, I mean, I think there's validity in the direction that you have pointed out.

#### FOOD SAFETY AND INSPECTION SERVICE

I am going to go back to my food safety question on public health information system. And, it would appear that FSIS is going to rely on the development of its public health information system as a solution to many of the past information technology programs. Again, based on FSIS's past record, we cannot just assume that it will be the right answer.

How confident are you that this new system will be markedly better than PBIS and the other IT systems that FSIS has been using?

Mr. YOUNG. We don't know. The bottom line is the idea is solid. It is going to pull information from a variety of systems. The information that we are going to try to pull together is the type of information that they need in order to manage.

So based upon that, it sounds like a good thing. Now, they're just beginning this. So, you know, it's hard for us to ascertain just how effective it may or may not be, you know, currently.

Ms. DELAURO. Do you have any notion of how much money it will cost to implement this new system fully? Was there any, do you know?

Mr. YOUNG. I don't have that information.

Ms. DELAURO. Do you have any sense of when it will be up and running?

Mr. YOUNG. As of right now, I am not sure. Right now, I think they're in the process that they're just at the initial stages. I think as far as the total dollars it will cost to pull all this together, the amount of time to get the full system implemented, I don't have those estimates. I don't know if the agency even has those estimates right now.

Ms. DELAURO. I just want to add to that. I noted in the testimony this is the issue of egg safety and that the egg inspection activities have fallen out of the control structure such as HACCP, as we mentioned before, and PBIS.

There was apparently a rule to be established with regard to this. What's the status of that rule?

Ms. FONG. We understand that FSIS is working to get this implemented in March of '08.

Ms. DELAURO. Well, we can check it.

Ms. FONG. Okay.

[The information follows:]

In its response to the subject report, FSIS indicated that the proposed rule for egg inspections would be issued March 2008. In the FSIS regulatory agenda issued in December 2007, the date was changed to July 2008. Issuance of the proposed rule depends on how quickly it can move through the clearance process.

Ms. DELAURO. They do have upcoming audits. This involved food safety and FSIS among the subject matter that includes—and I just want to see if this is accurate—you can get back to me on this for the record—FSIS is meat and poultry, recall procedures.

FSIS is oversight of meat and poultry imports. The food emergency response network implementation of the performance-based inspection, the enhancement of the food safety team inspection and vacancy rates, FSIS food defense verification procedures.

My questions are what are the schedule dates for completion and the publication of these audits, and if it makes a little more sense you can get back to me.

Ms. FONG. And we'll provide that for the record.

[The information follows:]

We estimate that our audit of FSIS oversight of meat and poultry imports will be issued by the end of May 2008. The other audits (food emergency response network, food safety team inspection and vacancy rates, and FSIS' food defense verification procedures) have all been delayed due to other priorities. These audits will be started when resources become available.

Ms. DELAURO. Okay. Am I out of time?

Thank you, very much, Mr. Kingston. I will proceed on food safety. This is about risk base, and you have uncovered a host of concerns with the IG report, in summary FSIS plan to begin a risk-based inspection before completing an assessment of and deter-

mining the data needed for a comprehensive risk determination and process establishment.

FSIS does not currently have adequate management control processes or an integrated IT system in place to report it timely, reliable risk-based program, total. OIG made 35 recommendations for improving their food safety assessment system in the process, and based on the agency's responses, the report indicated that you had reached management decisions on all of the recommendations.

I think you know that Congress's concern is to how FSIS intends to proceed with a risk-based inspection. Current law prohibits FSIS from implementing the risk-based program until FSIS has addressed and resolves the issues identified by the OIG. The crucial point is that it is necessary, but not suspicion for FSIS to reach management decision with OIG on the 35 recommendations.

The agency also has to effectively demonstrate that it has implemented the OIG's concerns before it can proceed. I will tell you that I had a hearing yesterday on drug safety where we discussed the fact that the FDA has still not implemented IG and GAO recommendations from 10 and 15 years ago so that the mere management agreement doesn't guarantee any.

What is your office doing to ensure that the recommendations are actually being implemented by FSIS first, and then have you received a timetable from FSIS when the agency expects to resolve all of the 35 recommendations. So can you submit that timetable for the record?

Ms. FONG. In general, when we issue an audit recommendation, we try to reach a management decision. In order for us to agree to a management decision with an agency, they have to give us very specific detail as to what they plan to do and when they plan to do it for us to reach a management decision. In this case, on the 35 recommendations, as you mentioned, we have reached a decision.

We have dates and specified actions from FSIS as to how they intend to address our concerns for each of our 35 recommendations. The dates range, depending on the task, some of them dealing with I think in particular the IT systems will take a little bit longer than some of the others.

Ms. DELAURO. Timetable?

Ms. FONG. We can provide you with the detail on those dates for the record.

[The information follows:]

Response: Implementation dates for the 35 recommendations are as follows:

Recommendation 1.	August 31, 2008
Recommendation 2.	second quarter of calendar year 2009
Recommendation 3.	December 1, 2008
Recommendation 4.	April 18, 2008
Recommendation 5.	April 18, 2008
Recommendation 6.	second quarter of calendar year 2009
Recommendation 7.	June 30, 2009
Recommendation 8.	second quarter of calendar year 2009
Recommendation 9.	April 18, 2008
Recommendation 10.	second quarter of calendar year 2009
Recommendation 11.	December 31, 2007
Recommendation 12.	July 2008
Recommendation 13.	second quarter of calendar year 2009
Recommendation 14.	second quarter of calendar year 2009
Recommendation 15.	May 2008
Recommendation 16.	December 31, 2007
Recommendation 17.	April 15, 2008
Recommendation 18.	April 15, 2008
Recommendation 19.	April 15, 2008
Recommendation 20.	April 15, 2008
Recommendation 21.	June 30, 2008
Recommendation 22.	March 15, 2008
Recommendation 23.	second quarter of calendar year 2009
Recommendation 24.	March 15, 2008
Recommendation 25.	March 15, 2008
Recommendation 26.	March 15, 2008
Recommendation 27.	May 31, 2008
Recommendation 28.	May 31, 2008
Recommendation 29.	May 31, 2008
Recommendation 30.	February 1, 2008
Recommendation 31.	September 2008
Recommendation 32.	September 2008
Recommendation 33.	May 2008
Recommendation 34.	September 2008
Recommendation 35.	December 2007

For those dates that have already passed, FSIS has advised OIG that they have implemented those recommendations.

The OIG audit regarding meat/poultry imports and equivalence is on schedule to be issued in May 2008.

Ms. DELAURO. Timetable. And again, in terms of that implementation your monitoring process of that, has that been the realm of the possible, monitor what they do? I am serious, because I had FDA here yesterday, 10 years ago, 15 years ago, and there is no implementation of the recommendations. So at least it's all breathtaking, especially when you are dealing with public health.

Ms. FONG. We are in constant communication with FSIS on these issues and we will certainly be tracking their progress, and I am sure you have your own oversight mechanisms.

Ms. DELAURO. Well, at least we believe that if we are not vigilant and we don't have a way in which we are monitoring all of this, but we need your help on the issues. We can't, you know.

Mr. YOUNG. We plan to continue our audit in the inspection area, so as part of that process, we will be looking at what actions have been taken to our prior audit recommendations. So we have to give them a little space to work to get these corrected before we come back.

Ms. DELAURO. I understand that, but again as I pointed out, not just agreeing these efforts is not the implementation which that means that you can't proceed until we are implementing the recommendation. That is the clarity that we have to achieve on it.

I understand at a February 5 meeting at a National Advisory Committee on Meat and Poultry Inspection FSIS has distributed a tentative timetable for the implementation of the elements of risk-based inspection and processing, and a public health-based inspection of poultry slaughter.

Have you reviewed that timetable? Have you seen that timetable? And, do you believe it is realistic?

Ms. FONG. We have just started to get involved in the poultry piece of this. We, I believe, became aware of it at the same time as the public announcement; and, so, we are starting to look at that and work with FSIS on it.

Ms. DELAURO. So you have the document that they distributed their timeline?

Ms. FONG. Yes, we have that now.

Ms. DELAURO. Fine, and if you can take a look at that and look at it and give us that in addition to the timeline that we spoke about earlier today.

Ms. FONG. Okay. Mr. Latham.

[The information follows:]

We attended the National Advisory Committee on Meat and Poultry Inspections (NACMPI) meeting held on February 5–6, 2008, where two technical reports with over 700 pages of appendices were to be discussed. All participants at this meeting expressed displeasure that they had not been provided sufficient time to read and digest this voluminous amount of material for an informed response. The NACMPI responses to the reports have been posted on the Internet. In addition, FSIS will continue to accept comments on the topics discussed at the meeting until March 24, 2008. We have not had an opportunity to study these documents and, therefore, cannot make an informed assessment of the reasonableness of FSIS' timetable. We would state, however, that based on the actions FSIS has committed to accomplish in response to our recent audit of Risk-Based Inspection, their timetable appears to be optimistic.

Mr. LATHAM. Yeah, I understand we have some votes on the floor and I think there's a re-vote.



## AVIAN INFLUENZA

I mentioned, earlier, avian influenza. Apparently GAO did some work last summer, but I just wondered in your budget notes, that part of your requested increase is devoted to improving the effectiveness of those investigations related to avian influenza. I just wondered. Have you interacted with the GAO on their work and what's been done relative to USDA planning for outbreaks?

Ms. FONG. Go ahead.

Mr. YOUNG. Well, all the work done in that area was coordinated with GAO or they coordinated their efforts with us. So we don't duplicate our resources, looking at the same thing. We've done two reviews. The first review, we looked at what APHIS was doing as far as monitoring what was happening out there until they identified any high pathogen, avian influenza, they could take actions to address that.

Our second review more or less centered around the Homeland Security Council and the requirements they came up with, approximately 300 tasks that needed to be done in order to prepare a strategy for Avian influenza. And Agriculture was responsible for 98 of these tasks, so we were looking at Agriculture to see if in fact they had addressed those tasks and they were timely addressing them. And what we found was they were doing a fairly good job of moving out and taking action.

We also looked to make sure in our prior report if they had taken corrective action; and, we found in most cases they had moved out and taken corrective action based upon our prior findings.

Mr. LATHAM. Are you going to be issuing a full report or what the status is? I'd really like to know the results. You said they were doing a pretty good job, but is there a way to quantify that?

Mr. YOUNG. Yeah, we've issued both reports. Right now, we don't have a third report in the mix as of today. So in other words we haven't initiated any other work.

Mr. LATHAM. Okay. Madam Chairwoman, I can submit questions for the record, but I probably will not be returning.

Ms. DELAURO. These are the last votes of the day, so.

Mr. LATHAM. Really? Another tough day. [Laughter.]

Ms. DELAURO. Yeah.

Mr. LATHAM. Maybe you should do an audit.

Ms. FONG. Oh, no. No, that's a matter for the House IG I think.

Ms. DELAURO. That would be very revealing. I am going to try to press on, because I would come back, but I think I could be the only one here. And I honestly will do a run of the committee members to see if anyone will come back. But let me just throw out some things, if I can, at the moment. And I'll go as long as I can before I am going to miss a vote.

## AGRICULTURAL MARKETING SERVICE

This has to do with AMS, and I express to you my concern about AMS, and it is the compliance controls, the management controls on compliance. Has AMS resolved the six recommendations that the OIG made in the audit report?

I also went back to your report in 2005 and it was very troubling to me that some of these companies are just non-conforming, and

we continue over and over and over again to give them contracts. And there are a different set of standards that we identified for the school lunch program, for the federal assistance programs, and people who were violating these standards are continuing to get contracts.

So what have they dealt with? Have they dealt with your recommendations and have they been implemented? At least from what I could tell, several were not totally implemented back to 2005 at the time. This is on ground beef.

Ms. FONG. Okay. I'm sorry, I was thinking about food service management companies.

Ms. DELAURO. No, I am going to get to them as well. All right. That's a question that I had because they are not passing on the dollars. The marketing service that controls to insure compliance with purchase specification requirements for ground B.

Mr. YOUNG. Yes. My understanding is, I mean, I think we have management decision as far as whether they fully implemented all aspects of those. I can't answer it.

Ms. DELAURO. That's what happens and that's what is a concern to me, so I am hoping that when you are doing your work with Hallmark/Westland that the AMSP is very, very much apart of that; and, I believe you said you are doing a separate audit on that piece as well. So I thank you.

The food service management company, I'll just say, is of parochial interest here. I have had concerns from a food service management company, Aramark, in my community. They are keeping cost savings that it receives when purchasing products, even though the contract requires that it be passed on. There are also live requests for GAO to look into the food service management companies.

Are you going to do a follow-up with them to see if they are complying with contractual agreements?

Ms. FONG. Well, just as background, we did a review back in 2002 on this whole issue and we looked at six or eight FSMCs and we found that there was some improper retention of benefits, which is exactly what you are talking about. And the controls were not adequate in terms of claiming benefits for meals.

We work with GAO very closely. We know that they have started a review on this, and so I am sure we will be talking to them about our prior review and the issues, and the concerns, that we have. But since they are doing the work, we would not normally schedule similar work at the same time.

Mr. YOUNG. Currently, they are working on getting regulations out. Once they have those regulations out, we will probably take a look at how effective they are being implemented.

Ms. DELAURO. If there isn't any objection, I will submit questions to the record.

When do you expect to release a follow-up audit on the broadband loan program?

Mr. YOUNG. That work is just being initiated in the past month, so we are just at the outskirts of that work. So we are talking a minimum of six months from now.

Ms. DELAURO. Quickly, FAS market development activity, I've got a report here. Yeah, this is the OMB report that says the mar-

ket development programs are designed to be on a competitive basis. However, it is not easy to determine whether any individual activities would have been conducted with or without the program. Much of the funding for the MAP program is going to large, national, promotion groups that are broadly supported by a number of large corporations and producer groups.

Furthermore, some MAP funding is provided to branded products and multinational corporations. These promotion entities and corporations do not need stress government funding to promote their product overseas. You did a February 2007 audit. Can you apply OIG's findings to FAS's other trade promotion programs? Can FAS demonstrate how its trade programs help U.S. exporters in the work you have done?

Mr. YOUNG. That was one of the issues we had, is how effective were these programs and how useful had they been in developing new markets?

Ms. DELAURO. Are we getting any value from the program?

Mr. YOUNG. That's the question we asked and that's the types of information the Foreign Agriculture Service needs to collect to make that determination.

Ms. DELAURO. Did this obviously concur with where OMB is? I don't know.

Ms. FONG. This is an area where we have done a couple of audits in the past two years and I think FAS takes a different view of how effective the programs are and how they measure them than we do. There's just a basic disagreement there.

Ms. DELAURO. We still haven't resolved three of the five recommendations from the February audit; and, you are working on the open recommendations of that? Phil.

Mr. YOUNG. Yes, I mean, we have constant dialog. We're still working.

Ms. DELAURO. Let me just ask that again. You have a set of data that you have collected. You are in disagreement as to where you are. How does that get itself resolved? We are spending a lot of money in these programs; and, apparently, OMB has a problem with this as well.

So we have got the inspector general, OMB, find we are having not much bang for the buck here and yet you still have FAS that disagrees with this.

Mr. YOUNG. Well, in trying to address that we are getting closer. They have modified their approach a little bit. I think we can agree to some of the actions that they are proposing, so we are getting closer to an agreement as far as how to find positions.

Ms. DELAURO. I will make one final point, because I don't know if I am coming back.

You have got 74 GAO audits with open recommendations dating back to 2002. I think we want to just keep getting focused on having people meet those recommendations that you have determined and provided, clear the books on the recommendations made back in that regard.

Thank you.

Okay, we will wait.

[Recess.]

Ms. DELAURO. My apologies. We tried to find out if other members were coming back, but these are the last votes of the day, so people are leaving.

With that, again, thank you, very, very much for your candidness, for the good works, that you do appreciate it, and we will obviously follow-up with questions for the record.

The hearing is adjourned.

## Questions Submitted by Congresswoman DeLauro

## Office of Inspector General

## FINANCIAL STATEMENT AUDITS

Ms. DeLauro: Please update the table that appears in last year's hearing record, on page 546, showing which financial statement audits you contract out and which you do in-house, as well as the cost of each audit to include fiscal year 2007 actuals and fiscal year 2008 and 2009 estimates.

Response: The information follows:

Audited Agency	Method of Performance	FY 2007 Cost	FY 2008 Estimate	FY 2009 Estimate
FCIC	Contract	\$366,085	\$386,000	\$386,000
RTB <sup>1</sup>	In-House	0	40,000	0
CCC	Contract	2,085,436	2,200,000	2,553,000
FS	Contract	5,327,860	4,729,000	4,543,000
FNS	In-House	1,231,717	1,254,000	1,267,000
RD	In-House	1,686,928	2,015,000	2,035,000
WCF <sup>2</sup>	Contract	0	0	0
NRCS <sup>3</sup>	Contract	227,163	2,465,000	2,188,000
Consolidated	In-House	2,471,583	2,587,000	2,613,000
<sup>1</sup> No audit work was conducted for FY 2007. A close-out audit of the Rural Telephone Bank (RTB) will be conducted for FY 2008 activity. <sup>2</sup> The Working Capital Fund (WCF) was not audited in FY 2007. There are currently no plans to award a contract for the WCF audit for FY 2008. <sup>3</sup> In FY 2007, several key budgetary accounts were reviewed by KPMG in preparation for the FY 2008 financial statement audit. FY 2008 will be the first year the Natural Resources Conservation Service (NRCS) prepares stand alone financial statements and receives an audit opinion. The contract costs for FY 2008 and FY 2009 are estimates. FY 2009 is the first option year of this contract.				

Ms. DeLauro: What was your cost of performing audits of CCC financial statements in fiscal year 2007? What was the reimbursement from CCC?

Response: The FY 2007 audit of the Commodity Credit Corporation (CCC) financial statements was performed by a contractor and monitored by OIG. The cost of the contract was \$2,085,436, paid for directly by the CCC. OIG played an active role throughout the contract process, developing the statement of work, serving as the Contracting Officer's Technical Representative, and monitoring the contractor's work to ensure audit standards were met. The cost incurred by OIG was \$47,905, which was not reimbursed by CCC.

Ms. DeLauro: Please update the table that appeared in last year's hearing record, on page 547, showing the reimbursement received, and the actual cost of the audit for CCC, FCIC and RUS, to include 2007.

Response: The information follows:

Audited Agency	Fiscal Year	Actual Cost	Reimbursement
CCC	1996	981,000	795,000
	1997	850,000	842,000
	1998	858,000	842,000
	1999	881,000	870,000
	2000	914,241	910,000
	2001	1,068,032	910,000
	2002	2,073,226	0 <sup>2</sup>
	2003	2,044,750	0 <sup>2</sup>
	2004	1,895,085 <sup>1</sup>	0 <sup>2</sup>
	2005	1,994,639 <sup>3</sup>	0 <sup>2</sup>
	2006	2,020,084 <sup>4</sup>	0 <sup>2</sup>
	2007	2,085,436 <sup>5</sup>	0 <sup>2</sup>
Federal Crop Insurance Corporation (FCIC)	1996	218,000	170,000
	1997	183,000	170,000
	1998	183,000	170,000
	1999	212,000	210,000
	2000	225,444	222,000
	2001	234,888	230,000
	2002	255,000	235,000
	2003	267,000	250,000
	2004	337,288	300,000
	2005	340,005	325,000
	2006	353,100	325,000
	2007	366,085 <sup>6</sup>	352,691
Rural Utilities Service (RUS)/Rural Telephone Bank (RTB)	1996	244,000	170,000
	1997	272,000	170,000
	1998	174,000	170,000
	1999	182,000	180,000
	2000	190,830	188,000
	2001	198,660	195,000
	2002	195,000	195,000
	2003	195,000	195,000
	2004	206,281	195,000
	2005	202,662	150,000
	2006	109,978	81,000
	2007	0 <sup>7</sup>	0

Audited Agency	Fiscal Year	Actual Cost	Reimbursement
1 The total cost includes OIG monitoring (\$75,085) + contract cost (\$1,820,000).			
2 CCC paid the contractor directly; no reimbursement paid to OIG.			
3 The total cost includes OIG monitoring (\$37,090) + contract cost (\$1,957,549).			
4 The total cost includes OIG monitoring (\$66,737) + contract cost (\$1,953,347).			
5 The total cost includes OIG monitoring (\$47,905)+ OIG travel costs (\$109,198)+ contract cost (\$2,037,531).			
6 The total cost includes OIG monitoring (\$23,517)+ OIG travel costs (\$979)+ contract cost (\$342,568).			
7 No audit work was conducted for FY 2007, as there was no financial activity; entity will undergo a close-out audit in FY 2008.			

## USDA FINANCIAL STATEMENTS

Ms. DeLauro: Please provide a list of all USDA financial statements your office audits along with the opinions you provided on those financial statements. Include a brief description of each unqualified audit opinion and a detailed description of qualified audit opinions, including the reasons these opinions were rendered.

Response: The FY 2007 USDA Consolidated Financial Statement and the RD audits each resulted in a qualified opinion. The qualified opinions were the result of significant revisions made to RD's credit reform processes related to the Single-Family Housing Program cashflow model and subsidy reestimates. We were unable to obtain sufficient, appropriate evidence to support USDA's or RD's financial statement amounts as of September 30, 2007.

CCC, FS, FNS, and FCIC/RMA received unqualified opinions on their FYs 2007 and 2006 financial statements because their financial statements were found to be fairly presented in conformity with generally accepted accounting principles in all material respects.

## OUTSIDE PUBLIC ACCOUNTANTS

Ms. DeLauro: Please update the table that appeared in last year's hearing record showing the amount of funds expended for outside public accountants hired under contract, to include fiscal year 2007 actuals and fiscal year 2008 and 2009 estimates.

Response: The information is submitted for the record.

[The information follows:]

Fiscal Year	See Notes	Contract Amounts (In thousands)
1996	1	\$ 397
1997	2	162
1998	2	167

Fiscal Year	See Notes	Contract Amounts
1999		348
2000		408
2001		378
2002		430
2003		445
2004		455
2005		520
2006		394
2007	3	344
2008	4	353
2009	4	353

**Notes:**

- 1 FY 1996 amounts include audits of tobacco manufacturers that are not in subsequent years.
- 2 RTB audits that were contracted out in prior years were performed in-house in 1997 and 1998.
- 3 An audit of the RTB was not conducted in FY 2007 because there was no financial activity.
- 4 FY 2008 and FY 2009 amounts are estimates.

**WORKING CAPITAL FUND (WCF)**

Ms. DeLauro: When is the next audit of Working Capital Fund scheduled?

Response: There are currently no plans to award a contract for the WCF audit. We will examine the future need for this audit on an annual basis.

**NATIONAL FINANCE CENTER (NFC) AUDIT**

Ms. DeLauro: Please update to the extent necessary your findings and recommendations related to your annual audit of the National Finance Center.

Response: OCFO's NFC, located in New Orleans, Louisiana, and Denver, Colorado, continued to improve its internal controls. However, OCFO/NFC received a qualified opinion because controls had not operated effectively to ensure that certain

(1) access controls, (2) security awareness and training, (3) audit and accountability, (4) configuration management, (5) contingency planning, and (6) personnel security objectives were consistently achieved from July 1, 2006, through June 30, 2007. At the conclusion of our review, OCFO/NFC had corrected or was in the process of correcting the exceptions identified. The general control environment, including any identified compensating controls at OCFO/NFC, will be audited during FY 2008.

**USDA FINANCIAL MANAGEMENT SYSTEMS**

Ms. DeLauro: To the extent necessary please provide an update of last year's response, found on pages 549-550 of the hearing record, regarding what steps USDA is taking to improve its financial management systems? Is this an unqualified opinion at the CFO level or are any Agencies' financial management systems involved in the weaknesses of the financial management process? What does OIG see as priority actions for USDA or individual agencies to move towards an unqualified opinion on their financial statement audits? In your opinion, is the USDA making progress in addressing these high-priority challenges?



Response: USDA has immediate and long-term plans to improve its financial management systems. Recent actions include working with agency process owners to address problems in existing legacy feeder systems that interface with the core financial system(s). USDA is taking this action to improve the integration of the financial management architecture within the Department. USDA's long-term plans include replacing the Department's core financial management system by FY 2012.

The FY 2007 USDA Consolidated Financial Statement and the RD audits each resulted in a qualified opinion. The qualified opinions were the result of significant revisions made to RD's credit reform processes related to the Single-Family Housing Program cashflow model and subsidy reestimates. We were unable to obtain sufficient, appropriate evidence to support USDA's or RD's financial statement amounts as of September 30, 2007.

In the Department's Consolidated report on internal control over financial reporting, we identified two material weaknesses. We noted that improvements are needed in overall financial management and improvements are needed in information technology (IT) security and controls. Additionally, we reported a significant deficiency related to improvements needed in certain financial management practices and processes. In addition, in our report on USDA's compliance with laws and regulations, we discussed three instances of noncompliance relating to the Federal Financial Management Improvement Act of 1996, the Anti-Deficiency Act, and Managerial Cost Accounting practices.

Key actions that would move USDA toward an unqualified opinion include (1) developing the capability to produce accurate and timely financial information, (2) strengthening procedures to ensure errors are reduced or prevented, and (3) managing abnormal balances. Moreover, the Department needs to adequately address its IT and information security weaknesses. Corrective actions to address these weaknesses should remain a high priority for USDA. We believe USDA is making progress in correcting these deficiencies.

#### IT STRATEGIC PLAN

Ms. DeLauro: Please provide a detailed explanation of your information technology strategic plan and spending for fiscal year 2007, and planned spending for fiscal years 2008 and 2009.

Response: Thank you for your continuing support of the OIG's IT infrastructure. In previous years, we have been able to make substantial progress in improving our system thanks largely to the support of this Subcommittee. Unfortunately, since our level of funding this year and last was below the President's Budget Request, we have had to cut over \$900,000 from our FY 2008 IT budget, including funds for replacement of workstations and staffing. This follows on our FY 2007 experience when we were able to purchase some workstations, but not the full replenishment. With these limitations, we are now moving to a 4-year replenishment cycle for workstations rather than the 3-year cycle we had previously planned.

OIG's biggest challenge in the coming years will be to 1) maintain our enhanced standards-based system; 2) meet new requirements for LAN/WAN and workstation security; and 3) provide OIG staff with the best IT tools for staff productivity. While living within our budget constraints, we will need the support of the Congress on our budget to accomplish these goals.

The attached table presents an overview of the items in our IT Strategic Plan and the associated cost of implementing each recommendation. The spending plan was revised in FY 2007 and again after the passage of the FY 2008 appropriations to cut some purchases and reduce costs in line with our

appropriation. These are the same projects that are discussed in the next question.

EMPLOYEE EFFECTIVENESS	Original FY07	Revised FY07	Original FY08	Revised FY08	FY09
Workstations - Replenishment	\$275,000	\$175,000	\$400,000	\$50,000	\$400,000
Workstation Warranty Extension				150,000	
Printers	25,000	25,000	25,000		
E-mail Conversion	500,000	500,000			
Audit Workpaper Software and Implementation	50,000	50,000	50,000	50,000	50,000
Terminal Services Servers	75,000	50,000	50,000	50,000	
File Servers			500,000	500,000	
LAN Backup Tape Media	10,000	10,000	10,000	10,000	10,000
Headquarters Test Lab	25,000	25,000	15,000		
Storage Area Network					500,000
Database Servers	100,000	100,000			
Database Consulting	50,000	50,000			
Software Consulting	100,000	100,000	50,000		50,000
EGov-OCIO	200,000	200,000	200,000	200,000	200,000
Video Conferencing	20,000		20,000		
<b>SECURITY</b>					
Firewalls (HQ & KC)	50,000	50,000	25,000	25,000	
Firewalls- Monitoring	60,000	60,000	65,000	65,000	65,000
Patch Management	10,000	10,000	10,000		
Workstation Firewall Software			50,000		
Secure Remote Access	50,000	50,000	20,000	20,000	20,000
Virus Software	25,000	25,000	25,000	25,000	25,000
Security Awareness	15,000	15,000	15,000	15,000	15,000
Certification & Accreditation	100,000	100,000			50,000
Annual Operating Expenses	100,000	100,000	100,000	100,000	100,000
<b>SOFTWARE &amp; MAINTENANCE</b>					

Maintenance Agreements	225,000	225,000	250,000	250,000	275,000
Database Maintenance	125,000	125,000	125,000	125,000	125,000
File Server Software	80,000	80,000	80,000	80,000	80,000
Software Enterprise Agreement	200,000	70,000	150,000	70,000	200,000
Misc Software Operating System/E-mail Evaluation	125,000	125,000	125,000	125,000	150,000
<b>COMMUNICATIONS</b>					
Telecommunications Monitoring	210,000	210,000	225,000	225,000	225,000
Routers	25,000	75,000	35,000	35,000	25,000
Switches	25,000	75,000	45,000	45,000	50,000
<b>TOTAL SPENDING</b>	<b>\$2,855,000</b>	<b>\$2,680,000</b>	<b>\$2,665,000</b>	<b>\$2,215,000</b>	<b>\$2,615,000</b>

#### INFORMATION TECHNOLOGY (IT) STRATEGIC PLAN

Ms. DeLauro: What is the status of the OIG IT plan? What investments have been made, and what needs exist in FY 2009?

Response: Significant progress has been made over the last several years and OIG's IT infrastructure is much better than it was when the subcommittee first worked with us to provide the funding to improve our then badly outdated IT infrastructure. Unfortunately, as discussed in detail below, cuts to our overall budget are hampering our ability to maintain our IT infrastructure.

#### INFORMATION TECHNOLOGY INVESTMENTS - FY 2007

In FY 2007, Information Technology Division had one major acquisition, replacement switches and routers, in addition to annual spending for ongoing operations, including workstation purchases, software licensing, hardware and software maintenance, security, and eGov activities. Due to lowered funding, OIG was unable to purchase replacements for one-third of its workstations, as planned.

#### Goal 1: Increased Employee Effectiveness

Workstation Replenishment (\$.2 million): In FY 2007, we should have begun our regular schedule of replacing one-third of our workstations annually. Due to budget constraints, we purchased only 100 laptops.

E-mail System Replacement (\$.5 million): OIG began a project to replace our e-mail system to make it more compatible with USDA's system. This conversion has required a major investment in staff resources, software licensing and hardware. A consultant has been assisting OIG with the implementation of the new system. This project will continue during FY 2008.

Annual Operating Expenses (\$.4 million): OIG continues to replace printers as they become inoperable, acquire new network servers when needed, participate in USDA's eGov initiative, and utilize consultants when efficient to do so. Database Servers (\$.1 million): OIG upgraded the database servers in Headquarters and Kansas City that house our mission-critical database.

Database Consulting (\$.05 million): With the assistance of consultants, OIG migrated the production database to the new database servers.

Terminal Services Servers (\$.05 million): OIG installed a terminal services server in Headquarters to support the initial implementation of audit workpaper software.

Audit Workpaper Software Implementation (\$.05 million): OIG has begun to implement the software for audit workpapers. This will be a phased implementation over 2 to 3 years.

#### Goal 2: Improved Security

Certification and Accreditation (\$.1 million): In FY 2007, OIG employed contractor assistance to re-certify our database management system and our IT infrastructure.

Secure Remote Access Tokens (\$.05 million): In FY 2007, OIG began replacing the secure remote access tokens that were 3 years old. We replaced approximately one half of the current 3-year tokens with 5-year tokens and will continue to replace the tokens as they expire.

Annual Security Operating Expenses (\$.1 million): OIG continues to incur security-related expenses. OIG completed the deployment of encryption software that was purchased in FY 06. Anti-virus updates, firewall modifications, and security awareness training will be required each year to keep our infrastructure secure and our employees aware of vulnerabilities.

#### Goal 3: Software and Maintenance Agreements

Software Licensing and Maintenance (\$1 million): OIG continues to support maintenance agreements for software so we have access to upgrades and updates to the software as they become available without incurring additional costs. Additional expenses will be incurred as we move to a new e-mail system.

#### Goal 4: Improved Communications

Telecommunications (\$.36 million): OIG reviewed the maintenance status of the switches and routers. We continue to replace these before they reach their end of life so that all telecom equipment remains under maintenance. This will ensure our ability to replace or repair all telecom equipment within 1 day, minimizing potential work disruptions.

#### INFORMATION TECHNOLOGY INVESTMENTS - FY 2008

In FY 2008, Information Technology Division will have one major acquisition, replacement network file servers, in addition to annual spending for ongoing operations, including software licensing, hardware and software maintenance, security, and eGov activities. Due to budget constraints, we will be unable to purchase any printers, or test lab equipment or videoconferencing equipment as had been previously planned. We will also not be able to replace our workstations on schedule, nor will we be able to upgrade our laptop firewall software.

Goal 1: Increased Employee Effectiveness

Workstation Maintenance Extension (\$.15 million): In FY 2008, due to budget constraints, OIG will extend the manufacturer's warranties on our existing laptops to extend their useful life rather than continuing the practice of replacing laptops on a 3-year cycle. This will allow us to renew laptops on a 4-year cycle.

Workstations (\$.05 million): OIG will purchase approximately 20 laptops to augment our current inventory and to ensure that laptops are available for all staff.

Server Replacement (\$.5 million): OIG will replace our network file servers. The current servers will be 5 years old and must be replaced before they are out of warranty. In conjunction with the server replacement, the server operating system will be upgraded. OIG will require the assistance of a consultant to implement the new system.

Annual Operating Expenses (\$.4 million): OIG will replace printers only as they become inoperable, acquire new network servers when needed, participate in USDA's eGov initiative, and utilize consultants when efficient and cost effective to do so.

Terminal Services Servers (\$.05 million): OIG will install a terminal services server in Kansas City to support the continued implementation of audit workpaper software.

Audit Workpaper Software Implementation (\$.05 million): OIG will continue to implement the audit workpaper software for audit workpapers.

Goal 2: Improved Security

Secure Remote Access Tokens (\$.02 million): In FY 2008, OIG will continue to replace the secure remote access tokens as they become 3 years old. We will replace approximately one half of the current 3-year tokens with 5-year tokens and will continue to replace the tokens as they expire.

Annual Security Operating Expenses (\$.1 million): OIG continues to incur security-related expenses. OIG will work with a security consultant to implement the recommendations from the certification and accreditation process.

Goal 3: Software and Maintenance Agreements

Software Licensing and Maintenance (\$1 million): OIG continues to support maintenance agreements for software to ensure access to upgrades and updates to the software as they become available without incurring additional costs. Additional expenses will be incurred as we move to a new server operating system.

Goal 4: Improved Communications

Telecommunications (\$.36 million): In FY 2008, OIG is modifying its telecommunications equipment to satisfy the technical requirements for switching from our current frame relay network to the USDA Universal Telecommunications Network (Multiprotocol Label Switching network).

## INFORMATION TECHNOLOGY INVESTMENTS - FY 2009

If necessary funding is received as part of the appropriations process for FY 2009, the Information Technology Division will have one major acquisition, a replacement for the DC and Kansas City Storage Areas Network (SAN), in addition to annual spending for ongoing operations including workstation replenishment; software licensing; hardware and software maintenance; security; and eGov activities.

Goal 1: Increased Employee Effectiveness

Workstation Replenishment (\$.4 million): OIG has modified its workstation purchase cycle. Workstations are now purchased with a 4-year warranty. In FY 2009, we will begin a new 4-year replenishment cycle for our workstations.

SANs Replacement (\$.5 million): OIG will replace our SANs in Washington, D.C. and Kansas City, Missouri. The current SANs will be 5 years old and must be replaced before they are out of warranty. They are also unable to support security and data backup functions that have become available since their purchase and would be of significant support to OIG work. OIG will require the assistance of a consultant to install and configure the new SANs units.

Audit Workpaper Software Implementation (\$.05 million): OIG will conclude the implementation of the software for audit workpapers.

Annual Operating Expenses (\$.4 million): OIG will replace printers only as they become inoperable, acquire new network servers when needed, participate in USDA's eGov initiative, and utilize consultants when efficient and cost effective to do so.

Goal 2: Improved Security

Secure Remote Access Tokens (\$.02 million): OIG will purchase additional secure remote access tokens to ensure that all staff requiring them have a secure means of connecting to the OIG network from remote locations.

Certification and Accreditation (C&A) (\$.05 million): OIG will employ contractor assistance to review the certification of our e-mail system.

Annual Security Operating Expenses (\$.1 million): OIG continues to incur security-related expenses. In FY 2009, OIG will work with a security consultant to implement the recommendations from the C&A process in order to improve the security of the OIG IT infrastructure.

Goal 3: Software and Maintenance Agreements

Software Licensing and Maintenance (\$1.4 million): OIG continues to support maintenance agreements for software so we have access to upgrades and updates to the software as they become available without incurring additional costs.

Goal 4: Improved Communications

Telecommunications (\$.1 million): OIG will continue to review the maintenance status of the switches and routers. We will continue to focus on improving the security, speed, and reliability of our telecommunications infrastructure.

## AUDIT AND INVESTIGATIVE ACTIVITIES

Ms. DeLauro: Please update the table that appeared in last year's hearing record, on page 556, showing the number of audit reports, investigative reports, indictments, convictions, and lawsuits filed, to include fiscal year 2007.

Response: The information is submitted for the record.

[The information follows:]

	Fiscal Year				
	2003	2004	2005	2006	2007
Audit Reports	71	97	63	88	61
Investigative Reports	461	425	285	251	318
Indictments	491	370	238	350	524
Convictions	435	350	274	298	442
Suits	18	49	17	23	18

Please note that the period of time to obtain court action on an indictment varies greatly, so the number of convictions in a given fiscal year may not necessarily be directly related to the number of indictments in that fiscal year.

## BUDGETARY RESOURCES

Ms. DeLauro: Provide tables similar to the ones that appeared in last year's hearing record, on page 557 and 558, showing the breakdown of OIG's resources and the percent of each that went towards investigations and audits of each agency under USDA for fiscal year 2007.

Response: The information is submitted for the record.

[The information follows:]

Use of Investigations Resources by Agency  
FY 2007  
(Dollars in Thousands)

	Total OIG			Investigations		
	Dollars	Staff- Years	Dollars	Percentage of OIG Dollars Per Agency	Staff- Years	Percentage of OIG Staff-Years Per Agency
RMA.....	\$6,586	49	\$3,086	4	20	3
FSA.....	12,505	89	7,623	10	48	8
FAS.....	1,248	9	812	1	5	1
FNS-FSP....	18,581	125	15,168	19	96	16
FNS-Other..	1,667	14	0	0	0	0
AMS.....	288	2	288	0	2	0
APHIS.....	6,486	44	4,947	6	31	5
GIPSA.....	18	0	16	0	0	0
FSIS.....	5,067	38	2,372	3	15	3
ARS.....	1,327	10	634	1	4	1
CSREES.....	393	3	8	0	0	0
NASS.....	4	0	4	0	0	0
RD.....	1,923	16	0	0	0	0
RBS.....	1,823	14	614	1	4	1
RHS.....	2,704	20	1,458	2	9	2
RUS.....	716	6	78	0	0	0
FS.....	4,480	35	1,060	1	7	1
NRCS.....	2,753	22	711	1	5	1
CR.....	211	2	0	0	0	0
OO.....	19	0	20	0	0	0
OCFO.....	629	5	8	0	0	0
DRA.....	203	1	203	0	1	0
OPPM.....	6	0	0	0	0	0
OGC.....	12	0	12	0	0	0
OIG						
(Internal)	1,629	10	1,629	2	10	2
Multi-						
Agency...	8,507	72	32	0	1	0
SEC.....	12	0	12	0	0	0
OCRE.....	16	0	16	0	0	0
OCIO.....	239	2	16	0	0	0
TOTAL	\$80,052	588	\$40,827	51	258	44

\* Please note that the numbers may not add due to rounding.



Use of Audit Resources by Agency  
FY 2007  
(Dollars in Thousands)

	Total OIG		Audit			
	Dollars	Staff- Years	Dollars	Percentage of OIG Dollars Per Agency	Staff- Years	Percentage of OIG Staff-Years Per Agency
RMA.....	\$6,586	49	\$3,499	4	29	5
FSA.....	12,505	89	4,882	6	41	7
FAS.....	1,248	9	435	5	4	1
FNS-FSP....	18,581	125	3,413	4	29	5
FNS-Other..	1,667	14	1,667	2	14	2
AMS.....	288	2	0	0	0	0
APHIS.....	6,486	44	1,540	2	13	2
GIPSA.....	18	0	2	0	0	0
FSIS.....	5,067	38	2,695	3	23	4
ARS.....	1,327	10	692	1	6	1
CSREES.....	393	3	385	0	3	1
NASS.....	4	0	0	0	0	0
RD.....	1,923	16	1,923	2	16	3
RBS.....	1,823	14	1,209	2	10	2
RHS.....	2,704	20	1,246	2	11	2
RUS.....	716	6	638	1	5	1
FS.....	4,480	35	3,420	4	29	5
NRCS.....	2,753	22	2,043	3	17	3
CR.....	211	2	211	0	2	0
OO.....	19	0	0	0	0	0
OCFO.....	629	5	621	1	5	1
DRA.....	203	1	0	0	0	0
OPPM.....	6	0	6	0	0	0
OGC.....	12	0	0	0	0	0
OIG						
(Internal)	1,629	10	0	0	0	0
Multi-						
Agency...	8,507	72	8,475	11	71	12
SEC.....	12	0	0	0	0	0
OCRE.....	16	0	0	0	0	0
OCIO.....	239	2	223	0	2	0
TOTAL *	\$80,052	588	\$39,225	49	330	56

\* Please note that the numbers may not add due to rounding.

ASSET FORFEITURE TRANSFERS

Ms. DeLauro: Please provide for the record amounts transferred to the Office of Inspector General from the Department of Justice Assets Forfeiture Fund in fiscal year 2007 and year-to-date in fiscal year 2008.

Response: The Department of Justice transferred to OIG, as part of its annual funding allocation, \$1,390,000 in FY year 2007 and \$1,619,429 for FY year 2008.

Ms. DeLauro: Please provide for the record amounts transferred to the Office of Inspector General from the Department of Treasury Forfeiture Fund and through the granting of a Petition for Remission or Mitigation in FY 2007 and year-to-date in fiscal year 2008.

Response: OIG received \$2,079,615.25 in Department of Treasury (Treasury) Asset Forfeiture Funds and Petitions for the Remission or Mitigation Program in FY 2007. We have received \$210,421.49 in Treasury Asset Forfeiture Funds and \$10,738.77 in funding from the Petitions for the Remission or Mitigation Program in FY 2008.

Ms. DeLauro: How many of your employees are entitled to special pay rates? What is your pay scale?

Response: We have three employees who receive the special pay rates for information technology positions. In addition, there are 166 employees who perform mandatory overtime under the investigator classification. The Inspector General is covered under the Executive Level pay schedule.

Ms. DeLauro: Please update the OIG Hotline Complaint Summary that appeared in last year's hearing record. Include a breakdown of total complaints received by agency from both the public and USDA employees. Please also include a breakdown by agency of the section titled "Allegation category for the contacts."

Response: During FY 2007, USDA received 1,637 complaints over the Hotline. OIG received 1,491 complaints from the public and 146 complaints from USDA employees. The Hotline was contacted in the following manner:

Telephone:	714
Mail:	351
Walk-In:	22
E-Mail:	380
Fax:	117
Total:	* 1,584

\*53 complaints were duplicates and did not require processing as a separate file.

Allegation categories for the contacts:

Program participation fraud:	907
Employee misconduct:	259
Waste/Mismanagement:	192
Health/Safety:	29
Opinion/Information:	190
Bribery:	4
Reprisal:	3

Disposition of the contacts:

USDA agencies for response:	630
Food Stamp recipient fraud complaints tracked by FNS:	560
USDA agencies for information:	204
OIG-Audit/Investigations:	69
Other law enforcement agencies:	2
Insufficient information (filed):	114
Complaints referred to State agencies:	5

During FY 2007, 690 Hotline complaint files were closed, 102 were substantiated, 399 were unsubstantiated, 166 were partially substantiated, 3 were referred to other law enforcement agencies, and 20 were categorized as "other" (declined). This paragraph refers to the disposition of Hotline

complaints which also encompass complaints that were received in years prior to FY 2007.

Ms. DeLauro: Please provide a description of the work the IG is doing in regard to Federal, State or industry employee whistleblowers. What is the IG role in this work?

Response: OIG receives whistleblower complaints from both Federal employees and the public. In most instances, the complaints we receive are from anonymous sources. When a complainant does provide us with a name, we inquire as to whether the complainant would like his/her identity to be held in confidence. When confidentiality is requested, we take every precaution to ensure that the complainant's identity is not released in our referrals to agencies, either directly or indirectly through information included in the complaint that could be used to infer their identity. We do this by redacting the names from any documentation that is attached to our referral, and in some instances we refer to the complainant as a "confidential source." In all instances, when we refer a complaint to an agency/entity outside OIG, we reference Public Law 95-452, Sec. 7, which prohibits the unwarranted disclosure of the complainant's identity or the taking of reprisal action against any complainant.

Ms. DeLauro: How many open investigations and reviews are related to whistleblower complaints?

Response: Currently, there are 75 open investigations, and 12 open reviews or audits in OIG that were initiated as a result of whistleblower complaints reported to our Hotline.

#### HOMELAND SECURITY (HS)

Ms. DeLauro: Please update the description portion of your response from last year's hearing record, found on page 563, regarding ongoing, completed, and planned work in the area of Homeland Security activities.

Response: The requested information about the homeland security activities follows. This information is current as of March 14, 2008.

SCHEDULED FOR FY 2008, BUT NOT YET STARTED	
Audit Title	
Avian Influenza Testing Laboratories	
BSE Maintenance Sampling	
Food Emergency Response Network	
FSIS Food Defense Verification Procedures	
FY 2008 Federal Information Security Management Act Report	
FY 2008 National Finance Center General Controls	
FY 2008 National Information Technology Center - General Controls Review	

WORK CURRENTLY IN PROCESS	
Audit No.	Audit Title
03099-198-KC	FSA - Inspection of Temporary Domestic Storage Sites for Foreign Food Assistance
03501-1-FM	FSA - Information Technology Issues
10601-1-At	Implementation of Flood Control Dams Rehabilitation
24601-5-KC	National Residue Program in Cull Cow Plants
24601-6-KC	Implementation of Performance-Based Inspection System Enhancements for Specified Risk Materials Violations and

WORK CURRENTLY IN PROCESS	
Audit No.	Audit Title
	Improved Inspection Controls Over Specified Risk Materials
24601-8-Hy	Followup on Food Safety and Inspection of Meat and Poultry Imports
24601-9-Hy	FSIS Recall Procedures for Adulterated and Contaminated Product
33099-8-KC	Controls Over APHIS Pilot Certifications
50501-9-FM	Management and Security Over USDA Wireless Connections
50601-12-Ch	USDA's Controls Over the Importation and Movement of Live Animals
50601-14-Te	USDA's Role in the Export of Genetically Engineered Agricultural Commodities
50601-16-Te	Controls Over the Import of Genetically Engineered Animals/Insect Research
50601-17-Te	Controls Over Genetically Engineered Food and Agricultural Imports

AUDIT REPORTS ISSUED IN FY 2007		
Audit No.	Audit Title	Issued
33601-7-Ch	Review of Customs and Border Inspections Agricultural Inspections Activities	02/21/07
50501-8-FM	Information Technology - Lost or Stolen Items Containing Sensitive Information	02/27/07
50701-2-KC	USDA Homeland Security Initiatives	03/12/07
24601-8-Ch	Egg Processing Inspection	08/23/07
50501-11-FM	FY 2007 Federal Information Security Management Act Report	09/26/07
11401-26-FM	FY 2007 - National Finance Center General Controls	09/27/07
88501-10-FM	FY 2007 National Information Technology Center - General Controls Review	09/27/07

AUDIT REPORTS ISSUED IN FY 2008		
Audit No.	Audit Title	Issued
33601-9-Ch	Controls Over Permits To Import Agricultural Products	10/26/07
33701-1-Hy	USDA'S Implementation of the National Strategy for Pandemic Influenza	01/14/08
24601-4-KC	Food Safety and Inspection Service Sampling and Testing for E.coli	02/29/08

On the investigative side, nationwide, we have approximately 14 agents working on Homeland Security-related task forces, including Joint Terrorism Task Forces (JTTF), Anti-Terrorism Advisory Councils, and Agro-Terrorism Working Groups. The amount of time spent working with the JTTFs varies. Some agents spend only a small percentage of their time on an "as needed" basis. However, their participation is critical in order to strengthen the effectiveness of the task forces and working groups. Our agents provide the task forces with investigative expertise on handling criminal matters involving USDA programs. We have assigned a special agent to serve on the National JTTF on a full-time basis. This individual participates in intelligence briefings on a daily basis, as well as regional food and agriculture working groups, and is

available to provide agriculture-specific expertise. In FY 2008, we anticipate placing an additional full time agent on the JTTF in the Washington, D.C. area. Throughout FY 2007, OIG participated in a series of meetings, both domestic and international, sponsored by the FBI, which focused on agroterrorism. OIG's Emergency Response Team participated in an FBI-sponsored full-field exercise in Seattle, Washington, with Federal, State, and local law enforcement agencies and first responders. The scenario was an intentional outbreak of Foot and Mouth Disease. In FY 2008 and FY 2009, OIG plans to continue participation in agroterrorism/homeland security-related meetings and exercises because it enhances our capability to effectively deal with a homeland security event.

Ms. DeLauro: What is the estimated cost of IG participation in Joint Terrorism Task Forces for 2008 and 2009?

Response: We estimate that we will spend about \$417,347 on JTTF activities in FY 2008. We anticipate expending approximately \$572,541 in FY 2009.

#### FOOD SAFETY AND INSPECTION SERVICE (FSIS)

Ms. DeLauro: Are the protocols or guidelines regarding FSIS' determination of foreign country equivalence being used? Has the OIG audited FSIS' use of these protocols or guidelines?

Response: In our December 2005, audit report on *FSIS' Assessment of the Equivalence of the Canadian Inspection System*, we recommended that FSIS develop and implement protocols for determining which equivalence deficiencies would call into question a country's overall equivalence determination. FSIS concurred with this recommendation and, by June 2006, developed guidelines for determining when a country's overall equivalence is questionable.

FSIS' determination of the equivalence of a foreign country's system of inspection is based on various requirements and procedures put into effect by the Government for establishments preparing product for export to the United States. FSIS questions a country's equivalence when there is evidence the requirements and procedures are not being implemented and enforced on a system-wide basis, such as:

- The inability of the Government to ensure uniform enforcement of requisite laws and regulations in establishments resulting in the production of adulterated or misbranded product for export. Examples include establishment deficiencies (findings involving the Hazard Analysis and Critical Control Point [HACCP], the Sanitation Standard Operating Procedure [SSOP], labeling, sampling and testing programs, and ante-mortem and post-mortem inspection issues) noted by FSIS resulting in a trend in a significant number of establishments, and U.S. port of entry violations (trend of adulterated product or misbranding).
- The lack of control and supervision by the Government over official activities of establishment personnel and inspectors. Examples include payment of inspectors by other than Government sources, and non-enforcement of requirements resulting in product contamination, adulteration, or misbranding.
- Failure of a country to implement a national residue program to prevent the exportation of product with potential contaminants.

If equivalence is questioned, FSIS will take one of the following measures:

- Conduct a followup enforcement audit;
- Suspend the import of products until the exporting country demonstrates appropriate measures;
- Establish compensating controls to ensure product safety.

One or more of these measures would remain in effect until the question of equivalence is no longer an issue.

OIG currently has an audit underway, *Followup on FSIS' Inspection of Meat and Poultry Imports*, [24601-08-Hy], to evaluate the adequacy of FSIS' inspection processes for meat and poultry imports to ensure the integrity of the U.S. food supply. These processes include (1) determinations that foreign countries' food safety systems are equivalent to U.S. standards, (2) periodic (generally annual) onsite, in-country reviews to verify that the systems remain equivalent, and (3) reinspection of products at the U.S. ports of entry. We will also determine whether FSIS has taken appropriate and timely actions to implement prior OIG audit recommendations. This audit will determine if the protocols are being followed.

Ms. DeLauro: Do you have plans for monitoring FSIS' implementation of risk-based inspection?

Response: We plan to continue to monitor FSIS' actions as it moves forward to implement risk-based inspections.

Ms. DeLauro: Please provide for the record a description of the latest OIG work relating to FSIS.

Response: We are providing descriptions of the latest OIG audit work relating to FSIS. This information is current as of March 14, 2008:

WORK CURRENTLY IN PROCESS (sorted by audit number)	
Audit No.	Audit Title/Description
24601-8-Hy	Followup on FSIS' Inspection of Meat and Poultry Imports
24601-9-Hy	FSIS Recall Procedures for Adulterated and Contaminated Product
24601-5-KC	FSIS Management Controls Over Its National Residue Testing Program
24601-6-KC	FSIS Management Controls Over Specified Risk Materials (SRM) and Performance Based-Inspection System (PBIS) Enhancements
24601-7-KC	Evaluation of FSIS Management Controls over Pre-Slaughter Activities
50601-5-Hy	Assessment of USDA's Controls To Ensure Compliance With Beef Export Requirements
50601-12-Ch	USDA's Controls Over the Importation and Movement of Live Animals

AUDIT REPORTS ISSUED SINCE OCTOBER 2006 (sorted by issued date)		
Audit No.	Audit Title/Description	Issued
24601-8-Ch	Egg Products Processing Inspection	08/23/07
24601-7-Hy	Issues Impacting the Development of Risk-Based Inspection at Meat and Poultry Processing Establishments	12/04/07

AUDIT REPORTS ISSUED SINCE OCTOBER 2006 (sorted by issued date)		
Audit No.	Audit Title/Description	Issued
24601-4-KC	FSIS Sampling and Testing Procedures for E.coli	1/29/08

## FOOD AND NUTRITION SERVICE (FNS) PROGRAMS

Ms. DeLauro: Please update to the extent necessary the response from last year regarding the FNS increase for program integrity of over and under certification in the child nutrition programs.

Response: In FY 2004, the Food and Nutrition Service (FNS) received a funding increase to perform a study of certification and eligibility in the National School Lunch Program (NSLP). The FNS report on erroneous payments in the NSLP and School Breakfast Program (SBP) was issued in November 2007. The study found that there was about \$935 million in certification errors (mistakes made in determining a student's free, reduced-price, or paid meal status) and \$860 million due to non-certification errors (mistakes in reporting reimbursable meals) in school meal programs for school year 2005-2006. The certification errors are over 9 percent of NSLP and SBP spending totaling more than \$10 billion. The report states that the information in the report will assist FNS in meeting its reporting requirements to Office of Management and Budget (OMB) and Congress under the Improper Payments Information Act of 2002 (IPIA) and recognizes that erroneous payments in meal programs continue to be a problem. However, the report also states that there is no simple solution and that improving accuracy must not compromise access for low-income families. Placing additional requirements on schools may discourage participation and the cost to improve accuracy must not be greater than achieved savings. The report did suggest some approaches FNS might explore for reducing errors, including emphasizing to households the need to report all income, following up on incomplete applications, and improving the accuracy of administrative functions in certifying students and processing applications.

Ms. DeLauro: Please update the table that appears in last year's hearing record, on page 567, which shows how much of your budget is spent on monitoring the food stamp program, to reflect fiscal year 2007 actuals and fiscal year 2008 and 2009 estimates.

Response: The information is submitted for the record.

[The information follows:]

## Budget Spent on Monitoring the Food Stamp Program

(Dollars in Thousands)

<u>Fiscal Year</u>	<u>Amount</u>
1993 .....	\$13,775
1994 .....	18,600
1995 .....	19,743
1996 .....	17,952
1997 .....	16,914
1998 .....	16,684

1999 .....	15,503
2000 .....	14,286
2001 .....	12,212
2002 .....	12,017
2003 .....	12,141
2004 .....	7,740
2005 .....	11,962
2006 .....	11,352
2007 .....	18,581
2008 .....	18,767 *
2009 .....	18,955 *

\*Estimated

Ms. DeLauro: Provide a table similar to the one that appears in last year's hearing record, on page 568, showing the number of food stamp cases that were issued, the number referred to the Department of Justice, and the number accepted by the Department of Justice, for fiscal year 2007.

Response: The information is submitted for the record.

**US Department of Agriculture - Office of Inspector General  
Food Stamp Program Referrals - FY 2007**

State	Cases Issued	Referred to DOJ	Accepted by DOJ	Pending At DOJ	Declined By DOJ
Alabama	5	1	0	1	0
Arizona	2	1	0	1	0
California	13	4	1	3	2
Colorado	1	2	1	1	1
Connecticut	2	0	0	0	0
DC	0	0	0	0	0
Florida	4	2	2	0	1
Georgia	0	0	0	0	0
Iowa	1	0	0	0	0
Illinois	13	0	0	0	0
Indiana	5	6	0	6	0
Kansas	1	1	1	0	0
Kentucky	0	0	0	0	0
Louisiana	12	3	0	3	0
Maine	3	0	0	0	0
Maryland	2	1	1	0	0
Massachusetts	0	0	0	0	0
Michigan	8	5	5	0	1
Minnesota	2	1	1	0	1
Mississippi	13	9	1	8	1
Missouri	9	5	4	1	0
Montana	0	2	2	0	1
Nebraska	1	0	0	0	0
Nevada	0	0	0	0	0
New Hampshire	1	0	0	0	0
New Jersey	2	0	0	0	0



New York	6	6	5	1	0
North Carolina	2	0	0	0	0
Ohio	10	9	5	4	5
Oklahoma	0	0	0	0	0
Oregon	3	0	0	0	0
Pennsylvania	5	3	3	0	2
Tennessee	3	1	0	1	0
Texas	9	8	0	8	0
Utah	0	3	1	2	0
Virginia	4	1	1	0	0
Washington	1	0	0	0	0
Wisconsin	<u>1</u>	<u>0</u>	<u>0</u>	<u>0</u>	<u>0</u>
<b>TOTAL</b>	<b><u>144</u></b>	<b><u>74</u></b>	<b><u>34</u></b>	<b><u>40</u></b>	<b><u>15</u></b>

Ms. DeLauro: Please update information, found on page 569 of last year's hearing record, on the investigation and prosecution work regarding fraud in electronic benefit transfers in the Food Stamp Program. Please provide an additional breakdown of the information, including investigation time, indictments, convictions and monetary results, for investigations of individual recipients of EBT payments and business owners.

Response: OIG continues to conduct investigations into EBT trafficking nationwide. In FY 2007, approximately 29 percent of our investigative time was dedicated to Food Stamp/EBT program cases, and OIG obtained 275 indictments, 141 convictions, and \$30.8 million in monetary results.

FOOD & NUTRITION SERVICE--WOMEN, INFANTS AND CHILDREN PROGRAM (WIC)

Ms. DeLauro: Please update information on the audit and investigation work you are doing in the WIC Program. Has the review of vendor monitoring for the WIC program been started? If so, what is the schedule for completion? If not, when will it start?

Response: We planned on starting the audit of WIC vendor monitoring in FY 2007. However, FNS requested that we postpone the audit until FY 2008 because WIC State agencies were in the process of implementing vendor cost-containment policies and procedures. FNS did not want our audit to impact these efforts by the States. We agreed to postpone the audit, and it is scheduled to begin later this year.

On May 24, 2007, we issued our audit report on the WIC Program in Puerto Rico [27004-4-At]. The objective of the audit was to evaluate FNS' controls for overseeing how the State agency manages the WIC Program, as well as State agency controls for authorization and oversight of WIC vendors in Puerto Rico. We found that FNS had not ensured that the State agency took appropriate corrective actions to resolve deficiencies noted in FNS reviews. These weaknesses included a lack of reconciliation of WIC food instruments and inadequate oversight of WIC vendors. We also found that the State agency had not notified vendors and participants of products prescribed to WIC participants that did not meet Federal nutritional requirements. The State agency also compromised the vendor bidding process by releasing information that allowed vendors to calculate bid prices in ways that increased food costs to the program, and the State agency violated regulations by condoning the use of in-store credits resulting in reimbursement to vendors for products that were not delivered to WIC participants. FNS agreed with our findings and recommendations.

On the investigative side, for criminal activity related to the WIC Program, in FY 2007, OIG investigators obtained 21 indictments, 10 convictions, and \$507,884 in monetary results. The following case provides an example of the type of criminal activity our agents uncover: The husband and wife owners of a Michigan grocery store fraudulently redeemed approximately \$917,000 in WIC coupons and food stamp benefits. In July 2007, the husband pled guilty to food stamp trafficking and agreed not to contest the forfeiture of approximately \$108,000 (including WIC vouchers) seized from his business and residential properties. The wife was enrolled in Medicaid and childcare subsidy programs; she did not disclose her part-ownership in the store and provided false information regarding her family's income, thereby improperly receiving over \$22,000 in government subsidies. The wife pled guilty to false statements related to her welfare fraud. OIG worked this case jointly with the State of Michigan's Human Services Department.

Ms. DeLauro: Please update to the extent necessary your response from last year, found on page 570 of the hearing record, regarding WIC fraud and infant formula investigations OIG has performed.

Response: OIG has continued to be involved in operations concerning stolen infant formula nationwide. Ongoing task forces throughout the Nation are focusing on the theft rings involved in stealing, re-labeling and re-selling infant formula. An example of a major OIG case involved an inter-State conspiracy in which extremely large amounts of infant formula shoplifted in the Atlanta metro area were transported to New York in rental trucks. A covert search during the investigation revealed that the baby formula was stored in a non-refrigerated storage unit during extreme heat conditions, causing the formula to become adulterated. The value of the stolen goods for the two organized crime organizations involved was approximately \$6.4 million. In December 2007, five members of the two organizations received sentences ranging from 27 to 60 months in Federal prison for conspiracy and 42 to 65 months for inter-State transportation of stolen property. The five members each received an additional 36 months of supervised release. OIG investigated this case with Federal Drug Administration and the Organized Crime Unit of the Atlanta Police Department. Prosecutorial activity is ongoing.

#### JOINT AGENCY QUALITY ASSURANCE PROGRAM

Ms. DeLauro: Please update the response you provided last year regarding the oversight plan for those APHIS components that were transferred to DHS including the Joint Agency Quality Assurance Program.

Response: Due to other priorities, a review of the Joint Agency Quality Assurance Program was not included in our annual plan for this year, and so we have no updates to our previous answer.

#### BORDER SECURITY

Ms. DeLauro: Please update your response last year regarding your work on AQI inspections and agriculture protection and on whether the terms of the MOU between USDA and DHS are being met.

Response: In our audit *Review of Customs and Border Protection's Agricultural Inspection Activities*, issued February 21, 2007 [33601-7-Ch], three recommendations were directed to USDA. Last year, we reported that two had reached management decision. Subsequently, in April 2007, we reached management decision on the last open recommendation, number (2) below. What follows is an update on implementation of all 3 audit recommendations in this area.

(1) We recommended APHIS develop and provide to Customs and Border Protection (CBP) a system of risk assessment for rail cargo, so that the degree of risk associated with this pathway could be determined. APHIS officials stated that a railway pathway pest risk assessment is currently being developed for rail shipments, and its completion is anticipated by June 30, 2008.

(2) We recommended APHIS clarify the requirements for the use of transportation and exportation (T&E) permits, and develop methods for CBP to efficiently verify that required permits are obtained for shipments. APHIS officials stated that they are currently updating manuals to provide consistency for port inspectors on the requirements for T&E permits. They also stated that they are currently providing CBP with lists of valid transit permit holders for field dissemination. In addition, APHIS officials stated that the online permit database, ePermits, will eventually house all APHIS permits, including transit permits, and that CBP will be provided access to the system to verify permittee or permit information. APHIS plans to incorporate T&E permits into the ePermit system by June 2008.

(3) In response to our recommendation that APHIS issue instructions to CBP clarifying APHIS policy on labeling and packaging seized agricultural products and any exceptions allowed to this policy, APHIS agreed to update its manual to allow CBP to establish local procedures to allow proper labeling and packaging for seized agricultural products. The updates were completed January 15, 2008.

#### ANIMAL FIGHTING/CRUELTY

Ms. DeLauro: Are you seeing an increase in allegations concerning animal fighting/animal cruelty? Why are these cases significant? How much funding is planned to be used on these cases in fiscal year 2008?

Response: There has been a substantial increase in allegations concerning animal fighting and animal cruelty. We have opened 22 of these investigations since the beginning of FY 2007. In the 4 year period between FY 1999 and FY 2002, we opened only five such investigations.

These cases are significant because they involve not only animal cruelty but also gambling, guns, drugs, and alcohol violations.

These cases are also significant because serious animal diseases may be spread when animals are smuggled into the United States or transported between regions or States for fighting purposes. With the potential for highly pathogenic avian influenza (HPAI) to reach the U.S. and infect domestic poultry, we are extremely concerned about cockfighting and its potential to spread the disease through "backyard" flocks. The smuggling of these animals presents both a human health risk and a risk to animal and plant populations in the United States because of the potential for the transmission of disease.

We expended approximately \$1,795,876 in FY 2007 on investigative activity associated with animal fighting. We estimate that we will spend about \$2 million on such activities in FY 2008. However, if HPAI enters the United

States, we anticipate the amount of resources will rise in order to control the "backyard" flocks being used for illegal game fighting.

#### ANIMAL CARE AUDIT

Ms. DeLauro: Please update to the extent necessary your response from last year on the findings of APHIS' Animal Care Audit.

Response: Last year we reported that 1 of 20 recommendations had not reached management decision. As of May 2007, all 20 recommendations have achieved management decision. APHIS has notified the Department that corrective actions have been completed for 19 of the recommendations. APHIS is in the process of replacing its licensing and registration information system, which is the only recommendation that still needs to be implemented. We recommended that this new system be adequately tested, and ensure that system users are able to provide feedback during development. APHIS expects to complete this by August 2008.

#### BOVINE SPONGIFORM ENCEPHALOPATHY (BSE)

Ms. DeLauro: Please update last year's response, a list and description of audits and investigations, regarding work that OIG is performing related to BSE and BSE surveillance, including the scope of the work, and the timeline, and work completed in the past year, as well as ongoing projects. How much is OIG spending on BSE-related audits and investigations?

Response: We will be issuing our report on *USDA's Controls Over the Importation and Movement of Live Animals* [50601-12-Ch] by March 31, 2008. Our audit concluded that APHIS' controls over live animal imports need to be strengthened to prevent, detect, and address the entry of live animals that do not meet import requirements. We found that APHIS does not have effective systems or controls for approving and/or tracking live animals into the United States. As part of that audit, we examined compliance with the Minimum Risk Region (MRR) rule, published in January 2005. The MRR rule was implemented after the discovery of BSE in an animal imported from Canada. The MRR rule allowed bovine from Canada to be imported provided the bovine were not pregnant and were under 30 months of age when slaughtered. The Canadian Food Inspection Agency (CFIA) documents compliance with these import restrictions on a health certificate.

We identified 113 Canadian health certificates used to import more than 7,000 bovine, which did not accurately represent the health, age, or identification of 211 bovine imported for slaughter. We found 56 health certificates did not identify 85 bovine that were pregnant and another 50 health certificates for 105 bovine that did not list accurate ages; bovine were determined by veterinarians at feedlots or slaughter establishments to be over 30 months of age. We concluded that these problems were not isolated occurrences because they involved at least 52 different Canadian veterinarians and 40 CFIA officials. APHIS does not have processes in place to collectively analyze import noncompliance or follow up with CFIA officials to determine if corrective actions are needed.

A new MRR rule (September 2007) now allows all bovine born after March 1, 1999, to be imported to the United States. However, the problems we found during this audit raise concerns with APHIS' controls over live animal imports, and whether controls are adequate to ensure compliance with import restrictions or provide adequate screening and/or defense against deliberate attacks or natural disasters.

We recommended that APHIS analyze its cases of import noncompliance to identify if there are problematic trends with Canadian health certificates and to coordinate with Canadian inspection officials to prevent future occurrences. APHIS agreed with our recommendations and has recently begun implementing a process to track violations as well as to assess trends with importers and exporters. APHIS will closely coordinate with CFIA to resolve health certification or animal identification issues.

The cost of the BSE-related audit for *USDA's Controls Over the Importation and Movement of Live Animals* was approximately \$361,000. We estimate that we will spend an additional \$400,000 on BSE-related audit work in FY 2008, including the following projects.

- We recently started our audit on *FSIS Management Controls Over Specified Risk Materials (SRM) and Performance-Based Inspection System (PBIS) Enhancements*, [24601-6-KC]. The objectives of our review of management controls over SRMs and PBIS enhancements will be to assess the effectiveness of FSIS oversight activities over SRM monitoring and whether the related PBIS enhancements and controls have been effectively implemented. We will evaluate the actions planned and implemented by FSIS to address our audit findings and recommendations in our prior report on *Animal and Plant Health Inspection Service Bovine Spongiform Encephalopathy (BSE) Surveillance Program Phase II and Food Safety and Inspection Service Controls Over BSE Sampling, Specified Risk Materials, and Advanced Meat Recovery Products - Phase III* [50601-10-KC]. In addition, we will evaluate enhancements to PBIS, training, and the generation and use of management reports to identify trends of SRM violations.
- We will soon be starting our audit on the *Assessment of USDA's Controls To Ensure Compliance with Beef Export Requirements* [50601-5-Hy]. Our overall objective is to assess the USDA's controls to ensure exported beef products comply with trade requirements established with importing countries. Specifically, the audit will determine (1) why FSIS personnel have allowed shipments of beef products to be exported when they did not meet the conditions for export; (2) what steps FSIS has taken to ensure that licensed beef processors, exporters, and FSIS personnel are fully aware of and implementing procedures to comply with the specific terms of trade contained in bilateral agreements; (3) whether changes should be made in future bilateral agreements and if any changes are needed in training FSIS personnel to prevent the recurrence of these problems; and (4) whether the Agricultural Marketing Service (AMS) and FSIS have fully implemented corrective actions agreed to in OIG's prior audit report, *Assessment of USDA's Controls for the Beef Export Verification Program for Japan*.
- We plan to initiate a review of the BSE Maintenance Surveillance Program later this year. The audit will determine whether APHIS has been fully transparent in their presentation of the assumptions made, procedures used, limitations encountered, and the basis of conclusions as a result of the test results from the enhanced BSE surveillance program.

In FY 2007, OIG also expended approximately \$326,951 on BSE-related investigations. OIG investigated a facility that housed both a pet food slaughter facility and meat processing facility for fraudulent activities pursuant to the Department's BSE Surveillance Program. Our investigation revealed that the corporation's owner falsified the number of BSE testing samples, switched or submitted brain tissues, and switched carcasses of animals being held for testing. The owner inflated the payments he received by submitting brain stem samples from healthy USDA-inspected cattle. He was

convicted of theft of government money, mail/wire fraud, and aiding and abetting. In September 2007, a Federal court sentenced him to 8 months of imprisonment, 36 months of supervised release, and restitution of \$390,000. No tainted food product was involved. Because investigations are reactive by their very nature, we cannot provide the Subcommittee with an exact estimate of what we may spend in this area in FY 2008.

Ms. DeLauro: Has the Secretary requested any OIG investigations or audits?

Response: On January 29, 2008, OIG started an initial inquiry related to a slaughter/processing facility in Chino, California, based on allegations made by the Humane Society. The next day Secretary Schafer asked OIG to work with FSIS and AMS in conducting an investigation into this matter.

In a memorandum, dated October 5, 2007, then Acting Secretary Connor requested that OIG determine whether improvements can be made to FSIS' sampling and testing procedures for *Escherichia coli* O157:H7 (*E. coli*) and identify any relative costs and benefits associated with these improvements. We examined the actions FSIS already had in process to improve its *E. coli* sampling and testing program. We also solicited feedback from various stakeholders, including representatives from other USDA agencies, other U.S. Government entities with similar sampling and testing programs, meat industry representatives, colleges and universities that perform *E. coli* research, and the quick-service restaurant industry. We provided our observations and suggestions in a memorandum dated January 29, 2008. We concluded that while the actions FSIS had in process will improve its testing program, we believe that strengthening the adequacy, timeliness, and effectiveness of other aspects of FSIS' HACCP verification activities would provide stronger assurance that establishments are properly identifying and controlling their food safety hazard risks.

In his October 5, 2007, memorandum, then Acting Secretary Connor also asked OIG to conduct a formal review of issues related to FSIS recall procedures for adulterated or contaminated product that has already entered the food distribution chain. We have initiated work to evaluate whether improvements could be made to FSIS' processes for handling recalls, and whether FSIS is taking full advantage of its current statutory authorities to address recall situations. This audit is ongoing and is expected to be completed by mid-summer.

#### ANIMAL AND PLANT HEALTH INSPECTION SERVICE

Ms. DeLauro: Please provide for the record a description of the latest OIG work relating to APHIS.

Response: We are providing descriptions of the latest OIG audit work relating to APHIS. This information is current as of March 14, 2008:

WORK CURRENTLY IN PROCESS (sorted by audit number)	
Audit No.	Audit Title/Description
33002-4-SF	APHIS Animal Care Inspections of Dealers
33099-8-KC	Evaluation of APHIS' Controls Over APHIS Pilot Certifications
33601-3-Hy	APHIS' Transfer Authority of Program Funding
33601-10-Ch	Controls Over Licensing of Animal Exhibitors
50601-12-Ch	USDA's Controls Over the Importation and Movement of Live Animals
50601-14-Te	USDA's Role in the Export of Genetically Engineered Agricultural Commodities

WORK CURRENTLY IN PROCESS (sorted by audit number)	
Audit No.	Audit Title/Description
50601-16-Te	Controls Over Genetically Engineered Animal and Insect Research
50601-17-Te	Controls Over Genetically Engineered Food and Agricultural Imports

AUDIT REPORTS ISSUED SINCE OCTOBER 2006 (sorted by issued date)		
Audit No.	Audit Title	Issued
33601-7-Ch	Review of Custom and Border Protection's Agriculture Inspection Activities	02/21/07
33601-9-Ch	APHIS' Controls Over Permits To Import Agricultural Products	10/26/07
33701-1-Hy	USDA's Implementation of the National Strategy for Pandemic Influenza	01/15/08

Ms. DeLauro: You indicated in your response last year, found on pages 576-577 of last year's hearing record, that APHIS was in the process of drafting a comprehensive AI surveillance plan. Has a plan been developed? If so, are you planning further work to evaluate the plan?

Response: As part of our recent audit, *USDA's Implementation (Plan) of the National Strategy for Pandemic Influenza*, issued January 15, 2008 [33701-01-Hy], we assessed corrective actions APHIS has made concerning recommendations cited in our prior audit, *APHIS Oversight of Avian Influenza*, [33099-11-Hy]. We found that APHIS had not yet finalized two of eight recommendations in our prior report.

- We recommended in our prior audit that APHIS distribute detailed operational guidance in its Response Plan when dealing with HPAI in live bird markets and other "off-farm" environments. In a recent response to this recommendation, APHIS stated that it provides standards and criteria in the form of the HPAI National Response Plan. APHIS recognizes that States, industry, and stakeholders have requested another level of detail; therefore, APHIS expects to provide additional guidance in the form of procedures and checklists with the next major revision of the HPAI National Response Plan in 2008. APHIS also states that while the current program for State plans is limited to the low pathogenicity avian influenza (LPAI), many of the actions and responses are equally applicable to HPAI situations and the States may use part or all of the plans in a HPAI outbreak situation. This guidance will need to be finalized and documented before this recommendation can be closed by the Office of the Chief Financial Officer.
- We also recommended that APHIS augment the Response Plan with details of the notification process for States, media, and industry, including identification of the roles and responsibilities of personnel involved, specific timeframes for action, and linkage to the Standard Operating Procedures set forth in the AI Response Plan. APHIS included, in its August 16, 2007, revision to the HPAI Response Plan, an appendix that outlines in some detail the process by which USDA will communicate with States, media, and others regarding the establishment of an Incident Command System structure and Joint Information Centers. This information frames the roles and responsibilities of State, local, and Federal entities and actions that need to occur within the first 48

hours of an incident. The recommendation is now closed. Given our January 2008 review, OIG is planning no further action in this area at this time.

#### OVERSIGHT OF IMPORTS FROM CANADA

Ms. DeLauro: Please provide a summary of any work (since the response to the question for the record last year) on products from Canada.

Response: Last year we reported that an audit was in progress, *USDA's Controls Over the Importation and Movement of Live Animals* [50601-12-Ch]. This report was issued March 31, 2008.

Almost all animals that enter the United States come from Canada or Mexico. An import restriction, known as the Minimum Risk Region (MRR) rule, was implemented after the discovery of BSE in an animal imported from Canada. The MRR rule allowed bovine from Canada to be imported provided the bovine were not pregnant and were under 30 months of age when slaughtered. We identified instances of noncompliance with the MRR rule from various sources. However, we could not determine the extent of problems detected because APHIS does not centrally accumulate or report import noncompliance, and does not have processes in place to collectively analyze import noncompliance or follow up with Canadian officials to determine if corrective actions are needed. After our field work was completed, APHIS implemented a new MRR rule, effective November 19, 2007, to allow all bovine born after March 1, 1999, to be imported to the United States. However, the problems we found during this audit raise concerns with APHIS' controls over live animal imports.

Additional controls are needed at northern ports of entry to obtain stronger assurance that all animal shipments are inspected by APHIS' veterinarians. APHIS has not arranged with CBP to receive notification of incoming live animal shipments, nor has it obtained access to CBP's Automated Targeting System to track animals that have entered the United States to APHIS inspection.

APHIS cannot demonstrate that all immediate slaughter swine or feeder bovine from Canada arrived at their intended destination and were timely slaughtered. We found that 436 feeder bovine and almost 9,000 immediate slaughter swine (over a 4-month period) could not be verified as slaughtered, as required.

OIG has worked investigations in the past related to products from Canada. However, in FY 2007 and FY 2008 to date, we have not received any allegations related to product coming into the United States from Canada, nor have we opened any such investigations.

#### RISK MANAGEMENT AGENCY (RMA)

Ms. DeLauro: Please provide for the record a description of the latest OIG work relating to the Risk Management Agency.

Response: RMA administers the Federal Crop Insurance Program in a partnership with approved insurance providers (AIP). RMA is also mandated to ensure the program integrity in the Federal crop insurance program. RMA accomplishes this goal by monitoring the AIPs' performance and by performing various compliance activities. In response to concerns about the integrity of Federal Crop Insurance Corporation (FCIC) programs, we attempted to perform a comprehensive review evaluating the effectiveness of RMA's compliance activities in ensuring program integrity in the Federal Crop Insurance Program. Specifically, we examined the internal controls to determine whether (1) the organizational structure provides the control environment necessary to



support and sustain effective controls; (2) risk assessments are performed to identify internal and external risks, identify program vulnerabilities, and allow for efficient and effective allocation of resources to mitigate the risks; (3) policies and procedures are in place to ensure adequate controls over compliance activities; (4) relevant, timely, and useful information is communicated throughout the agency and insurance providers; and (5) adequate monitoring is performed and deficiencies identified are appropriately addressed. As part of our audit work, we looked at how RMA coordinates its compliance activities across the agency, how it prioritizes its compliance efforts, and how it utilizes the results of its compliance activities. We are currently drafting the audit report, RMA Compliance Activities [05601-11-At].

In addition, we have recently begun a review of RMA's *Implementation of the AIPs' Quality Control Reviews* [05016-1-KC]. This audit will assess the effectiveness of RMA's oversight activities over the AIPs' quality control reviews and the AIPs' compliance with quality control review processes, as prescribed by the Standard Reinsurance Agreement, in preventing or detecting program abuse, waste, and improper payments.

One recently issued report addressed the 2004 hurricanes in Florida, *Citrus Indemnity Determinations Made for 2004 Hurricane Damages in Florida* [05099-27-At]. The AIPs issued millions of dollars in indemnity payments to Florida producers for damage to their crops resulting from the 2004 hurricanes - Charley, Frances, and Jeanne. RMA, which reinsures these AIPs, paid indemnities totaling \$121 million on 1,677 claims for Florida crops damaged by the 2004 hurricanes, including \$50 million on 1,144 citrus claims. OIG initiated this limited scope audit to evaluate RMA's management controls over the loss adjustment process to ensure the accuracy of the loss claim determinations and the resulting payments. Our review of 21 citrus indemnity payments totaling \$10.3 million found that AIPs made incorrect loss adjustment determinations on 15 claims. These erroneous determinations resulted in \$415,710 in overpayments and underpayments. RMA agreed to analyze and, if appropriate, seek recovery of, the questioned indemnity payments.

In our audit, *RMA's 2005 Emergency Hurricane Relief Efforts in Florida* [05099-28-At], our objective was to evaluate the adequacy of RMA's management controls to ensure the timeliness and accuracy of indemnity payments resulting from Hurricanes Katrina, Rita, and Wilma in Florida. Our audit is focusing on one company's management controls for underwriting nursery crop insurance policies and adjusting claims. We are currently drafting the audit report.

The following is a list of audit work in process and planned for RMA. This information is current as of March 14, 2008.

AUDIT WORK CURRENTLY IN PROCESS	
Audit No.	Audit Title/Description
05016-1-KC	Oversight of Approved Insurance Providers' Quality Control Process
05099-112-KC	Contracting for Services Under ARPA
05099-28-At	RMA's 2005 Emergency Hurricane Relief Efforts in Florida
05601-11-At	RMA Compliance Activities
05601-14-Te	Group Risk Crop Insurance
05601-15-Te	Crop Loss and Quality Adjustments for Aflatoxin-Infected Corn
50601-15-At	Hurricane Indemnity Program--Integrity of Data Provided by RMA
50601-18-Te	Pasture, Rangeland, and Forage Pilot Program

SCHEDULED FOR FY 2008, BUT NOT STARTED	
Audit Title	
RMA's Catastrophic Risk Protection Program	
RMA's National Program Operations Review	
Validity of New Producers	
Citrus Indemnity Payments Resulting from 2005 Florida Hurricanes	

AUDIT REPORTS ISSUED SINCE OCTOBER 2006		
Audit No.	Audit Title	Issued
05099-27-At	Evaluation of RMA Indemnity Payments for 2004 Florida Hurricanes	03/06/07
05099-111-KC	Monitoring the Financial Condition of RMA's Reinsured Companies	10/23/07
05099-113-KC	Asian Soybean Rust Claims	06/26/07
05601-4-SF	Adjusted Gross Revenue Program	01/23/07

OIG continues to conduct investigations into farm programs, including the Federal Crop Insurance Program. In FY 2007, approximately 26 percent of our investigative time was dedicated to FSA and RMA program cases, and OIG had 42 indictments, 35 convictions, and \$21.6 million in monetary results. In FY 2007, we opened 14 new cases relating to RMA and issued 7 investigative reports. Examples of OIG crop insurance investigations include the following: In May 2007, a former North Texas crop insurance agent and his associates agreed to pay a \$500,000 civil settlement and be debarred for 5 years from all USDA programs. The settlement was made in lieu of civil litigation. The investigation disclosed that the subjects knowingly made false claims and statements to USDA relating to their 1999 cotton and grain sorghum farm program and indemnity payments. This civil action was subsequent to the criminal prosecution and November 2004 conviction of the subject for false claims made to USDA.

#### CROP INSURANCE

Ms. DeLauro: Please update your response from last year, found on page 580 of the hearing record, on the status of the review on RMA controls over reinsurance companies.

Response: On October 31, 2007, we issued an audit on *RMA Financial Management Controls over Reinsurance Companies* [05099-111-KC]. Previously, OIG and GAO made recommendations to RMA to strengthen its management control over reinsured companies. In this reporting period, we revisited issues raised in those reports and found that RMA has improved its financial management controls over reinsurance companies, expanded its financial and operational analyses of those companies, and conducted compliance reviews of adherence to regulations and policies. RMA has initiated agreements that enable information sharing with State insurance departments. RMA recently provided additional documentation to demonstrate its coordination with State insurance departments. Based on that documentation, we have reached management decision on all recommendations made in the report.

## AGRICULTURE RISK PROTECTION ACT OF 2000 (ARPA)

Ms. DeLauro: Please update to the extent necessary your response from last year, found on page 581 of the hearing record, regarding reviews of ARPA provisions.

Response: ARPA included provisions that were intended to strengthen the integrity of the Federal Crop Insurance Program. Specifically, RMA was provided expanded sanction authority for program noncompliance and fraud. Sanctions include civil fines, producer disqualification for up to 5 years, and disqualification of other persons (agent, loss adjuster, AIP) for up to 5 years. In May 2007, RMA published proposed rules for administrative remedies for noncompliance. As of March 26, 2008, RMA has not finalized these rules.

Beginning with the 2001 crop year, ARPA required that RMA and FSA reconcile producer-derived information at least annually in order to identify and address any discrepancies. We continue to monitor the Department's attempts to implement an effective reconciliation of FSA data and RMA data. Our report, *USDA Implementation of the Agricultural Risk Protection Act* [50099-12-KC], issued in September 2003, covered the agencies' failed attempt to reconcile their data for crop year 2001. For that crop year, RMA did not fully resolve the discrepancies for the cases it followed up on.

In our report, we recommended that, in order to conduct an effective reconciliation, the Department should implement a single integrated common information collection system. RMA replied that the Comprehensive Information Management System (CIMS) is under development and testing will reduce the need for the reconciliation mandated in ARPA. RMA does not plan to perform the ARPA-required reconciliation while CIMS is being developed. RMA has stated that implementation is expected to occur in stages with CIMS being fully operational in 2012. RMA further states that it has made progress in reaching agreement with FSA on defining terms that would help eliminate the need for reconciliation.

We have not reached management decision on this recommendation because RMA has not performed the required reconciliation since 2001 and does not plan to conduct additional reconciliation efforts on legacy data, including its initial incomplete efforts for the 2001 crop year. RMA did request and obtain an opinion from the Department's Office of the General Counsel (OGC) as to whether the CIMS project, as identified, will meet the ARPA data reconciliation requirements. OGC stated that the CIMS project may meet current reconciliation requirements once it is implemented; however, it will not be capable of reconciliations of any years prior to implementation. OIG is uncertain whether CIMS, when implemented, will in fact eliminate the need for reconciliation between FSA and RMA data. Furthermore, CIMS will not assist RMA in reconciling data from prior years. Therefore, since CIMS is not expected to be fully implemented until 2012, reconciliation as mandated in ARPA will not be performed by RMA for crop years 2002 through 2011.

We continue to closely monitor the agency's inaction on this important requirement because, we believe, an effective comprehensive information collection system is fundamental if the Department is to carry out an effective reconciliation and, thereby, ensure program integrity across the Department's farm programs.

We have an audit in process to evaluate RMA's contracting activities pursuant to Section 131 of ARPA, *Contracting for Services Under ARPA* [05099-112-KC]. Section 131 provided RMA with the authority to enter into research and development contracts and partnership agreements related to under-served agricultural commodities and States. This included the use of research and development contracts and partnership agreements for new or expanded crop

insurance policies. Our audit includes those ARPA-related contracts and partnership agreements awarded during the period FY 2004 through 2006. During that period, RMA entered into 42 ARPA contracts for research and development totaling about \$18.8 million and 47 partnership agreements totaling about \$31.3 million. An official draft of our report has been issued to RMA for comment.

As part of the ARPA legislation, data warehousing and data-mining techniques were explicitly identified as tools to be used by RMA to strengthen the Federal Crop Insurance Program's oversight efforts. RMA collaborates with the Center for Agribusiness Excellence (CAE) at Tarleton State University to develop these technologies. One such effort combines the strengths of data-mining technologies and the farm-level knowledge of FSA to identify and monitor those producers whose crop insurance losses are not consistent with those of their neighbors. In addition, CAE conducts internal data-mining research for RMA to assist compliance and underwriting efforts and any other research deemed necessary by the agency to improve the effectiveness and efficiency of the Federal Crop Insurance Program. CAE currently produces approximately 160 such research products per year for RMA, including products such as crop simulation models, planting date studies, and methods for correctly identifying high-risk land. While OIG has periodically used CAE data-mining products for our own audits and investigations, we have not audited whether RMA has effectively utilized these data-mining results.

#### FARM SERVICE AGENCY (FSA)

Ms. DeLauro: Please update to the extent necessary your response last year regarding a description of the latest OIG work relating to FSA. Include the release date of the OIG's audit of FSA's IT issues.

Response: Following are descriptions of the latest OIG audit work relating to FSA. This information is current as of March 14, 2008.

AUDIT WORK CURRENTLY IN PROCESS	
Audit No.	Audit Title/Description
03099-181-Te	FSA-Requested Payment Limitation Review in Louisiana
03099-198-KC	FSA Inspection of Temporary Domestic Storage Sites for Foreign Food Assistance
03501-1-FM	FSA Information Technology Issues
03601-13-SF	Emergency Loan Reductions To Preclude Duplicate Benefits
03601-15-At	Tobacco Transition Payment (Tobacco Buyout) Program - Tobacco Assessments
03601-16-Ch	Identification and Reporting of Improper Payments in FSA High-Risk Programs
03601-17-Ch	Controls Over Guaranteed Farm Loan Interest Rates and Interest Assistance
03601-23-KC	Hurricane Relief Initiatives: Livestock and Feed Indemnity Programs
03601-24-KC	Hurricane Relief Initiatives: Emergency Forestry Conservation Reserve Program
03601-26-KC	Price Support Provisions for Pulse Crops
50601-13-KC	Effectiveness of Status Review Process in Assessing Producer Compliance With Conservation Provisions
50601-14-KC	Peanut Pricing for FSA Program Purposes
50601-15-At	Hurricane Relief Initiatives: Hurricane Indemnity Program - Integrity of Data Provided by the Risk Management Agency

SCHEDULED FOR FY 2008, BUT NOT STARTED

Audit Title
Controls Over Guaranteed Farm Ownership and Operating Loan Limits
Farm Loan Program Security
Farm Storage Facility Loan Program
Marketing Assistance Loans and Loan Deficiency Payments to Cooperative Marketing Associations and Designated Marketing Associations
Tobacco Transition Payment Program - Payments to Tobacco Producers
USDA Programs for Beginning Farmers and Ranchers

AUDIT REPORTS ISSUED SINCE OCTOBER 2006		
Audit No.	Audit Title	Issued
03008-1-At	FSA's Efforts To Identify and Recover Overpayments in the Counter-Cyclical Program	12/12/06
03601-21-KC	Hurricane Relief Initiatives: Barge Movement and Transportation Differential Agreements	03/20/07
03601-22-KC	Hurricane Relief Initiatives: Emergency and Alternative Grain Storage	03/20/07
03601-14-Ch	Improper Payments Information Act of 2002 (IPIA) - Monitoring the Progress of FSA Corrective Actions for High-Risk Programs	05/18/07
50601-3-Hy	Trade Adjustment Assistance for Farmers	06/13/07
50099-11-SF	Programmatic Treatment of Farm Program Crop Bases on Lands With Conservation Easements	08/27/07
03601-12-At	Tobacco Transition Payment Program - Reviews of Quota Holder Eligibility and of Flue-Cured Tobacco Quota Transferred By Owners From One Tract To Another	09/26/07
03601-48-Te	Hurricane Relief Initiatives: Aquaculture Grants to States	10/18/07
03601-25-KC	FSA Bioenergy Program	01/18/08
03601-27-KC	Hurricane Relief Initiatives: Emergency Conservation Program	02/26/08
03601-13-At	Hurricane Relief Initiatives: Tree Indemnity Program	03/10/08

As for our audit of FSA's information technology issues, we are completing a review of FSA's IT environment to determine the specific causes for FSA's IT problems, which include slow telecommunications and applications that are, at times, inaccessible by employees and customers, resulting in failed transactions and late payments. Thus far, the problems appear to be the culmination of many different issues, stemming from obsolete telecommunication and server equipment at field/Web server locations and inadequate training in implementing programs in the new Web-based applications. These problems created overloaded servers and a breakdown in the agency's ability to handle the volume of traffic needed for the current environment. During FY 2006 and FY 2007, the infrastructure began experiencing overloads and system interruptions. The detailed results of our review are expected to be released by mid-summer.

## FRAUD IN FSA/RMA PROGRAMS

Ms. DeLauro: Please update your response from last year, found on page 584-588 of the hearing record, to the following four questions regarding fraud: Relating to fraud in FSA or RMA programs: in general, how are you identifying new cases? Are you able to use information technology to flag suspect payments?

Response: We identify new cases through a variety of means. New investigations are often developed from information obtained from ongoing investigations. In addition, FSA and RMA are required to refer allegations of suspected criminal activity to OIG for investigative determination. Currently, we are working in concert with RMA and FSA to coordinate their data-matching techniques in an attempt to identify individuals, producers, insurance adjusters, and/or insurance providers who are potentially defrauding the programs. Additionally, we utilize the expertise of our National Computer Forensics Division (NCFD) to assist in our investigations. Although not responsible for conducting the data matching to flag suspect payment, NCFD often lends technological expertise in support of our investigative work.

Ms. DeLauro: How many current cases do you have for FSA? For RMA?

Response: OIG currently has 140 open investigations covering FSA. In FY 2007, 66 FSA cases were opened, and 48 reports were issued.

Currently, we have 24 open investigations involving RMA matters. In FY 2007, 14 cases were opened, and 7 reports were issued concerning RMA.

Ms. DeLauro: What is the role of the IG in working with the Farm Service Agency and Risk Management Agency to deter the bad actors? As we noted last year, ARPA directed that RMA and FSA reconcile their data to help find fraud, but it seems that the work is still not complete.

Response: FSA and RMA management have the primary and fundamental responsibility to develop and maintain appropriate, cost-effective internal controls to protect the integrity of their programs and deter bad actors. OIG's role in working with the agencies to deter fraud stems from the authority granted us under the Inspector General Act of 1978 (IG Act) to conduct independent audits and investigations relating to the agencies' programs and operations.

Through our audits, OIG works closely with RMA and FSA to identify weaknesses in internal controls that can be remedied to better detect and deter bad actors and to develop recommendations for correcting such weaknesses. Agency managers, who are required by the IG Act to follow up on audit recommendations, are to use OIG audits to identify and correct problems resulting from inadequate or poorly designed controls and to build appropriate controls into new programs.

Moreover, agency managers are required to continuously monitor and improve the effectiveness of internal controls associated with their programs. Agency management is to use information from OIG reports, including audits, investigations, inspections, outcome of hotline complaints, or other products, to supplement management's continuous assessment of internal control.

We continue to monitor the Department's action to implement an effective reconciliation of FSA and RMA data. Beginning with the 2001 crop year, ARPA required that RMA and FSA reconcile producer-derived information at least annually in order to identify and address any discrepancies. RMA has not performed this reconciliation of RMA and FSA data since its attempt to reconcile crop year 2001 data. RMA believes that the development of the

Comprehensive Information Management System (CIMS) jointly with FSA will meet the reconciliation requirements of ARPA. RMA and FSA expect CIMS to be fully implemented by 2012. However, CIMS will not assist RMA in reconciling data for prior years. As a result, for crop years 2002 through 2011, reconciliation as mandated in ARPA will not be performed by RMA.

Our investigative staff engages in active ongoing dialogue with FSA and RMA; as a result of this dialogue FSA and RMA agency personnel refer suspected criminal allegations to OIG for our consideration and often assist in investigations. We continue to rely on the success we have had in prosecuting individuals who defraud the program to act as a deterrent to other potential criminals. With respect to FSA and RMA, our investigations typically result in substantial restitution for those found guilty. One such example is as follows: In one recent investigation two Georgia tobacco producers were each sentenced in the Southern District of Georgia to 48 months of probation and fined \$80,000 after having pled guilty in March 2007 to misprision of a felony. The two producers paid a combined restitution of \$739,000 before entering their guilty pleas. One was also ordered to resign from the Georgia Tobacco Growers Association and the Flue Cured Tobacco Stabilization Board in North Carolina. The investigation disclosed that the producers conspired with another individual to grow their crops in his name because the "nominee" producer had a higher production yield, which resulted in larger crop insurance payments between 2000 and 2004. In June 2006, the producers were charged with conspiracy, making false statements to RMA and FSA, and money laundering. The "nominee" cooperated in the investigation and received pretrial diversion.

Ms. DeLauro: Have these agencies also worked to build deterrents into their systems and procedures?

Response: FSA and RMA have built into their systems and procedures internal controls to help safeguard the integrity of their programs and deter fraud. While internal controls do not guarantee the absence of fraud, they are a means of managing the risk associated with the agencies' programs and operations and minimizing the potential for fraud. However, much remains to be done by the agencies to continuously monitor and improve the effectiveness of existing internal controls. Specifically, the agencies should better invest in technology, both culturally and financially, to improve and automate business operations, thereby eliminating paper-based processing, improving information sharing, and enhancing their ability to identify and prevent fraud through data-mining (the analysis of data using statistical and database techniques in order to identify patterns or relationships that indicate fraud and abuse).

To ensure that only eligible individuals receive benefits and that they receive the correct benefits, the agencies use two primary types of internal controls: pre-payment validations of producer-reported data and post-payment verifications of eligibility. Pre-payment validations generally seek to verify, or at least to determine the reasonableness of, participant-reported data, while post-payment verifications (compliance reviews/spot checks) generally are conducted by the agencies to identify instances of program abuse and improper payments.

Ideally, each of the agencies' computer applications should automatically interface with other applications and systems to the extent practicable to ensure that all producer-reported data are valid. However, many of the validations FSA or RMA have in place are not automated, or the agencies otherwise are not making the most of available data. Each of the agencies needs to ensure all program data are automated, overcome cultural barriers to identify relationships between data in different systems (both inter- and intra-agency), and capitalize upon those relationships by building into their

applications automated validations that routinely compare related data in the systems and flag suspect cases. As an example: payments for the Hurricane (Crop) Indemnity Program (HIP), administered by FSA, are predicated, in part, upon crop insurance indemnity data that are weekly downloaded to FSA from RMA. Although FSA's automated system has the ability to produce reports to highlight discrepancies between RMA and HIP data, such reports are not automatic. Instead, FSA county office employees must manually cue the system to generate and act on the discrepancy reports.

We found a similar breakdown in FSA and NRCS program data. Although FSA's system identifies and tracks non-compliant members of entities and joint ventures (that is, where the member had an average adjusted gross income in excess of \$2.5 million), NRCS' computer application does not interface with FSA's system to automatically detect potentially non-compliant members of entities or joint ventures. NRCS field staff must manually verify whether members of entities or joint ventures are AGI compliant. We currently have audits in process to evaluate whether there are any adverse impacts on program payments due to these system inefficiencies.

One of the validations required by ARPA is the interagency reconciliation of data received by FSA or RMA from a producer. Although such annual reconciliation was mandated by ARPA beginning with the 2001 crop year, the agencies have failed to complete data reconciliation for even 1 year. Further, the ARPA-mandated annual data reconciliation, even if successfully performed, largely would still be a manual process performed after the fact. FSA and RMA need to continue to develop and aggressively implement CIMS. Compliance should be a consideration at the forefront of program implementation and administration—the agencies need to recognize that more deterrents to noncompliance that are built in at the forefront of program administration (prepayment), the less need for compliance reviews after the fact.

In September 2005, we issued our audit report on the coordination, efficiency, and effectiveness of FSA's various compliance activities, *Farm Service Agency Compliance Activities* [03601-12-Ch]. Generally, we found FSA's myriad compliance reviews were neither coordinated nor automated and that FSA did not capture or analyze the results of their compliance reviews in order to identify trends and remedy program weaknesses. In addition, FSA could improve the efficiency of its reviews by employing advanced techniques, such as statistical sampling or data mining. FSA has since overhauled its compliance functions. Beginning with the 2007 crop year, FSA has implemented a new (comprehensive) compliance process that incorporates a statistical sample of program participants, a National Compliance Review Database, into which compliance review data will be entered, and analyses of compliance review results to identify noncompliance trends and to develop plans to better identify and prevent future instances of noncompliance. We plan to conduct an audit of the new compliance system during the latter part of FY 2008, to evaluate FSA's development of the system universe and sampling methodologies, and to determine whether the system provides for adequate compliance verifications and supportable results across program lines.

#### RURAL UTILITIES BROADBAND GRANT AND LOAN PROGRAM

Ms. DeLauro: Please update to the extent necessary your response regarding the audit report of the Rural Utilities Broadband Grant and Loan Programs. Please include any progress made relating the agency's proposed regulations mentioned in last year's response. When do you expect to release the followup audit of the Broadband loan program?



Response: Since our last response, the agency has drafted proposed regulations to address our audit finding that RUS does not focus its funding to rural communities that do not have pre-existing broadband service. Specifically, the proposed rule addressed the following:

- Defined "rural" as: (1) less than 20,000 in population and (2) not located in an urban area.
- Limited the number of pre-existing providers to less than four; and to be considered a pre-existing provider, a provider must service at least 10 percent of the households.
- Priority is given to providers proposing to service communities without existing providers or only one existing broadband service provider. In addition, priority is given to applicants that include only areas where at least 40 percent of the households do not have access; then to all other applicants.

Comments to the proposed rule were due July 10, 2007. As of March 26, 2008, RUS had not issued a final rule on these comments.

The House and Senate Appropriations Committees markup of the FY 2008 Agricultural appropriations bill directed OIG to reexamine the RUS Broadband Loan Program and issue a comprehensive followup report to our 2005 Broadband report, *Broadband Grant and Loan Programs* [09601-4-Tel]. Even though the language was not included as a statutory requirement in the enacted bill, OIG still plans to act on this request. We will analyze (1) unserved households included in approved applications, (2) applications granted to companies proposing to serve areas where one or more private broadband provider already offers services, (3) defaulted loans, and (4) applicants approved for loans that subsequently withdrew from the program due to feasibility issues. We expect the final report to be released in January 2009.

#### AGRICULTURAL RESEARCH SERVICE (ARS)

Ms. DeLauro: Please update the status of the sensitive or "dual use" research policy at USDA. Has ARS completed final action on recommendations for both governmental and cooperating nongovernmental research activities? If not, please discuss the unresolved recommendations.

Response: Our September 30, 2005, audit report recommended that ARS:

- develop criteria for identifying Sensitive Security Information and implement procedures to ensure the information is not included on the Internet;
- remove from the Internet all information regarding select agents, the names of individuals authorized to use them, and the location where they can be found;
- develop and implement a policy and procedure for establishing appropriate security determinations for all non-Government scientists involved in sensitive research projects; and
- maintain a list of all participating non-Government scientists for each sensitive research project, and develop a policy and procedure for obtaining personal information from all non-government scientists involved in sensitive research projects in order to perform security suitability determinations.

Before taking final corrective action on the recommendations, ARS is awaiting guidance from the National Science Advisory Board for Biosecurity. ARS wants to follow the yet-to-be determined Governmentwide protocols related to "dual

use" research.

In the meantime, on January 12, 2006, the ARS Administrator issued interim guidelines for reviewing and monitoring "dual-use" research projects that fall within the scope of the experiments of concern identified by the National Research Council of the National Academies. For such projects, the ARS interim guidelines require scientists to notify ARS managers if they plan to propose any change in the approved project plan. The National Program Staff will immediately review such proposals and, if approved, reevaluate the projects in light of the criteria for dual-use projects.

Ms. DeLauro: Does the OIG have plans to monitor compliance with contractual agreements reached between FNS and food service management companies?

Response: We are considering followup work on our prior audit recommendations (*National School Lunch Program - Cost-Reimbursable Contracts with a Food Service Management Company*, issued in December 2005 [27601-15-KC]) for the FY 2009 planning cycle. However, we do not have any plans to monitor compliance with contractual agreements reached between FNS and food service management companies at this time.

Ms. DeLauro: Please provide for the record a summary of any OIG work relating to the illegal importation of products from China. Has the OIG worked with any other Federal agencies on investigations of these products? Has the OIG identified any priorities for investigation relating to these products?

Response: In FY 2007, OIG did not initiate any investigations into the illegal importation of products from China. However, in the past OIG has worked with several Federal agencies with jurisdiction over the importation of illegal products from several Asian countries including China. These are the U.S. Department of Homeland Security (DHS), Immigration and Customs Enforcement and Customs and Border Protection; the U.S. Department of the Interior (DOI), U.S. Fish and Wildlife Service; the U.S. Department of Justice (DOJ), various U.S. Attorney's Offices; and USDA, APHIS, and FSIS.

Within USDA, OIG works with APHIS and FSIS on smuggling investigations. USDA has oversight of the importation into the United States of fruits, vegetables, animals, and animal products (i.e., meat or poultry products). USDA's oversight is intended to prevent the introduction of exotic plants, animal pests, and diseases into the United States. OIG conducts criminal investigations involving the smuggling of prohibited products over which USDA has jurisdiction. Based on the nature of the investigation, OIG may work with DHS or DOI to conduct these investigations.

OIG targets its investigations in this area on those products prohibited from importation for health and safety reasons by APHIS and FSIS. These agencies have the responsibility of identifying and regulating products deemed to be prohibited, based on the country of origin, on behalf of the U.S. Government.

Questions Submitted by Congressman Latham

Office of Inspector General

FARM PROGRAM ENTITLEMENTS

Mr. Latham: Do you believe that the Department is making improvements in its efforts to detect fraud, and where do you see continuing shortcomings?

Response: We believe that the Department needs to prioritize its resources for addressing fraud, waste and abuse, and focus on three ongoing initiatives - its Common Information Management System (CIMS), coordination and communication among the various programs, and data-mining activities. A comprehensive and integrated information management system would facilitate meeting the goals of these three initiatives - improving program integrity. This information management system would not only expedite sharing electronic information across the various farm assistance programs, but also develop common data information, thereby minimizing abuses that could result from currently overlapping data requirements. However, the Department's CIMS will not be fully functional until 2012. The Department believes that once CIMS is fully operational, data reconciliation would not be necessary. In the interim, the Department has put on hold data reconciliation that was mandated by the Agricultural Risk Protection Act (ARPA); the Department has not fully completed data reconciliation for a crop year since ARPA was enacted in 2000.

As cited in OIG's Management Challenges, coordination and communication across the Department's agencies needs to be strengthened. Many of the farm assistance programs administered by other USDA agencies share similar statutory limitations and restrictions. We believe that the Department's CIMS would improve information sharing, but it is currently limited to FSA and RMA. USDA agencies' computer applications and systems should automatically interface with each other to ensure that all producer-reported data are valid and to prevent duplication of benefits.

Data-mining activities, such as those currently used by RMA for the Federal Crop Insurance Program, can play an integral role in the Department's goal to ensure integrity in the farm programs. RMA has cited the importance of its data-mining activities (which were mandated by ARPA) in reducing improper indemnity payments and deterring potentially fraudulent actions by producers. While we have not yet reviewed whether RMA effectively utilizes all of its data-mining results, we believe that such data-mining activities need to be expanded beyond RMA and include other agencies providing farm assistance; furthermore, data-mining activities need to be performed across agency lines.

OIG investigations staff works closely with FSA/RMA to identify potential fraud and conduct criminal investigations when warranted. Investigations devote a substantial amount of resources to investigating fraud within the area of farm program entitlements due to the significant number of programs within USDA designed to assist

farmers. OIG works to obtain criminal and/or civil results against individuals who attempt to defraud these programs. In one recent case, OIG conducted a joint investigation with the Internal Revenue Service, Federal Bureau of Investigation, and Tennessee Bureau of Investigation that resulted in two North Carolina men being ordered to forfeit \$4.5 million for conspiracy regarding FSA's Tobacco Program.

#### IMPROPER PAYMENTS RELATED TO FARM PROGRAMS

Mr. Latham: Can you give the subcommittee a number that represents a total of improper payments made under the different farm programs?

Response: USDA reported in its 2007 Performance and Accounting Report (PAR) total improper payments related to farm programs of \$627 million. This includes programs managed by FSA, NRCS, and RMA. We only performed audit work in FSA.

In our 2007 audit [03601-14-Ch], we reviewed FSA's process for estimating improper payments in the 7 high-risk programs identified by OMB. In preparation for estimating improper payments in the FY 2007 PAR, FSA's Operations Review and Analysis Staff (ORAS) made additional revisions to their process by redefining test items developed for each high-risk program. All reports were completed and reviewed by ORAS officials. FSA's statistician used these reports to project estimates that were reported in the PAR. Our audit of FSA's process for developing and reporting estimates of improper payments in its high-risk programs disclosed that the process provided reliable estimates.

Mr. Latham: Along the lines of improper payments, can you give us some idea of the level of improper payments paid to estates and deceased individuals?

Response: As reported by GAO in their report titled, *Federal Farm Programs: USDA Needs To Strengthen Management Controls To Prevent Improper Payments to Estates and Deceased Individuals*, GAO-07-818 (July 9, 2007), for 1999 through 2005, FSA unknowingly paid \$1.1 billion in farm payments in the names of 172,801 deceased individuals (either as an individual recipient or as a member of an entity). USDA relies on a farming operation's self-certification that the information it provides to USDA is accurate; operations are also required to notify USDA of any changes, such as a death of a member. Such notification would provide USDA with current information to determine the eligibility of the operation to receive payments. The complex nature of some farming operations - such as entities embedded within other entities - can make it difficult for USDA to avoid making payments to deceased individuals. Actions are currently being taken to prevent improper payments to estates and deceased individuals. Those actions FSA agreed to take include obtaining the Social Security Administration's Death Master File and matching it against FSA's producer payment records, reviewing all estates that have been in existence more than 2 years, and initiating collection for improper payments as appropriate.

## AVIAN INFLUENZA

Mr. Latham: Can you give us a brief summary of what you are finding with respect to the Department's capability shortcomings that could be manifested in the event of an avian influenza outbreak?

Response: In our audit of USDA's Implementation of the National Strategy for Pandemic Influenza, [33701-1-Hy] we examined whether APHIS adequately implemented the measures as required by the plan the Homeland Security Council (HSC) issued in May 2006. The implementation plan included over 300 tasks that were designed to ensure that the Federal Government, along with State and local partners, continues to prepare for a possible outbreak in the United States. It assigned USDA the responsibility for completing 98 of these tasks. Of the 98 tasks, we reviewed 55 that were to be completed by February 2007.

Although we found that USDA had made significant progress in developing or revising policies and procedures to detect, contain, and eradicate highly pathogenic avian influenza, we identified areas where APHIS needed to strengthen controls to ensure USDA's readiness to respond to a pandemic. We reported that USDA took action on each lead task we reviewed; however, it did not test newly developed procedures or assess and evaluate the revised procedures to ensure they worked as designed. Also, USDA did not correctly report the status of two major APHIS functions to HSC. In addition, APHIS did not fully implement two of the eight recommendations from our prior report, *Oversight of Avian Influenza*, issued June 2006 [33099-11-Hy], as of September 2007. The recommendations were intended to strengthen APHIS' ability to respond to an avian influenza outbreak.

We recommended that USDA establish a control mechanism to accurately report information on assigned tasks, provide HSC with corrected information for the inaccurately reported tasks, and monitor support tasks and coordinate with HSC. In addition, we recommended USDA develop plans for testing the tasks that have not been tested and formalize procedures to update its notification Web site. Further, APHIS needed to immediately assign responsibility to finalize corrective actions set forth in our prior report.

APHIS agreed with the recommendations in the report, and we have now reached management decisions on 9 of the 10 recommendations. The only open recommendation APHIS needs to implement is to provide the HSC with corrected information for the inaccurately reported tasks. APHIS agreed with the recommendation; however, the response did not indicate when this action would occur.

## FRAUD IN USDA NUTRITION PROGRAMS

Mr. Latham: Your statement notes a number of convictions in the area of fraud in the Food Stamp Program and the WIC program. Are there concrete ways that the Department can minimize fraud in the different nutrition programs, other than the obvious ones, and has USDA taken steps to minimize the problems with these programs?

Response: OIG investigations staff continues to work diligently to provide recommendations to our counterparts at FNS to deter fraud

and minimize vulnerabilities in USDA's nutrition assistance programs. We work aggressively with FNS concerning refinement of the store authorization process. FNS is currently looking at various tools and database improvements to identify and ensure that only eligible retail store owners are participating in the program and redeeming food stamp benefits.

Concerning the WIC Program, OIG is in the process of developing a database that will capture vital information from all OIG cases involving WIC, especially those that pertain to the growing number of criminals who specialize in stealing WIC infant formula. The database will assist OIG in identifying trends and determining where fraud networks are operating on a large-scale basis, identifying any weaknesses in the program, and enhancing program integrity efforts.

OIG investigations staff will continue to work with FNS to identify trends in the schemes utilized to defraud the programs and explore various methods to assist in correcting the identified vulnerabilities.

Mr. Latham: What do you believe is the Department's biggest shortcoming in any failure to prevent fraud in the nutrition programs?

Response: We believe that trafficking in food stamp and WIC benefits continues to be one of the persistent areas of fraud in the nutrition assistance programs. FNS has reduced staff in field offices because of budgetary constraints. As a result, FNS no longer holds face-to-face meetings with store owners who want to participate in the program to ensure they understand program requirements and penalties for trafficking. In addition, FNS does not verify past criminal records of the store owners prior to approving them to participate. We believe these inadequacies contribute to the persistence of trafficking.

High error rates also continue to occur in the eligibility process for the National School Lunch and Breakfast Programs. FNS issued a report on erroneous payments in these programs in November 2007 and found that there were about \$935 million in certification errors (mistakes made in determining a student's free, reduced-price, or paid meal status) and \$860 million due to non-certification errors (mistakes in reporting reimbursable meals) in school meal programs for school year 2005-06. The certification errors are over 9 percent of the programs' spending, totaling more than \$10 billion. While these errors may not always be the result of intentional fraud, they are significant. FNS does not verify wage information of parents whose school children participate in these programs to ensure eligibility. We believe that FNS is reluctant to place additional requirements on schools because it may discourage participation.

OIG investigations staff continues to work with FNS to focus on identifying program vulnerabilities. We continue to aggressively pursue action against those who intentionally violate the rules and regulations of the nutrition assistance programs. However, budgetary and staffing issues require us to prioritize the initiation of all our criminal investigations. When we receive allegations of fraud or abuse in FNS programs, we consider the potential program impact, the likelihood of criminal prosecution and large monetary recoveries, along with the deterrent value, in any decision to initiate investigation.

Mr. Latham: There is some evidence that, notwithstanding the prohibitions against illegal immigrants' obtaining food stamp, WIC, and other benefits, the practice does occur -- very likely at rates higher than we suspect. Can you provide the subcommittee with any examples of suggestions that you have made to the Food and Nutrition Service to curb the disbursement of benefits to illegal immigrants - in other words, comply with the law?

Response: OIG has not performed any recent audit work in WIC or the Food Stamp Program that would enable us to provide meaningful, substantiated data in this area. OIG investigations staff focuses on retailer fraud and in limited instances investigates recipient fraud. Due to the difficulty in obtaining Federal prosecutions against recipients who commit fraud, OIG defers to the State agencies responsible for administering the program locally to address recipient fraud through disqualification or local prosecution by the State and county welfare fraud investigators.

## WITNESSES

---

	Page
Christopherson, C.R., Jr .....	733, 951
Connelly, Christopher .....	1051
Conner, Chuck .....	1
Ellis, K.L. ....	1177
Fong, P.K. ....	1177
Glauber, Dr. Joseph .....	1, 1073
Kesselman, Marc .....	969
Klurfeld, R.J. ....	1123
McKay, M.M. ....	1143
Murrin, Suzanne .....	1177
Rutherford, B.K. ....	569
Schafer, Hon. Edward .....	1
Steele, W.S.....	1, 1177
Tighe, K.S. ....	1177
Young, R.W. ....	1177





# INDEX

	Page
<b>Department of Agriculture</b>	
Administrative Costs for Earmarks .....	525
Advisory Committees .....	434, 599
Alternative Energy Experts .....	146
Alternative Fuel .....	34
Animal Identification .....	43
Apple Rootstock Research .....	534
Avian Influenza .....	513
APHIS .....	513
ARS .....	514
CSREES .....	515
Backlog of Farmers Applying for Conservation Technical Assistance .....	530
Backlog of Farmers Willing to Participate in Easement Programs .....	530
Beekeepers .....	94
Biofuels Imports .....	540
Biofuels Initiative and Food Costs .....	36
Bison in Yellowstone National Park .....	534
Bonuses and Awards .....	400
For Political Appointees .....	406
Broadband Loans .....	91
BSE .....	523
Budget Eliminations and Duplications .....	97
Buy Out Authority .....	464
Census of Agriculture .....	42
Civil Rights Enterprise System .....	455
Colombia Trade Relations .....	40
Colombia .....	131
Commodity Supplemental Food Program .....	99, 558, 562
Congressional Relations.....	409, 453
Conservation Programs, Adequate Funding for .....	532
Conservation Reserve Enhancement Program .....	99, 538
Contract Employees .....	474
Contracting, USDA .....	455
Country of Origin Labeling .....	30, 33
Cuba Trade Relations .....	39
Doha Round of Multilateral Trade Negotiations .....	549
Dried Distillers Grain .....	112
Exports .....	103
Research .....	111
E. Coli Initiatives .....	555
Early Outs and Buyouts .....	462, 586
Electronic Government Information .....	445

	Page
Energy Programs, USDA.....	136, 517, 543
Energy Research .....	41
Environmental Quality Incentives Program .....	525
Farm Bill .....	87
Farm Loan Program Delivery .....	531
Farm Program Payments .....	38
Farm Service Agency Budget .....	531
Farmers Markets .....	127
Food and Agriculture Defense Initiative .....	520
Food Banks .....	129, 131
Food Safety Inspectors .....	555
Food Safety .....	111, 115
FSA Computer System .....	100, 101
Business Plan and Timetable .....	103
GAO High Risk List .....	111
Grants and Loans .....	476
Hatch Act .....	90
Headquarters Personnel .....	464
Hurricane Assistance .....	504, 511
Import Safety.....	104, 549
Imports .....	125
Improper Payments.....	100, 101
Indiana Food Stamp Modernization Project .....	536
Light Brown Apple Moth .....	41, 92
Mandatory Funded Information Technology .....	523
McGovern-Dole Food for Education Program .....	112, 115
Meat Slaughter/Processing Plant Certification .....	125
Meat Slaughtering Plants .....	124
Milk Price Safety Net .....	566
Non-Program Costs .....	436
NRCS and FSA Coordination .....	104
Opening Remarks .....	1
Opening Statement, Secretary Schafer .....	3
OSEC Staffing .....	412
Outside Counsel .....	457
Outsourcing Competitions .....	453
Public Affairs .....	406
Questions for the Record .....	149
DeLauro .....	149
Kingston .....	525
Hinchey .....	527
Kaptur .....	540
Jackson .....	561
Obey .....	564
Renewable Fuel Standards Waiver Process .....	112
Research Funding Cuts .....	533
Risk-Based Budget Request .....	554
Rural Assistance Programs .....	527
Rural Electric CO-OPs .....	547
Salmonella Initiative Program.....	554, 555
Savannah Sugar Refinery.....	34, 35
Schedule C Training .....	464
School Nutrition .....	94
Specialty Crops .....	42
Summer Food Service Program .....	537

	Page
Supplemental Nutrition Assistance .....	530
Travel Costs .....	
Agency .....	222
Conferences, USDA .....	224
Political Appointee .....	194
USDA Secretary .....	189
U.S.-Colombia Trade Promotion Agreement .....	550
Unauthorized Appropriations .....	518
Unmet Need for Flood Prevention .....	529
Watershed Programs Fulfilling a Core Responsibility of Government .....	533
Web-Based Supply Chain Management System .....	189
Wind Energy .....	135
Wisconsin Dairy Industry .....	564
Woman, Infants, and Children (WIC) .....	127, 129, 562
Written Statements .....	569

### **Departmental Administration**

AgLearn .....	629
Agriculture Buildings and Facilities .....	598
Aircrafts .....	588
Assessments and Investigations Sent to EPA .....	608
Asset Management Program .....	719
Biofuels and Biobased Products .....	715
Budget Object 25.3 Increase .....	727
Building Repair and Maintenance Increase .....	724
Change to General Provision .....	721
COOP Increase .....	726
Credit and Purchase Cards .....	586
DA Organizational Chart .....	717
Department of Homeland Security Costs .....	620
EmpowHR Human Resource System .....	585
Energy Cost Saving Measures .....	722
Excellence Ceremony .....	585
Expiring Leases .....	625
Fair Labor Standards Act .....	725
Federal Excess Personal Property .....	592
Federal Facilities Compliance Act .....	602
Field Service Center Office Closures .....	581
Foreclosure .....	578
FTE Increases .....	717
Fuel Conservation and Use of Alternative Fuels .....	731
Funds Transferred to Land Grant Universities .....	589
GSA Rent Account Increase .....	722
GSA Space Rent Shortfall .....	625
Hazardous Materials Management (HMM) .....	601
Increase .....	727
Cleanup Efforts .....	611
Funding Matrix .....	601
FY 2009 Funding for BARC .....	728
Program Funding .....	606
Policy Council .....	617
Spending History .....	727
Headquarters Complex Rental Charges .....	596
Homeland Security .....	625

	Page
Human Resources Initiatives .....	619
Idaho Mines Investigations .....	729
Life Safety and Security Support .....	726
Motor Vehicles .....	587
Number of Foreclosures in FSA Inventory .....	607
Office of Ethics Consolidation .....	720
OIG and GAO Audits .....	715
Pay for Performance .....	629
Personnel and Document Security .....	628
Physical Security Enhancements .....	618
Prior Year Unobligated Balances .....	723
Procurement Reform .....	584
Recruitment and Student Employment Program .....	620
Renovated Space .....	623
Rental and Repair Costs to GSA .....	597
Salaries and Expenses (HMM) .....	606
South Building Renovation .....	617
South Building Space Conditions .....	717
Strategic Space Plan .....	592
Swing Space and Non-Renovated Space .....	624
Transfer of Funds .....	723
USDA Human Resources Information System .....	719
Utilities Cost Increases .....	725
Written Statement by Rutherford, Boyd K., Assistant Secretary for Adminis- tration, USDA .....	569

#### **Office of the Chief Financial Officer**

A-76/Competitive Sourcing .....	763
Acquisition of Plant and Capital Equipment .....	770
Administrative Costs .....	787
Annual Financial Statement Audit .....	808
Audit Work .....	769
Audits, GAO and OIG .....	760
Competitive Sourcing .....	805
Corporate Property Automated Information System and E-Travel System .....	747
Corporate Systems .....	746
Debt Collection .....	796
Feasibility Study .....	772
Foundation Financial Information System (FFIS) .....	754
FY 2009 Budget Request .....	808
Human Resources Line of Business .....	805
Improve Computer Security .....	766
Information Technology Weaknesses .....	809
Material Weaknesses .....	803
Modernizing Corporate Systems .....	768
National Finance Center (NFC).....	759, 787
New Financial Management System .....	801
New Revolving Fund .....	810
NFC Reduction-in-Force Actions .....	803
NFC Reimbursements .....	789
Object Class Breakdown .....	796
Outstanding Debt and Credit Management .....	762
Payroll System .....	761
Primary Computing Facility .....	769, 772

	Page
Problem Credit .....	792
Quarterly Status Report .....	798
Spending for the Hurricane Katrina Disaster .....	796
Staff Years for Preparing Financial Statements .....	766
Travel Management .....	795
Unobligated Balances .....	770
USDA Offices .....	789
USDA Travel .....	752
Working Capital Fund (WCF).....	748, 773, 801, 807
Written Statements Christopherson, Charles R., Jr., Chief Financial Officer, USDA .....	733

#### **Office of the Chief Information Officer**

Common Computing Environment .....	911
Contractor Support .....	885
Cyber Security (CS) Program .....	891
E-Government Initiatives .....	882
Enterprise License Agreement .....	844
Grants.gov .....	903
Information Risk Management Program .....	892
Internet Program Delivery .....	861
IT Expenditures .....	844
IT Security .....	904
Modernize and Innovate the Delivery of Agricultural Systems (MIDAS) .....	940
Office of Inspector General Audits .....	818
OMB Management Watch List .....	927
Smart Choice Initiatives and USDA Shared Services .....	868
Telecommunications .....	893
USDA Information Technology Budget .....	812
Written Statements: Christopherson, Chuck, Chief Information Officer, USDA .....	951

#### **Office of the General Counsel**

Animal Welfare and Horse Protection Act Programs .....	1044
Attorney Hours by Agency .....	995
Attorney Hours by Category .....	994
Attorney Locations .....	997
Bovine Tuberculosis Eradication .....	1036
Business and Industry .....	1039
Child Nutrition Act, Legal Opinion .....	1045
Civil and Criminal Cases .....	997
Consolidated Appropriations Act, 2005 .....	1045
Debt Collection Activities .....	1042
EEO Commission .....	1034
Examples of Recent Progress .....	999
FSA Claims .....	1036
Funding Increase .....	1043
FY 2009 Staff Year Increase .....	1043
Hazardous Materials Management Program .....	1042
IT and Communication Expenditures .....	1038
Law Library .....	998
Legal Opinions .....	1039
Maintain and Support Staff .....	1037
Mission Areas and Staff Years .....	1037

	Page
Multifamily Housing Project .....	1038
Object Class Breakout .....	1035
Pigford Case .....	1042
Priorities .....	1034
Private Counsel .....	996
Regulatory Activities .....	1046
Reimbursable Authority .....	1044
Staff Years .....	994
User Fee Programs .....	993
User Fee Proposals .....	1036
World Trade Organization (WTO) .....	1044
Written Statements: Kesselman, Marc L., General Counsel, USDA .....	969

#### **Office of Communications**

Consultants .....	1066
Departmental Web Sites .....	1064
Difference Between OC and OCIO Components of USDA Web Site .....	1064
Efforts in Response to the Hallmark-Westland Meat Recall .....	1066
FTE Positions .....	1065
IT System and Service Upgrades .....	1069
Joint Information Center .....	1068
Media Services .....	1061
Press Releases Issued .....	1062
Public Affairs Activities .....	1056
Reimbursements from Other USDA Agencies .....	1062
Resources and Staff Levels .....	1059
USDA Web Site Common Look and Feel .....	1064
Video News Releases .....	1065
Working Capital Functions .....	1065
Written Statement by Christopher Connelly, Director of Communications, USDA .....	1051

#### **Office of the Chief Economist**

Administrative Appeals .....	1129
Bovine Spongiform Encephalopathy (BSE) .....	1109
Budget Request .....	1120
Commodity Market Information System .....	1120
Energy and Environment Issues .....	1113
Food Safety .....	1109
GIPSA .....	1110
Offices Outside Washington, DC .....	1109
Organizational Chart/Resources .....	1106
Preferred Procurement Programs .....	1110
Risk Assessment .....	1107
Rulemaking .....	1106
Weather Analysis .....	1119
Written Statement by Joseph Glauber, Chief Economist, USDA .....	1073

#### **National Appeals Division**

Appeals and Decisions .....	1125
Farm Trade Shows .....	1128
FY 2009 Budget Request .....	1130
Hearings and Reviews Conducted .....	1126
Public Awareness Campaign .....	1127

	Page
Reviews Conducted .....	1129
Right to Appeal .....	1128
Types of Cases .....	1129
Unfilled Positions .....	1126
Written Statement by Roger J. Klurfeld, Director, National Appeals Division, USDA .....	1123

#### **Office of Budget and Program Analysis**

Code of Federal Regulations .....	1132
Legislative Proposals .....	1132, 1133
Staffing Levels in OBPA .....	1134
Strategic Objective and Funding Matrix .....	1131
USDA Budget Summary and Annual Performance Plan .....	1133

#### **Homeland Security Staff**

Emergency Response .....	1138
Food Defense and Biosecurity Policy Coordinator .....	1141
Participation in Other Homeland Security Councils/Committees .....	1135
Plant Biosecurity Policy Coordinator .....	1140
Protective Security Detail .....	1139
Radiological Emergency Coordinator .....	1135
Staff Year Distribution .....	1136

#### **Office of Civil Rights**

Alternative Dispute Resolution .....	1165
Center for Minority Farmers .....	1157
Civil Rights Action Plan .....	1154
Complaint Process .....	1147
Complaint Processing Time .....	1151
Compliance Activities .....	1166
EEO Appeals .....	1166
EEO Complaints .....	1167
Employees with Targeted Disabilities .....	1156
Enterprise System.....	1153, 1165
Equal Employment Opportunity Complaints .....	1151
Greenbook Charges .....	1158
Historically Black Colleges and Universities .....	1153
OIG Audit .....	1167
Outreach Efforts .....	1162
Pigford Case .....	1165
Process Time for EEO Final Decisions .....	1157
Program Complaints Received .....	1150
Programs .....	1159
Reimbursable Staff Years .....	1164
USDA/1890 National Scholars Program .....	1151
Written Statement of Margo M. McKay, Assistant Secretary for Civil Rights, USDA .....	1143

#### **Office of Congressional Relations**

Budgetary Materials .....	1170
Congressional Relations Staff .....	1174

#### **Department of Agriculture—Office of Inspector General**

Agency Efficiency .....	1226
-------------------------	------



	Page
Agricultural Marketing Service .....	1178, 1241
Agricultural Research Service (ARS) .....	1281
Agriculture Risk Protection Act of 2000 (ARPA) .....	1275
Animal and Plant Health Inspection Service .....	1270
Animal Care Audit .....	1268
Animal Fighting/Cruelty.....	1232, 1267
Asset Forfeiture Transfers .....	1257
Audit and Investigative Activities .....	1255
Avian Influenza.....	1241, 1285
Border Security .....	1266
Bovine Spongiform Encephalopathy (BSE) .....	1268
Budgetary Resources .....	1255
Canadian Imports, Oversight .....	1272
Conservation Security Program.....	1230, 1233
Crop Insurance .....	1274
Department Communication Issues .....	1226, 1227
Farm Bill .....	1178
Farm Program Entitlements .....	1283
Farm Programs .....	1234
Farm Service Agency (FSA) .....	1276, 1278
Financial Management Systems, USDA .....	1248
Financial Statement Audits .....	1245
Financial Statements, USDA .....	1247
Food and Nutrition Service.....	1178, 1263
Food Safety and Inspection Service (FSIS) .....	1177, 1180, 1230, 1236, 1261
Food Stamp Fraud .....	1234, 1235
Fraud in FSA/RMA Programs .....	1278
Fraud in USDA Nutrition Programs .....	1285
Homeland Security (HS) .....	1259
Hurricane Issues .....	1224
Improper Payments Related to Farm Programs .....	1284
Information Technology (IT) Strategic Plan .....	1249, 1251
Information Technology Investments FY 2007 .....	1251
Information Technology Investments FY 2008 .....	1252
Information Technology Investments FY 2009 .....	1254
Inspector General Opening Statement .....	1180
Joint Agency Quality Assurance Program .....	1266
National Finance Center (NFC) Audit .....	1248
Natural Resources Conservation Service and Farm Service Agency.....	1178, 1222
Nutrition Programs, Fraud .....	1285
Office of Inspector General .....	1245
Outside Public Accountants .....	1247
Oversight, Imports from Canada .....	1272
Questions Submitted by Congressman Latham .....	1283
Questions Submitted by Congresswoman Delauro .....	1245
Risk Management Agency (RMA).....	1272, 1278
Rural Utilities Broadband Grant and Loan Program .....	1280
Women, Infants, and Children Program (WIC) .....	1265
Working Capital Fund (WCF) .....	1248
Written Statement by Phyllis K. Fong, Inspector General, USDA .....	1182